


Waukesha Budget Update

2018



Waukesha Budget Update

- * Impact to Average Homeowner
- * Median Home Value in Waukesha - \$186,400
- * 2017 City Tax Bill -- \$2001
- * 2018 City Tax Bill -- \$1966
- *  Decrease of -- \$35
- * Average Home Values Increased in City this year, overall many property owners will see tax bill slightly lower or flat over this year

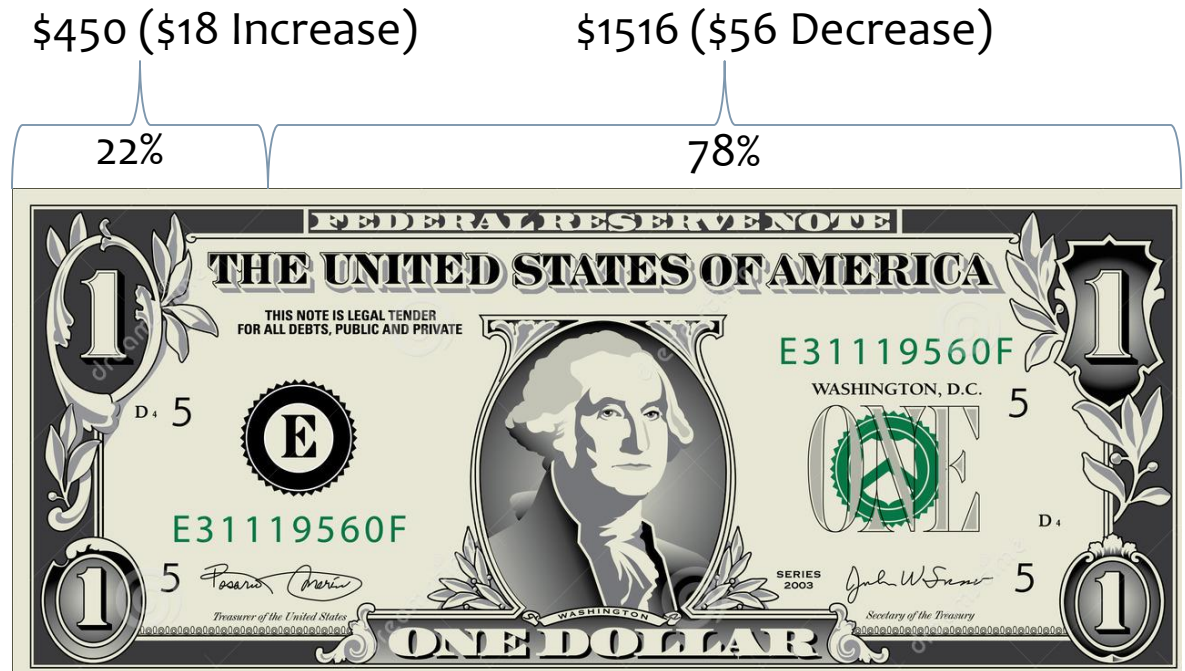
Waukesha Budget Update

- * What makes up the tax bill on the average home (\$186,400)?
- * 2017: \$2001



Waukesha Budget Update

- * What makes up the tax bill on the average home (\$186,400)?
- * 2018: \$1966



State Mandated Levy Limits

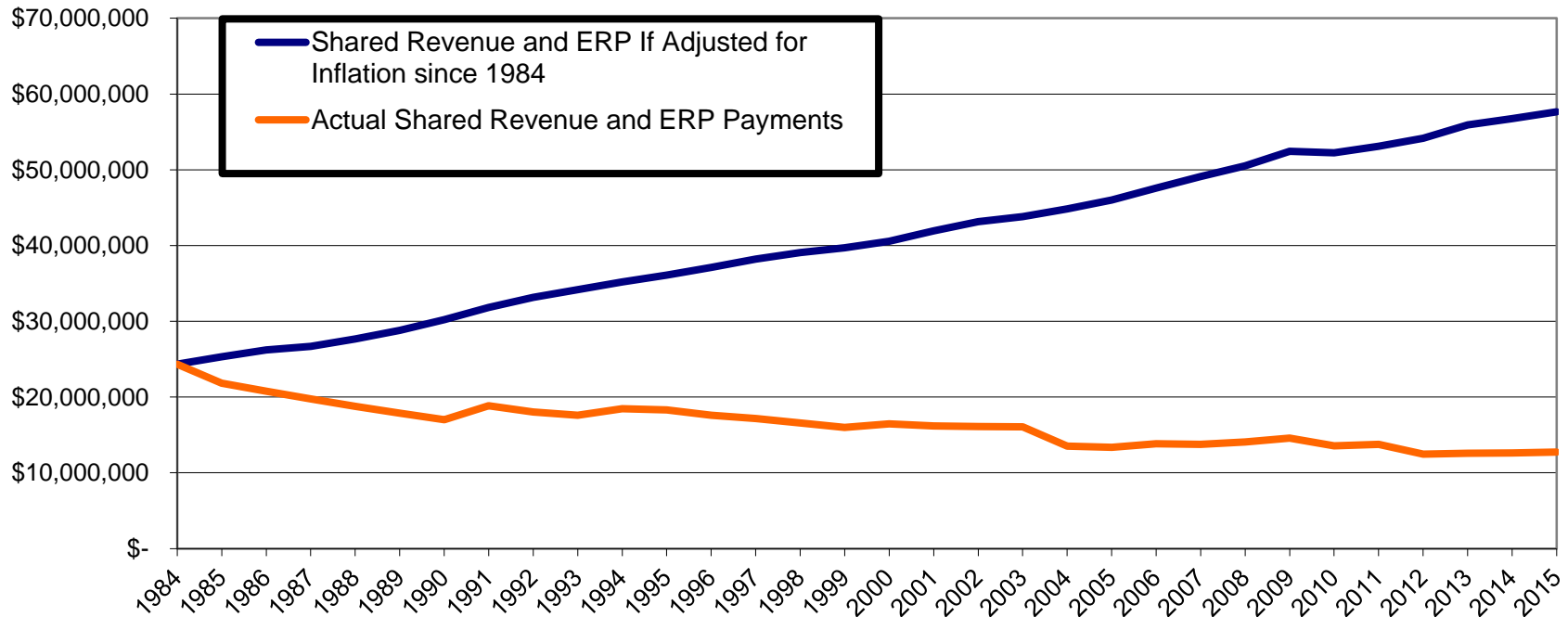
- * Municipalities and counties cannot increase local property tax levy, excluding debt service on general obligations, by more than the amount of net new construction in the community.
- * Increases in fees for “covered services” (snow plowing, refuse collection, stormwater management, fire protection, and street sweeping) for costs currently covered by the General Fund result in a reduction in the levy limit.
- * 50% of closed TID value as share of equalized value added to allowable rate of growth in levy.
- * Net new construction = new construction less property removed due to destruction or replacement.
- * Net new construction does not include property value appreciation due to market changes.
- * Limits can be exceeded through voter referendum.

Expenditure Restraint Program

- * Communities with tax rates of 5 mills or higher are eligible.
- * Qualify for payment if increase in general fund expenditures, excluding debt service, is less than inflation plus 60% of net new construction.

Shared Revenue and Expenditure Restraint Payments Have Not Kept Pace with Inflation

If State Shared Revenue and ERP Had Kept Pace With Inflation



Waukesha Budget Update

General Fund Levy

4.92% Increase in General Fund Levy

Question: How does Levy Increase and Average Home Tax Bill Decrease?

Answer: Economic Growth
Closure of 2 TIF Districts (50% Of Value)

Waukesha Budget Update

Economic Growth

2016 Total Equalized Value: \$5.87 Billion

2017 Total Equalized Value: \$6.13 Billion

Percent Change: ↑ 4%

Waukesha Budget Update

City of Waukesha - ERP:

↑ 2.7%

City of Waukesha – Budget:

↑ 2.7%

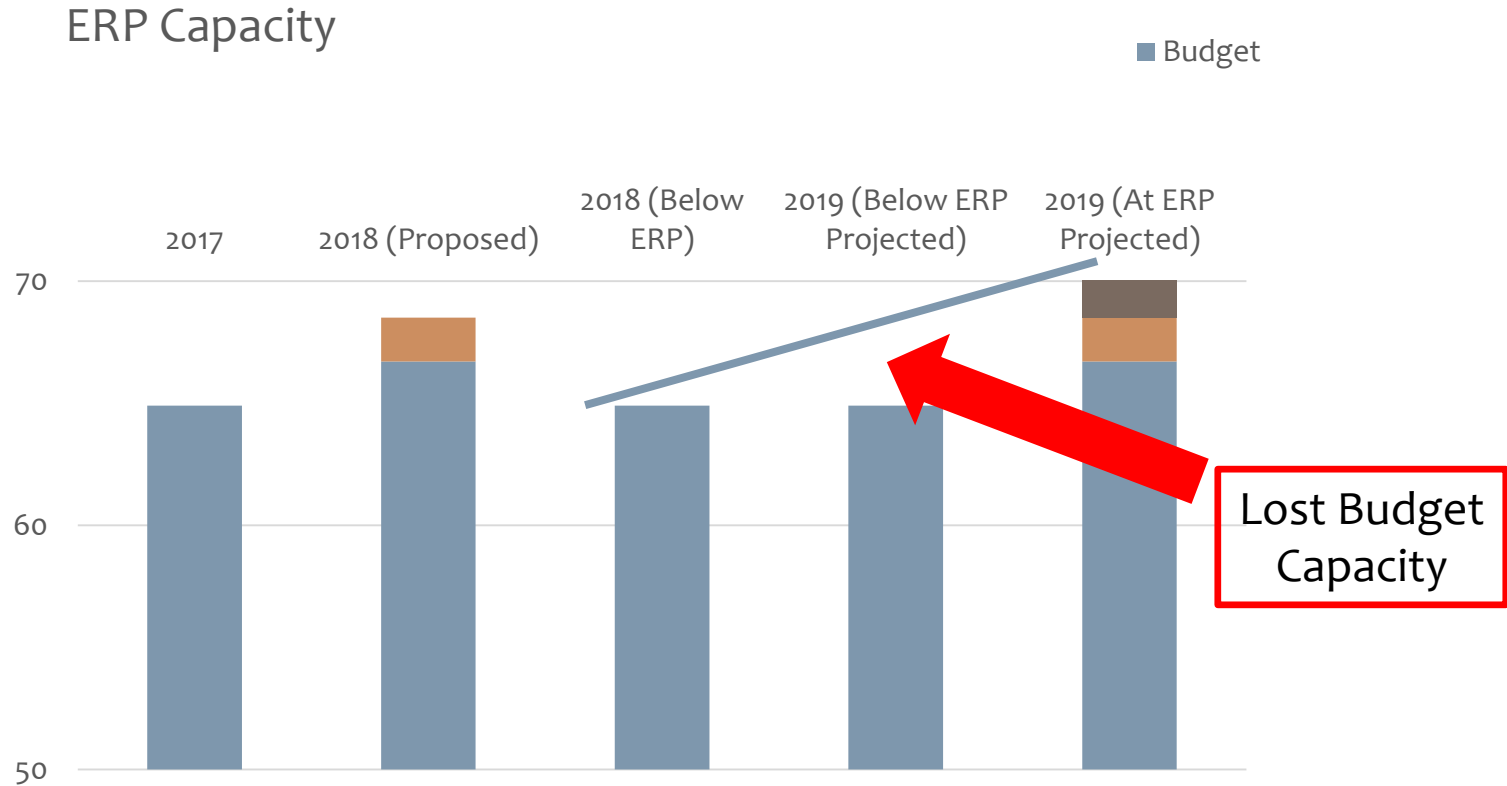
City receives \$1.9 million in ERP aid if we remain below the cap.

Waukesha Budget Update

Question: Why Don't we Decrease Budget Under ERP?

Answer: Cannot restore lost budget authority. (1-year look-back only.)

Waukesha Budget Update



Waukesha Budget Update

Total Revenue:

2017 Adopted: \$64.9 Million

2018 Budget: \$66.7 Million

2.69% ↑

Waukesha Budget Update

General Government Expenditures:

2017 Adopted: \$7.8 Million

2018 Budget: \$8.1 Million

4.02% ↑

General Government includes City Council, Municipal Court, City Administrator, Human Resources, Assessor, Finance, City Clerk/Treasurer, City Attorney, Community Development and Information Technology

Waukesha Budget Update

Public Safety Expenditures:

2017 Adopted: \$31.2 Million

2018 Budget: \$32.2 Million

2.98% ↑

Public Safety Includes Police, Fire, Building Inspections and Emergency Government

Waukesha Budget Update

Public Works Expenditures:

2017 Adopted: \$8.7 Million

2018 Budget: \$8.9 Million

1.59% ↑

Public Works includes Engineering and Streets Maintenance

Waukesha Budget Update

Culture and Recreation Expenditures:

2017 Adopted: \$9.3 Million

2018 Budget: \$9.5 Million

2.55% ↑

Culture and Recreation includes Library contribution and Parks,
Recreation and Forestry Department

Waukesha Budget Update

Solid Waste Management:

2017 Adopted: \$2.9 Million

2018 Budget: \$3.0 Million

2.25% ↑

Solid Waste Management includes Garbage Collection, Recycling, Composting and Drop-off Center

Waukesha Budget Update

Other Funds:

Cemetery General Fund Support:

2017- \$88,661

2018 - \$88,661

Property, Liability and Workers Comp. Insurance:

2017 - \$1.29 Million

2018 - \$1.25 Million (10% decrease)

Waukesha Budget Update

Enterprise Funds

Parking Utility

- * City General Fund Support -- \$83,922

Transit

- * City General Fund Support -- \$ 1.2 Million

Waukesha Budget Update

Enterprise Funds

Clean Water Plant

Total Revenue: \$12.1 Million (11.1% Increase)

Total Expenditures: \$11.9 Million

Waukesha Budget Update

2018

