

FEATURES & SPECIFICATIONS

INTENDED USE — Square Straight Steel is a general purpose light pole for up to 39-foot mounting heights. This pole provides a robust yet cost effective option for mounting area lights and floodlights.

CONSTRUCTION — **Pole Shaft:** The pole shaft is of uniform dimension and wall thickness and is made of a weldable-grade, hot-rolled, commercial-quality steel tubing with a minimum yield of 55 KSI (11-gauge, .1196"), or 50 KSI (7-gauge, .1793"). Shaft is one-piece with a full-length longitudinal high-frequency electric resistance weld. Uniformly square in cross-section with flat sides, small corner radii and excellent torsional qualities. Available shaft widths are 4", 5" and 6".

Pole Top: A top cap is provided for all poles that will receive drilling patterns for side-mount luminaire arm assemblies or when ordered with PT option.

Handhole: A reinforced handhole with grounding provision is provided at 18" from the base. Positioning the handhole lower may not be possible and requires engineering review; consult Tech Support-Outdoor for further information. Every handhole includes a cover and cover attachment hardware. The handhole has a nominal dimension of 2.5" x 5".

Base Cover: A durable ABS plastic two-piece full base cover, finished to match the pole, is provided with each pole assembly. Additional base cover options are available upon request.

Anchor Base/ Bolts: Anchor base is fabricated from steel that meets ASTM A36 standards and can be altered to match existing foundations; consult factory for modifications. Anchor bolts are manufactured to ASTM F1554 Standards grade 55, (55 KSI minimum yield strength and tensile strength of 75-95 KSI). Top threaded portion (nominal 12") is hot-dipped galvanized per ASTM A-153.

HARDWARE — All structural fasteners are high-strength galvanized carbon steel. All non-structural fasteners are galvanized or zinc-plated carbon steel or stainless steel.

FINISH — Standard powder-coat finishes include Dark Bronze, White, Black, Medium Bronze and Natural Aluminum colors. Classic finishes include Sandstone, Charcoal Gray, Tennis Green, Bright Red and Steel Blue colors. Architectural Colors and Special Finishes are available by quote and include, but are not limited to Hot-dipped Galvanized, Paint over Hot-dipped Galvanized, RAL Colors, Custom Colors and Extended Warranty Finishes. Factory-applied primer paint finish is available for customer field-paint applications.

WARRANTY — 1-year limited warranty. Complete warranty terms located at: www.acuitybrands.com/CustomerResources/Terms_and_conditions.aspx

NOTE: Actual performance may differ as a result of end-user environment and application. Specifications subject to change without notice.

Catalog Number
Notes
Type



Anchor Base Poles

SSS

SQUARE STRAIGHT STEEL

ORDERING INFORMATION

Lead times will vary depending on options selected. Consult with your sales representative.

Example: SSS 20 5C DM19 DDB

Series	Nominal fixture mounting height	Nominal shaft base size/wall thickness ¹	Mounting ²	Options	Finish ¹⁰	
SSS	(See technical information table.)	(See technical information table.)	Tenon mounting PT Open top (includes top cap) T20 2-3/8" O.D. (2" NPS) T25 2-7/8" O.D. (2-1/2" NPS) T30 3-1/2" O.D. (3" NPS) T35 4" O.D. (3-1/2" NPS) KAC/KAD/KSE/KSF/KVR/KVF Drill mounting ³ DM19 1 at 90° DM28 2 at 180° DM28 PL 2 at 180° with one side plugged DM29 2 at 90° DM39 3 at 90° DM49 4 at 90° CSX/DSX/AERIS™/OMERO™ Drill mounting ³ DM19AS 1 at 90° DM28AS 2 at 180° DM29AS 2 at 90° DM39AS 3 at 90° DM49AS 4 at 90°	AERIS™ Suspend drill mounting ^{3,4} DM19AST_ 1 at 90° DM28AST_ 2 at 180° DM29AST_ 2 at 90° DM39AST_ 3 at 90° DM49AST_ 4 at 90° OMEMO™ Suspend drill mounting ^{3,4} DM19MRT_ 1 at 90° DM28MRT_ 2 at 180° DM29MRT_ 2 at 90° DM39MRT_ 3 at 90° DM49MRT_ 4 at 90°	Shipped installed L/AB Less anchor bolts VD Vibration damper TP Tamper resistant handhole cover fasteners HAXy Horizontal arm bracket (1 fixture) ^{5,6} FDLxy Festoon outlet less electrical ⁵ CPL12/xy 1/2" coupling ⁵ CPL34/xy 3/4" coupling ⁵ CPL1/xy 1" coupling ⁵ NPL12/xy 1/2" threaded nipple ⁵ NPL34/xy 3/4" threaded nipple ⁵ NPL1/xy 1" threaded nipple ⁵ EHHxy Extra handhole ^{5,7} MAEX Match existing ⁸ USPOM United States point of manufacture ⁹ IC Interior coating ¹⁰	Standard colors DDB Dark bronze DWH White DBL Black DMB Medium bronze DNA Natural aluminum Classic colors DSS Sandstone DGC Charcoal gray DTG Tennis green DBR Bright red DSB Steel blue Architectural Colors and Special Finishes ¹¹ Galvanized, Paint over Galvanized, RAL Colors, Custom Colors and Extended Warranty Finishes available.

See footnotes next page.

SSS Square Straight Steel Poles

NOTES:

1. Wall thickness will be signified with a "C" (7 Gauge) or a "G" (11-gauge) in nomenclature. "C" - 0.1196" "G" - 0.1793.
2. PT open top poles include top cap. When ordering tenon mounting and drill mounting for the same pole, follow this example: DM28/T20. The combination includes a required extra handhole.
3. The drilling template pattern to be used for a particular luminaire depends on the luminaire that is used. Refer to the Technical Data Section of the Outdoor Binder for Drilling Templates.
Matrix with Generic Template Link at <http://www.acuitybrands.com/-/media/Files/Acuity/Resources/Tools-and-Documents/Pole%20Resources/Pole%20Anchorage/Matrix%20Document/AnchorBoltMatrix.pdf?la=en>

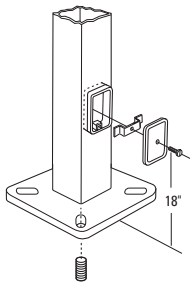
4. Insert "1" or "2" to designate fixture size; e.g. DM19AST2.
5. Specify location and orientation when ordering option.
For "x": Specify the height above the base of pole in feet or feet and inches; separate feet and inches with a "-".
Example: 5ft = 5 and 20ft, 3 in = 20-3
For "y": Specify orientation from handhole (A,B,C,D)
Refer to the Handhole Orientation diagram below.
Example: 1/2" coupling at 5' 8", orientation C:
SSS 20 5C DM19 CPL12/5-8BC DDB
6. Horizontal arm is 18" x 2-3/8" O.D. tenon standard, with radius curve providing 12" rise and 2-3/8" O.D..
7. Combination of tenon-top and drill mount includes extra handhole.

8. Must add original order number of existing pole(s).
9. Use when mill certifications are required.
10. Provides enhanced corrosion resistance.
11. Additional colors available; see www.lithonia.com/archcolors or Architectural Colors brochure (Form No. 794.3). Available by formal quote only, consult factory for details.

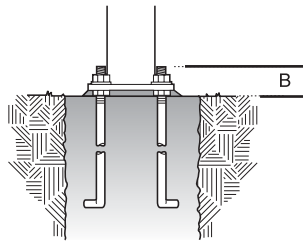
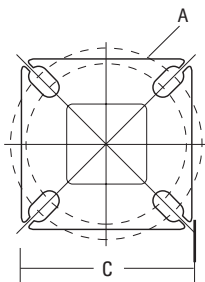
TECHNICAL INFORMATION — EPA (ft ²) WITH 3-SECOND GUST PER AASHTO 2013																
Series	Mounting Height (ft)	Shaft Base Size	90 MPH	Max. weight	100 MPH	Max. weight	110 MPH	Max. weight	120 MPH	Max. weight	130 MPH	Max. weight	140 MPH	Max. weight	150 MPH	Max. weight
SSS	10	4C	20	500	16	400	13	325	10.5	263	8.5	213	7	175	6	150
SSS	12	4C	16	400	13	325	10	250	8	200	6.5	163	5	125	4	100
SSS	14	4C	13.5	338	10	250	7.5	188	6	150	4.5	113	3.5	88	2.5	63
SSS	16	4C	10.5	263	7.5	188	5.5	138	4	100	3	75	1.5	38	1	25
SSS	18	4C	8	200	5.5	138	4	100	2.5	63	1.5	38	0.5	13	-	-
SSS	20	4C	6	150	4	100	2.5	63	1	25	-	-	-	-	-	-
SSS	20	5C	10	250	7	175	4.5	113	2.5	63	1	25	-	-	-	-
SSS	20	5G	14	350	10	250	7	175	5	125	3	75	1.5	38	0.5	13
SSS	25	4C	2	50	0.5	13	-	-	-	-	-	-	-	-	-	-
SSS	25	4G	5.5	138	3	75	1.5	38	-	-	-	-	-	-	-	-
SSS	25	5C	4.5	113	2	50	-	-	-	-	-	-	-	-	-	-
SSS	25	5G	7.5	188	4.5	113	2	50	0.5	13	-	-	-	-	-	-
SSS	30	4G	1.5	38	-	-	-	-	-	-	-	-	-	-	-	-
SSS	30	5C	-	-	-	-	-	-	-	-	-	-	-	-	-	-
SSS	30	5G	2.5	63	-	-	-	-	-	-	-	-	-	-	-	-
SSS	30	6G	11	275	6	150	2.5	63	-	-	-	-	-	-	-	-
SSS	35	5G	-	-	-	-	-	-	-	-	-	-	-	-	-	-
SSS	35	6G	4	100	-	-	-	-	-	-	-	-	-	-	-	-
SSS	39	6G	-	-	-	-	-	-	-	-	-	-	-	-	-	-

AASHTO 2013 criteria is the most conservative existing EPA calculation. For poles not showing EPA values under AASHTO 2013, EPA values may exist under commercial criteria. Consult Outdoor Tech support to obtain these values.

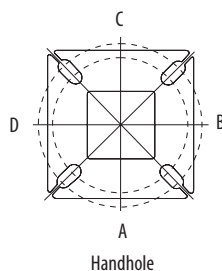
BASE DETAIL



POLE DATA						
Shaft base size	Bolt circle A	Bolt projection B	Base square C	Template description	Anchor bolt description	Anchor bolt and template number
4"C	8" - 9"	2-3/4"-4"	8"	ABTEMPLATE PJ50004	AB18-0	ABSSS-4C
4"G	8" - 9"	2-3/4"-4"	8"	ABTEMPLATE PJ50004	AB30-0	ABSSS-4G
5"	10" - 12"	3-3/8"-4"	11"	ABTEMPLATE PJ50010	AB36-0	ABSSS-5
6"	11" - 13"	3-3/8"-4"	12-1/2"	ABTEMPLATE PJ50011	AB36-0	N/A



HANDHOLE ORIENTATION



IMPORTANT INSTALLATION NOTES:

- Do not erect poles without having fixtures installed.
- Factory-supplied templates must be used when setting anchor bolts. Lithonia Lighting will not accept claim for incorrect anchorage placement due to failure to use Lithonia Lighting factory templates.
- If poles are stored outside, all protective wrapping must be removed immediately upon delivery to prevent finish damage.
- Lithonia Lighting is not responsible for the foundation design.

IMPORTANT:

• These specifications are intended for general purposes only. Lithonia reserves the right to change material or design, without prior notice, in a continuing effort to upgrade its products.