

Contract
City of Waukesha – Everstream GLC Holding Company LLC
Fiber-Optic Communications Facilities Joint Construction and Use

This Contract is by and between the City of Waukesha, a Wisconsin municipal corporation, 201 Delafield Street, Waukesha, Wisconsin 53188, referred to as the City; and Everstream GLC Holding Company LLC, 1228 Euclid Avenue, Suite 250, Cleveland, Ohio 44115, referred to as Everstream. Together the City and Everstream are referred to as the Parties.

Recitals

Everstream is, among other things, an internet service provider, maintaining a fiber-optic network. Everstream wishes to expand its fiber network in Waukesha, and will install new ducts and fiber in the City. The City also maintains a fiber network, and wishes to expand its network to provide redundant loops and greater reliability to its network.

Everstream will be installing new ducts along locations where the City wishes to add fiber of its own, and Everstream wishes to add fiber in locations where the City already maintains its own fiber, both in ducts and aerial-mounted. It will be mutually advantageous for the Parties to co-locate and share facilities where possible.

Everstream is willing to purchase and install cable, duct, handholes, and other associated equipment and facilities at its own expense, and to convey ownership of certain such facilities being installed for Waukesha to the City of Waukesha solely in consideration of the City's agreement to allow Everstream's installation of its own facilities within City right-of-way and on and within City-owned poles and ducts.

Therefore, in consideration of the mutual promises contained herein, the Parties agree and contract as follows:

- 1. Purchase and Installation of Cable and Facilities.** Everstream will purchase and install single-mode fiber-optic cable, duct, handholes, and other facilities according to the plans and specifications shown in Appendix 1, including facilities indicated in Appendix 1 as being installed for the City, at Everstream's sole expense, except as otherwise shown as the City's responsibility and expense in Appendix 1. Construction and installation is further subject to the following:
 - a. All cable, duct, handholes, and other materials installed pursuant to this Contract shall be new material of first quality, and installed in a workmanlike manner in accordance with NECA/FOA 301 (2016) and all applicable federal, state, and local codes. After installation, Everstream shall insure that the installation Everstream tests the installed cables and that they are fully functional.
 - b. Wherever new duct labeled "Everstream & Waukesha" is indicated on Appendix 1, separate ducts for Everstream and the City shall be installed, with separate handholes for the Everstream and City ducts, and cable as specified in Appendix 1 shall be pulled through the City duct.
 - c. Wherever Everstream cable is pulled through existing City duct, separate handholes will be installed for Everstream cables.
 - d. The City will be responsible for splices of City cable, both existing cables and those cables designated as being installed for the City in Appendix 1.
 - e. The installation of cables shall be subject to all applicable municipal ordinances, codes, and permit requirements.
- 2. Conveyance of Cables and Duct to City, Ownership, and Use of Cables.** Upon completion of the installation of fiber-optic cables and ducts as shown in Appendix 1, ownership of and title to all cables, ducts, handholes, and other equipment designated in Appendix 1 as being installed for Waukesha (whether designated as "installed for Waukesha," "City," or other indication that it is installed for the City) shall be conveyed to the City, without additional consideration. The conveyance shall occur without further documentation, however, Everstream shall execute and deliver to the City any bills of sale or other instruments conveying title as reasonably requested by the City. Everstream warrants that it has good and merchantable

title to the items conveyed to the City, and conveys them free and clear of all liens and encumbrances. The City shall retain ownership of its already-existing cables and ducts, and Everstream shall retain title to all other cables and ducts installed by it pursuant to this Contract. The cables shall be for the exclusive use of their respective owners, and neither Party shall have any rights to use in any way the other's cables.

3. **Warranty of Quality and Workmanship.** Everstream warrants to the City that the installation of the cables, ducts, handholes, and associated facilities shall be free from defects in workmanship for a period of one year after they are conveyed to the City pursuant to section 2. City must notify Everstream in writing of all defects in workmanship within that one-year period, and Everstream shall promptly correct all such defects at its sole expense. Everstream shall deliver and assign all manufacturer warranties to the City to the extent they are assignable.
4. **Permission to Use City Facilities and Right-of-Way.** The City grants Everstream permission to install, maintain, and replace fiber-optic cables within City-owned duct or overlashed on City-owned cables as indicated on Appendix 1, during the Term of this Contract. The City further grants Everstream permission to install, maintain, and replace fiber-optic cables, duct, handholes, and associated equipment within City rights-of-way as indicated in Appendix 1, during the Term of this Contract. Everstream shall be solely responsible for acquiring any additional, necessary rights from utilities, municipalities, and private property owners, including any permits required by local government units. The City shall execute and deliver to Everstream easements as reasonably requested by Everstream, which shall be subject to the terms and conditions of this Contract, including the provisions of termination in section 12.
5. **Incorporation of Appendix 1.** Appendix 1 is incorporated into this Contract by reference.
6. **Variance from Plans and Specifications.** The location of fiber-optic cable to be installed pursuant to this Contract shall substantially conform to the locations shown in Appendix 1. The specific location of the cables is within the reasonable discretion of the installer and is subject to minor variations due to obstructions, geographic conditions, and other similar factors; however, the locations of the installed cables shall not deviate substantially from the locations shown in Appendix 1. The specific location of the cables within the locations shown in Appendix 1 is also subject to the reasonable direction of the City.
7. **Management of Installation.** Everstream shall hire, at Everstream's sole expense, Multimedia Communications & Engineering, Inc., referred to herein as MC&E, to oversee and manage the installation of cable, duct, handholes, and other facilities required by this Contract. Everstream's contract with MC&E shall require that MC&E shall adhere to the terms and standards of this Contract. The City shall be a third-party beneficiary to the contract between Everstream and MC&E.
8. **Everstream Temporary Use of City Fiber, Warranty Disclaimer, Liability Waiver.** During installation of facilities pursuant to section 1, and for a period of 90 days after completion of such installation, City shall allow Everstream to use City-owned-but-unused "dark" fiber on a temporary basis, as such fiber is available for such use. City shall accommodate Everstream's requests to use "dark" fiber in good faith. City shall not be required to install any additional fiber, or remove fiber from City use, to accommodate Everstream's requests. City disclaims all warranties of quality and condition of fiber so provided to Everstream, including all implied warranties, and specifically including without limitation warranties of fitness for purpose; and Everstream accepts the "dark" fiber for use as-is. Everstream waives all claims for damages against the City arising from the use of the "dark" fiber or from its inability to be used, including all incidental and consequential damages and loss of business revenue. Everstream shall be responsible at its sole expense for all splices required to use City "dark" fiber.
9. **Maintenance, Repairs, and Locates.** After completion of installation and conveyance of title to the City pursuant to section 2, each Party shall be responsible for maintenance, repair, and replacement of their respective cable, ducts, handholes, and other equipment, at their sole expense. Each Party shall be responsible for complying with Diggers Hotline locate requests for their respective cables and ducts, and the Parties shall not be responsible or liable for damage to the other's cables or ducts arising from a failure to respond properly to locate requests.

10. **Utility Make-Ready Requests.** Where Everstream cables are overlashed on City aerial cables, Everstream shall be responsible for complying with utility “make-ready” requests with regard to both Everstream’s and the City’s cables bundled together.
11. **Notice of Maintenance and Repair of Cables.** When maintenance, repair, or replacement is required to Everstream cables that are either overlashed to City aerial cables or are located in City-owned duct, Everstream shall give the City at least 72 hours advance notice of such work to the City; unless an emergency requires immediate action, in which case Everstream shall give notice to the City as soon as possible.
12. **Term and Termination.** The Term of this Contract commences upon its execution and terminates on the date 25 years thereafter. Upon the termination of this Contract, Everstream may elect to continue use of the facilities installed hereunder, however, a fee for continued use of facilities within City right-of-way shall be required of Everstream. Upon such election, the Parties shall negotiate in good faith an extension of this Contract providing for payment by Everstream to the City of a fee for maintaining its facilities in City right-of-way at then-current market rates. If the Parties are unable to agree upon terms of an extension within 30 days after the termination of this Contract, then Everstream shall cease use of its facilities in City right-of-way and City may inspect, and disconnect and remove if necessary, any such facilities.
13. **Indemnification.** Everstream shall indemnify and hold the City harmless from any and all claims, demands, causes of action, lawsuits, judgments, penalties, and other liabilities of any kind arising out of, or connected in any way with, Everstream’s installation of facilities pursuant to section 1, or their continued presence and maintenance within City right-of-way, including court costs and actual attorney fees.
14. **Insurance.** The Parties shall be responsible at their own expense for maintaining casualty insurance on their respective facilities. Everstream shall maintain insurance of the following kinds and for not less than the following limits, at Everstream’s sole expense, at all times during which it maintains any facilities in City right-of-way. Policies shall be occurrence, and not claims-made, policies. Everstream shall obtain an endorsement making the City an additional insured, and Everstream’s insurance shall be primary, not excess, and non-contributory. All policies shall be from insurers licensed to issue such policies in Wisconsin. Upon the execution of this Contract, Everstream shall deliver a certificate of insurance to City showing that all requirements of this section are met.
 - a. Commercial general liability, including products-completed operations, \$1,000,000 per occurrence, \$2,000,000 aggregate per project.
 - b. Automobile liability, \$1,000,000 bodily injury, \$1,000,000 property damage.
 - c. Umbrella, \$5,000,000.
 - d. Worker compensation, statutory requirements.
15. **Risk of Loss.** The Everstream shall bear the risk of loss by fire, flood, wind, theft or other casualty, to materials and partially-completed improvements, until any items to be conveyed to the City have been conveyed to and accepted by the City.
16. **Parties Are Independent Contractors.** Nothing in this Contract shall be construed to create any relationship between the Parties other than independent contractors. Unless specifically provided in this Contract, the Parties are not agents for one another, have no authority to bind the other to contracts, and have no vicarious liability for the other’s acts or omissions.
17. **Governmental Immunities and Notice Requirement Preserved.** Nothing in this Contract shall be construed to be a waiver or modification of the governmental immunities, notice requirements, or liability limitations imposed by Wis. Stats. §893.80 or any other law.
18. **Force Majeure.** Regardless of any other term or provision herein, neither Party shall be in default of this Contract if the failure to perform timely was the result of an unforeseen circumstance reasonably beyond the Party’s control, provided performance resumes or takes place as soon as reasonably possible after

circumstances return to normal, in good faith. All time periods and deadlines stated herein shall be extended by a period reasonably necessary to accommodate such delays.

- 19. **Adequacy of Consideration.** Everstream acknowledges that the consideration being given by the City for the facilities to be purchased and installed by Everstream, and then subsequently conveyed to the City, is the City's permission for Everstream to install and maintain its facilities in City right-of-way, and other considerations expressed in this Contract, and that such consideration is adequate and sufficient to support the obligations required by this Contract. Everstream further acknowledges that an extension of this Contract will require additional consideration.
- 20. **Costs of Enforcement.** The Parties agree that in the event legal action is necessary to enforce any term or condition of this Contract, then the breaching Party will pay the non-breaching Party's costs incurred in such legal action, including actual attorney fees, if judgment in favor of the non-breaching party is obtained.
- 21. **Integration.** This Contract embodies the entire agreement of the Parties with respect to the subject matter expressed herein. All other inconsistent agreements and understandings of the Parties with respect only to the subject matter expressed herein are superseded and are unenforceable.
- 22. **Amendments.** No amendments, additions, or changes of any kind to this Contract will be valid unless in writing and signed by all of the Parties to this Contract.
- 23. **Governing Law and Jurisdiction.** This Contract will be construed and enforced according to the laws of Wisconsin. The Parties agree that if a lawsuit is necessary with respect to this Contract, it will be filed in the state Circuit Court for Waukesha County, Wisconsin. The Parties consent to personal and subject-matter jurisdiction in Wisconsin, and waive all jurisdictional defenses.

City of Waukesha

By Shawn N. Reilly, Mayor
Date: _____

Attested by Gina L. Kozlik, City Clerk
Date: _____

Everstream GLC Holding Company LLC

By (print name) _____
Title: _____
Date: _____

Appendix 1

Contents:

Summary - this page
Title page – page CS1
Overview – pages OV1 to OV5
Detailed plan drawings – pages 1 to 39

Summary:

- Sheet OV1: Overview of the routes
- Sheet OV2: New underground builds
- Sheet OV3: New aerial builds
- Sheet OV4: Over lash builds
- Sheet OV5: Existing City conduit builds
- Sheets 1-9: Jennifer Ln to Main St. The route runs from Jennifer Ln to Manhattan Dr, to Josephine St, to Highland Ave, to Moreland Rd, to White Rock Ave, to Main St. To Pleasant St, to Arcadian Ave, to N East St. Everstream is anticipating using AT&T ducts to run down N East St to Wisconsin Ave to St Paul St.
- Sheet 10-11: Extra capacity for the City
- Sheets 12-18: (New) City Hall to the Police Department, to Fire station 4, to Meadowbrook Park. The route is from Buena Vista & Barstow to Northview and Meadowbrook. This follows the existing route running down Barstow to Lemira, Lemira to Delafield, Delafield to Northview.
- Sheets 17,19-27: Fire Station 4 to Fire station 3. The Route is from Northview and Grandview to Grandview and Sunkist, Sunkist to University, University to Summit, Summit to Merrill Hills (New Bypass), Merrill Hills to Genesee (HWY 59).
- Sheets 29-31: Fire station 3 to Transit. The route is from Les Paul Parkway and Genesee Rd (HWY X) to Genesee Rd. and Sunset Dr, Sunset to Badger Dr.
- Sheets 29, 32-36: Fire station 3 & Transit to the Police Firing Range. The is from Sunset Dr. & St. Paul Ave. to Chapman Dr, to Spring City Dr, to Sentry Dr.
- Sheet 27: Fire station 3 to Water Utility: The route is from Genesee and Les Paul Parkway to Les Paul Parkway and Sunset
- Sheets 37-39: Water Utility to Fire station 2: From Les Paul Parkway & Sunset to Les Paul Parkway & Pearl.

Appendix 1 - Title Page



FASTER FIBER. BETTER BUSINESS.®

Project Location

CITY OF WAUKESHA



CALL DIGGERS HOTLINE 3 DAYS BEFORE DIGGING:
AT 811 OR (800) 242-8511
EMERGENCY ONLY: (262) 432-7910

ALL UNDERGROUND UTILITY LOCATIONS SHOWN ARE APPROXIMATE. UTILITY INFORMATION WAS PROVIDED IN RESPONSE TO PLANNING LOCATE REQUESTS. CONSTRUCTION CONTRACTOR IS RESPONSIBLE FOR DETERMINING THE LOCATION OF MUNICIPAL AND PRIVATE UTILITIES; COMPLETE REPAIR OF ANY AND ALL DAMAGES & RESTORATION INCURRED SHALL BE AT THE EXPENSE OF THE CONTRACTOR. FACILITY PLACEMENT SUBJECT TO CHANGE UPON FIELD LOCATE COMPLETION.

RIGHTS-OF-WAY ARE DEPICTED BASED ON FIELD OBSERVATIONS AND THE LATEST STATE AND COUNTY RECORDS AVAILABLE.

Project Engineer:

Multimedia Communications & Engineering, Inc.

Contact: Joel Mikulsky

Civil Engineering Technician

PO Box 11064

Green Bay, WI 54307

Ph. 920-301-7900 ext. 1001

Email: jmikulsky@mcewi.com

Designed By:

Multimedia Communications & Engineering, Inc.

Contact: Mindy Metoxen

OSP Engineer

Ph. 920-301-7900 ext. 1008

Email: mmetoxen@mcewi.com

COORDINATE SYSTEM: HARN/WI.WAUKESHAWI-F

Legend

Table of Contents:

Title Page

Overview Pages (5 pages)

SCALED 1:50 Sheets (39 pages)

= Telco	= Fiber Ped	= Manhole	= Culvert
= Cable TV	= Electric Ped	= Utility Pole	= Railroad Light
= Electric	= Telco Ped	= Power Pole	= Traffic Light
= Gas	= Cable TV Ped	= Power Transformer Pole	= Pull Box
= Water	= Traffic Control Box	= Street Light	= Tree
= Sanitary Sewer	= Electric Transformer	= Pole Anchor	
= Storm Sewer	= Gas Valve	= Aerial Fiber	
= Private Fiber Optic	= Water Valve	= Overhead Guy	
= New Underground Fiber	= Fire Hydrant	= Aerial Expansion Loop	
= Existing Underground Fiber	= Catch Basin	= Aerial Splice	
= New Handhole	= Round Catch Basin	= Standoff	
= Existing Handhole			
= Locate Station			

Typical Install Depth is 36"

- SPLICE LOCATION FOR PRE-BUILD
- EXISTING WAUKESHA DUCT
- EXISTING AT&T DUCT
- NEW EVERSTREAM DUCT
- NEW EVERSTREAM/WAUKESHA DUCT
- NEW WAUKESHA DUCT
- OVERLASH ON WAUKESHA
- NEW AERIAL BUILD



Multimedia Communications & Engineering, Inc.
PO Box 11064 Green Bay, WI 54307
P: 920.301.7900 | 877.870.6968

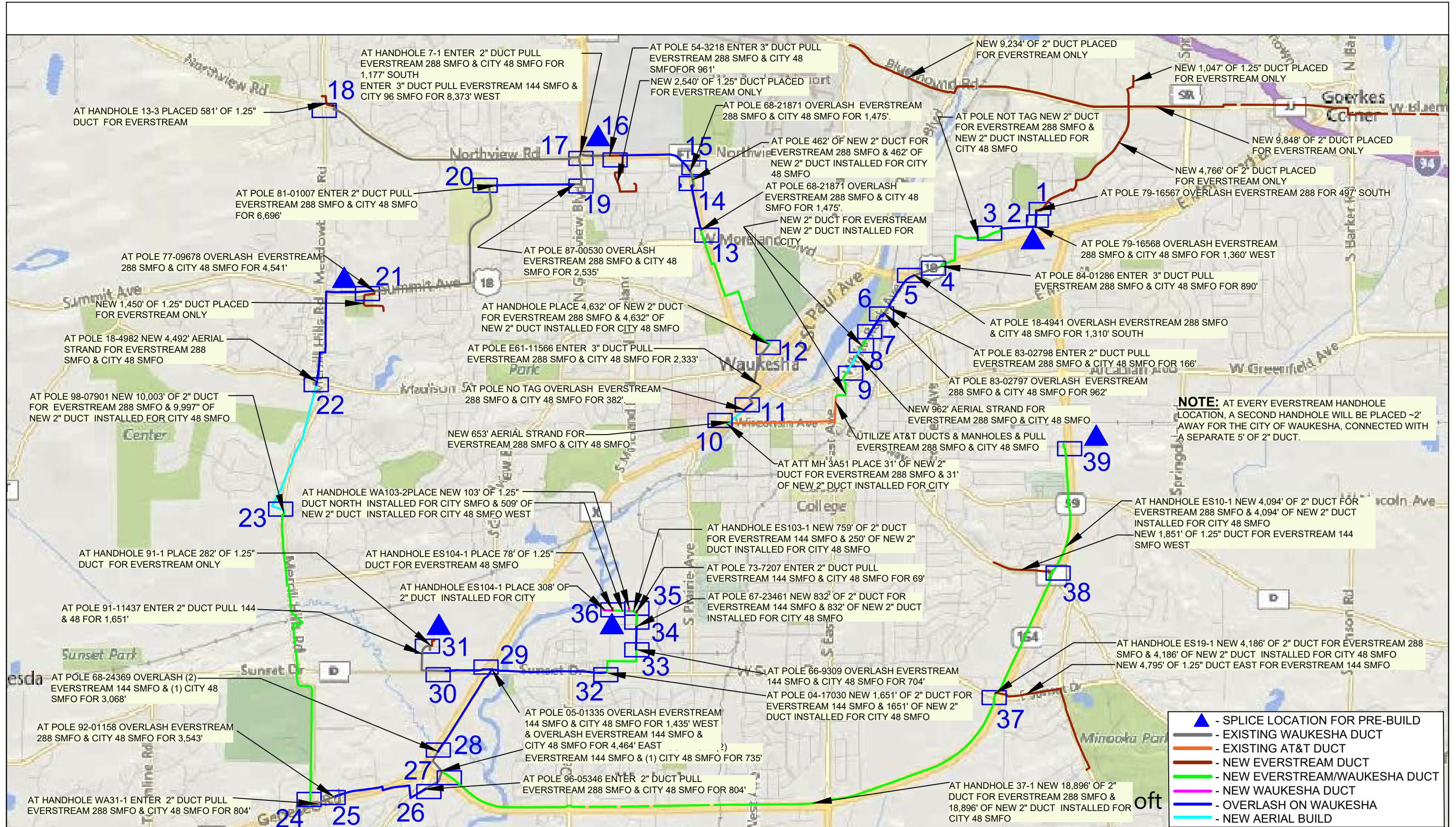


EVERSTREAM
OVERALL EXHIBIT

Sheet Group:
Cover Sheet

Sheet ID:
CS1

Appendix 1 - Overview Pages



Multimedia Communications & Engineering, Inc.
 PO Box 11064 Green Bay, WI 54307
 P: 920.301.7900 | 877.870.6968

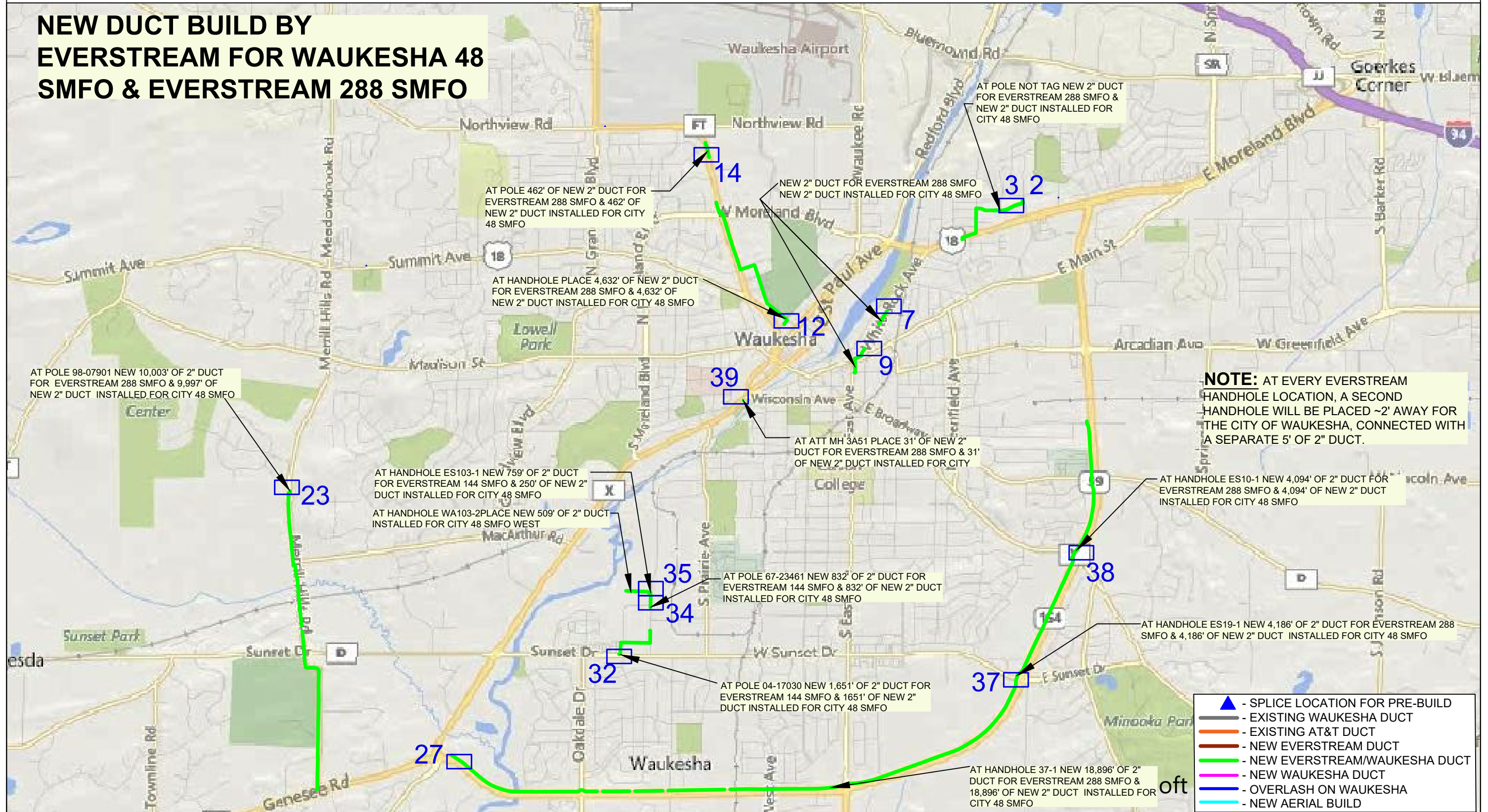


EVERSTREAM
OVERALL EXHIBIT

Sheet Group:
Overview

Sheet ID:
OV1

NEW DUCT BUILD BY EVERSTREAM FOR WAUKESHA 48 SMFO & EVERSTREAM 288 SMFO



Multimedia Communications & Engineering, Inc.
 PO Box 11064 Green Bay, WI 54307
 P: 920.301.7900 | 877.870.6968

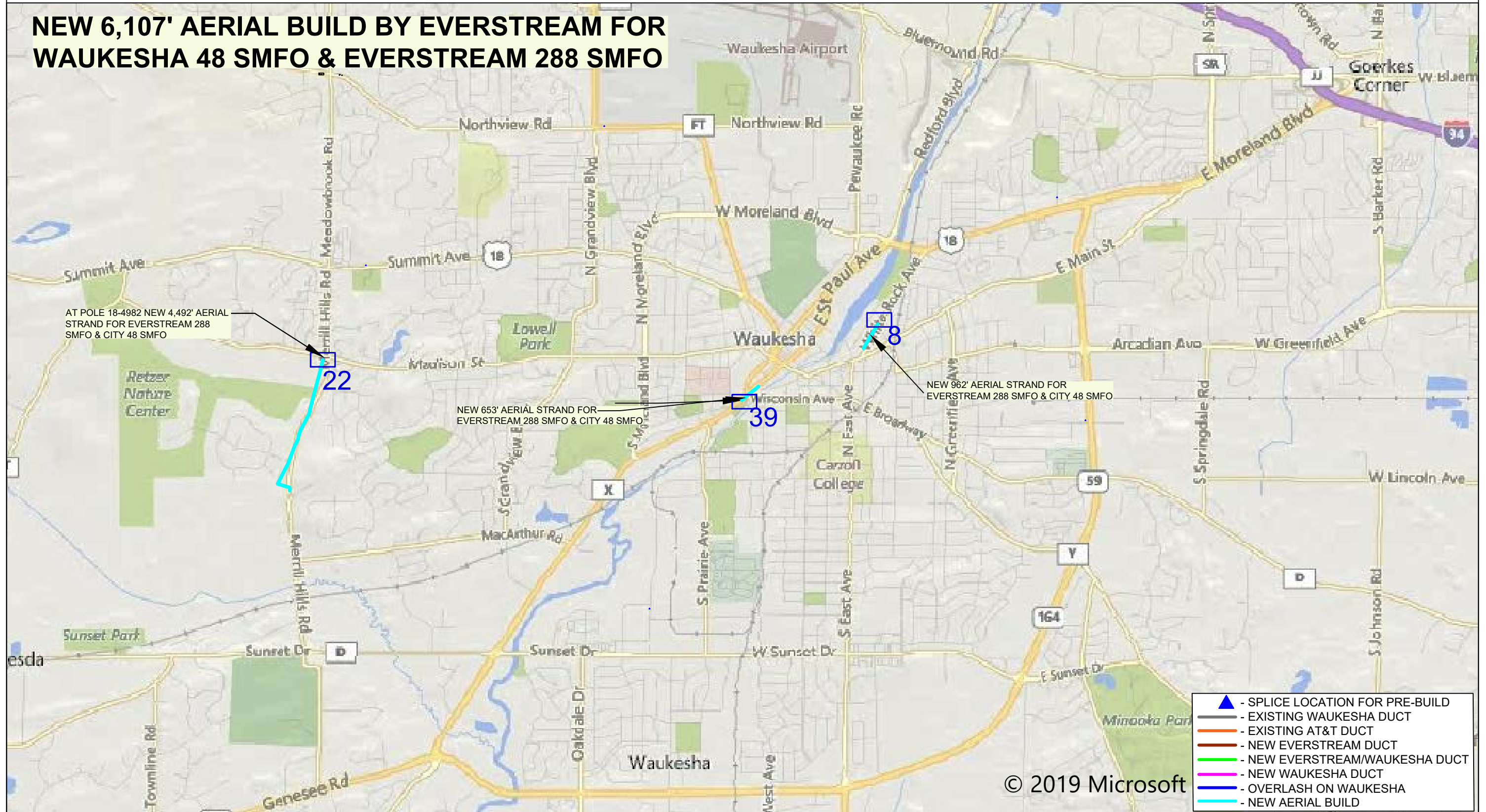


EVERSTREAM
OVERALL EXHIBIT

Sheet Group:
Overview

Sheet ID:
OV2

NEW 6,107' AERIAL BUILD BY EVERSTREAM FOR WAUKESHA 48 SMFO & EVERSTREAM 288 SMFO



© 2019 Microsoft



Multimedia Communications & Engineering, Inc.
 PO Box 11064 Green Bay, WI 54307
 P: 920.301.7900 | 877.870.6968

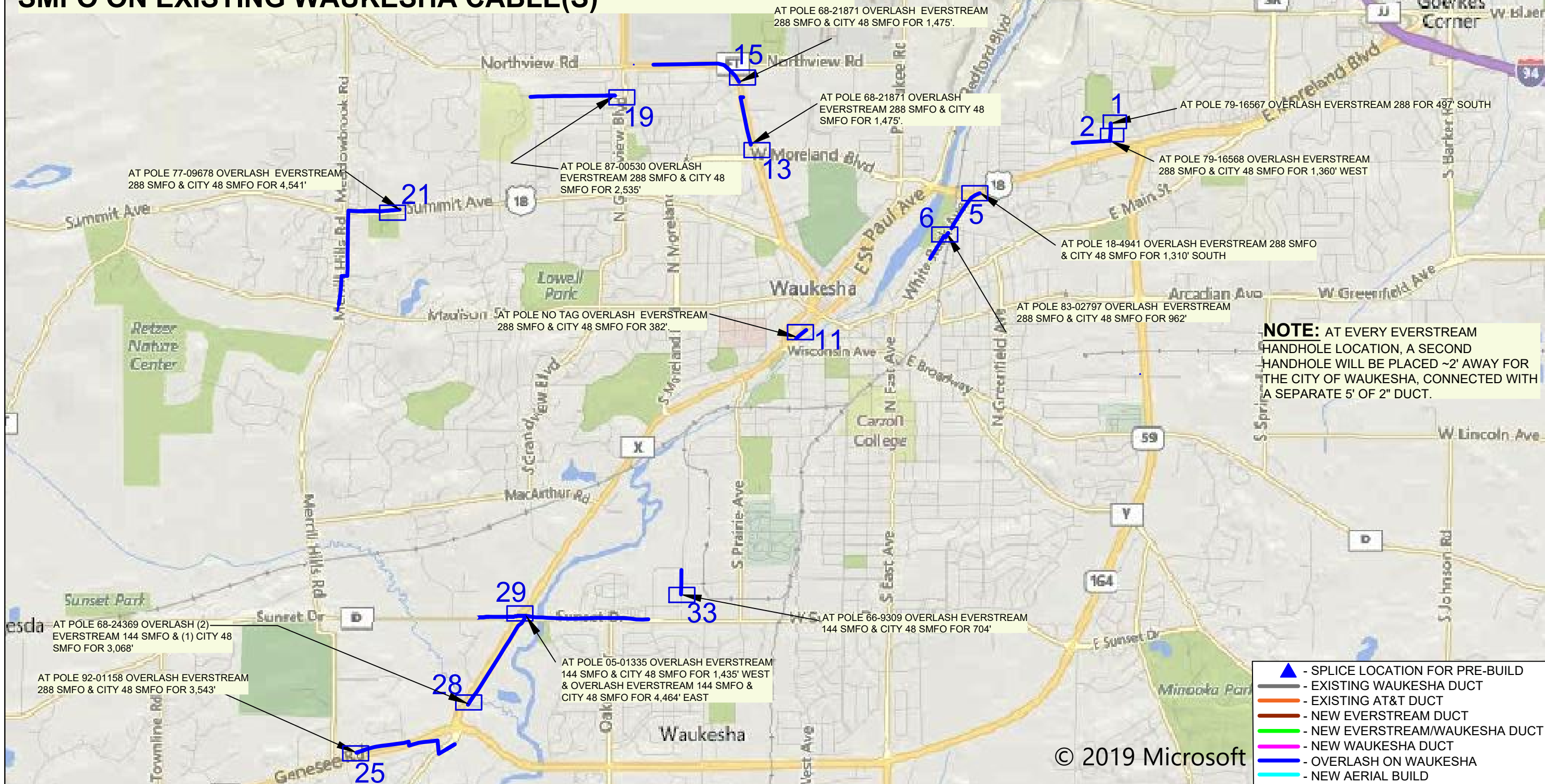


EVERSTREAM
 OVERALL EXHIBIT

Sheet Group:
 Overview

Sheet ID:
 OV3

OVERLASH 27,751' EVERSTREAM 288 SMFO & WAUKESHA 48 SMFO ON EXISTING WAUKESHA CABLE(S)



Multimedia Communications & Engineering, Inc.
 PO Box 11064 Green Bay, WI 54307
 P: 920.301.7900 | 877.870.6968

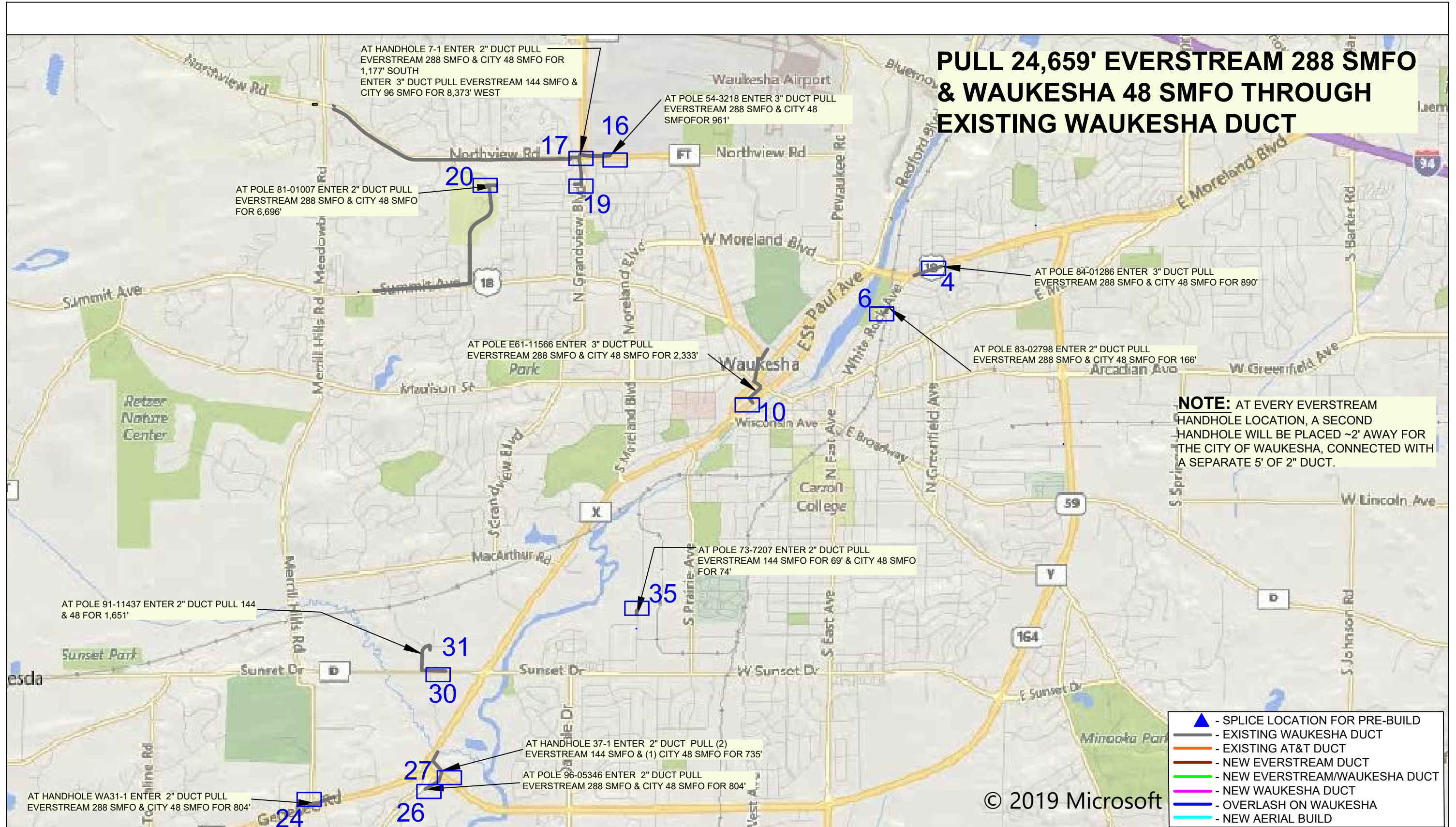


EVERSTREAM
 OVERALL EXHIBIT

Sheet Group:
 Overview

Sheet ID:
 OV4

PULL 24,659' EVERSTREAM 288 SMFO & WAUKESHA 48 SMFO THROUGH EXISTING WAUKESHA DUCT



© 2019 Microsoft



Multimedia Communications & Engineering, Inc.
 PO Box 11064 Green Bay, WI 54307
 P: 920.301.7900 | 877.870.6968



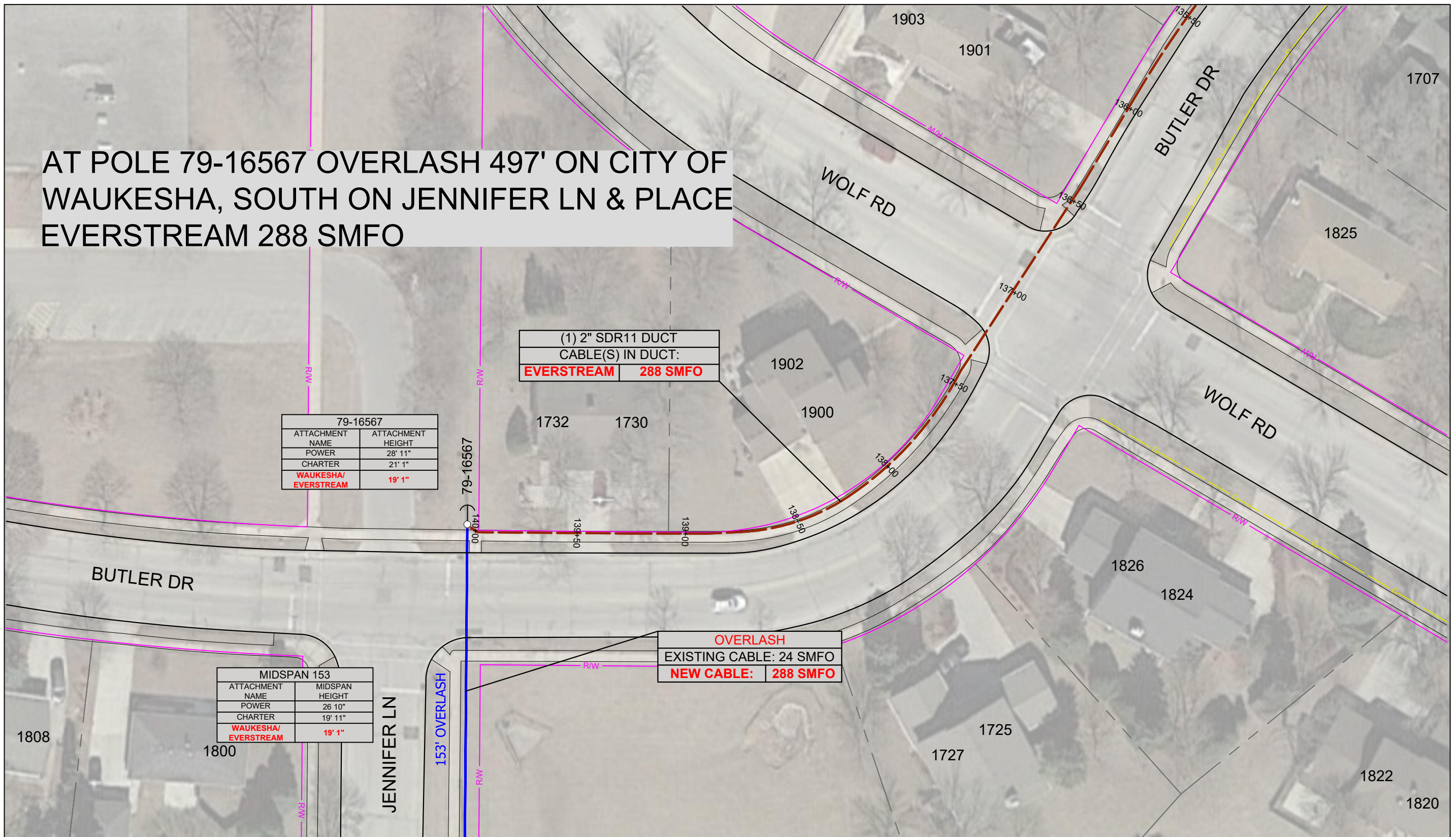
EVERSTREAM
 OVERALL EXHIBIT

Sheet Group:
 Overview

Sheet ID:
 OV5

Appendix 1 - Detailed Plan Drawings

AT POLE 79-16567 OVERLASH 497' ON CITY OF WAUKESHA, SOUTH ON JENNIFER LN & PLACE EVERSTREAM 288 SMFO



79-16567	
ATTACHMENT NAME	ATTACHMENT HEIGHT
POWER	28' 11"
CHARTER	21' 1"
WAUKESHA/ EVERSTREAM	19' 1"

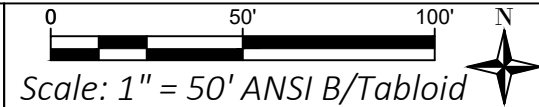
(1) 2" SDR11 DUCT	
CABLE(S) IN DUCT:	
EVERSTREAM	288 SMFO

MIDSPAN 153	
ATTACHMENT NAME	MIDSPAN HEIGHT
POWER	26 10"
CHARTER	19' 11"
WAUKESHA/ EVERSTREAM	19' 1"

OVERLASH	
EXISTING CABLE: 24 SMFO	
NEW CABLE: 288 SMFO	



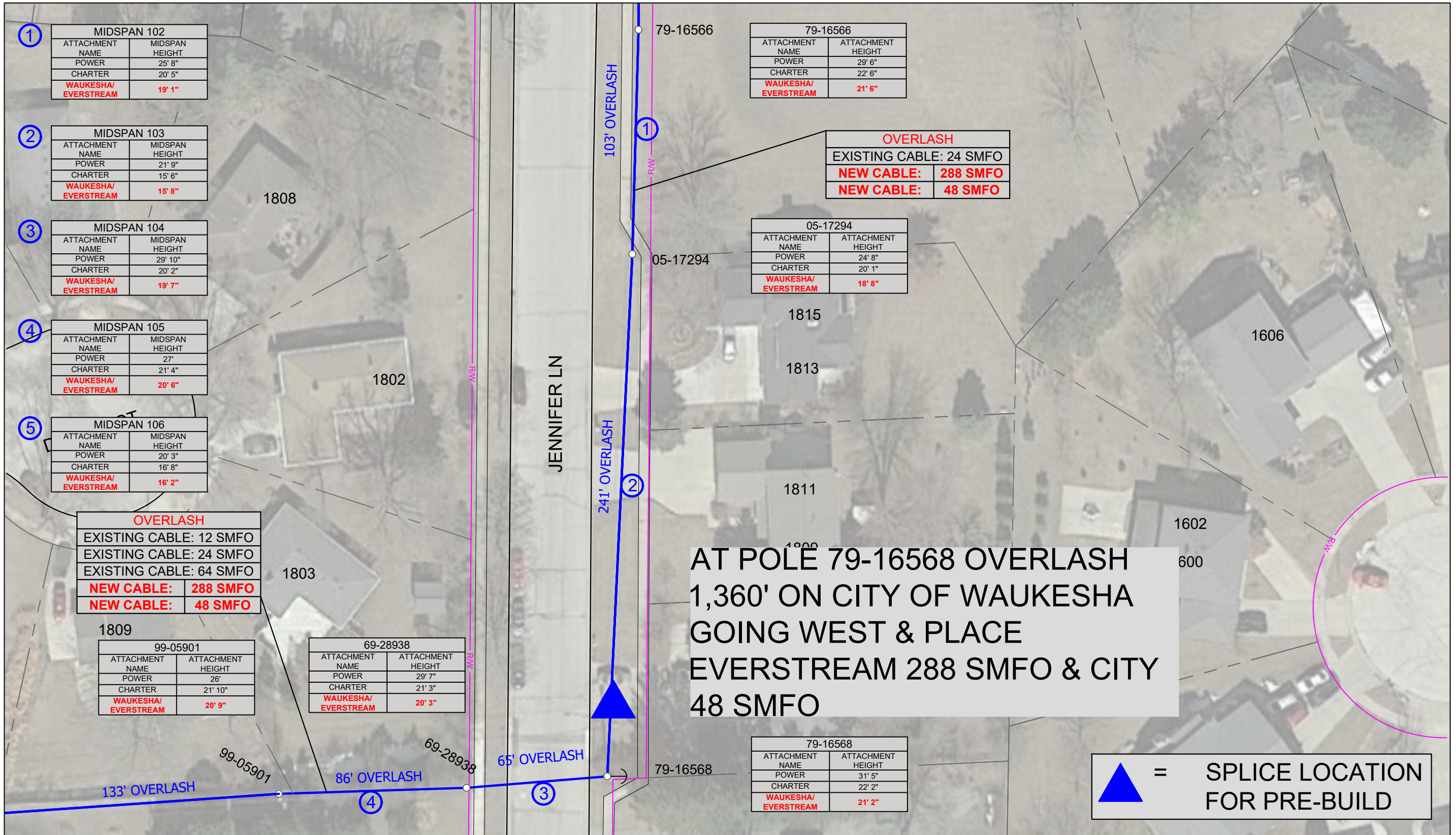
Multimedia Communications & Engineering, Inc.
 PO Box 11064 Green Bay, WI 54307
 P: 920.301.7900 | 877.870.6968



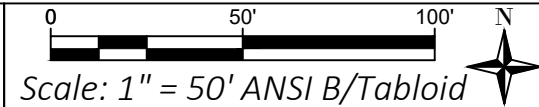
**EVERSTREAM
OVERALL EXHIBIT**

Sheet Group:
1:50 Scaled Plans

Sheet ID:
1



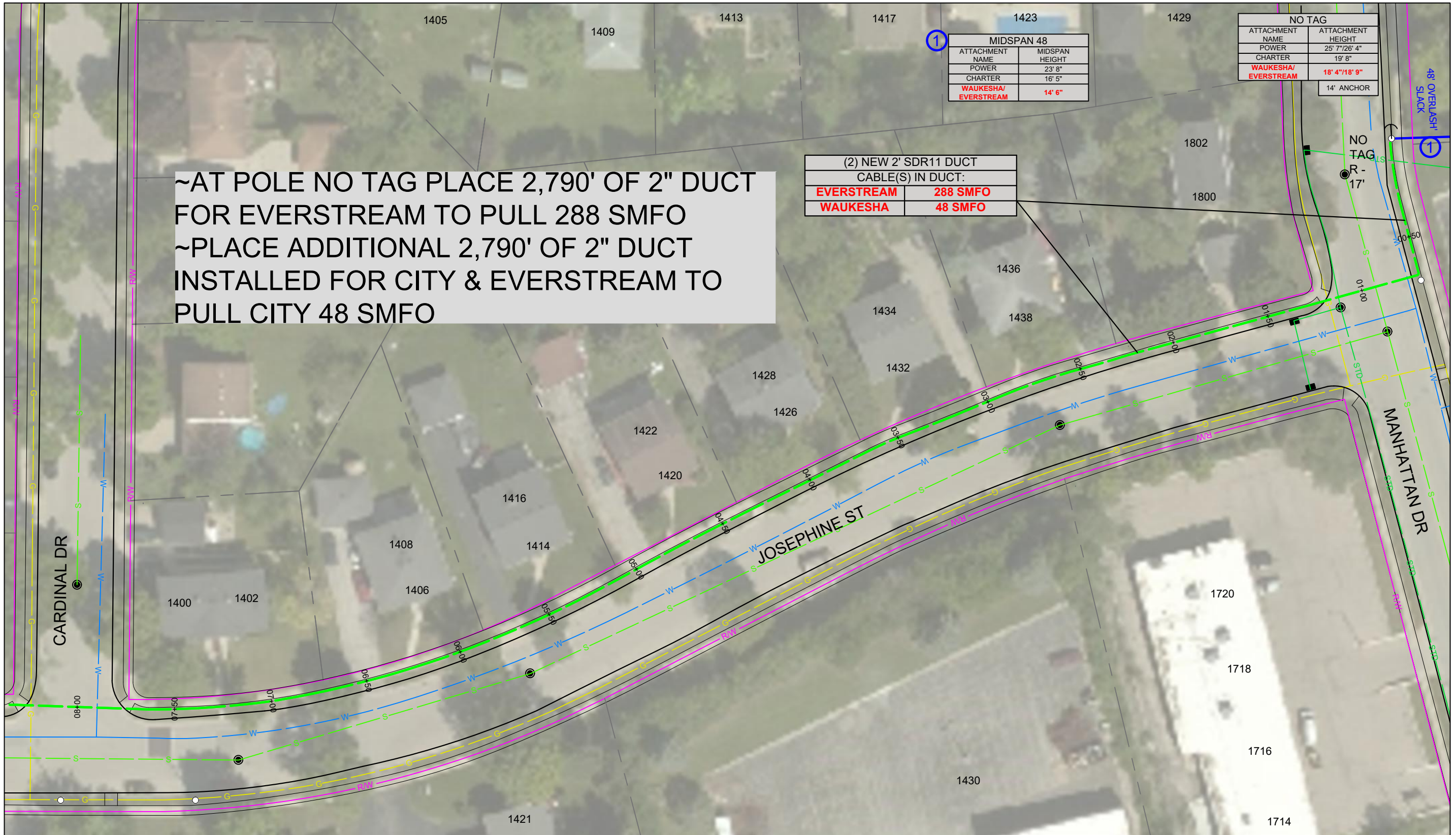
Multimedia Communications & Engineering, Inc.
 PO Box 11064 Green Bay, WI 54307
 P: 920.301.7900 | 877.870.6968

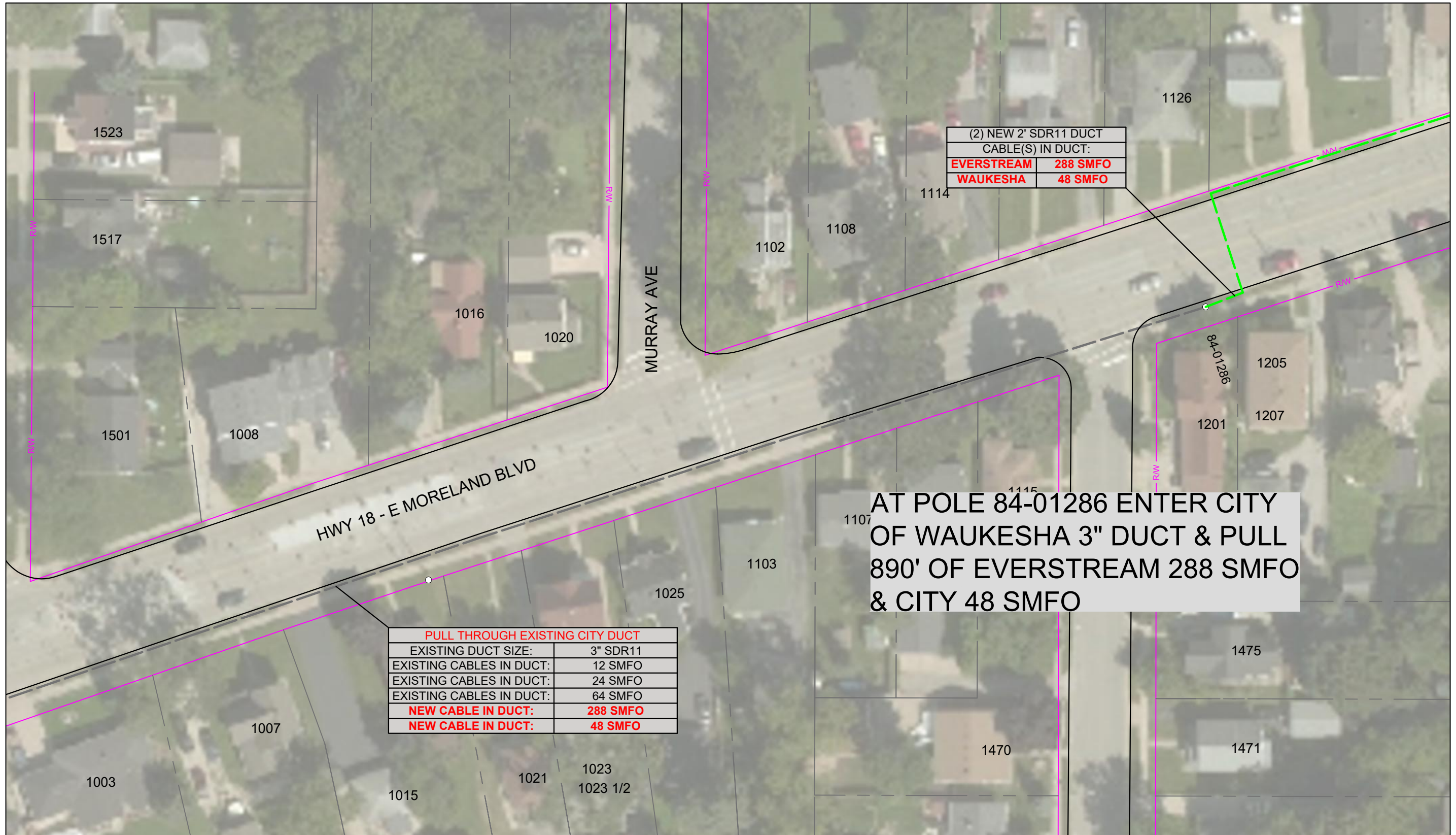


EVERSTREAM
 OVERALL EXHIBIT

Sheet Group:
 1:50 Scaled Plans

Sheet ID:
 2





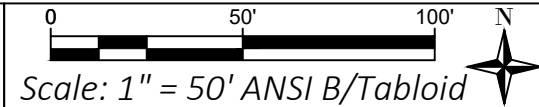
(2) NEW 2' SDR11 DUCT	
CABLE(S) IN DUCT:	
EVERSTREAM	288 SMFO
WAUKESHA	48 SMFO

AT POLE 84-01286 ENTER CITY OF WAUKESHA 3" DUCT & PULL 890' OF EVERSTREAM 288 SMFO & CITY 48 SMFO

PULL THROUGH EXISTING CITY DUCT	
EXISTING DUCT SIZE:	3" SDR11
EXISTING CABLES IN DUCT:	12 SMFO
EXISTING CABLES IN DUCT:	24 SMFO
EXISTING CABLES IN DUCT:	64 SMFO
NEW CABLE IN DUCT:	288 SMFO
NEW CABLE IN DUCT:	48 SMFO



Multimedia Communications & Engineering, Inc.
 PO Box 11064 Green Bay, WI 54307
 P: 920.301.7900 | 877.870.6968



EVERSTREAM
 OVERALL EXHIBIT

Sheet Group:
 1:50 Scaled Plans

Sheet ID:
 4

AT POLE 18-4941 OVERLASH 1,310' ON CITY OF WAUKESHA SOUTH ALONG WHITE ROCK AVE & PLACE EVERSTREAM 288 SMFO & CITY 48 SMFO.

OVERLASH	
EXISTING CABLE:	(2) 12 SMFO
NEW CABLE:	288 SMFO
NEW CABLE:	48 SMFO

MIDSPAN 134	
ATTACHMENT NAME	MIDSPAN HEIGHT
POWER	21' 1"
CHARTER	17' 1"
WAUKESHA/EVERSTREAM	15' 8"

MIDSPAN 142	
ATTACHMENT NAME	MIDSPAN HEIGHT
POWER	29' 9"
CABLE	16' 7"
WAUKESHA/EVERSTREAM	15' 9"

18-4941	
ATTACHMENT NAME	ATTACHMENT HEIGHT
POWER	26' 5"
CHARTER	21' 4"
WAUKESHA/EVERSTREAM	20' 2"

PULL THROUGH EXISTING CITY DUCT	
EXISTING DUCT SIZE:	3" SDR11
EXISTING CABLES IN DUCT:	12 SMFO
EXISTING CABLES IN DUCT:	24 SMFO
EXISTING CABLES IN DUCT:	64 SMFO
NEW CABLE IN DUCT:	288 SMFO
NEW CABLE IN DUCT:	48 SMFO

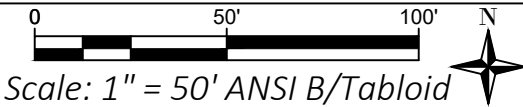
MIDSPAN 92	
ATTACHMENT NAME	MIDSPAN HEIGHT
POWER	32' 3"
CABLE	24' 2"
WAUKESHA/EVERSTREAM	22' 10"

E59-15995	
ATTACHMENT NAME	ATTACHMENT HEIGHT
POWER	37'36" 6"
CHARTER	22' 6"
WAUKESHA/EVERSTREAM	21' 6"

18-4941	
ATTACHMENT NAME	ATTACHMENT HEIGHT
POWER	28' 10"29' 6"
CHARTER	24' 11"
WAUKESHA/EVERSTREAM	23' 11"



Multimedia Communications & Engineering, Inc.
 PO Box 11064 Green Bay, WI 54307
 P: 920.301.7900 | 877.870.6968



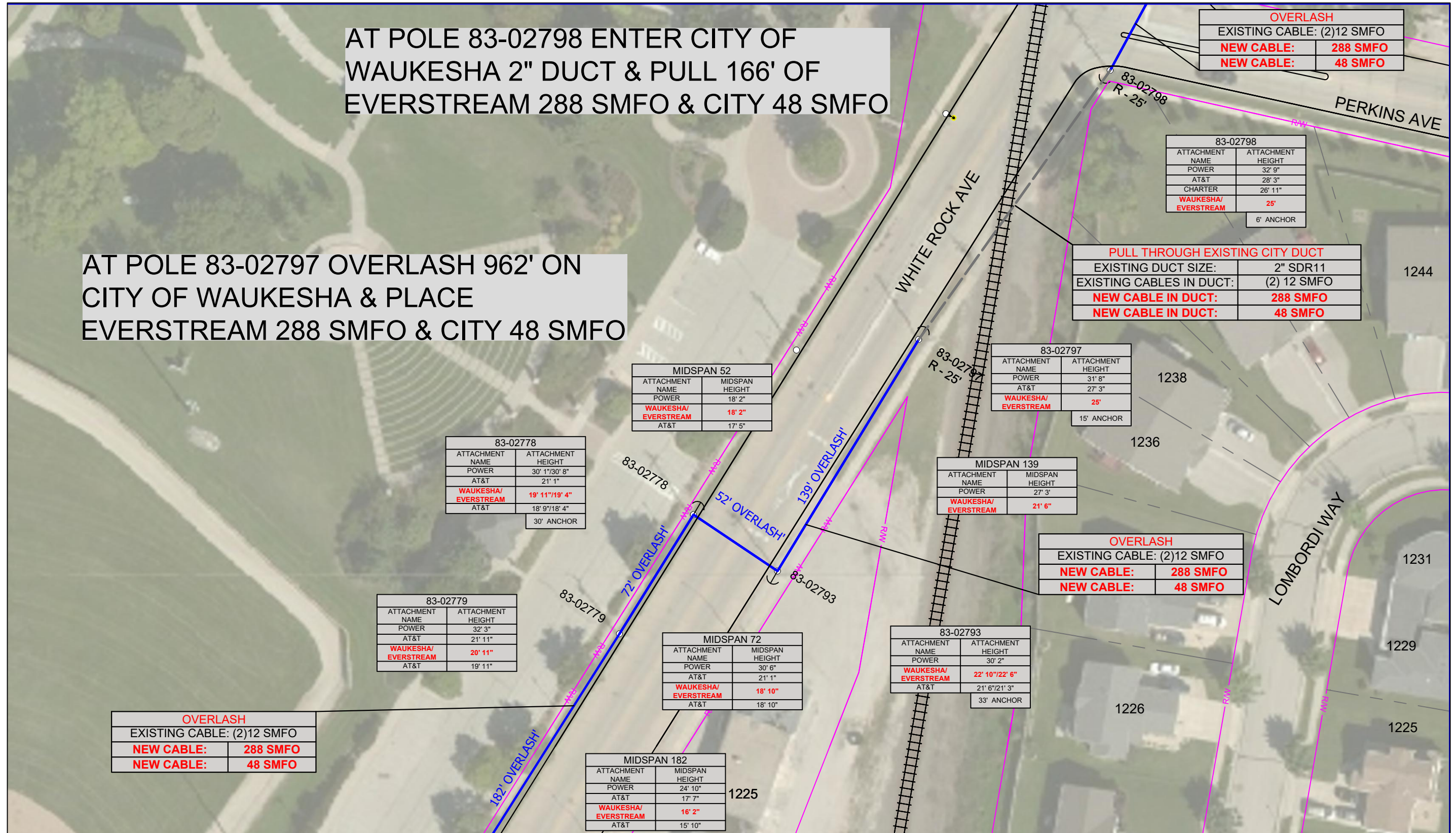
EVERSTREAM
 OVERALL EXHIBIT

Sheet Group:
 1:50 Scaled Plans

Sheet ID:
5

AT POLE 83-02798 ENTER CITY OF WAUKESHA 2" DUCT & PULL 166' OF EVERSTREAM 288 SMFO & CITY 48 SMFO

AT POLE 83-02797 OVERLASH 962' ON CITY OF WAUKESHA & PLACE EVERSTREAM 288 SMFO & CITY 48 SMFO



OVERLASH	
EXISTING CABLE:	(2)12 SMFO
NEW CABLE:	288 SMFO
NEW CABLE:	48 SMFO

83-02798	
ATTACHMENT NAME	ATTACHMENT HEIGHT
POWER	32' 9"
AT&T	28' 3"
CHARTER	26' 11"
WAUKESHA/ EVERSTREAM	25'
6' ANCHOR	

PULL THROUGH EXISTING CITY DUCT	
EXISTING DUCT SIZE:	2" SDR11
EXISTING CABLES IN DUCT:	(2) 12 SMFO
NEW CABLE IN DUCT:	288 SMFO
NEW CABLE IN DUCT:	48 SMFO

83-02797	
ATTACHMENT NAME	ATTACHMENT HEIGHT
POWER	31' 8"
AT&T	27' 3"
WAUKESHA/ EVERSTREAM	25'
15' ANCHOR	

MIDSPAN 52	
ATTACHMENT NAME	MIDSPAN HEIGHT
POWER	18' 2"
WAUKESHA/ EVERSTREAM	18' 2"
AT&T	17' 5"

83-02778	
ATTACHMENT NAME	ATTACHMENT HEIGHT
POWER	30' 17'30" 8"
AT&T	21' 1"
WAUKESHA/ EVERSTREAM	19' 11" / 19' 4"
AT&T	18' 9" / 18' 4"
30' ANCHOR	

MIDSPAN 139	
ATTACHMENT NAME	MIDSPAN HEIGHT
POWER	27' 3"
WAUKESHA/ EVERSTREAM	21' 6"

OVERLASH	
EXISTING CABLE:	(2)12 SMFO
NEW CABLE:	288 SMFO
NEW CABLE:	48 SMFO

83-02779	
ATTACHMENT NAME	ATTACHMENT HEIGHT
POWER	32' 3"
AT&T	21' 11"
WAUKESHA/ EVERSTREAM	20' 11"
AT&T	19' 11"

MIDSPAN 72	
ATTACHMENT NAME	MIDSPAN HEIGHT
POWER	30' 6"
AT&T	21' 1"
WAUKESHA/ EVERSTREAM	18' 10"
AT&T	18' 10"

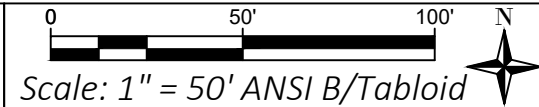
83-02793	
ATTACHMENT NAME	ATTACHMENT HEIGHT
POWER	30' 2"
AT&T	21' 6" / 21' 3"
WAUKESHA/ EVERSTREAM	22' 10" / 22' 6"
33' ANCHOR	

OVERLASH	
EXISTING CABLE:	(2)12 SMFO
NEW CABLE:	288 SMFO
NEW CABLE:	48 SMFO

MIDSPAN 182	
ATTACHMENT NAME	MIDSPAN HEIGHT
POWER	24' 10"
AT&T	17' 7"
WAUKESHA/ EVERSTREAM	16' 2"
AT&T	15' 10"



Multimedia Communications & Engineering, Inc.
 PO Box 11064 Green Bay, WI 54307
 P: 920.301.7900 | 877.870.6968



EVERSTREAM
OVERALL EXHIBIT

Sheet Group:
1:50 Scaled Plans

Sheet ID:
6

~AT POLE 83-02785 PLACE 466' OF 2" DUCT FOR EVERSTREAM TO PULL 288 SMFO
 ~PLACE ADDITIONAL 466' OF 2" DUCT INSTALLED FOR CITY & EVERSTREAM TO PULL CITY 48 SMFO

83-02780	
ATTACHMENT NAME	ATTACHMENT HEIGHT
POWER	31' 1"
AT&T	21' 11"
WAUKESHA/ EVERSTREAM	20' 11"
AT&T	18' 11"

OVERLASH	
EXISTING CABLE:	(2)12 SMFO
NEW CABLE:	288 SMFO
NEW CABLE:	48 SMFO

83-02784	
ATTACHMENT NAME	ATTACHMENT HEIGHT
POWER	32' 3"/33' 2"
AT&T	21' 11"
WAUKESHA/ EVERSTREAM	20' 11"
AT&T	19' 11"

MIDSPAN 194	
ATTACHMENT NAME	MIDSPAN HEIGHT
POWER	25' 7"
AT&T	19' 5"
WAUKESHA/ EVERSTREAM	18'
AT&T	16' 2"

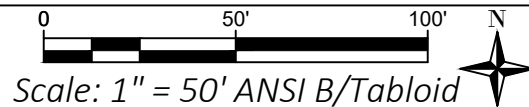
MIDSPAN 150	
ATTACHMENT NAME	MIDSPAN HEIGHT
POWER	30' 5"
AT&T	20' 10"
WAUKESHA/ EVERSTREAM	19'
AT&T	17' 9"

(2) NEW 2" SDR11 DUCT CABLE(S) IN DUCT:	
EVERSTREAM	288 SMFO
WAUKESHA	48 SMFO

83-02785	
ATTACHMENT NAME	ATTACHMENT HEIGHT
POWER	33' 3"
CHARTER	23' 4"/23' 8"
AT&T	21' 7"
WAUKESHA/ EVERSTREAM	20' 7"
AT&T	19' 7"
8" ANCHOR	



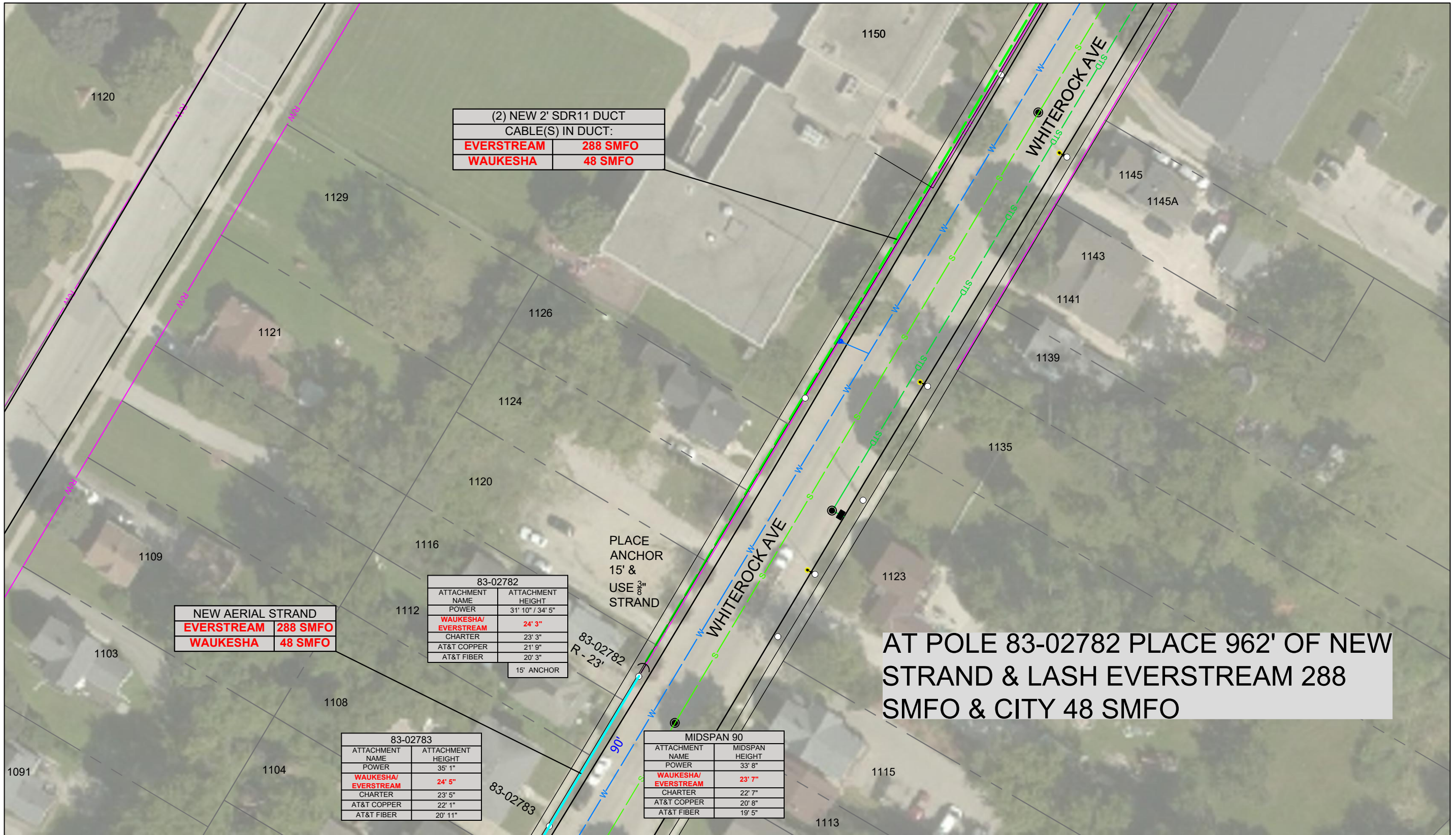
Multimedia Communications & Engineering, Inc.
 PO Box 11064 Green Bay, WI 54307
 P: 920.301.7900 | 877.870.6968



EVERSTREAM
OVERALL EXHIBIT

Sheet Group:
1:50 Scaled Plans

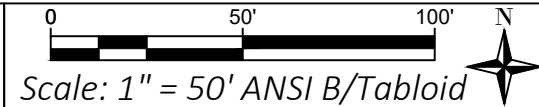
Sheet ID:
7



AT POLE 83-02782 PLACE 962' OF NEW STRAND & LASH EVERSTREAM 288 SMFO & CITY 48 SMFO



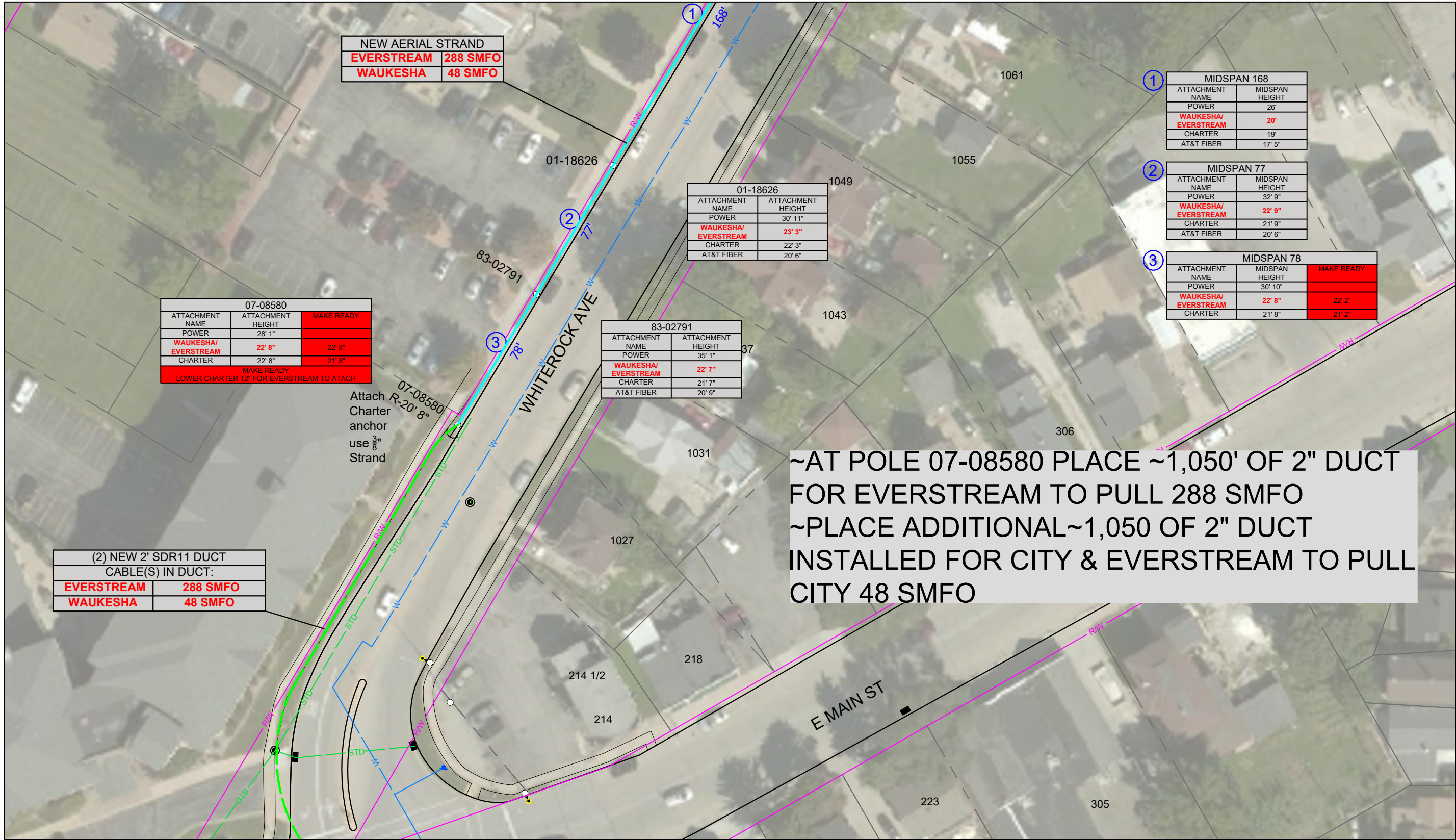
Multimedia Communications & Engineering, Inc.
 PO Box 11064 Green Bay, WI 54307
 P: 920.301.7900 | 877.870.6968



EVERSTREAM OVERALL EXHIBIT

Sheet Group:
1:50 Scaled Plans

Sheet ID:
8



NEW AERIAL STRAND	
EVERSTREAM	288 SMFO
WAUKESHA	48 SMFO

07-08580		
ATTACHMENT NAME	ATTACHMENT HEIGHT	MAKE READY
POWER	28' 1"	
WAUKESHA/EVERSTREAM	22' 8"	22' 8"
CHARTER	22' 8"	21' 6"
MAKE READY LOWER CHARTER 12" FOR EVERSTREAM TO ATACH		

01-18626	
ATTACHMENT NAME	ATTACHMENT HEIGHT
POWER	30' 11"
WAUKESHA/EVERSTREAM	23' 3"
CHARTER	22' 3"
AT&T FIBER	20' 6"

83-02791	
ATTACHMENT NAME	ATTACHMENT HEIGHT
POWER	35' 1"
WAUKESHA/EVERSTREAM	22' 7"
CHARTER	21' 7"
AT&T FIBER	20' 9"

MIDSPAN 168	
ATTACHMENT NAME	MIDSPAN HEIGHT
POWER	26'
WAUKESHA/EVERSTREAM	20'
CHARTER	19'
AT&T FIBER	17' 5"

MIDSPAN 77	
ATTACHMENT NAME	MIDSPAN HEIGHT
POWER	32' 9"
WAUKESHA/EVERSTREAM	22' 9"
CHARTER	21' 9"
AT&T FIBER	20' 6"

MIDSPAN 78		
ATTACHMENT NAME	MIDSPAN HEIGHT	MAKE READY
POWER	30' 10"	
WAUKESHA/EVERSTREAM	22' 8"	22' 2"
CHARTER	21' 8"	21' 2"

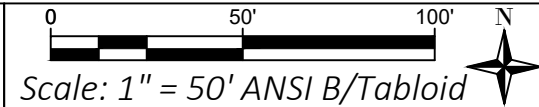
(2) NEW 2' SDR11 DUCT CABLE(S) IN DUCT:	
EVERSTREAM	288 SMFO
WAUKESHA	48 SMFO

~AT POLE 07-08580 PLACE ~1,050' OF 2" DUCT FOR EVERSTREAM TO PULL 288 SMFO
 ~PLACE ADDITIONAL~1,050 OF 2" DUCT INSTALLED FOR CITY & EVERSTREAM TO PULL CITY 48 SMFO

Attach Charter anchor use 3/8" Strand



Multimedia Communications & Engineering, Inc.
 PO Box 11064 Green Bay, WI 54307
 P: 920.301.7900 | 877.870.6968

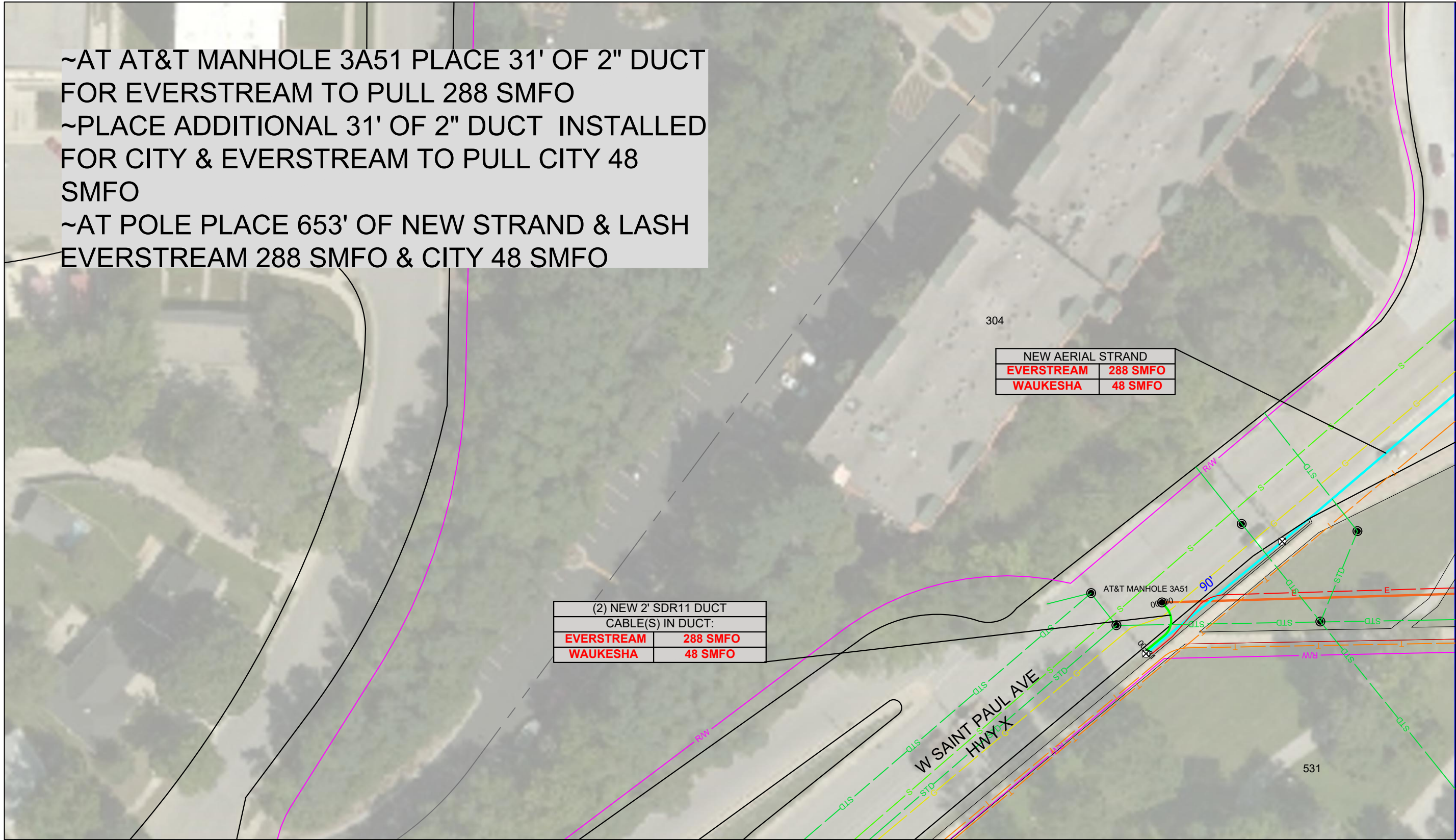


EVERSTREAM OVERALL EXHIBIT

Sheet Group:
1:50 Scaled Plans

Sheet ID:
9

~AT AT&T MANHOLE 3A51 PLACE 31' OF 2" DUCT FOR EVERSTREAM TO PULL 288 SMFO
 ~PLACE ADDITIONAL 31' OF 2" DUCT INSTALLED FOR CITY & EVERSTREAM TO PULL CITY 48 SMFO
 ~AT POLE PLACE 653' OF NEW STRAND & LASH EVERSTREAM 288 SMFO & CITY 48 SMFO

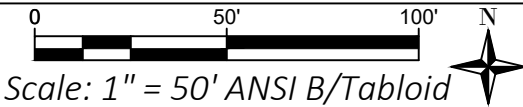


NEW AERIAL STRAND	
EVERSTREAM	288 SMFO
WAUKESHA	48 SMFO

(2) NEW 2' SDR11 DUCT	
CABLE(S) IN DUCT:	
EVERSTREAM	288 SMFO
WAUKESHA	48 SMFO



Multimedia Communications & Engineering, Inc.
 PO Box 11064 Green Bay, WI 54307
 P: 920.301.7900 | 877.870.6968



EVERSTREAM
 OVERALL EXHIBIT

Sheet Group:
 1:50 Scaled Plans

Sheet ID:
 10

AT POLE E61-11566 ENTER CITY OF WAUKESHA
3" DUCT & PULL 2,333' OF EVERSTREAM 288
SMFO & CITY 48 SMFO

PULL THROUGH EXISTING CITY DUCT	
EXISTING DUCT SIZE:	3" SDR11
EXISTING CABLES IN DUCT:	48 SMFO
EXISTING CABLES IN DUCT:	60 SMFO
EXISTING CABLES IN DUCT:	226 SMFO
NEW CABLE IN DUCT:	288 SMFO
NEW CABLE IN DUCT:	48 SMFO

MIDSPAN 162	
ATTACHMENT NAME	MIDSPAN HEIGHT
POWER	26' 8"
POWER FO	21' 4"
WAUKESHA/ EVERSTREAM	18' 1"
CHARTER	16' 3"

E61-11566	
ATTACHMENT NAME	ATTACHMENT HEIGHT
POWER	34' 4"
POWER FO	22' 7"
WAUKESHA/ EVERSTREAM	21'
CHARTER	20'
21' ANCHOR	

MIDSPAN 116	
ATTACHMENT NAME	MIDSPAN HEIGHT
POWER	33' 3"
POWER FO	23' 5"
WAUKESHA/ EVERSTREAM	21' 4"
CHARTER	18' 11"

OVERLASH	
EXISTING CABLE:	48 SMFO
EXISTING CABLE:	60 SMFO
EXISTING CABLE:	226 SMFO
NEW CABLE:	288 SMFO
NEW CABLE:	48 SMFO

MIDSPAN 104	
ATTACHMENT NAME	MIDSPAN HEIGHT
POWER	33' 6"
POWER FO	23' 11"
WAUKESHA/ EVERSTREAM	21' 11"
CHARTER	19' 4"

E61-11567	
ATTACHMENT NAME	ATTACHMENT HEIGHT
POWER	33' 2"
POWER FO	23' 9"
WAUKESHA/ EVERSTREAM	22' 7"
CHARTER	20' 1"

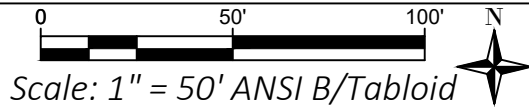
NO TAG	
ATTACHMENT NAME	ATTACHMENT HEIGHT
POWER	33' 2"
POWER FO	24' 4"
WAUKESHA/ EVERSTREAM	23' 1"
CHARTER	20' 8"

E61-11568	
ATTACHMENT NAME	ATTACHMENT HEIGHT
POWER	37' 5"
POWER FO	24' 3"
WAUKESHA/ EVERSTREAM	23'
CHARTER	20' 8"

AT POLE NO TAG OVERLASH 382' ON
CITY OF WAUKESHA & PLACE
EVERSTREAM 288 SMFO & CITY 48 SMFO



Multimedia Communications & Engineering, Inc.
PO Box 11064 Green Bay, WI 54307
P: 920.301.7900 | 877.870.6968



EVERSTREAM
OVERALL EXHIBIT

Sheet Group:
1:50 Scaled Plans

Sheet ID:
11

~AT HANDHOLE PLACE 4,632' OF 2" DUCT FOR EVERSTREAM TO PULL 288 SMFO
 ~PLACE ADDITIONAL 4,632' OF 2" DUCT INSTALLED FOR CITY & EVERSTREAM TO PULL CITY 48 SMFO

(2) NEW 2" SDR11 DUCT	
CABLE(S) IN DUCT:	
EVERSTREAM	288 SMFO
WAUKESHA	48 SMFO

EXISTING CITY OF WAUKESHA	
HANDHOLE #	#44
DIMENSIONS:	24X36X36
LOOP FOOTAGE	0
SPLICE CASE	NO
LOCATE STATION	

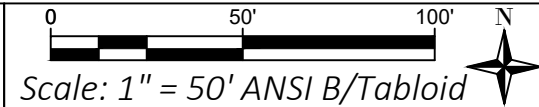
PULL THROUGH EXISTING CITY DUCT	
EXISTING DUCT SIZE:	3" SDR11
EXISTING CABLES IN DUCT:	144 SMFO
NEW CABLE IN DUCT:	288 SMFO
NEW CABLE IN DUCT:	48 SMFO

EXISTING CITY OF WAUKESHA	
HANDHOLE #	#44
DIMENSIONS:	36X60X36
LOOP FOOTAGE	150'/450' CITY
SPLICE CASE	NO
LOCATE STATION	

~AT HANDHOLE COIL 450' OF CITY FIBER TO ACCOUNT FOR FUTURE FED TO CITY HALL



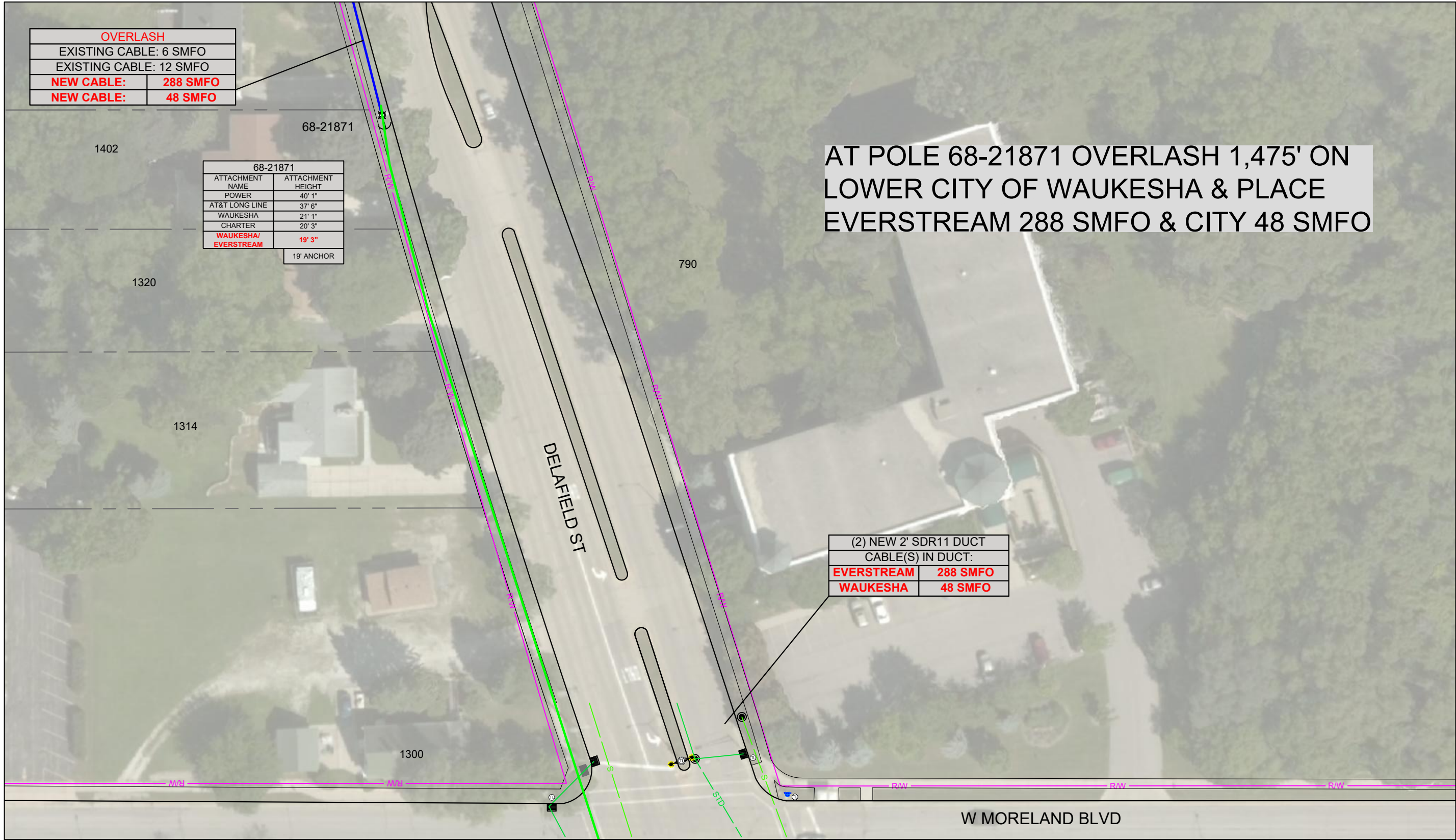
Multimedia Communications & Engineering, Inc.
 PO Box 11064 Green Bay, WI 54307
 P: 920.301.7900 | 877.870.6968



EVERSTREAM
 OVERALL EXHIBIT

Sheet Group:
 1:50 Scaled Plans

Sheet ID:
 12



OVERLASH	
EXISTING CABLE:	6 SMFO
EXISTING CABLE:	12 SMFO
NEW CABLE:	288 SMFO
NEW CABLE:	48 SMFO

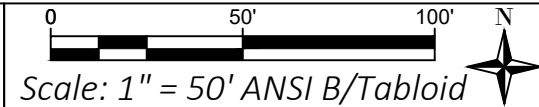
68-21871	
ATTACHMENT NAME	ATTACHMENT HEIGHT
POWER	40' 1"
AT&T LONG LINE	37' 6"
WAUKESHA	21' 1"
CHARTER	20' 3"
WAUKESHA/EVERSTREAM	19' 3"
19' ANCHOR	

AT POLE 68-21871 OVERLASH 1,475' ON LOWER CITY OF WAUKESHA & PLACE EVERSTREAM 288 SMFO & CITY 48 SMFO

(2) NEW 2' SDR11 DUCT	
CABLE(S) IN DUCT:	
EVERSTREAM	288 SMFO
WAUKESHA	48 SMFO



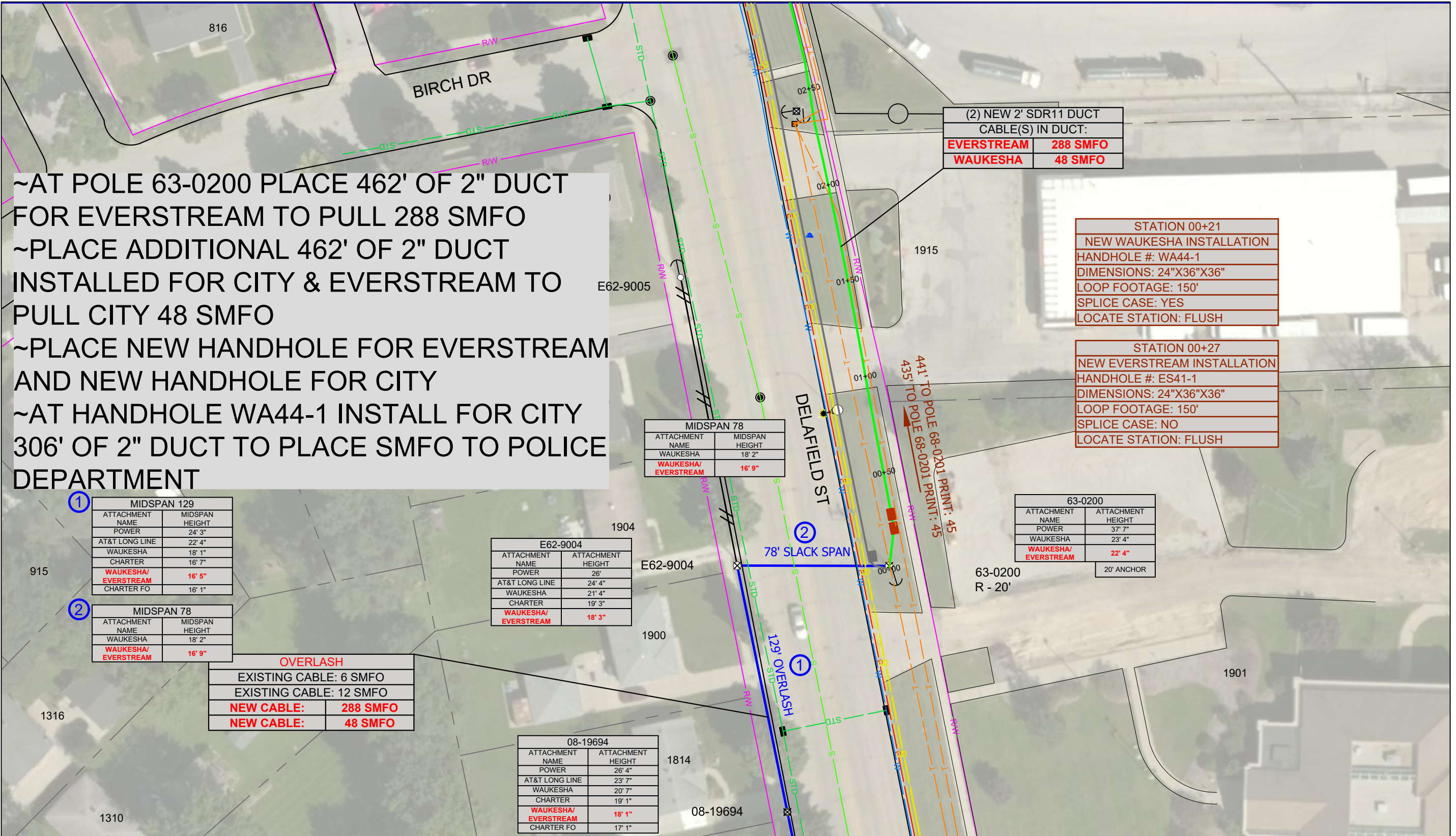
Multimedia Communications & Engineering, Inc.
 PO Box 11064 Green Bay, WI 54307
 P: 920.301.7900 | 877.870.6968



EVERSTREAM
 OVERALL EXHIBIT

Sheet Group:
 1:50 Scaled Plans

Sheet ID:
13



~AT POLE 63-0200 PLACE 462' OF 2" DUCT FOR EVERSTREAM TO PULL 288 SMFO
 ~PLACE ADDITIONAL 462' OF 2" DUCT INSTALLED FOR CITY & EVERSTREAM TO PULL CITY 48 SMFO
 ~PLACE NEW HANDHOLE FOR EVERSTREAM AND NEW HANDHOLE FOR CITY
 ~AT HANDHOLE WA44-1 INSTALL FOR CITY 306' OF 2" DUCT TO PLACE SMFO TO POLICE DEPARTMENT

(2) NEW 2' SDR11 DUCT	
CABLE(S) IN DUCT:	
EVERSTREAM	288 SMFO
WAUKESHA	48 SMFO

STATION 00+21	
NEW WAUKESHA INSTALLATION	
HANDHOLE #: WA44-1	
DIMENSIONS: 24"X36"X36"	
LOOP FOOTAGE: 150'	
SPLICE CASE: YES	
LOCATE STATION: FLUSH	

STATION 00+27	
NEW EVERSTREAM INSTALLATION	
HANDHOLE #: ES41-1	
DIMENSIONS: 24"X36"X36"	
LOOP FOOTAGE: 150'	
SPLICE CASE: NO	
LOCATE STATION: FLUSH	

MIDSPAN 78	
ATTACHMENT NAME	MIDSPAN HEIGHT
WAUKESHA	18' 2"
WAUKESHA/EVERSTREAM	16' 9"

MIDSPAN 129	
ATTACHMENT NAME	MIDSPAN HEIGHT
POWER	24' 3"
AT&T LONG LINE	22' 4"
WAUKESHA	18' 1"
CHARTER	16' 7"
WAUKESHA/EVERSTREAM	16' 5"
CHARTER FO	16' 1"

MIDSPAN 78	
ATTACHMENT NAME	MIDSPAN HEIGHT
WAUKESHA	18' 2"
WAUKESHA/EVERSTREAM	16' 9"

E62-9004	
ATTACHMENT NAME	ATTACHMENT HEIGHT
POWER	26"
AT&T LONG LINE	24' 4"
WAUKESHA	21' 4"
CHARTER	19' 3"
WAUKESHA/EVERSTREAM	18' 3"

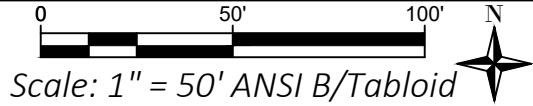
63-0200	
ATTACHMENT NAME	ATTACHMENT HEIGHT
POWER	37' 7"
WAUKESHA	23' 4"
WAUKESHA/EVERSTREAM	22' 4"
20' ANCHOR	

OVERLASH	
EXISTING CABLE: 6 SMFO	
EXISTING CABLE: 12 SMFO	
NEW CABLE:	288 SMFO
NEW CABLE:	48 SMFO

08-19694	
ATTACHMENT NAME	ATTACHMENT HEIGHT
POWER	26' 4"
AT&T LONG LINE	23' 7"
WAUKESHA	20' 7"
CHARTER	19' 1"
WAUKESHA/EVERSTREAM	18' 1"
CHARTER FO	17' 1"



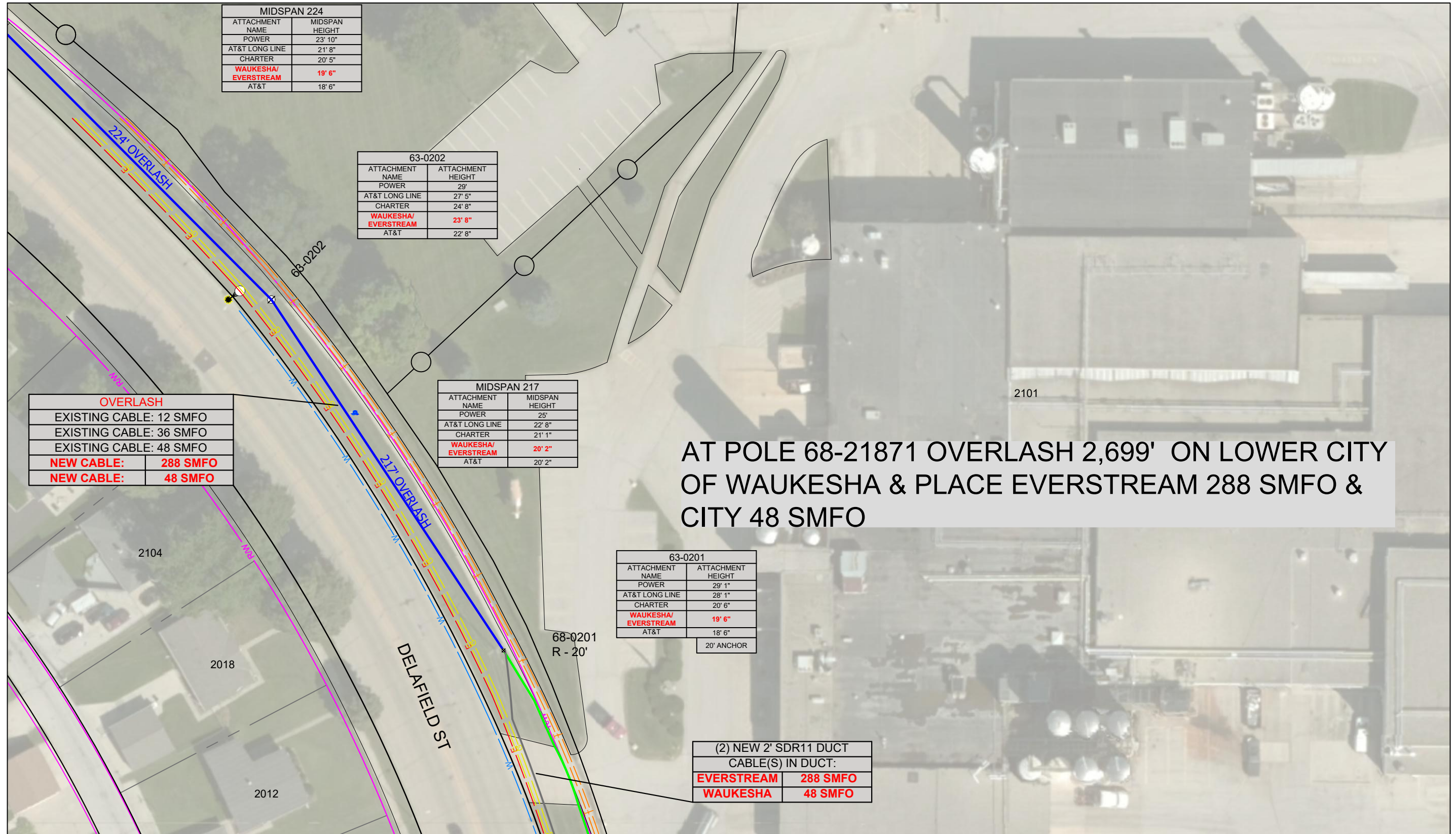
Multimedia Communications & Engineering, Inc.
 PO Box 11064 Green Bay, WI 54307
 P: 920.301.7900 | 877.870.6968

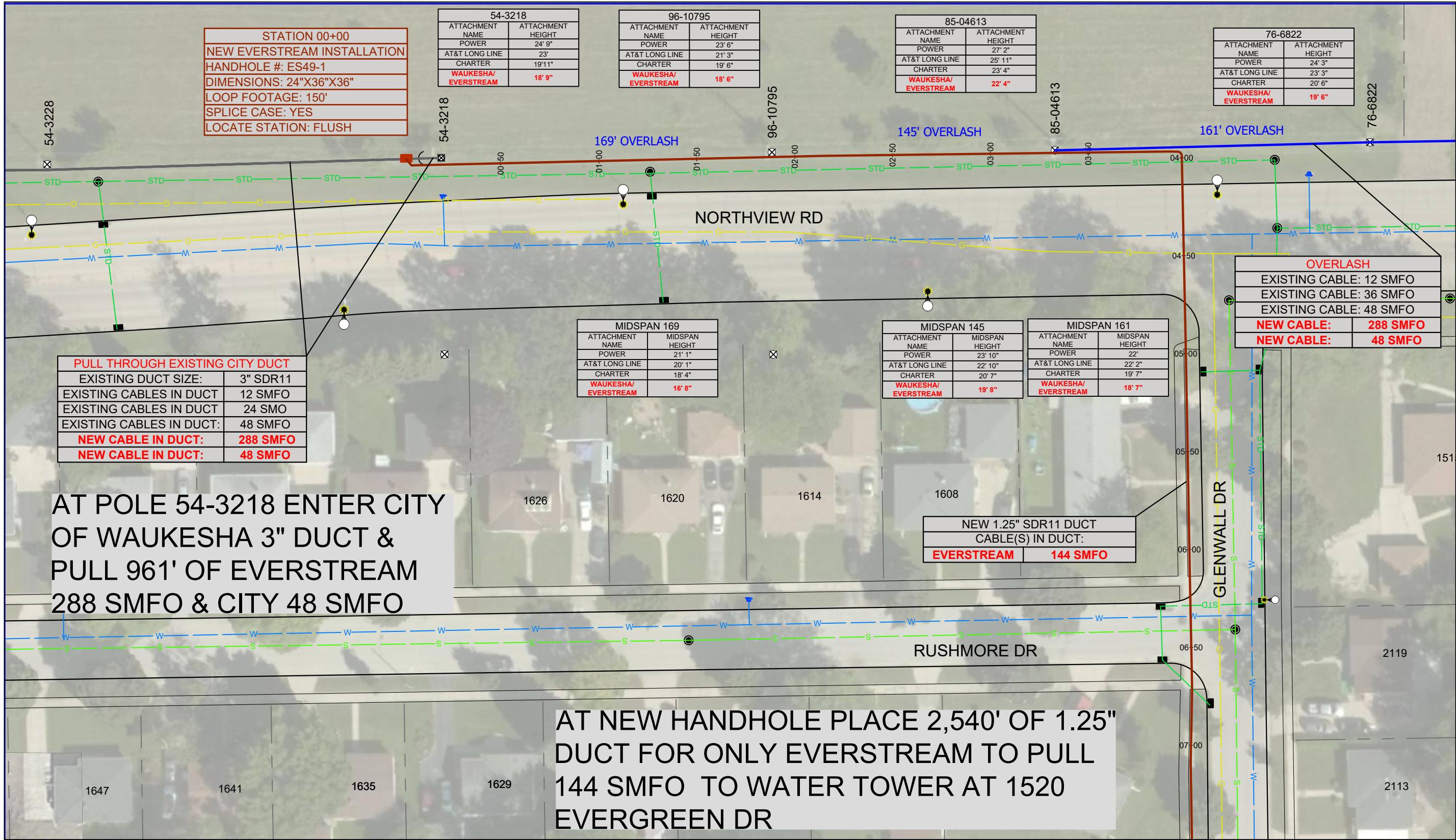


EVERSTREAM
 OVERALL EXHIBIT

Sheet Group:
 1:50 Scaled Plans

Sheet ID:
14





STATION 00+00	
NEW EVERSTREAM INSTALLATION	
HANDHOLE #: ES49-1	
DIMENSIONS: 24"X36"X36"	
LOOP FOOTAGE: 150'	
SPLICE CASE: YES	
LOCATE STATION: FLUSH	

54-3218	
ATTACHMENT NAME	ATTACHMENT HEIGHT
POWER	24' 9"
AT&T LONG LINE	23'
CHARTER	19'11"
WAUKESHA/ EVERSTREAM	18' 9"

96-10795	
ATTACHMENT NAME	ATTACHMENT HEIGHT
POWER	23' 6"
AT&T LONG LINE	21' 3"
CHARTER	19' 6"
WAUKESHA/ EVERSTREAM	18' 6"

85-04613	
ATTACHMENT NAME	ATTACHMENT HEIGHT
POWER	27' 2"
AT&T LONG LINE	25' 11"
CHARTER	23' 4"
WAUKESHA/ EVERSTREAM	22' 4"

76-6822	
ATTACHMENT NAME	ATTACHMENT HEIGHT
POWER	24' 3"
AT&T LONG LINE	23' 3"
CHARTER	20' 6"
WAUKESHA/ EVERSTREAM	19' 6"

PULL THROUGH EXISTING CITY DUCT	
EXISTING DUCT SIZE:	3" SDR11
EXISTING CABLES IN DUCT	12 SMFO
EXISTING CABLES IN DUCT	24 SMO
EXISTING CABLES IN DUCT:	48 SMFO
NEW CABLE IN DUCT:	288 SMFO
NEW CABLE IN DUCT:	48 SMFO

MIDSPAN 169	
ATTACHMENT NAME	MIDSPAN HEIGHT
POWER	21' 1"
AT&T LONG LINE	20' 1"
CHARTER	18' 4"
WAUKESHA/ EVERSTREAM	16' 8"

MIDSPAN 145	
ATTACHMENT NAME	MIDSPAN HEIGHT
POWER	23' 10"
AT&T LONG LINE	22' 10"
CHARTER	20' 7"
WAUKESHA/ EVERSTREAM	19' 8"

MIDSPAN 161	
ATTACHMENT NAME	MIDSPAN HEIGHT
POWER	22'
AT&T LONG LINE	22' 2"
CHARTER	19' 7"
WAUKESHA/ EVERSTREAM	18' 7"

OVERLASH	
EXISTING CABLE:	12 SMFO
EXISTING CABLE:	36 SMFO
EXISTING CABLE:	48 SMFO
NEW CABLE:	288 SMFO
NEW CABLE:	48 SMFO

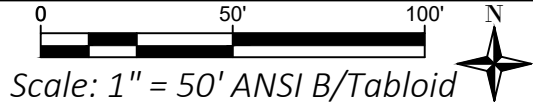
NEW 1.25" SDR11 DUCT	
CABLE(S) IN DUCT:	
EVERSTREAM	144 SMFO

AT POLE 54-3218 ENTER CITY OF WAUKESHA 3" DUCT & PULL 961' OF EVERSTREAM 288 SMFO & CITY 48 SMFO

AT NEW HANDHOLE PLACE 2,540' OF 1.25" DUCT FOR ONLY EVERSTREAM TO PULL 144 SMFO TO WATER TOWER AT 1520 EVERGREEN DR



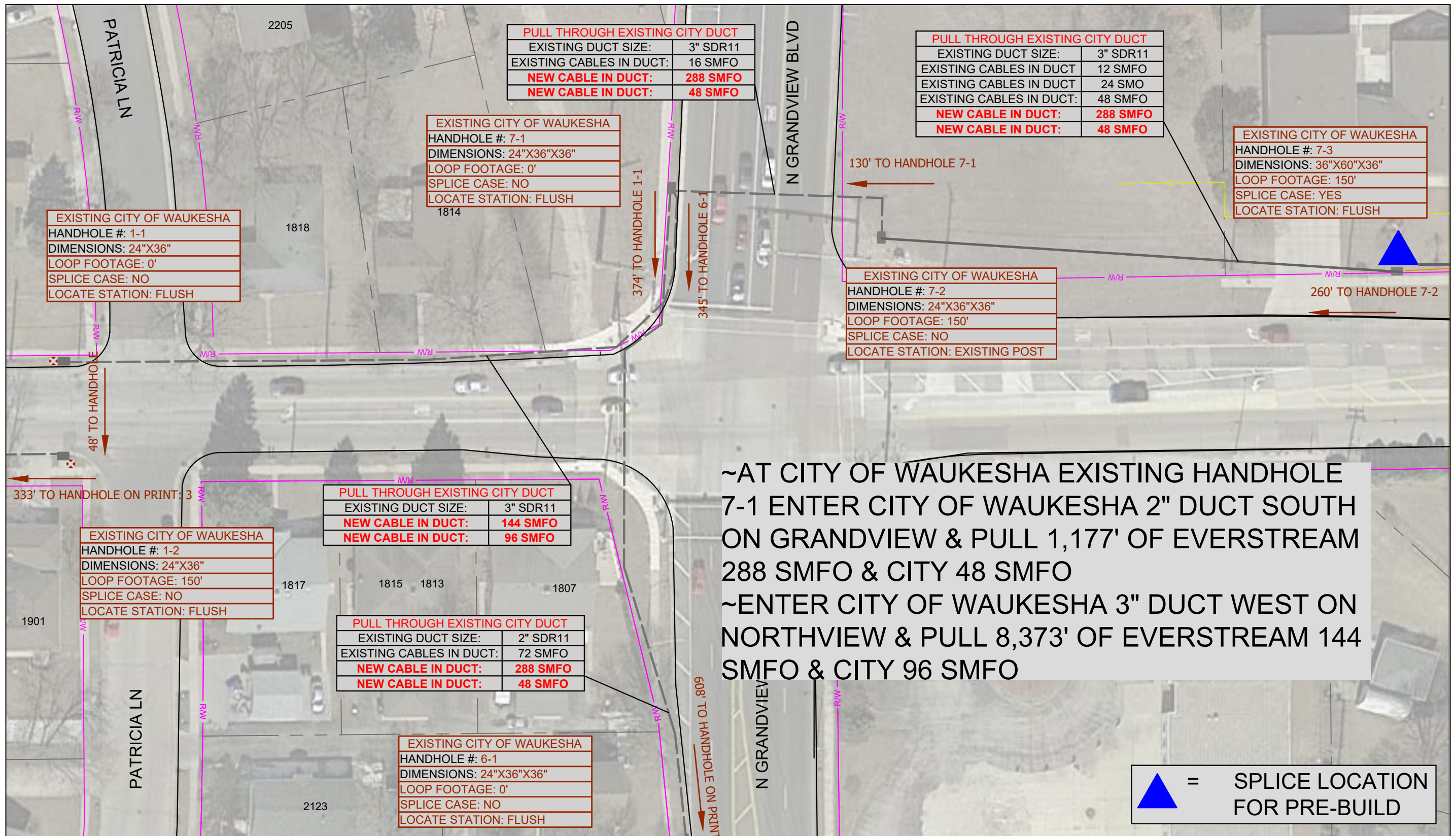
Multimedia Communications & Engineering, Inc.
PO Box 11064 Green Bay, WI 54307
P: 920.301.7900 | 877.870.6968



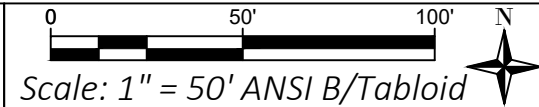
EVERSTREAM
OVERALL EXHIBIT

Sheet Group:
1:50 Scaled Plans

Sheet ID:
16



Multimedia Communications & Engineering, Inc.
PO Box 11064 Green Bay, WI 54307
P: 920.301.7900 | 877.870.6968



EVERSTREAM
OVERALL EXHIBIT

Sheet Group:
1:50 Scaled Plans

Sheet ID:
17

CONSTRUCTION NOTE:

1. THE PLACEMENT OF HANDHOLE MUST BE A MINIMUM OF 1 FOOT OFF OF THE FACE OF SIDEWALK - NO EXCEPTIONS
2. ALL LOCATE STATIONS / MARKERS MUST BE FLUSH MOUNT

NEW 1.25" SDR11 DUCT	
CABLE(S) IN DUCT:	
EVERSTREAM	48 SMFO

PULL THROUGH EXISTING CITY DUCT	
EXISTING DUCT SIZE:	3" SDR11
NEW CABLE IN DUCT:	144 SMFO
NEW CABLE IN DUCT:	96 SMFO

EXISTING CITY OF WAUKESHA
HANDHOLE #: 13-2
DIMENSIONS: 24"X36"X36"
LOOP FOOTAGE: 0'
SPLICE CASE: NO
LOCATE STATION: FLUSH

EXISTING CITY OF WAUKESHA
HANDHOLE #: 13-3
DIMENSIONS: 24"X36"X36"
LOOP FOOTAGE: 150' CITY ONLY
SPLICE CASE: NO
LOCATE STATION: FLUSH

STATION 0+01
NEW INSTALL
HANDHOLE #: 13-4
DIMENSIONS: 24"X36"X36"
LOOP FOOTAGE: 150'
SPLICE CASE: NO
LOCATE STATION: FLUSH

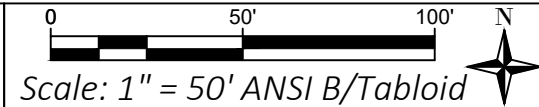
EXISTING CITY OF WAUKESHA
HANDHOLE #: 13-1
DIMENSIONS: 24"X36"X36"
LOOP FOOTAGE: 0'
SPLICE CASE: NO
LOCATE STATION: FLUSH

PULL THROUGH EXISTING CITY DUCT	
EXISTING DUCT SIZE:	3" SDR11
NEW CABLE IN DUCT:	144 SMFO
NEW CABLE IN DUCT:	96 SMFO

AT HANDHOLE 13-3 PLACE 581' OF 1.25" DUCT FOR ONLY EVERSTREAM TO PULL 48 SMFO TO WATER TOWER AT 2520 MEADOWBROOK RD



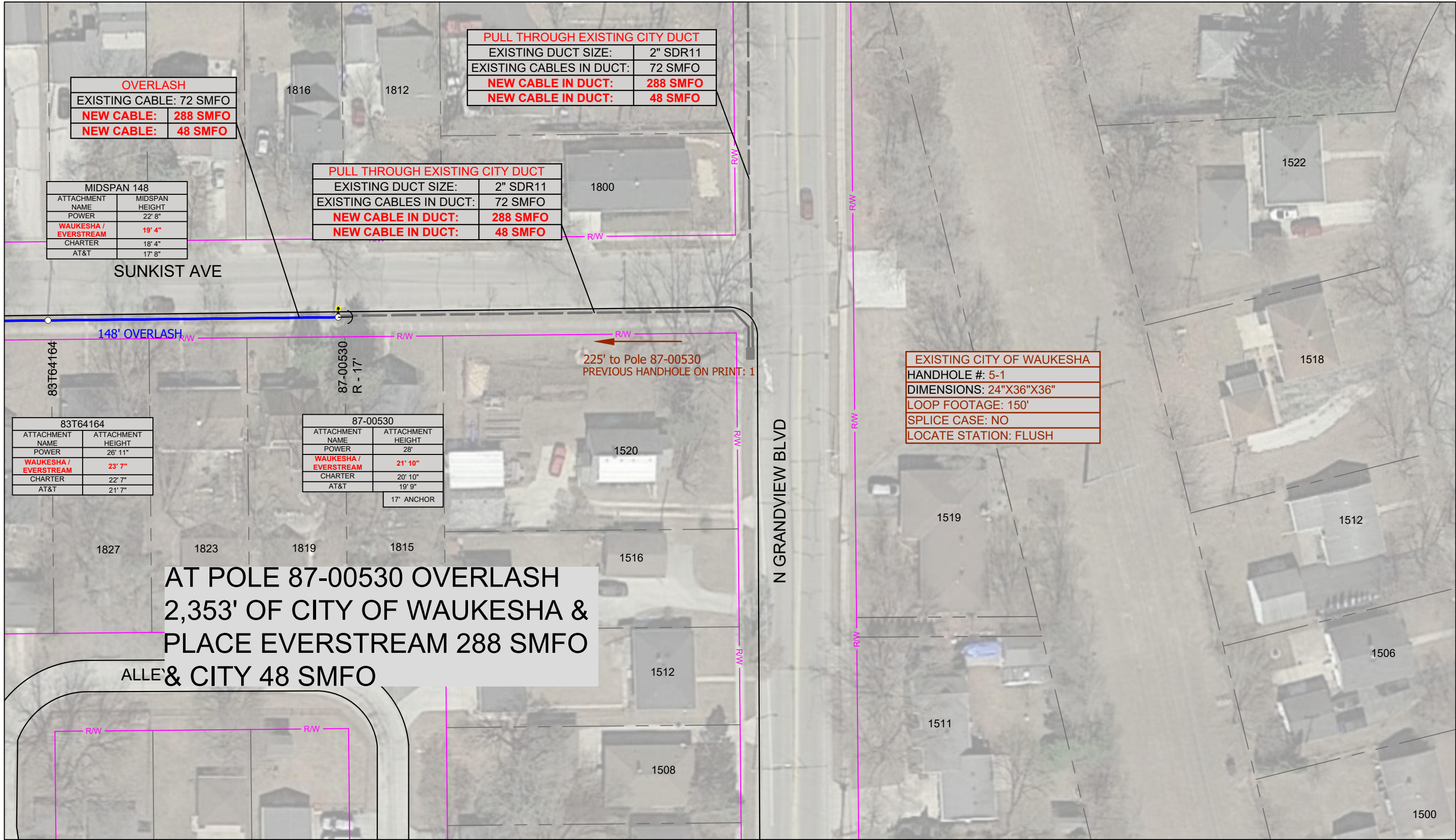
Multimedia Communications & Engineering, Inc.
 PO Box 11064 Green Bay, WI 54307
 P: 920.301.7900 | 877.870.6968



**EVERSTREAM
 OVERALL EXHIBIT**

Sheet Group:
1:50 Scaled Plans

Sheet ID:
18



OVERLASH	
EXISTING CABLE:	72 SMFO
NEW CABLE:	288 SMFO
NEW CABLE:	48 SMFO

MIDSPAN 148	
ATTACHMENT NAME	MIDSPAN HEIGHT
POWER	22' 8"
WAUKESHA / EVERSTREAM	19' 4"
CHARTER	18' 4"
AT&T	17' 8"

PULL THROUGH EXISTING CITY DUCT	
EXISTING DUCT SIZE:	2" SDR11
EXISTING CABLES IN DUCT:	72 SMFO
NEW CABLE IN DUCT:	288 SMFO
NEW CABLE IN DUCT:	48 SMFO

PULL THROUGH EXISTING CITY DUCT	
EXISTING DUCT SIZE:	2" SDR11
EXISTING CABLES IN DUCT:	72 SMFO
NEW CABLE IN DUCT:	288 SMFO
NEW CABLE IN DUCT:	48 SMFO

EXISTING CITY OF WAUKESHA	
HANDHOLE #:	5-1
DIMENSIONS:	24"X36"X36"
LOOP FOOTAGE:	150'
SPLICE CASE:	NO
LOCATE STATION:	FLUSH

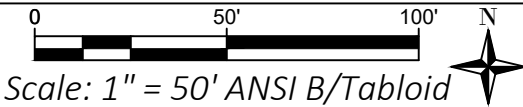
83T64164	
ATTACHMENT NAME	ATTACHMENT HEIGHT
POWER	26' 11"
WAUKESHA / EVERSTREAM	23' 7"
CHARTER	22' 7"
AT&T	21' 7"

87-00530	
ATTACHMENT NAME	ATTACHMENT HEIGHT
POWER	28'
WAUKESHA / EVERSTREAM	21' 10"
CHARTER	20' 10"
AT&T	19' 9"
17' ANCHOR	

**AT POLE 87-00530 OVERLASH
2,353' OF CITY OF WAUKESHA &
PLACE EVERSTREAM 288 SMFO
ALLE & CITY 48 SMFO**



Multimedia Communications & Engineering, Inc.
PO Box 11064 Green Bay, WI 54307
P: 920.301.7900 | 877.870.6968



**EVERSTREAM
OVERALL EXHIBIT**

Sheet Group:
1:50 Scaled Plans

Sheet ID:
19

AT POLE 81-01007 ENTER CITY OF WAUKESHA 2" DUCT & PULL 6,696' OF EVERSTREAM 288 SMFO & CITY 48 SMFO

PULL THROUGH EXISTING CITY DUCT	
EXISTING DUCT SIZE:	2" SDR11
EXISTING CABLES IN DUCT:	72 SMFO
NEW CABLE IN DUCT:	288 SMFO
NEW CABLE IN DUCT:	48 SMFO

OVERLASH	
EXISTING CABLE:	72 SMFO
NEW CABLE:	288 SMFO
NEW CABLE:	48 SMFO

EXISTING CITY OF WAUKESHA	
HANDHOLE #:	1-1
DIMENSIONS:	36"X60"X36"
LOOP FOOTAGE:	150'
SPLICE CASE:	EXISTING
LOCATE STATION:	FLUSH

81-07007	
ATTACHMENT NAME	ATTACHMENT HEIGHT
POWER	28'
WAUKESHA / EVERSTREAM	17' 7"
CHARTER	16' 7"
	18' ANCHOR

PULL THROUGH EXISTING CITY DUCT	
EXISTING DUCT SIZE:	2" SDR11
EXISTING CABLES IN DUCT:	48 SMFO
NEW CABLE IN DUCT:	288 SMFO
NEW CABLE IN DUCT:	48 SMFO

UW WAUKESHA
1500

N UNIVERSITY DR

SUNKIST AVE

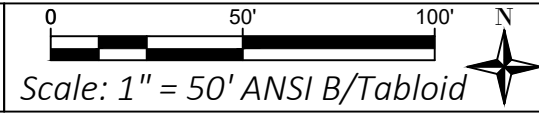
290' TO HANDHOLE 1-1

1700' TO HANDHOLE ON PRINT: 23

81-01007
R-17'



Multimedia Communications & Engineering, Inc.
PO Box 11064 Green Bay, WI 54307
P: 920.301.7900 | 877.870.6968

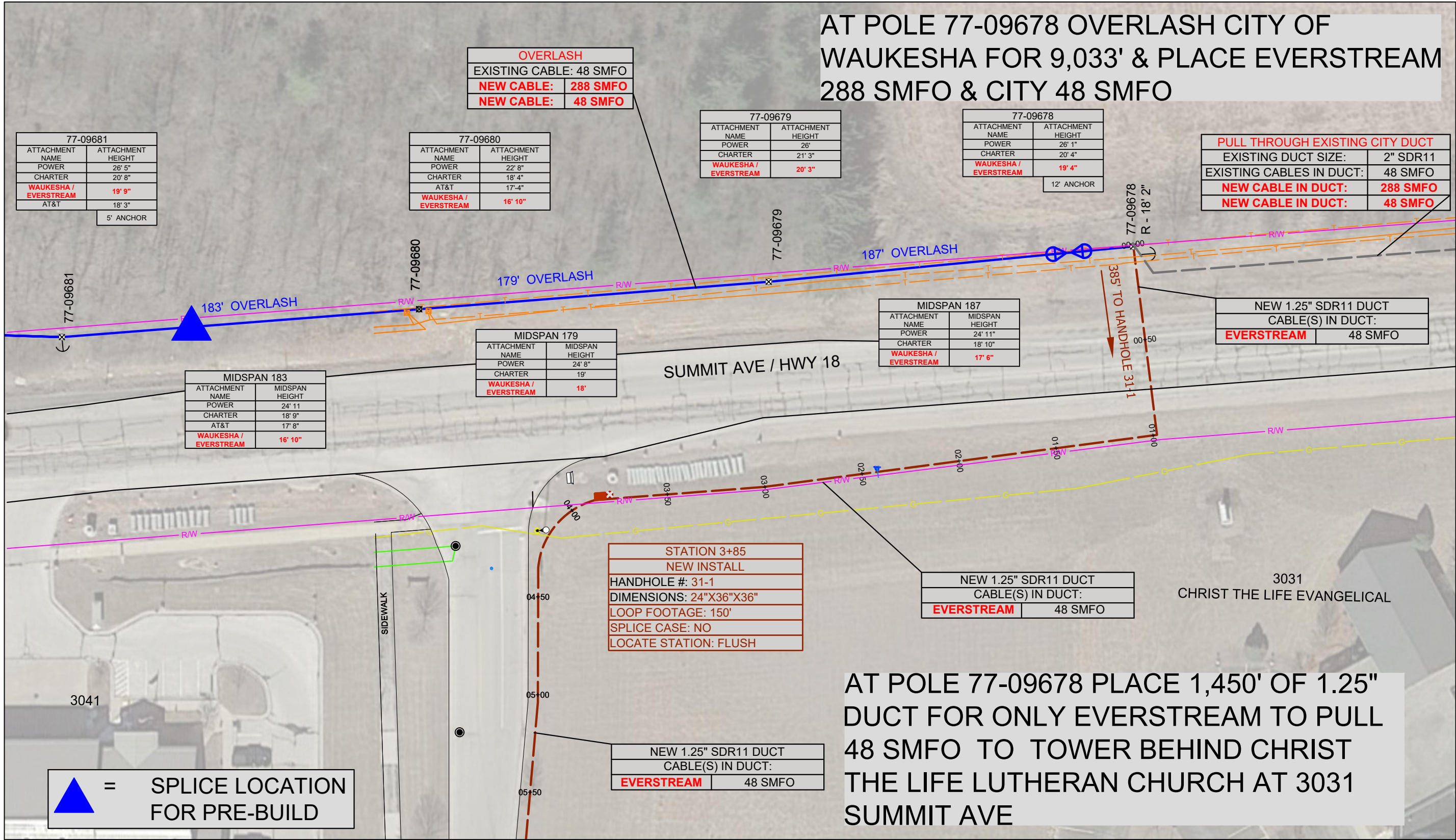


EVERSTREAM
OVERALL EXHIBIT

Sheet Group:
1:50 Scaled Plans

Sheet ID:
20

AT POLE 77-09678 OVERLASH CITY OF WAUKESHA FOR 9,033' & PLACE EVERSTREAM 288 SMFO & CITY 48 SMFO



OVERLASH	
EXISTING CABLE:	48 SMFO
NEW CABLE:	288 SMFO
NEW CABLE:	48 SMFO

77-09681	
ATTACHMENT NAME	ATTACHMENT HEIGHT
POWER	26' 5"
CHARTER	20' 8"
WAUKESHA / EVERSTREAM	19' 9"
AT&T	18' 3"
5' ANCHOR	

77-09680	
ATTACHMENT NAME	ATTACHMENT HEIGHT
POWER	22' 8"
CHARTER	18' 4"
AT&T	17' 4"
WAUKESHA / EVERSTREAM	16' 10"

77-09679	
ATTACHMENT NAME	ATTACHMENT HEIGHT
POWER	26'
CHARTER	21' 3"
WAUKESHA / EVERSTREAM	20' 3"

77-09678	
ATTACHMENT NAME	ATTACHMENT HEIGHT
POWER	26' 1"
CHARTER	20' 4"
WAUKESHA / EVERSTREAM	19' 4"
12' ANCHOR	

PULL THROUGH EXISTING CITY DUCT	
EXISTING DUCT SIZE:	2" SDR11
EXISTING CABLES IN DUCT:	48 SMFO
NEW CABLE IN DUCT:	288 SMFO
NEW CABLE IN DUCT:	48 SMFO

MIDSPAN 183	
ATTACHMENT NAME	MIDSPAN HEIGHT
POWER	24' 11"
CHARTER	18' 9"
AT&T	17' 8"
WAUKESHA / EVERSTREAM	16' 10"

MIDSPAN 179	
ATTACHMENT NAME	MIDSPAN HEIGHT
POWER	24' 8"
CHARTER	19'
WAUKESHA / EVERSTREAM	18'

MIDSPAN 187	
ATTACHMENT NAME	MIDSPAN HEIGHT
POWER	24' 11"
CHARTER	18' 10"
WAUKESHA / EVERSTREAM	17' 6"

NEW 1.25" SDR11 DUCT	
CABLE(S) IN DUCT:	EVERSTREAM 48 SMFO

STATION 3+85
NEW INSTALL
HANDHOLE #: 31-1
DIMENSIONS: 24"X36"X36"
LOOP FOOTAGE: 150'
SPLICE CASE: NO
LOCATE STATION: FLUSH

NEW 1.25" SDR11 DUCT	
CABLE(S) IN DUCT:	EVERSTREAM 48 SMFO

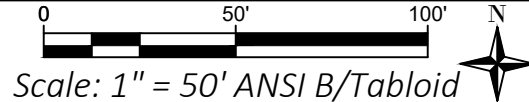
NEW 1.25" SDR11 DUCT	
CABLE(S) IN DUCT:	EVERSTREAM 48 SMFO

= SPLICE LOCATION FOR PRE-BUILD

AT POLE 77-09678 PLACE 1,450' OF 1.25" DUCT FOR ONLY EVERSTREAM TO PULL 48 SMFO TO TOWER BEHIND CHRIST THE LIFE LUTHERAN CHURCH AT 3031 SUMMIT AVE



Multimedia Communications & Engineering, Inc.
 PO Box 11064 Green Bay, WI 54307
 P: 920.301.7900 | 877.870.6968



EVERSTREAM
OVERALL EXHIBIT

Sheet Group:
1:50 Scaled Plans

Sheet ID:
21

EXISTING HANDHOLE	
HANDHOLE #:	FS-1
DIMENSIONS:	36"X60"X36"
LOOP FOOTAGE:	150'
SPLICE CASE:	YES
LOCATE STATION:	FLUSH

AT POLE 18-4979 THERE IS 99' OF EXISTING CITY DUCT FOR WAUKESHA TO PLACE 48 SMFO TO EXISTING HANDHOLE FS-1

OVERLASH	
EXISTING CABLE:	14 SMFO
NEW CABLE:	288 SMFO
NEW CABLE:	48 SMFO

18-4982	
ATTACHMENT NAME	ATTACHMENT HEIGHT
POWER	40' 6"
CHARTER	36' 7"
WINDSTREAM	35' 8"
MIDWEST FIBER	34' 4"
WAUKESHA/EVERSTREAM	33' 3"
AT&T	31' 9"

NEW AERIAL STRAND	
EVERSTREAM	288 SMFO
WAUKESHA	48 SMFO

AT POLE 18-4982 PLACE 4,678' OF NEW STRAND & LASH EVERSTREAM 288 SMFO & CITY 48 SMFO

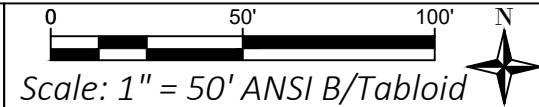
MIDSPAN 101	
ATTACHMENT NAME	MIDSPAN HEIGHT
POWER	37' 6"
CHARTER	32' 3"
WINDSTREAM	31' 1"
WAUKESHA/EVERSTREAM	30' 1"
AT&T	22' 4"

18-4983	
ATTACHMENT NAME	ATTACHMENT HEIGHT
POWER	40' 6"
CHARTER	33' 9"
WINDSTREAM	32' 3"
WAUKESHA/EVERSTREAM	31' 3"
AT&T	20' 6"

NOTE: CITY OF WAUKESHA TO PROVIDE CABLE & HANDHOLES ALONG MERRILL HILLS RD / HWY 18 / CO HWY TT FROM MADISON ST INTERSECTION TO THE LES PAUL PKWY & GENESEE RD (PRINTS 21-26)



Multimedia Communications & Engineering, Inc.
 PO Box 11064 Green Bay, WI 54307
 P: 920.301.7900 | 877.870.6968



EVERSTREAM
OVERALL EXHIBIT

Sheet Group:
1:50 Scaled Plans

Sheet ID:
22

~AT POLE 98-07901 PLACE 10,003 OF 2" DUCT FOR EVERSTREAM TO PULL 288 SMFO
 ~PLACE ADDITIONAL 9,997' OF 2" DUCT INSTALLED FOR CITY & EVERSTREAM TO PULL CITY 48 SMFO
 ~PLACE (2) NEW HANDHOLES ONE FOR EVERSTREAM & ONE FOR CITY

NEW AERIAL STRAND	
EVERSTREAM	288 SMFO
WAUKESHA	48 SMFO

MIDSPAN 205	
ATTACHMENT NAME	MIDSPAN HEIGHT
POWER	34' 5"
CHARTER	29' 1"
WINDSTREAM	28'
WAUKESHA / EVERSTREAM	26' 6"

18-2183	
ATTACHMENT NAME	ATTACHMENT HEIGHT
POWER	34' 4" / 33' 7"
POWER WIRE	33' 7"
CHARTER	29' 2" / 29' 1"
WINDSTREAM	28' 2" / 27' 10"
WAUKESHA / EVERSTREAM	26' 2" / 26' 10"

MIDSPAN 244	
ATTACHMENT NAME	MIDSPAN HEIGHT
POWER	33' 10"
CHARTER	30' 6"
WINDSTREAM	29' 6"
WAUKESHA / EVERSTREAM	25' 11"

MIDSPAN 139	
ATTACHMENT NAME	MIDSPAN HEIGHT
POWER	30' 4"
CHARTER	26' 3"
WINDSTREAM	24' 10"
WAUKESHA / EVERSTREAM	21' 9"

18-2184	
ATTACHMENT NAME	ATTACHMENT HEIGHT
POWER	35' 8"
CHARTER	31' 10"
WINDSTREAM	30' 7"
WAUKESHA / EVERSTREAM	25' 5"

MIDSPAN 90	
ATTACHMENT NAME	MIDSPAN HEIGHT
POWER	28' 2"
CHARTER	18' 10"
WINDSTREAM	15' 10"
WAUKESHA / EVERSTREAM	14' 10"

18-4927	
ATTACHMENT NAME	ATTACHMENT HEIGHT
POWER	24' 6" / 25' 7"
CHARTER	20' 4"
WINDSTREAM	19' 4" / 19' 1"
WAUKESHA / EVERSTREAM	18' 4" / 18' 1"

98-07901	
ATTACHMENT NAME	ATTACHMENT HEIGHT
POWER	34' 6"
CHARTER	21' 5"
WINDSTREAM	20' 6"
WAUKESHA / EVERSTREAM	19' 6"

NOTE: CITY OF WAUKESHA TO PROVIDE CABLE & HANDHOLES ALONG MERRILL HILLS RD / HWY 18 / CO HWY TT FROM MADISON ST INTERSECTION TO THE LES PAUL PKWY & GENESEE RD (PRINTS 21-26)

STATION 01+00
 NEW EVERSTREAM INSTALLATION
 HANDHOLE #: ES50-1
 DIMENSIONS: 24"X36"X36"
 LOOP FOOTAGE: 150'
 SPLICE CASE: NO
 LOCATE STATION: FLUSH

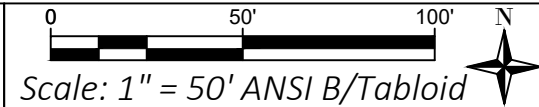
STATION 01+06
 NEW WAUKESHA INSTALLATION
 HANDHOLE #: WA50-1
 DIMENSIONS: 24"X36"X36"
 LOOP FOOTAGE: 150'
 SPLICE CASE: NO
 LOCATE STATION: FLUSH

(2) NEW 2" SDR11 DUCT	
CABLE(S) IN DUCT:	
EVERSTREAM	288 SMFO
WAUKESHA	48 SMFO

100' TO HANDHOLE ES50-1
 106' to Handhole WA50-1



Multimedia Communications & Engineering, Inc.
 PO Box 11064 Green Bay, WI 54307
 P: 920.301.7900 | 877.870.6968



EVERSTREAM
 OVERALL EXHIBIT

Sheet Group:
 1:50 Scaled Plans

Sheet ID:
 23

W270S3641

~PLACE NEW HANDHOLE FOR EVERSTREAM NEXT TO EXISTING WAUKESHA HANDHOLE WITH 5' OF 2" CONNECTING DUCT
 ~AT HANDHOLE 31-1 ENTER CITY OF WAUKESHA 2" DUCT & PULL 804' OF EVERSTREAM 288 SMFO & CITY 48 SMFO

NOTE: CITY OF WAUKESHA TO PROVIDE CABLE & HANDHOLES ALONG MERRILL HILLS RD / HWY 18 / CO HWY TT FROM MADISON ST INTERSECTION TO THE LES PAUL PKWY & GENESEE RD (PRINTS 21-26)

(2) NEW 2" SDR11 DUCT	
CABLE(S) IN DUCT:	
EVERSTREAM	288 SMFO
WAUKESHA	48 SMFO

NEW CONNECTING 2" SDR11 DUCT	
CABLE(S) IN DUCT:	
EVERSTREAM	288 SMFO

PULL THROUGH EXISTING CITY DUCT	
EXISTING DUCT SIZE:	2" SDR11
EXISTING CABLES IN DUCT:	14 SMFO / 48 SMFO
NEW CABLE IN DUCT:	288 SMFO
NEW CABLE IN DUCT:	48 SMFO

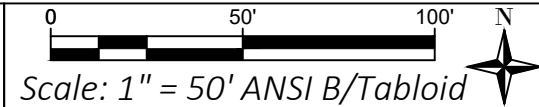
STATIONING 95+23 NEW INSTALLATION		STATIONING 95+23 EXISTING CITY OF WAUKESHA	
HANDHOLE #	ES71-1	HANDHOLE #	WA71-1
DIMENSIONS:	24X36X36	DIMENSIONS:	24X36X36
LOOP FOOTAGE	150	LOOP FOOTAGE	150
SPLICE CASE	NO	SPLICE CASE	NO
LOCATE STATION	FLUSH	LOCATE STATION	FLUSH

MERRILL HILLS RD

GENESEE RD / STATE HWY 59



Multimedia Communications & Engineering, Inc.
 PO Box 11064 Green Bay, WI 54307
 P: 920.301.7900 | 877.870.6968



EVERSTREAM
 OVERALL EXHIBIT

Sheet Group:
 1:50 Scaled Plans

Sheet ID:
 24

NOTE: CITY OF WAUKESHA TO PROVIDE CABLE & HANDHOLES ALONG MERRILL HILLS RD / HWY 18 / CO HWY TT FROM MADISON ST INTERSECTION TO THE LES PAUL PKWY & GENESEE RD (PRINTS 21-26)

OVERLASH	
EXISTING CABLE:	14 SMFO
EXISTING CABLE:	48 SMFO
NEW CABLE:	288 SMFO
NEW CABLE:	48 SMFO

91-05673	
ATTACHMENT NAME	ATTACHMENT HEIGHT
POWER	26' 9"
AT&T LONG LINE	24' 2"
WAUKESHA / EVERSTREAM	22' 2"

98-12818	
ATTACHMENT NAME	ATTACHMENT HEIGHT
POWER	27' 9"
AT&T LONG LINE	26' 6"
WAUKESHA / EVERSTREAM	23' 2"

92-01158	
ATTACHMENT NAME	ATTACHMENT HEIGHT
POWER	23' 8"
DRIP LOOP	23' 4"
AT&T LONG LINE	21' 3"
WAUKESHA / EVERSTREAM	19'

MIDSPAN 109	
ATTACHMENT NAME	MIDSPAN HEIGHT
POWER	23' 3"
AT&T LONG LINE	21' 6"
WAUKESHA / EVERSTREAM	19' 3"

MIDSPAN 136	
ATTACHMENT NAME	MIDSPAN HEIGHT
POWER	25' 1"
AT&T LONG LINE	23' 9"
WAUKESHA / EVERSTREAM	21' 1"

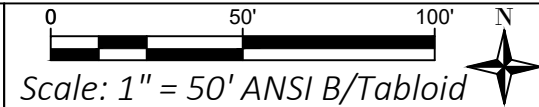
PULL THROUGH EXISTING CITY DUCT	
EXISTING DUCT SIZE:	2" SDR11
EXISTING CABLES IN DUCT:	14 SMFO / 48 SMFO
NEW CABLE IN DUCT:	288 SMFO
NEW CABLE IN DUCT:	48 SMFO

MIDSPAN 174	
ATTACHMENT NAME	MIDSPAN HEIGHT
POWER	20' 2"
AT&T LONG LINE	19' 10"
WAUKESHA / EVERSTREAM	16' 8"

AT POLE 92-01158 OVERLASH 3,543' ON CITY OF WAUKESHA & PLACE EVERSTREAM 288 SMFO & CITY 48 SMFO



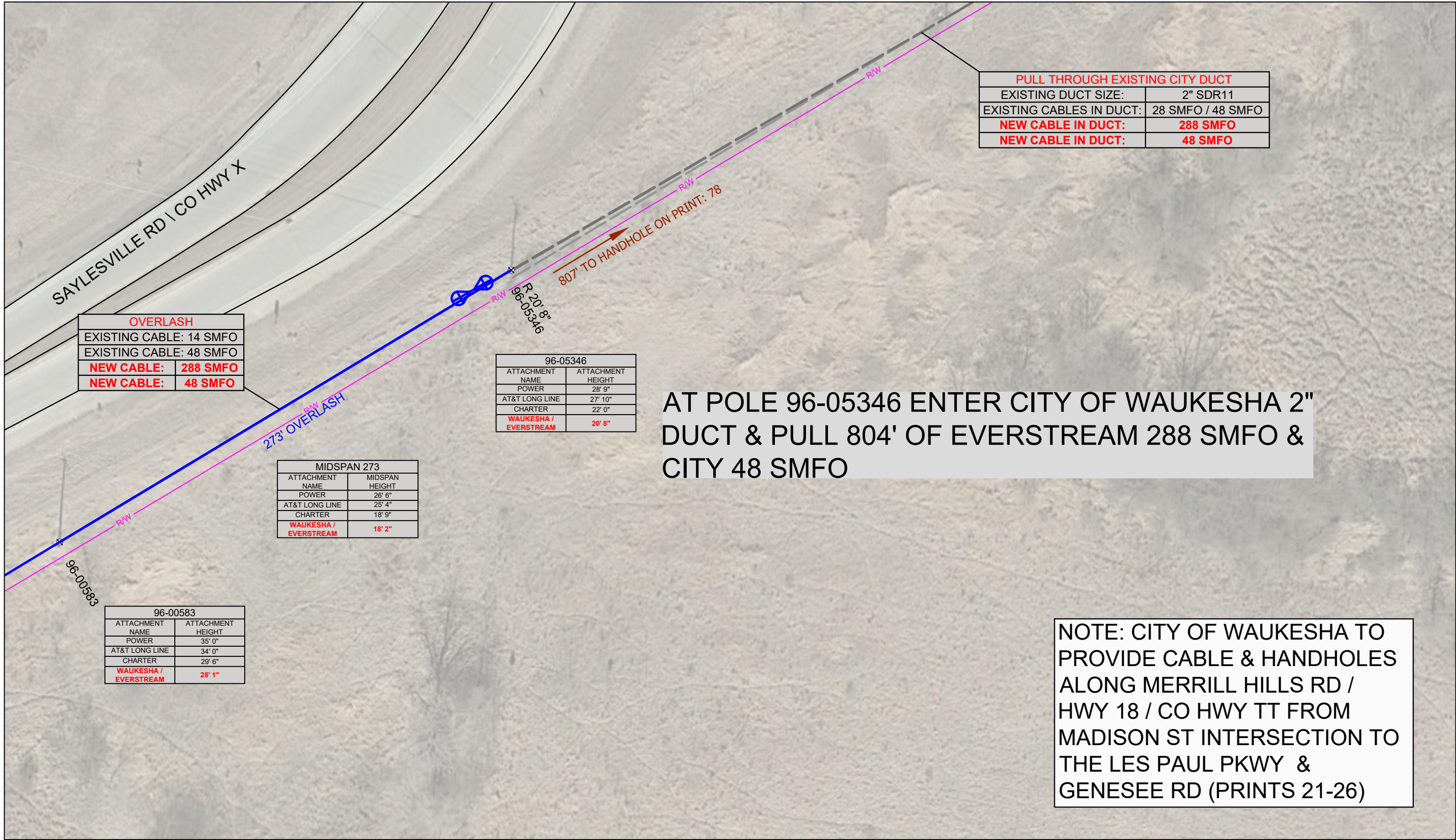
Multimedia Communications & Engineering, Inc.
 PO Box 11064 Green Bay, WI 54307
 P: 920.301.7900 | 877.870.6968



EVERSTREAM OVERALL EXHIBIT

Sheet Group:
1:50 Scaled Plans

Sheet ID:
25



PULL THROUGH EXISTING CITY DUCT	
EXISTING DUCT SIZE:	2" SDR11
EXISTING CABLES IN DUCT:	28 SMFO / 48 SMFO
NEW CABLE IN DUCT:	288 SMFO
NEW CABLE IN DUCT:	48 SMFO

OVERLASH	
EXISTING CABLE:	14 SMFO
EXISTING CABLE:	48 SMFO
NEW CABLE:	288 SMFO
NEW CABLE:	48 SMFO

96-05346	
ATTACHMENT NAME	ATTACHMENT HEIGHT
POWER	28' 9"
AT&T LONG LINE	27' 10"
CHARTER	22' 0"
WAUKESHA / EVERSTREAM	20' 8"

MIDSPAN 273	
ATTACHMENT NAME	MIDSPAN HEIGHT
POWER	26' 6"
AT&T LONG LINE	25' 4"
CHARTER	18' 9"
WAUKESHA / EVERSTREAM	18' 2"

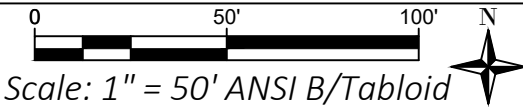
96-00583	
ATTACHMENT NAME	ATTACHMENT HEIGHT
POWER	35' 0"
AT&T LONG LINE	34' 0"
CHARTER	29' 6"
WAUKESHA / EVERSTREAM	28' 1"

AT POLE 96-05346 ENTER CITY OF WAUKESHA 2" DUCT & PULL 804' OF EVERSTREAM 288 SMFO & CITY 48 SMFO

NOTE: CITY OF WAUKESHA TO PROVIDE CABLE & HANDHOLES ALONG MERRILL HILLS RD / HWY 18 / CO HWY TT FROM MADISON ST INTERSECTION TO THE LES PAUL PKWY & GENESEE RD (PRINTS 21-26)



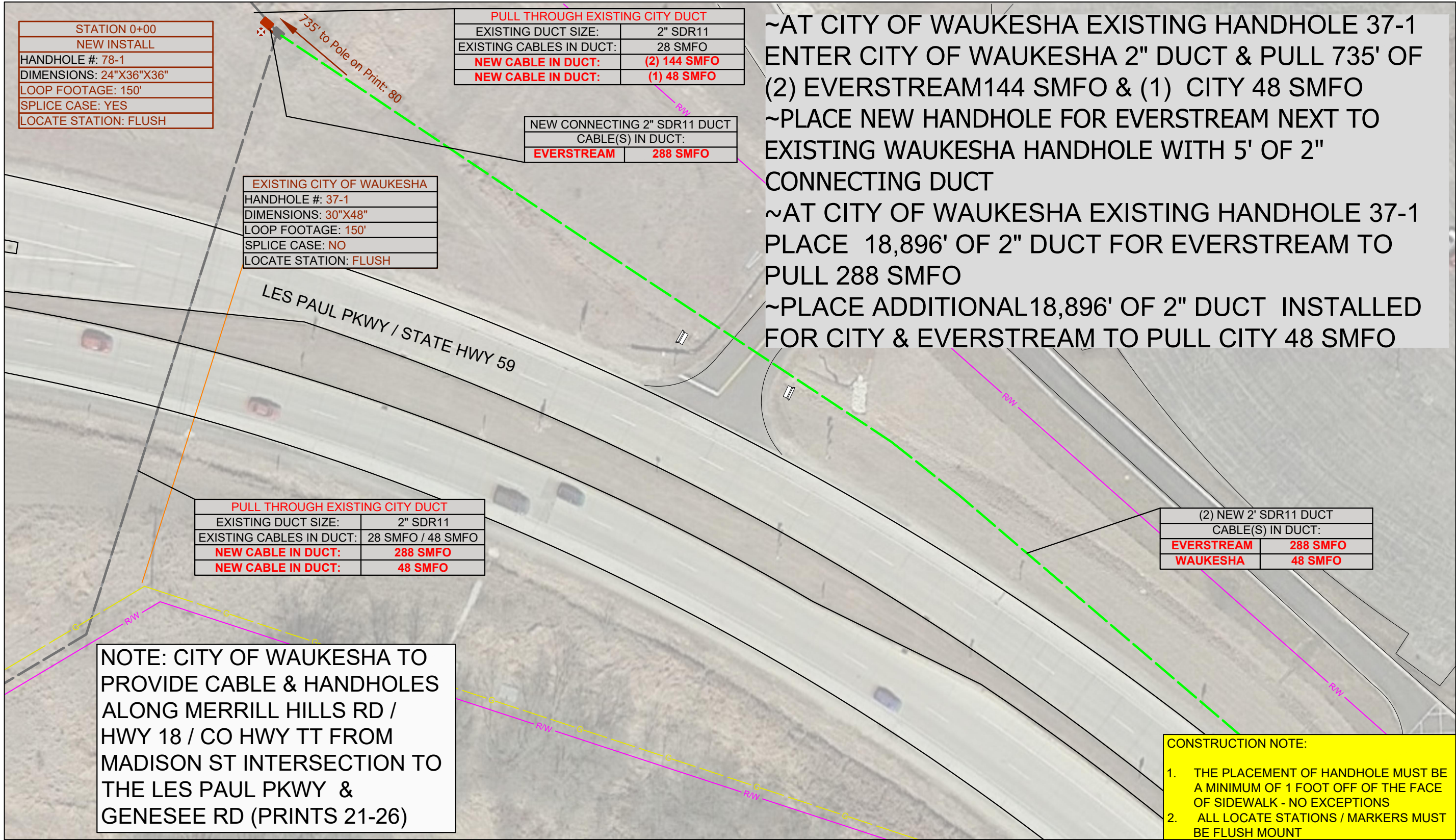
Multimedia Communications & Engineering, Inc.
 PO Box 11064 Green Bay, WI 54307
 P: 920.301.7900 | 877.870.6968



EVERSTREAM OVERALL EXHIBIT

Sheet Group:
1:50 Scaled Plans

Sheet ID:
26



STATION 0+00
NEW INSTALL
HANDHOLE #: 78-1
DIMENSIONS: 24"X36"X36"
LOOP FOOTAGE: 150'
SPLICE CASE: YES
LOCATE STATION: FLUSH

PULL THROUGH EXISTING CITY DUCT	
EXISTING DUCT SIZE:	2" SDR11
EXISTING CABLES IN DUCT:	28 SMFO
NEW CABLE IN DUCT:	(2) 144 SMFO
NEW CABLE IN DUCT:	(1) 48 SMFO

NEW CONNECTING 2" SDR11 DUCT	
CABLE(S) IN DUCT:	
EVERSTREAM	288 SMFO

EXISTING CITY OF WAUKESHA	
HANDHOLE #: 37-1	
DIMENSIONS: 30"X48"	
LOOP FOOTAGE: 150'	
SPLICE CASE: NO	
LOCATE STATION: FLUSH	

PULL THROUGH EXISTING CITY DUCT	
EXISTING DUCT SIZE:	2" SDR11
EXISTING CABLES IN DUCT:	28 SMFO / 48 SMFO
NEW CABLE IN DUCT:	288 SMFO
NEW CABLE IN DUCT:	48 SMFO

(2) NEW 2" SDR11 DUCT	
CABLE(S) IN DUCT:	
EVERSTREAM	288 SMFO
WAUKESHA	48 SMFO

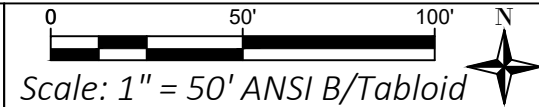
NOTE: CITY OF WAUKESHA TO PROVIDE CABLE & HANDHOLES ALONG MERRILL HILLS RD / HWY 18 / CO HWY TT FROM MADISON ST INTERSECTION TO THE LES PAUL PKWY & GENESEE RD (PRINTS 21-26)

~AT CITY OF WAUKESHA EXISTING HANDHOLE 37-1 ENTER CITY OF WAUKESHA 2" DUCT & PULL 735' OF (2) EVERSTREAM144 SMFO & (1) CITY 48 SMFO
 ~PLACE NEW HANDHOLE FOR EVERSTREAM NEXT TO EXISTING WAUKESHA HANDHOLE WITH 5' OF 2" CONNECTING DUCT
 ~AT CITY OF WAUKESHA EXISTING HANDHOLE 37-1 PLACE 18,896' OF 2" DUCT FOR EVERSTREAM TO PULL 288 SMFO
 ~PLACE ADDITIONAL 18,896' OF 2" DUCT INSTALLED FOR CITY & EVERSTREAM TO PULL CITY 48 SMFO

CONSTRUCTION NOTE:
 1. THE PLACEMENT OF HANDHOLE MUST BE A MINIMUM OF 1 FOOT OFF OF THE FACE OF SIDEWALK - NO EXCEPTIONS
 2. ALL LOCATE STATIONS / MARKERS MUST BE FLUSH MOUNT



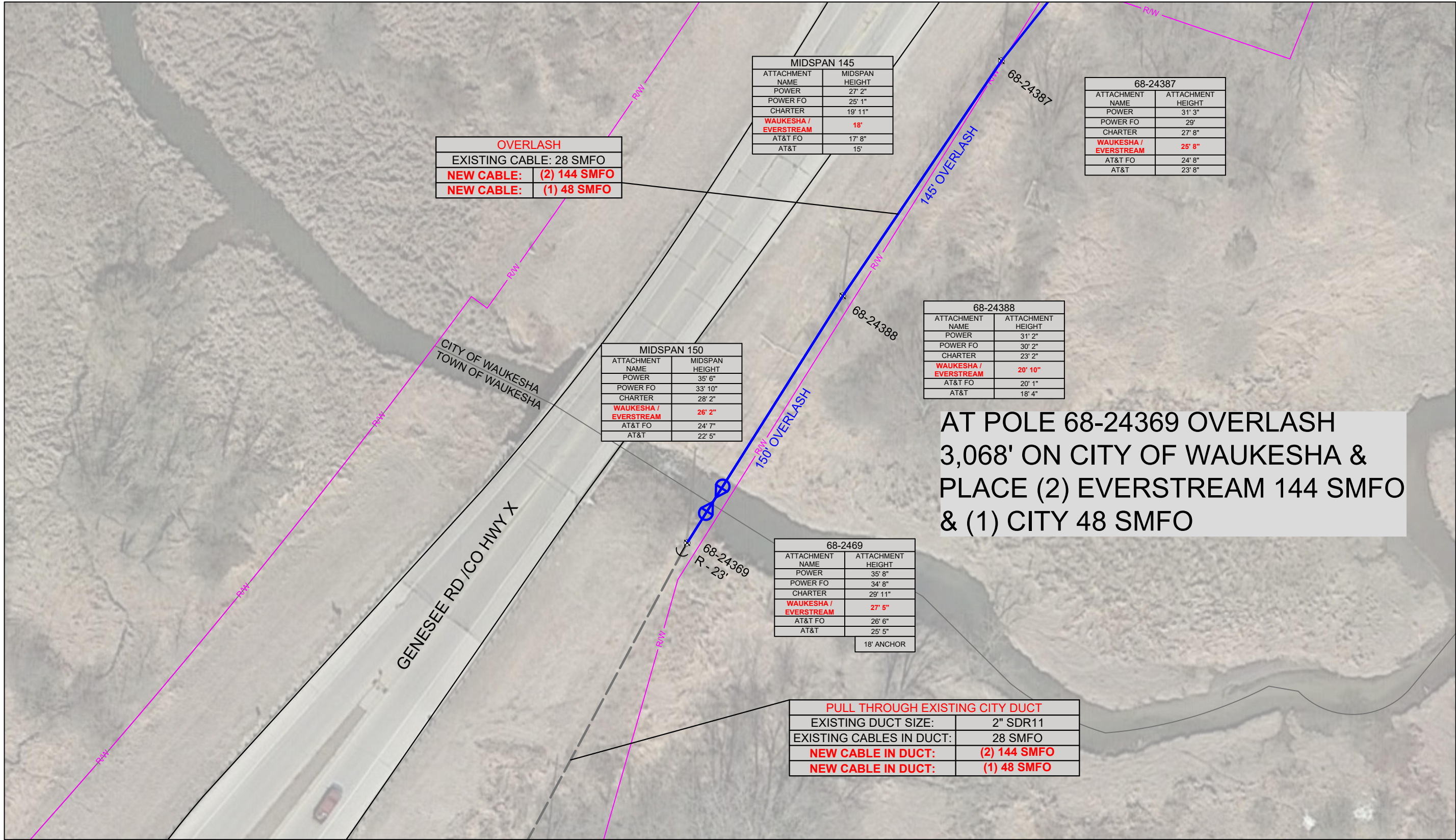
Multimedia Communications & Engineering, Inc.
 PO Box 11064 Green Bay, WI 54307
 P: 920.301.7900 | 877.870.6968



EVERSTREAM
 OVERALL EXHIBIT

Sheet Group:
 1:50 Scaled Plans

Sheet ID:
 27



OVERLASH	
EXISTING CABLE:	28 SMFO
NEW CABLE:	(2) 144 SMFO
NEW CABLE:	(1) 48 SMFO

MIDSPAN 145	
ATTACHMENT NAME	MIDSPAN HEIGHT
POWER	27' 2"
POWER FO	25' 1"
CHARTER	19' 11"
WAUKESHA / EVERSTREAM	18"
AT&T FO	17' 8"
AT&T	15'

68-24387	
ATTACHMENT NAME	ATTACHMENT HEIGHT
POWER	31' 3"
POWER FO	29'
CHARTER	27' 8"
WAUKESHA / EVERSTREAM	25' 8"
AT&T FO	24' 8"
AT&T	23' 8"

MIDSPAN 150	
ATTACHMENT NAME	MIDSPAN HEIGHT
POWER	35' 6"
POWER FO	33' 10"
CHARTER	28' 2"
WAUKESHA / EVERSTREAM	26' 2"
AT&T FO	24' 7"
AT&T	22' 5"

68-24388	
ATTACHMENT NAME	ATTACHMENT HEIGHT
POWER	31' 2"
POWER FO	30' 2"
CHARTER	23' 2"
WAUKESHA / EVERSTREAM	20' 10"
AT&T FO	20' 1"
AT&T	18' 4"

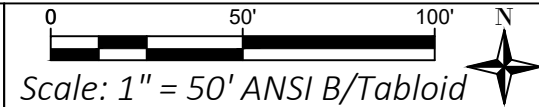
**AT POLE 68-24369 OVERLASH
3,068' ON CITY OF WAUKESHA &
PLACE (2) EVERSTREAM 144 SMFO
& (1) CITY 48 SMFO**

68-2469	
ATTACHMENT NAME	ATTACHMENT HEIGHT
POWER	35' 8"
POWER FO	34' 8"
CHARTER	29' 11"
WAUKESHA / EVERSTREAM	27' 5"
AT&T FO	26' 6"
AT&T	25' 5"
18' ANCHOR	

PULL THROUGH EXISTING CITY DUCT	
EXISTING DUCT SIZE:	2" SDR11
EXISTING CABLES IN DUCT:	28 SMFO
NEW CABLE IN DUCT:	(2) 144 SMFO
NEW CABLE IN DUCT:	(1) 48 SMFO



Multimedia Communications & Engineering, Inc.
PO Box 11064 Green Bay, WI 54307
P: 920.301.7900 | 877.870.6968

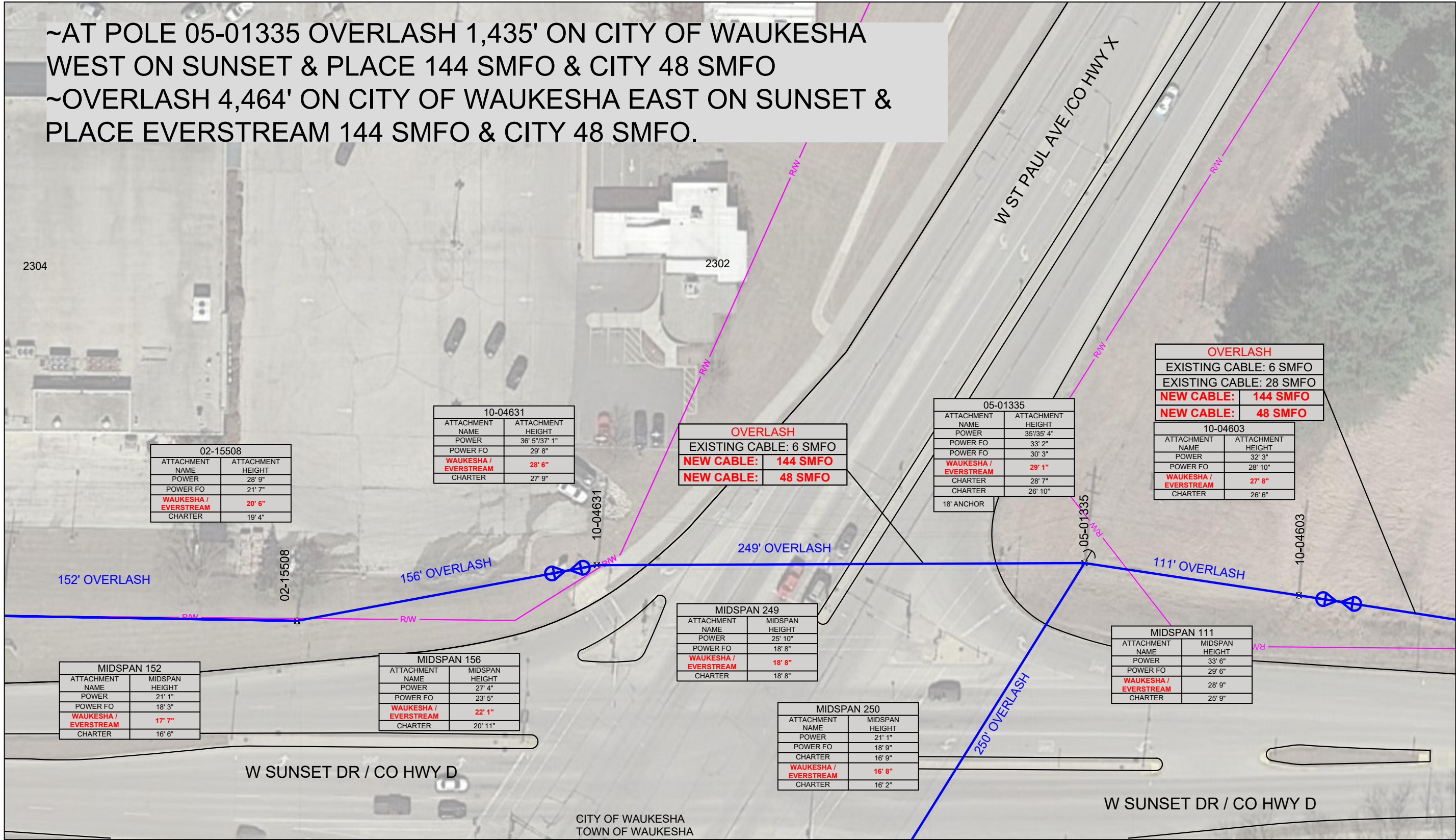


**EVERSTREAM
OVERALL EXHIBIT**

Sheet Group:
1:50 Scaled Plans

Sheet ID:
28

~AT POLE 05-01335 OVERLASH 1,435' ON CITY OF WAUKESHA WEST ON SUNSET & PLACE 144 SMFO & CITY 48 SMFO
 ~OVERLASH 4,464' ON CITY OF WAUKESHA EAST ON SUNSET & PLACE EVERSTREAM 144 SMFO & CITY 48 SMFO.



02-15508	
ATTACHMENT NAME	ATTACHMENT HEIGHT
POWER	28' 9"
POWER FO	21' 7"
WAUKESHA / EVERSTREAM	20' 6"
CHARTER	19' 4"

10-04631	
ATTACHMENT NAME	ATTACHMENT HEIGHT
POWER	36' 5" / 37' 1"
POWER FO	29' 8"
WAUKESHA / EVERSTREAM	28' 6"
CHARTER	27' 9"

OVERLASH	
EXISTING CABLE:	6 SMFO
NEW CABLE:	144 SMFO
NEW CABLE:	48 SMFO

05-01335	
ATTACHMENT NAME	ATTACHMENT HEIGHT
POWER	35' / 35' 4"
POWER FO	33' 2"
POWER FO	30' 3"
WAUKESHA / EVERSTREAM	29' 1"
CHARTER	28' 7"
CHARTER	26' 10"
18' ANCHOR	

OVERLASH	
EXISTING CABLE:	6 SMFO
EXISTING CABLE:	28 SMFO
NEW CABLE:	144 SMFO
NEW CABLE:	48 SMFO

10-04603	
ATTACHMENT NAME	ATTACHMENT HEIGHT
POWER	32' 3"
POWER FO	28' 10"
WAUKESHA / EVERSTREAM	27' 8"
CHARTER	26' 6"

152' OVERLASH

156' OVERLASH

249' OVERLASH

111' OVERLASH

MIDSPAN 152	
ATTACHMENT NAME	MIDSPAN HEIGHT
POWER	21' 1"
POWER FO	18' 3"
WAUKESHA / EVERSTREAM	17' 7"
CHARTER	16' 6"

MIDSPAN 156	
ATTACHMENT NAME	MIDSPAN HEIGHT
POWER	27' 4"
POWER FO	23' 5"
WAUKESHA / EVERSTREAM	22' 1"
CHARTER	20' 11"

MIDSPAN 249	
ATTACHMENT NAME	MIDSPAN HEIGHT
POWER	25' 10"
POWER FO	18' 8"
WAUKESHA / EVERSTREAM	18' 8"
CHARTER	18' 8"

MIDSPAN 250	
ATTACHMENT NAME	MIDSPAN HEIGHT
POWER	21' 1"
POWER FO	18' 9"
CHARTER	16' 9"
WAUKESHA / EVERSTREAM	16' 8"
CHARTER	16' 2"

MIDSPAN 111	
ATTACHMENT NAME	MIDSPAN HEIGHT
POWER	33' 6"
POWER FO	29' 6"
WAUKESHA / EVERSTREAM	28' 9"
CHARTER	25' 9"

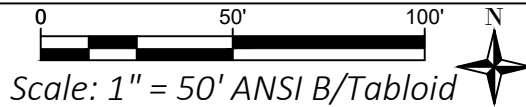
W SUNSET DR / CO HWY D

W SUNSET DR / CO HWY D

CITY OF WAUKESHA
TOWN OF WAUKESHA



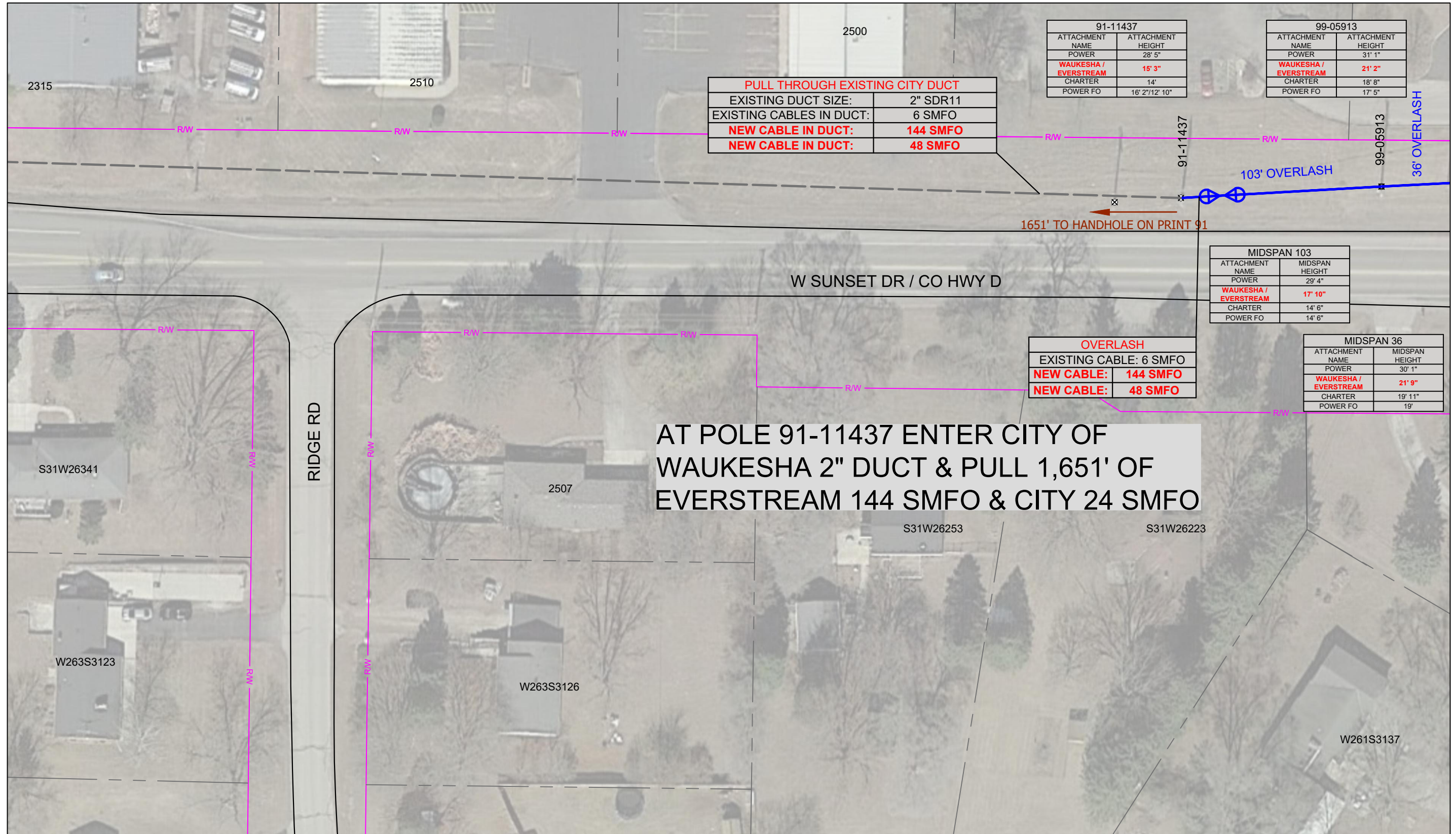
Multimedia Communications & Engineering, Inc.
 PO Box 11064 Green Bay, WI 54307
 P: 920.301.7900 | 877.870.6968



EVERSTREAM
OVERALL EXHIBIT

Sheet Group:
1:50 Scaled Plans

Sheet ID:
29



PULL THROUGH EXISTING CITY DUCT	
EXISTING DUCT SIZE:	2" SDR11
EXISTING CABLES IN DUCT:	6 SMFO
NEW CABLE IN DUCT:	144 SMFO
NEW CABLE IN DUCT:	48 SMFO

91-11437	
ATTACHMENT NAME	ATTACHMENT HEIGHT
POWER	28' 5"
WAUKESHA / EVERSTREAM	15' 3"
CHARTER	14'
POWER FO	16' 2"/12' 10"

99-05913	
ATTACHMENT NAME	ATTACHMENT HEIGHT
POWER	31' 1"
WAUKESHA / EVERSTREAM	21' 2"
CHARTER	18' 8"
POWER FO	17' 5"

MIDSPAN 103	
ATTACHMENT NAME	MIDSPAN HEIGHT
POWER	29' 4"
WAUKESHA / EVERSTREAM	17' 10"
CHARTER	14' 6"
POWER FO	14' 6"

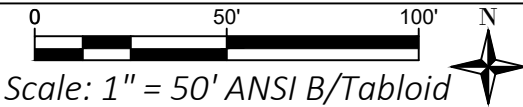
OVERLASH	
EXISTING CABLE:	6 SMFO
NEW CABLE:	144 SMFO
NEW CABLE:	48 SMFO

MIDSPAN 36	
ATTACHMENT NAME	MIDSPAN HEIGHT
POWER	30' 1"
WAUKESHA / EVERSTREAM	21' 9"
CHARTER	19' 11"
POWER FO	19'

AT POLE 91-11437 ENTER CITY OF WAUKESHA 2" DUCT & PULL 1,651' OF EVERSTREAM 144 SMFO & CITY 24 SMFO



Multimedia Communications & Engineering, Inc.
 PO Box 11064 Green Bay, WI 54307
 P: 920.301.7900 | 877.870.6968



EVERSTREAM
 OVERALL EXHIBIT

Sheet Group:
 1:50 Scaled Plans

Sheet ID:
 30


~PLACE NEW HANDHOLE FOR CITY OF WAUKESHA & A SECOND HANDHOLE 2' OFF FOR EVERSTREAM
 ~AT NEW HANDHOLE PLACE 279' OF 1.25" DUCT FOR ONLY EVERSTREAM TO PLACE 48 SMFO TO TOWER AT 2211 BADGER CT

STATIONING 0+00 (2) NEW INSTALLATIONS	
HANDHOLE #	ES91-1/WA91-1
DIMENSIONS:	24X36X36
LOOP FOOTAGE	150
SPLICE CASE	YES
LOCATE STATION	FLUSH

STATION 2+79 NEW INSTALL	
HANDHOLE #:	92-1
DIMENSIONS:	24"X36"X36"
LOOP FOOTAGE:	150'
SPLICE CASE:	NO
LOCATE STATION:	FLUSH

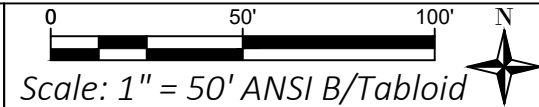
NEW 1.25" SDR11 DUCT CABLE(S) IN DUCT:	
EVERSTREAM	48 SMFO

PULL THROUGH EXISTING CITY DUCT	
EXISTING DUCT SIZE:	2" SDR11
EXISTING CABLES IN DUCT:	6 SMFO
NEW CABLE IN DUCT:	144 SMFO
NEW CABLE IN DUCT:	48 SMFO

 = SPLICE LOCATION FOR PRE-BUILD



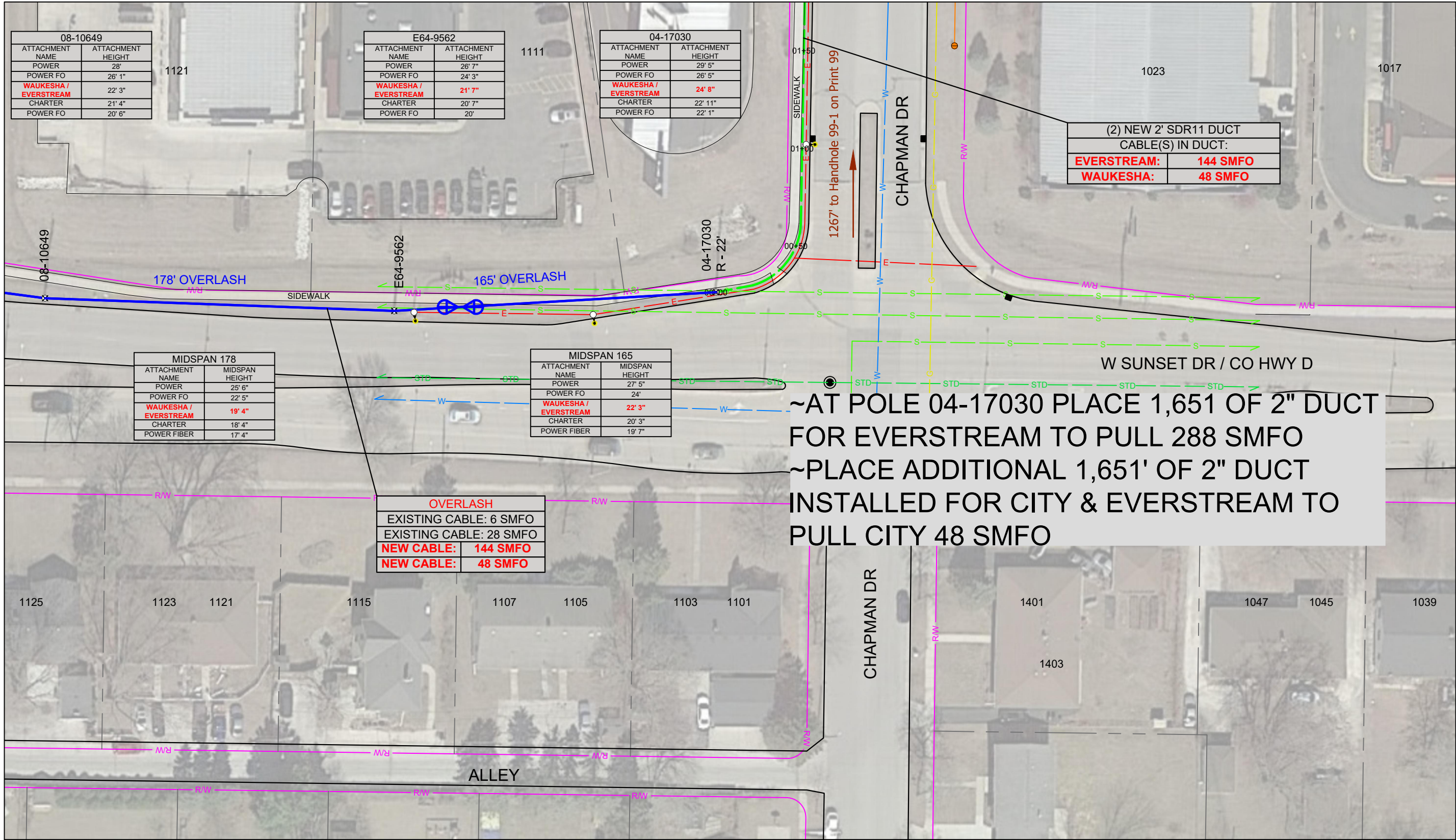
Multimedia Communications & Engineering, Inc.
 PO Box 11064 Green Bay, WI 54307
 P: 920.301.7900 | 877.870.6968



EVERSTREAM
 OVERALL EXHIBIT

Sheet Group:
 1:50 Scaled Plans

Sheet ID:
31



08-10649	
ATTACHMENT NAME	ATTACHMENT HEIGHT
POWER	28'
POWER FO	26' 1"
WAUKESHA / EVERSTREAM	22' 3"
CHARTER	21' 4"
POWER FO	20' 6"

E64-9562	
ATTACHMENT NAME	ATTACHMENT HEIGHT
POWER	26' 7"
POWER FO	24' 3"
WAUKESHA / EVERSTREAM	21' 7"
CHARTER	20' 7"
POWER FO	20'

04-17030	
ATTACHMENT NAME	ATTACHMENT HEIGHT
POWER	29' 5"
POWER FO	26' 5"
WAUKESHA / EVERSTREAM	24' 8"
CHARTER	22' 11"
POWER FO	22' 1"

(2) NEW 2' SDR11 DUCT	
CABLE(S) IN DUCT:	
EVERSTREAM:	144 SMFO
WAUKESHA:	48 SMFO

MIDSPAN 178	
ATTACHMENT NAME	MIDSPAN HEIGHT
POWER	25' 6"
POWER FO	22' 5"
WAUKESHA / EVERSTREAM	19' 4"
CHARTER	18' 4"
POWER FIBER	17' 4"

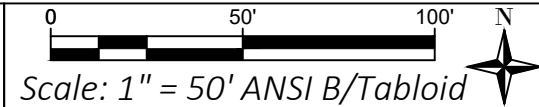
MIDSPAN 165	
ATTACHMENT NAME	MIDSPAN HEIGHT
POWER	27' 5"
POWER FO	24'
WAUKESHA / EVERSTREAM	22' 3"
CHARTER	20' 3"
POWER FIBER	19' 7"

OVERLASH	
EXISTING CABLE:	6 SMFO
EXISTING CABLE:	28 SMFO
NEW CABLE:	144 SMFO
NEW CABLE:	48 SMFO

~AT POLE 04-17030 PLACE 1,651 OF 2" DUCT FOR EVERSTREAM TO PULL 288 SMFO
 ~PLACE ADDITIONAL 1,651' OF 2" DUCT INSTALLED FOR CITY & EVERSTREAM TO PULL CITY 48 SMFO



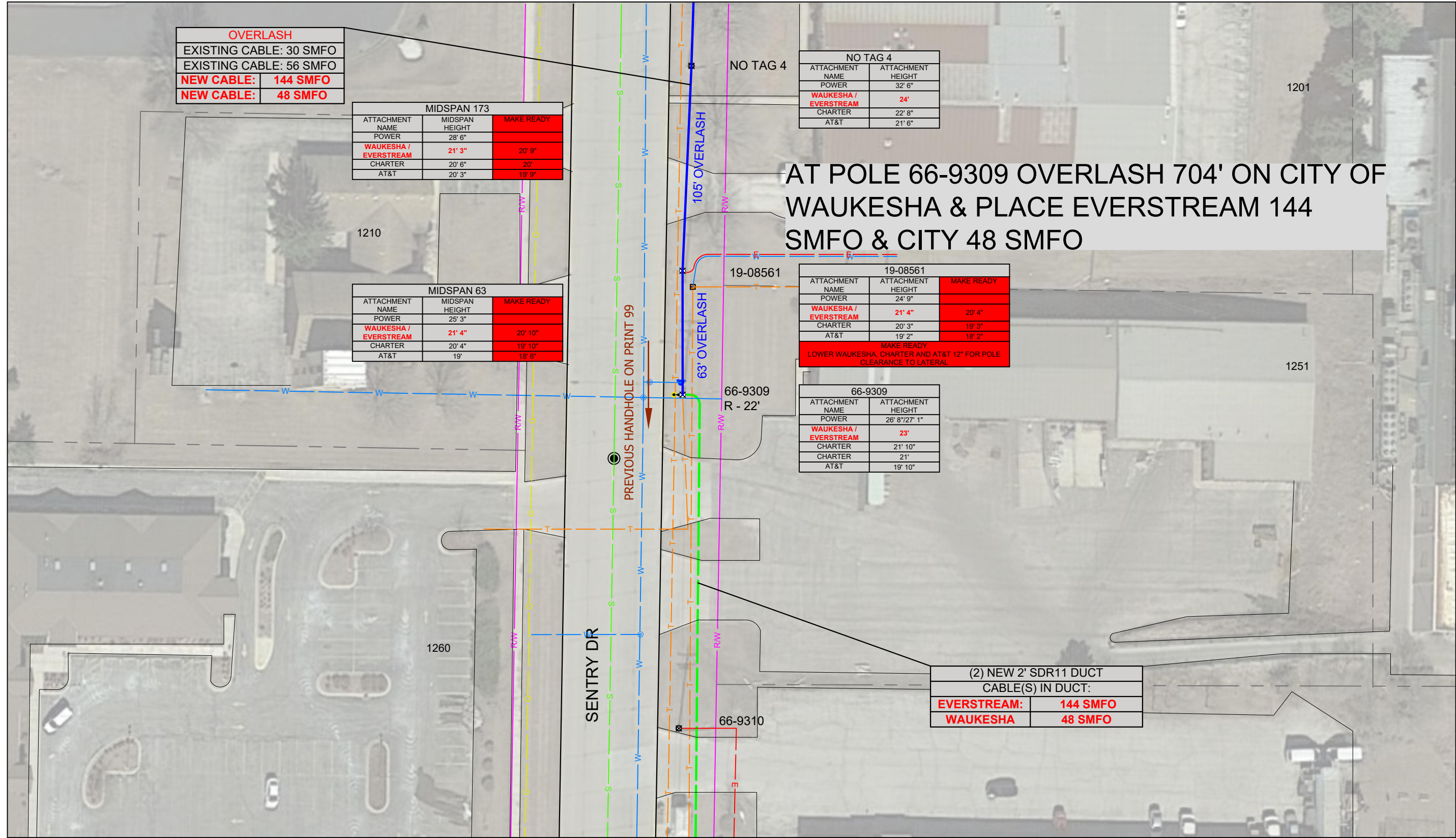
Multimedia Communications & Engineering, Inc.
 PO Box 11064 Green Bay, WI 54307
 P: 920.301.7900 | 877.870.6968



EVERSTREAM
 OVERALL EXHIBIT

Sheet Group:
 1:50 Scaled Plans

Sheet ID:
 32



OVERLASH	
EXISTING CABLE:	30 SMFO
EXISTING CABLE:	56 SMFO
NEW CABLE:	144 SMFO
NEW CABLE:	48 SMFO

MIDSPAN 173		
ATTACHMENT NAME	MIDSPAN HEIGHT	MAKE READY
POWER	28' 6"	
WAUKESHA / EVERSTREAM	21' 3"	20' 9"
CHARTER	20' 6"	20'
AT&T	20' 3"	19' 9"

MIDSPAN 63		
ATTACHMENT NAME	MIDSPAN HEIGHT	MAKE READY
POWER	25' 3"	
WAUKESHA / EVERSTREAM	21' 4"	20' 10"
CHARTER	20' 4"	19' 10"
AT&T	19'	18' 6"

NO TAG 4	
ATTACHMENT NAME	ATTACHMENT HEIGHT
POWER	32' 6"
WAUKESHA / EVERSTREAM	24'
CHARTER	22' 8"
AT&T	21' 6"

AT POLE 66-9309 OVERLASH 704' ON CITY OF WAUKESHA & PLACE EVERSTREAM 144 SMFO & CITY 48 SMFO

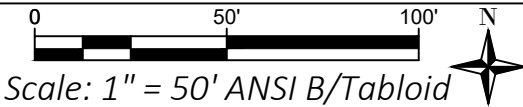
19-08561		
ATTACHMENT NAME	ATTACHMENT HEIGHT	MAKE READY
POWER	24' 9"	
WAUKESHA / EVERSTREAM	21' 4"	20' 4"
CHARTER	20' 3"	19' 3"
AT&T	19' 2"	18' 2"
MAKE READY LOWER WAUKESHA, CHARTER AND AT&T 12" FOR POLE CLEARANCE TO LATERAL		

66-9309	
ATTACHMENT NAME	ATTACHMENT HEIGHT
POWER	26' 8"/27' 1"
WAUKESHA / EVERSTREAM	23'
CHARTER	21' 10"
CHARTER	21'
AT&T	19' 10"

(2) NEW 2" SDR11 DUCT	
CABLE(S) IN DUCT:	
EVERSTREAM:	144 SMFO
WAUKESHA	48 SMFO



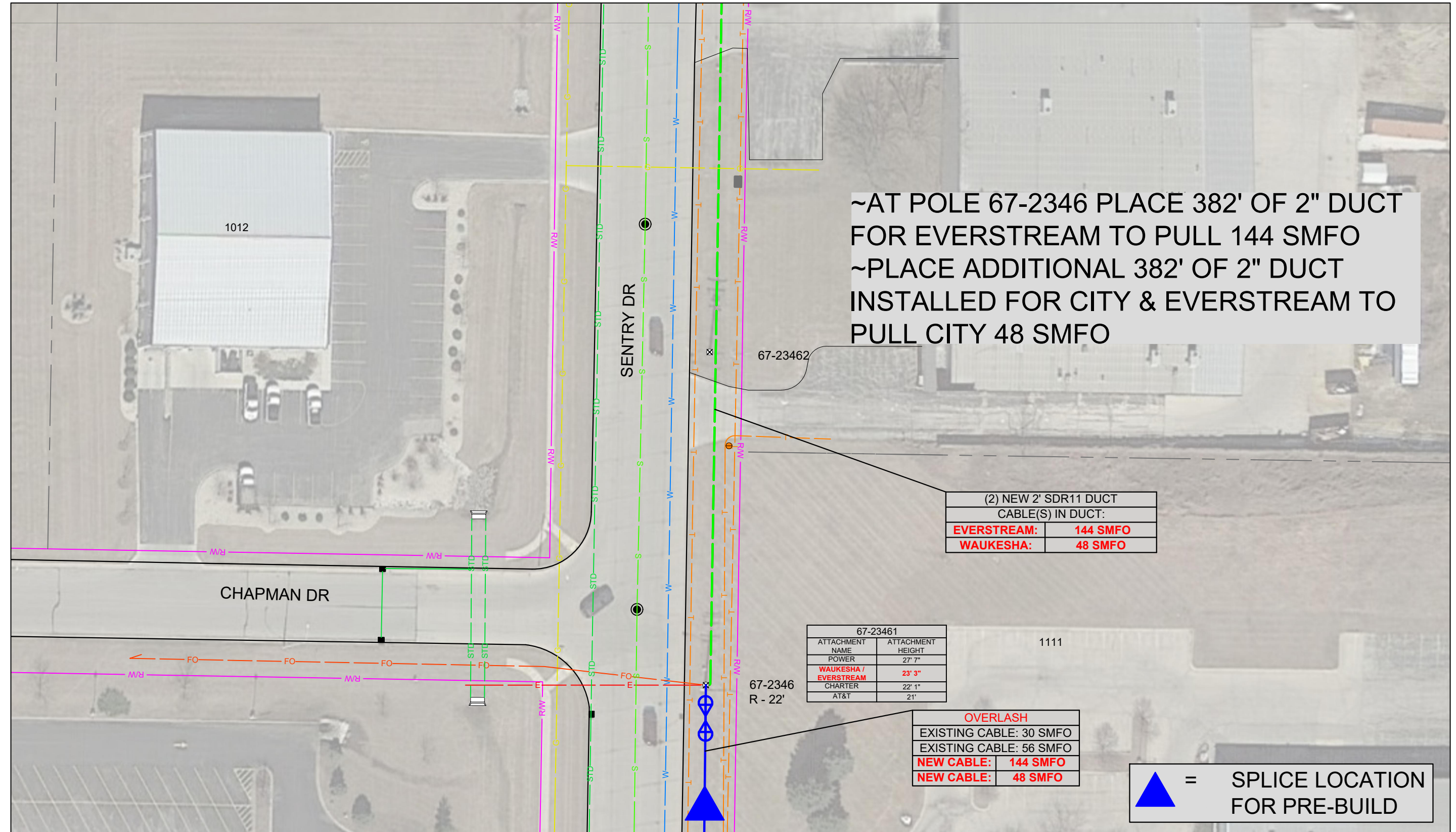
Multimedia Communications & Engineering, Inc.
 PO Box 11064 Green Bay, WI 54307
 P: 920.301.7900 | 877.870.6968



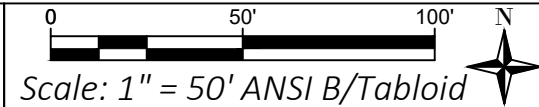
EVERSTREAM OVERALL EXHIBIT

Sheet Group:
1:50 Scaled Plans

Sheet ID:
33



Multimedia Communications & Engineering, Inc.
 PO Box 11064 Green Bay, WI 54307
 P: 920.301.7900 | 877.870.6968



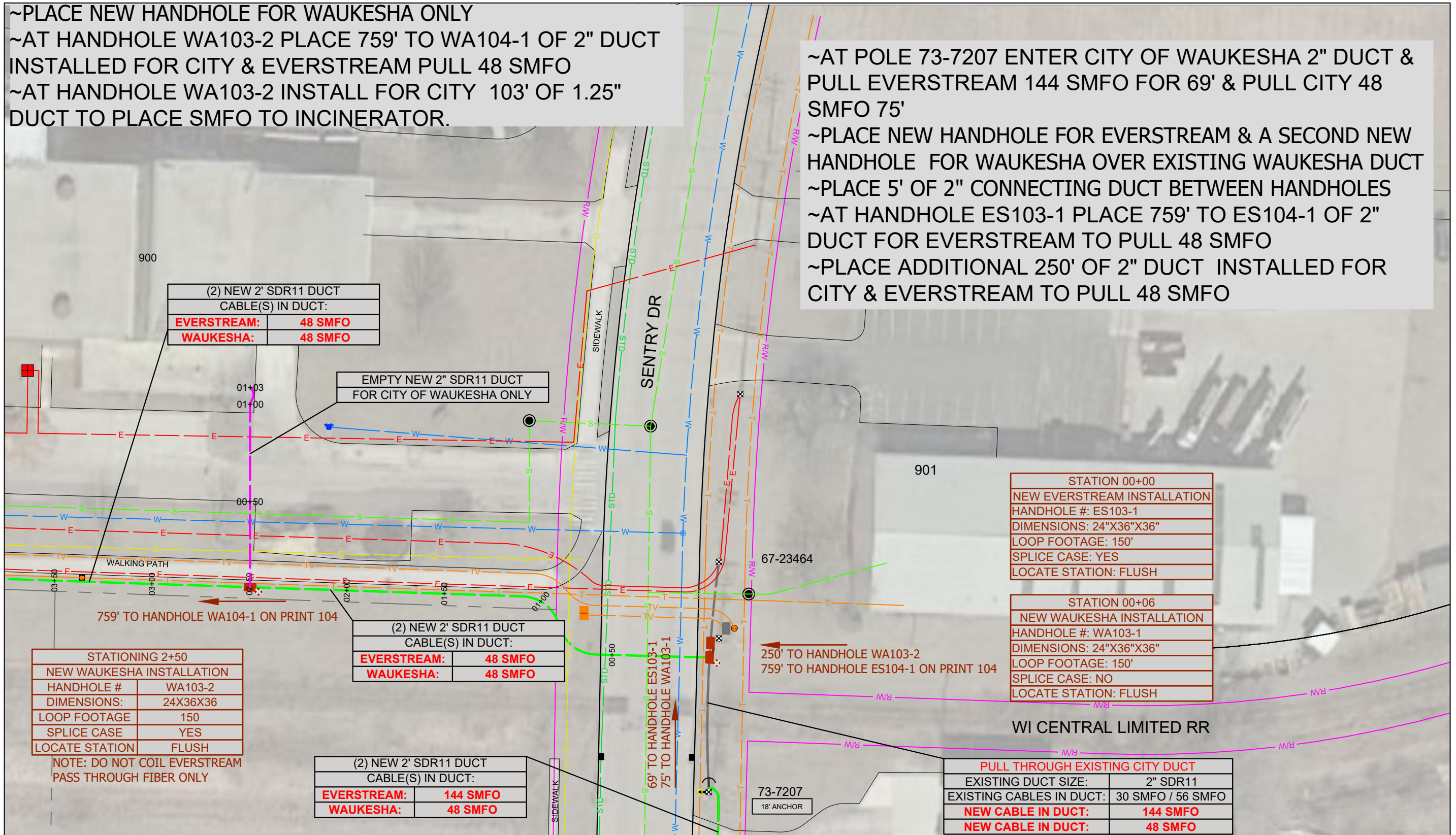
EVERSTREAM
 OVERALL EXHIBIT

Sheet Group:
 1:50 Scaled Plans

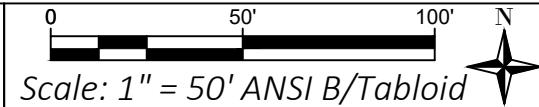
Sheet ID:
 34

~PLACE NEW HANDHOLE FOR WAUKESHA ONLY
 ~AT HANDHOLE WA103-2 PLACE 759' TO WA104-1 OF 2" DUCT
 INSTALLED FOR CITY & EVERSTREAM PULL 48 SMFO
 ~AT HANDHOLE WA103-2 INSTALL FOR CITY 103' OF 1.25"
 DUCT TO PLACE SMFO TO INCINERATOR.

~AT POLE 73-7207 ENTER CITY OF WAUKESHA 2" DUCT &
 PULL EVERSTREAM 144 SMFO FOR 69' & PULL CITY 48
 SMFO 75'
 ~PLACE NEW HANDHOLE FOR EVERSTREAM & A SECOND NEW
 HANDHOLE FOR WAUKESHA OVER EXISTING WAUKESHA DUCT
 ~PLACE 5' OF 2" CONNECTING DUCT BETWEEN HANDHOLES
 ~AT HANDHOLE ES103-1 PLACE 759' TO ES104-1 OF 2"
 DUCT FOR EVERSTREAM TO PULL 48 SMFO
 ~PLACE ADDITIONAL 250' OF 2" DUCT INSTALLED FOR
 CITY & EVERSTREAM TO PULL 48 SMFO



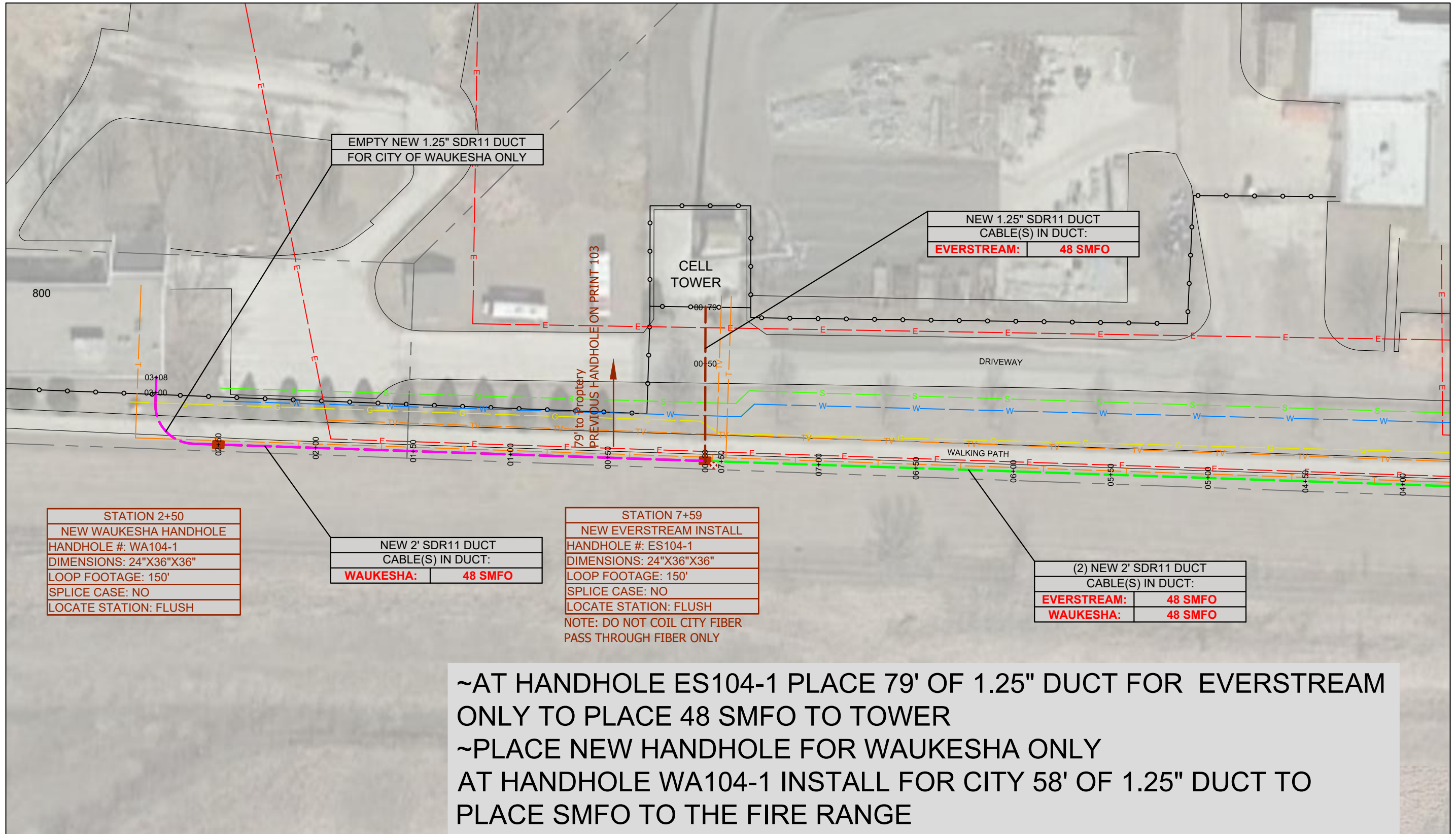
Multimedia Communications & Engineering, Inc.
 PO Box 11064 Green Bay, WI 54307
 P: 920.301.7900 | 877.870.6968



EVERSTREAM
 OVERALL EXHIBIT

Sheet Group:
 1:50 Scaled Plans

Sheet ID:
 35



STATION 2+50
NEW WAUKESHA HANDHOLE
HANDHOLE #: WA104-1
DIMENSIONS: 24"X36"X36"
LOOP FOOTAGE: 150'
SPLICE CASE: NO
LOCATE STATION: FLUSH

NEW 2' SDR11 DUCT
CABLE(S) IN DUCT:
WAUKESHA: 48 SMFO

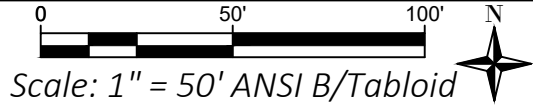
STATION 7+59
NEW EVERSTREAM INSTALL
HANDHOLE #: ES104-1
DIMENSIONS: 24"X36"X36"
LOOP FOOTAGE: 150'
SPLICE CASE: NO
LOCATE STATION: FLUSH
NOTE: DO NOT COIL CITY FIBER PASS THROUGH FIBER ONLY

(2) NEW 2' SDR11 DUCT
CABLE(S) IN DUCT:
EVERSTREAM: 48 SMFO
WAUKESHA: 48 SMFO

~AT HANDHOLE ES104-1 PLACE 79' OF 1.25" DUCT FOR EVERSTREAM ONLY TO PLACE 48 SMFO TO TOWER
 ~PLACE NEW HANDHOLE FOR WAUKESHA ONLY AT HANDHOLE WA104-1 INSTALL FOR CITY 58' OF 1.25" DUCT TO PLACE SMFO TO THE FIRE RANGE



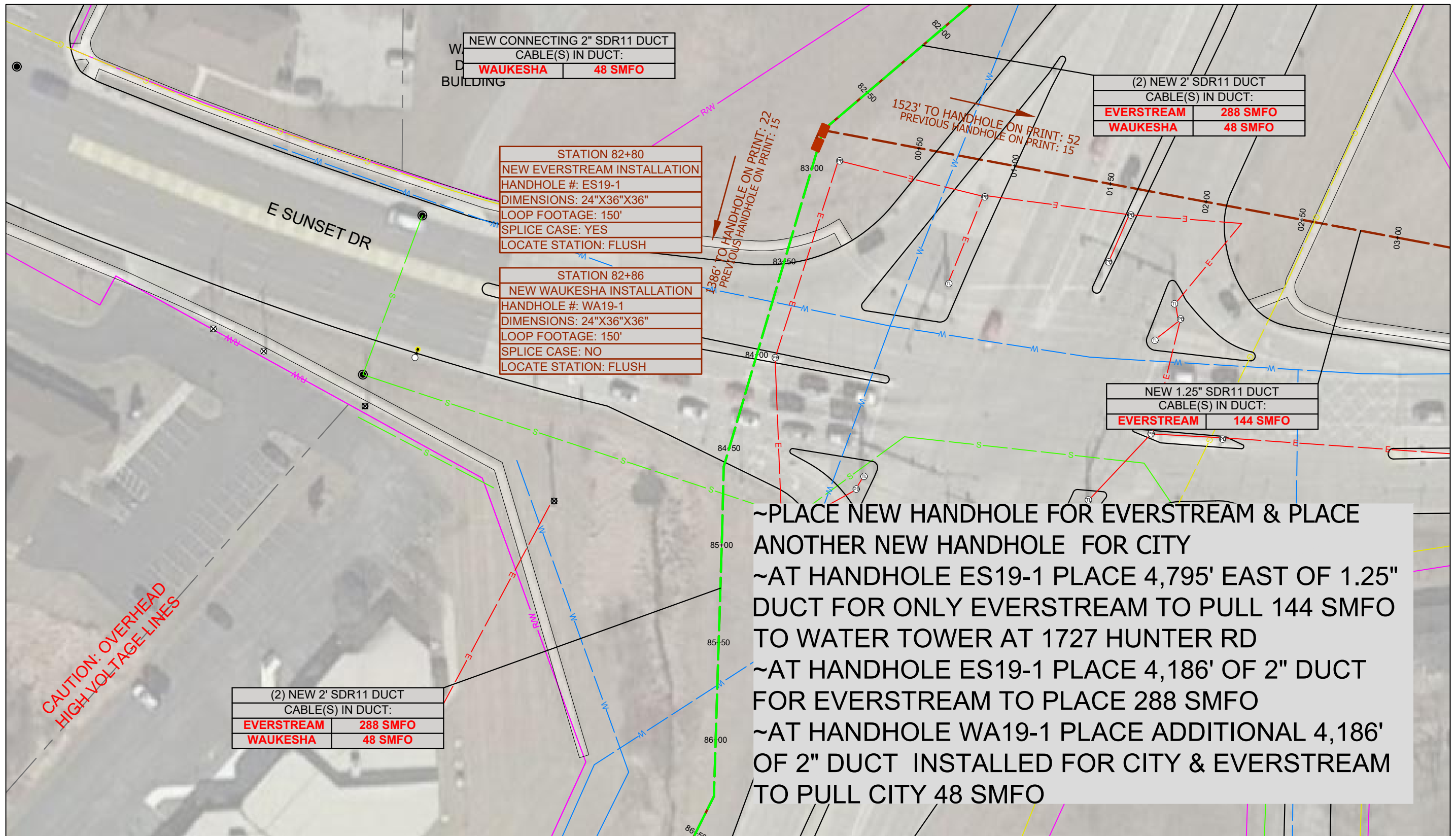
Multimedia Communications & Engineering, Inc.
 PO Box 11064 Green Bay, WI 54307
 P: 920.301.7900 | 877.870.6968



EVERSTREAM
 OVERALL EXHIBIT

Sheet Group:
 1:50 Scaled Plans

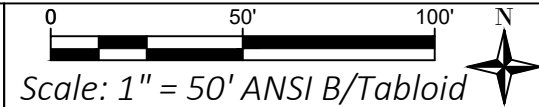
Sheet ID:
36



~PLACE NEW HANDHOLE FOR EVERSTREAM & PLACE ANOTHER NEW HANDHOLE FOR CITY
 ~AT HANDHOLE ES19-1 PLACE 4,795' EAST OF 1.25" DUCT FOR ONLY EVERSTREAM TO PULL 144 SMFO TO WATER TOWER AT 1727 HUNTER RD
 ~AT HANDHOLE ES19-1 PLACE 4,186' OF 2" DUCT FOR EVERSTREAM TO PLACE 288 SMFO
 ~AT HANDHOLE WA19-1 PLACE ADDITIONAL 4,186' OF 2" DUCT INSTALLED FOR CITY & EVERSTREAM TO PULL CITY 48 SMFO



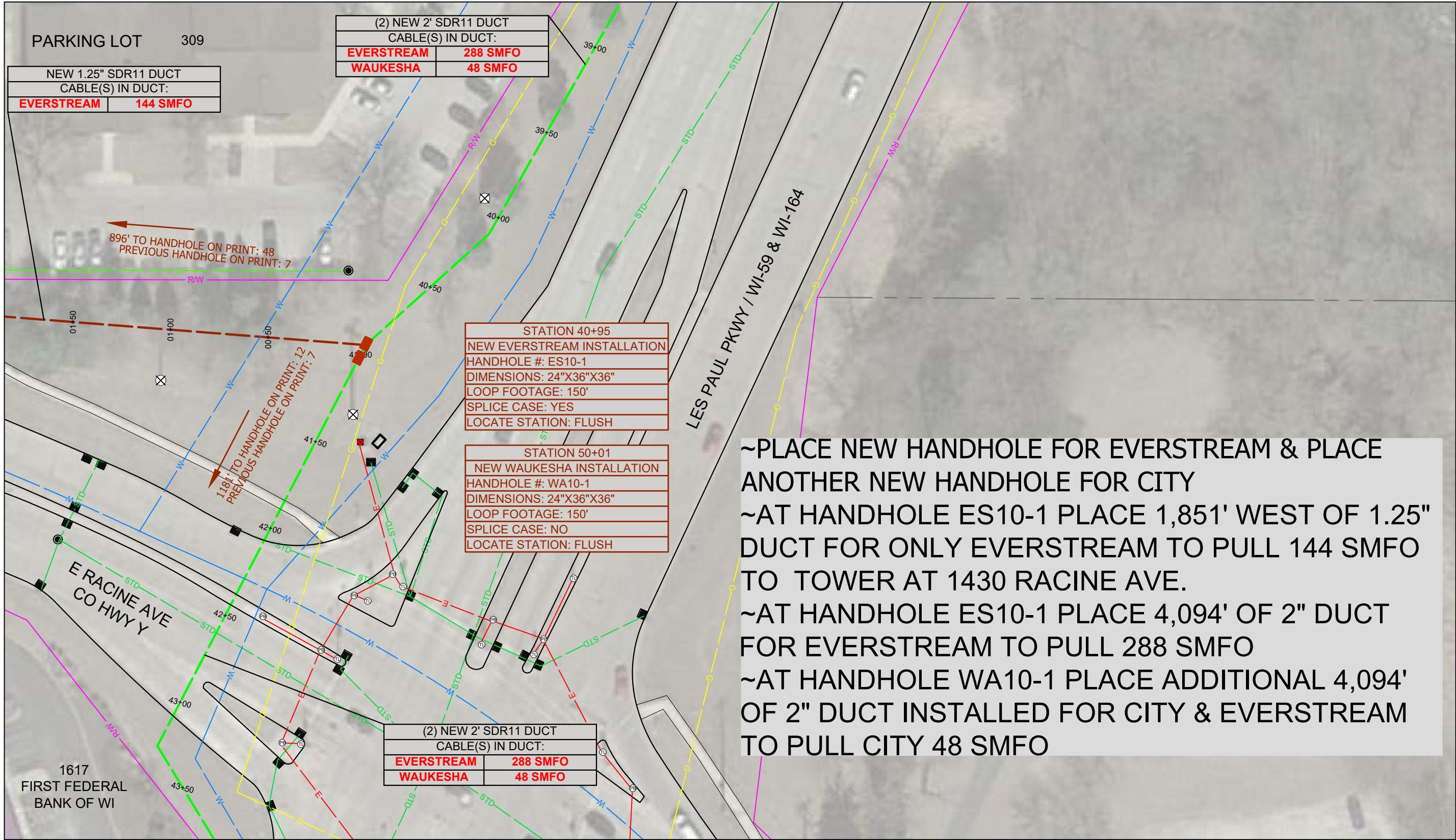
Multimedia Communications & Engineering, Inc.
 PO Box 11064 Green Bay, WI 54307
 P: 920.301.7900 | 877.870.6968



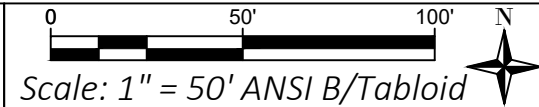
EVERSTREAM
 OVERALL EXHIBIT

Sheet Group:
 1:50 Scaled Plans

Sheet ID:
37



Multimedia Communications & Engineering, Inc.
 PO Box 11064 Green Bay, WI 54307
 P: 920.301.7900 | 877.870.6968



EVERSTREAM
 OVERALL EXHIBIT

Sheet Group:
 1:50 Scaled Plans

Sheet ID:
 38

STATIONING 00+00	
EXISTING CITY OF WAUKESHA	
HANDHOLE #	1-1
DIMENSIONS:	36X60X36
LOOP FOOTAGE	150
SPLICE CASE	YES
LOCATE STATION	FLUSH



1837' TO HANDHOLE ON PRINT:4

PEARL ST

PEARL ST

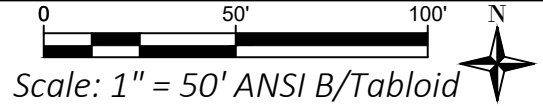
LES PAUL PKWY / WI-59 & WI-164

(1) 2" SDR11 DUCT
CABLE(S) IN DUCT:
EVERSTREAM (1) 288 SMFO

 = SPLICE LOCATION FOR PRE-BUILD



Multimedia Communications & Engineering, Inc.
 PO Box 11064 Green Bay, WI 54307
 P: 920.301.7900 | 877.870.6968



EVERSTREAM
 OVERALL EXHIBIT

Sheet Group:
 1:50 Scaled Plans

Sheet ID:
 39