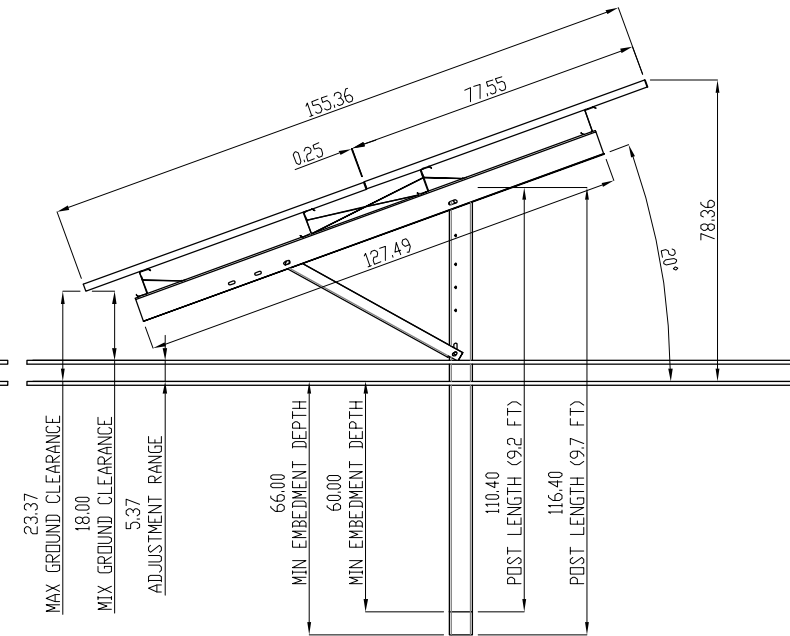
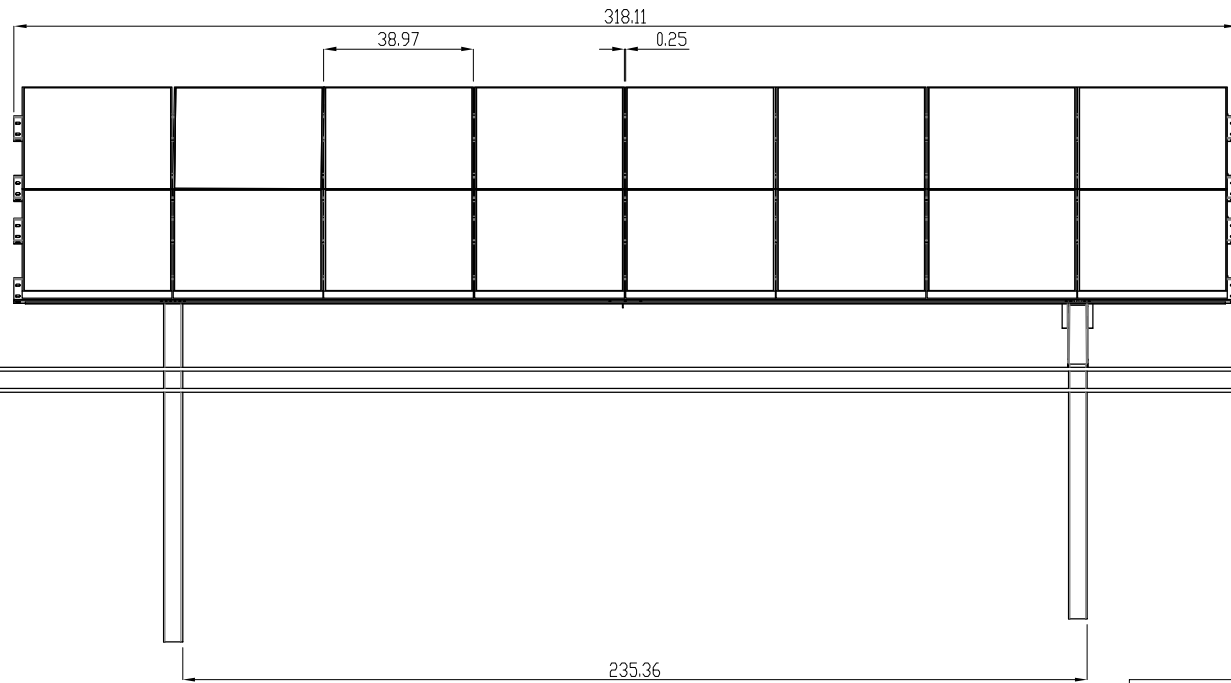



**SAMPLE**

2015-04-28  
MaxSpan N



**SAMPLE**

PROPRIETARY AND CONFIDENTIAL  
THE INFORMATION CONTAINED IN THIS DRAWING IS THE SOLE PROPERTY OF GAMECHANGE RACKING. ANY REPRODUCTION IN PART OR AS A WHOLE WITHOUT THE WRITTEN PERMISSION OF GAMECHANGE RACKING IS PROHIBITED.

		UNLESS OTHERWISE SPECIFIED:		NAME	DATE
		DIMENSIONS ARE IN INCHES TOLERANCES: FRACTIONAL ±1/64 ANGULAR: MACH ±1 BEND ±1 TWO PLACE DECIMAL ±.02 THREE PLACE DECIMAL ±.005		DRAWN	
		INTERPRET GEOMETRIC TOLERANCING PER:		CHECKED	
		MATERIAL		ENG APPR.	
NEXT ASSY	USED ON	FINISH		MFG APPR.	
APPLICATION		DO NOT SCALE DRAWING		Q.A.	
				COMMENTS:	
				TITLE:	
				MaxSpan N Assembly Drawing Piles, Bottom Mount Configuration	
SIZE	DWG. NO.			REV	
B	GCMS				
SCALE: 1:1		WEIGHT:		SHEET 1 OF 1	