

PROJECT NAME

COAST WASH EXPRESS - WAUKESHA

PROJECT LOCATION

S.T.H. 164 & ARCADIAN AVE.
WAUKESHA, WI

CLIENT NAME & ADDRESS

COAST WASH EXPRESS - WAUKESHA
S.T.H. 164 & ARCADIAN AVE.
WAUKESHA, WI

SHEET TITLE

LANDSCAPE DETAILS

REVISIONS

1	Date	By
1	8-18-2017 (ADD BERMS)	BJB
2	9-11-2017 (SITE REVIS.)	BJB

PROFESSIONAL SEAL



Brian J. Boeding
9-11-2017

USE OF INFORMATION

THESE DRAWINGS, AS INSTRUMENTS OF SERVICE, REMAIN THE PROPERTY OF PARAGON DESIGN GROUP, LLC. ANY CHANGES, PUBLICATION OR UNAUTHORIZED USE IS PROHIBITED UNLESS EXPRESSLY APPROVED.

FILE NAME Coast Wash LA

DRAWN BY BJB

CHECKED BY BJB

PDG PROJECT # 16-700

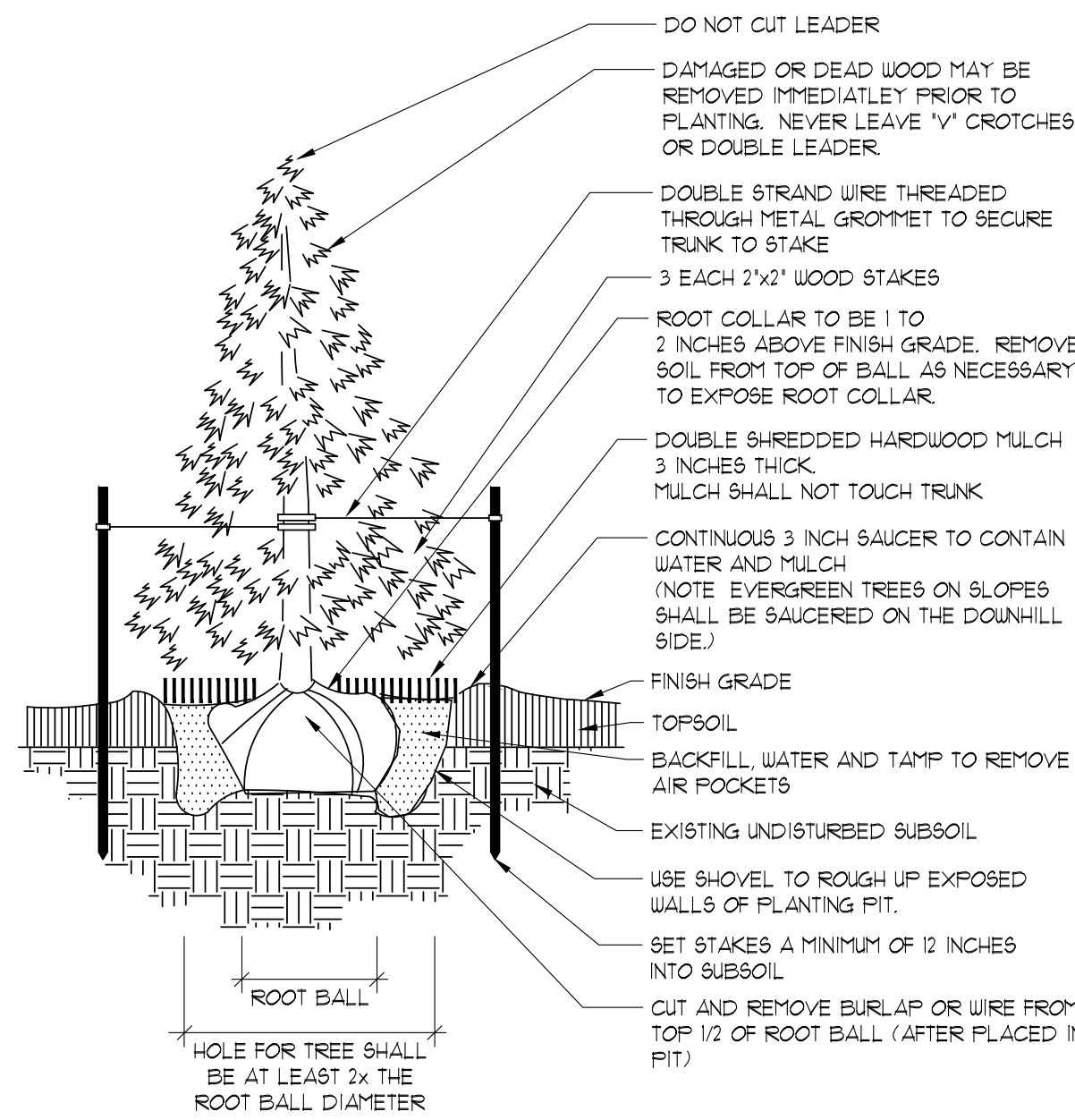
DATE 7-17-2017

SHEET NO.

L2.0

EVERGREEN TREE STAKING AND PLANTING NOTES

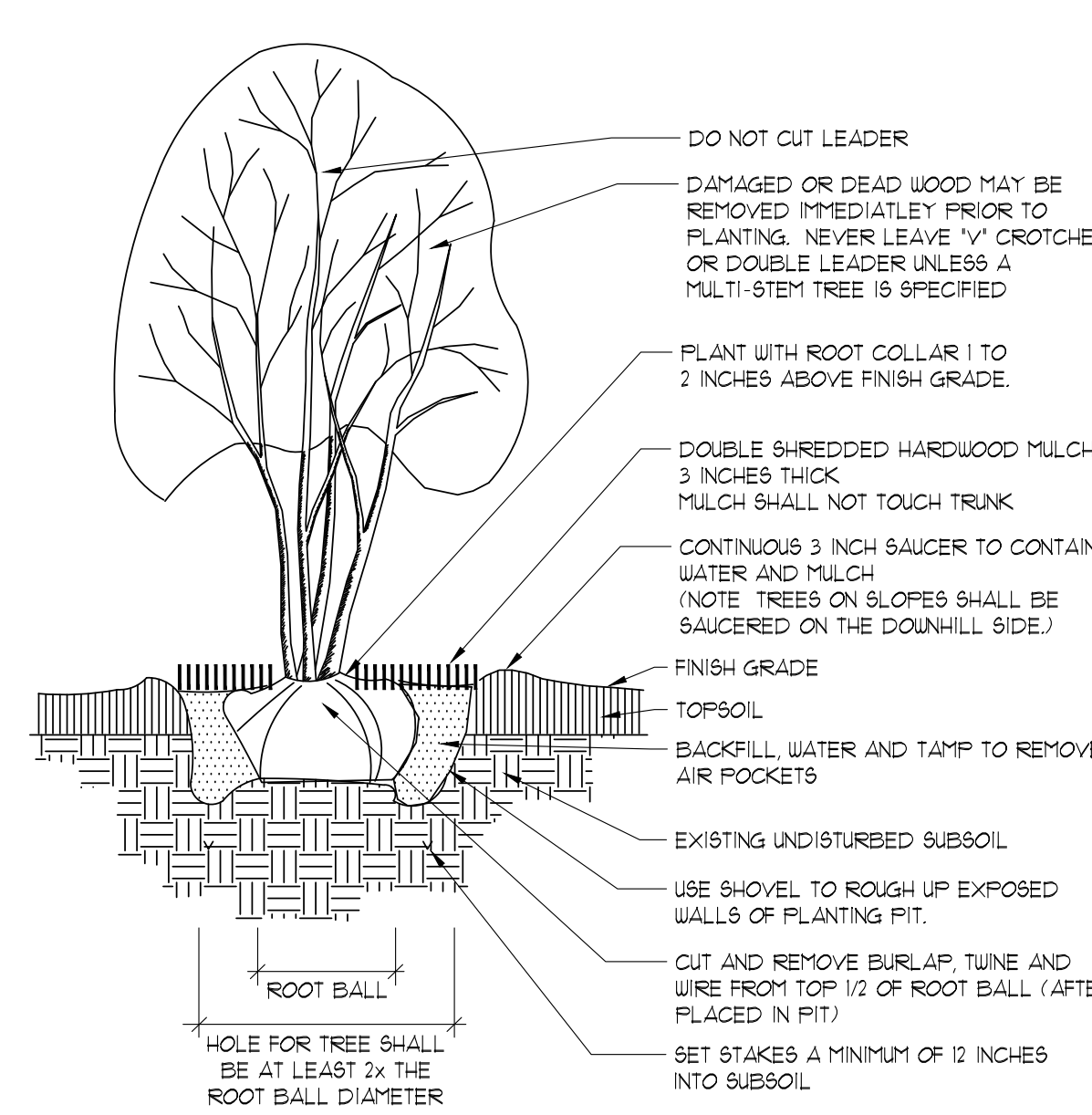
1. STAKING - ONLY EVERGREEN TREES THAT ARE UNABLE TO REMAIN UPRIGHT AFTER PLANTING SHALL BE STAKED. EVERGREEN TREES WILL BECOME STRONGER FASTER WHEN THE TOP 2/3 OF THE EVERGREEN TREE IS FREE TO SWAY. THE WEBBED STRAPPING TO THE TREE 1/3 UP THE TRUNK AND WIRE TO THREE STAKES POSITIONED EVENLY AROUND THE EVERGREEN TREE. STAKES SHOULD BE DRIVEN DEEPLY INTO THE GROUND TO PREVENT DISLODGING. CHECK AT LEAST EVERY THREE MONTHS FOR BINDING OR OTHER PROBLEMS. STAKES AND TIES SHOULD BE REMOVED SIX MONTHS TO ONE YEAR AFTER PLANTING.
2. PRUNING - CLEANLY PRUNE ONLY DAMAGED BRANCHES AND ROOTS AT THIS TIME. ADDITIONAL PRUNING SHOULD BE ONLY FOR SHAPING PURPOSES.
3. PLANTING - ALL SYNTHETIC MATERIAL SHOULD BE REMOVED FROM THE ROOTS, TRUNK, OR CROWN OF PLANT. SET THE PLANT SO IT WILL BE AT ITS ORIGINAL DEPTH SLIGHTLY ABOVE EXISTING GRADE. BACKFILL WITH SPECIFIED SOIL MIX.
4. WATERING - THE BACKFILL AND ROOTS OF ALL NEWLY SET PLANT MATERIAL SHOULD BE WATERED AS BACKFILLING IS DONE SO THE SOIL AND ROOTS ARE THOROUGHLY SOAKED.



7 EVERGREEN TREE PLANTING
SCALE: NOT TO SCALE

MULTI-STEM TREE STAKING AND PLANTING NOTES

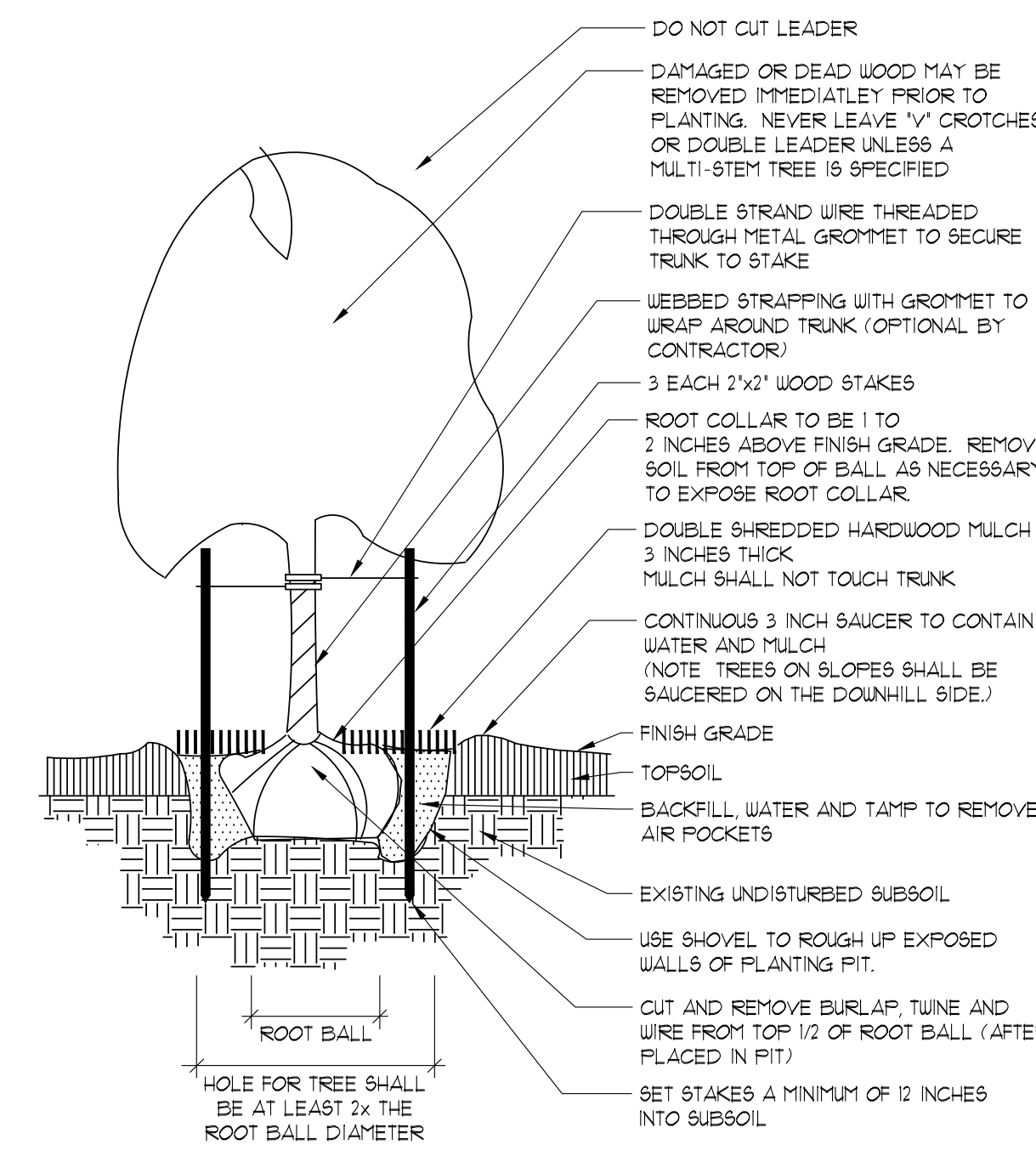
1. STAKING - MULTI-STEM TREES SHALL NOT BE STAKED. TREES WILL BECOME STRONGER FASTER WHEN THE TOP 2/3 OF THE TREE IS FREE TO SWAY.
2. PRUNING - CLEANLY PRUNE DAMAGED BRANCHES AND ROOTS AT THIS TIME. ADDITIONAL PRUNING SHOULD BE ONLY FOR SHAPING PURPOSES.
3. PLANTING - ALL SYNTHETIC MATERIAL SHOULD BE REMOVED FROM THE ROOTS, TRUNK, OR CROWN OF PLANT. SET THE PLANT SO IT WILL BE AT ITS ORIGINAL DEPTH SLIGHTLY ABOVE EXISTING GRADE. BACKFILL WITH SPECIFIED SOIL MIX.
4. WATERING - THE BACKFILL AND ROOTS OF ALL NEWLY SET PLANT MATERIAL SHOULD BE WATERED AS BACKFILLING IS DONE SO THE SOIL AND ROOTS ARE THOROUGHLY SOAKED.



6 MULTI-STEM TREE PLANTING
SCALE: NOT TO SCALE

TREE STAKING AND PLANTING NOTES

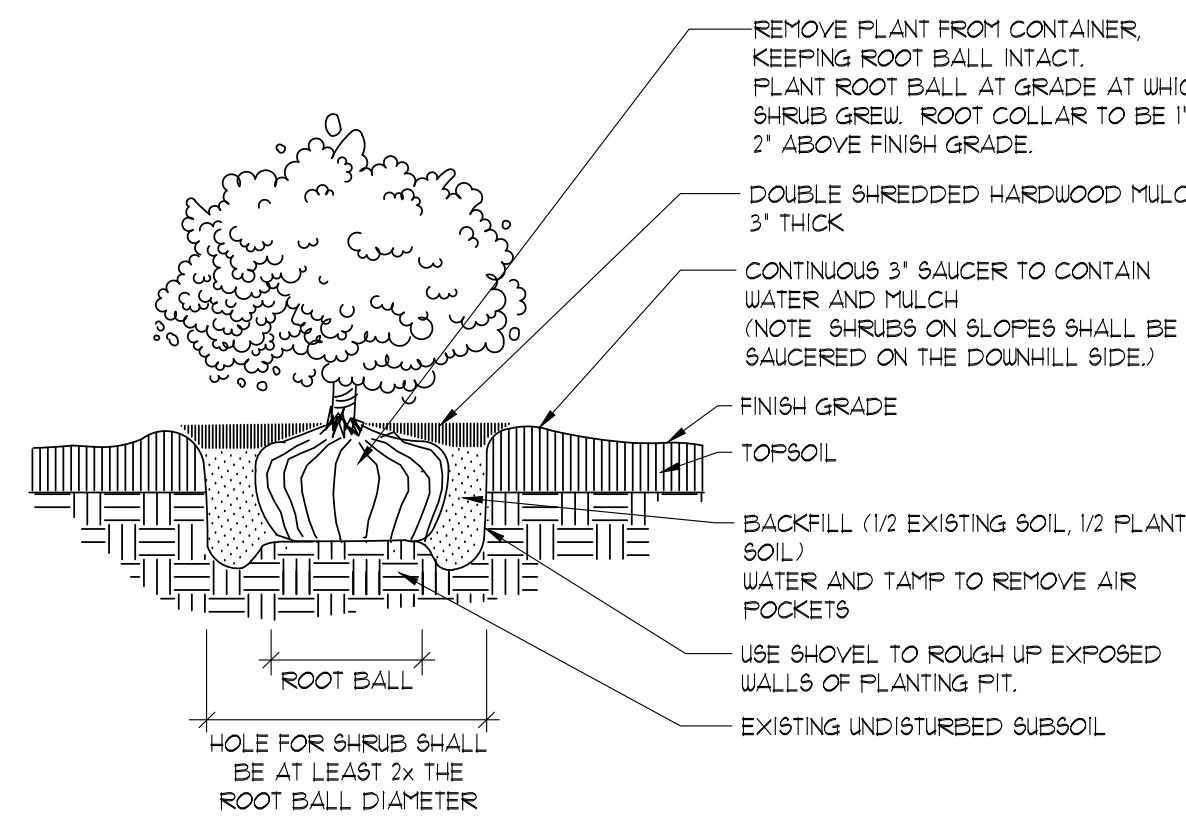
1. STAKING - ONLY TREES THAT ARE UNABLE TO REMAIN UPRIGHT AFTER PLANTING SHALL BE STAKED. TREES WILL BECOME STRONGER FASTER WHEN THE TOP 2/3 OF THE TREE IS FREE TO SWAY. THE WEBBED STRAPPING TO THE TREE 1/3 UP THE TRUNK AND WIRE TO THREE STAKES POSITIONED EVENLY AROUND THE TREE. STAKES SHOULD BE DRIVEN DEEPLY INTO THE GROUND TO PREVENT DISLODGING. CHECK AT LEAST EVERY THREE MONTHS FOR BINDING OR OTHER PROBLEMS. STAKES AND TIES SHOULD BE REMOVED SIX MONTHS TO ONE YEAR AFTER PLANTING.
2. PRUNING - CLEANLY PRUNE DAMAGED BRANCHES AND ROOTS AT THIS TIME. ADDITIONAL PRUNING SHOULD BE ONLY FOR SHAPING PURPOSES.
3. PLANTING - ALL SYNTHETIC MATERIAL SHOULD BE REMOVED FROM THE ROOTS, TRUNK, OR CROWN OF PLANT. SET THE PLANT SO IT WILL BE AT ITS ORIGINAL DEPTH SLIGHTLY ABOVE EXISTING GRADE. BACKFILL WITH SPECIFIED SOIL MIX.
4. WATERING - THE BACKFILL AND ROOTS OF ALL NEWLY SET PLANT MATERIAL SHOULD BE WATERED AS BACKFILLING IS DONE SO THE SOIL AND ROOTS ARE THOROUGHLY SOAKED.



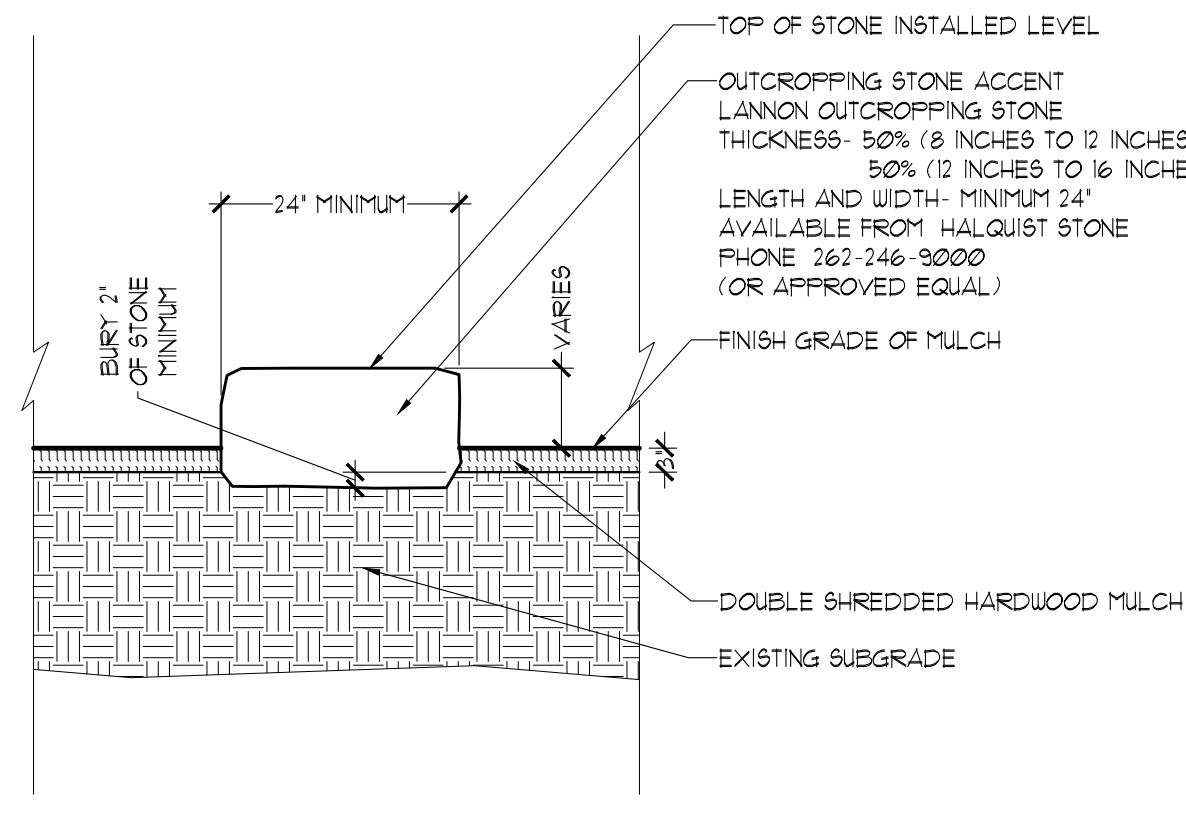
5 DECIDUOUS TREE PLANTING
SCALE: NOT TO SCALE

SHRUB PLANTING NOTES

1. PRUNING - CLEANLY PRUNE DAMAGED BRANCHES AND ROOTS AT THIS TIME. ADDITIONAL PRUNING SHOULD BE ONLY FOR SHAPING PURPOSES.
2. PLANTING - ALL SYNTHETIC MATERIAL SHOULD BE REMOVED FROM THE ROOTS, TRUNK, OR CROWN OF PLANT. SET THE PLANT SO IT WILL BE AT ITS ORIGINAL DEPTH SLIGHTLY ABOVE EXISTING GRADE. BACKFILL WITH SPECIFIED SOIL MIX.
3. WATERING - THE BACKFILL AND ROOTS OF ALL NEWLY SET PLANT MATERIAL SHOULD BE WATERED AS BACKFILLING IS DONE SO THE SOIL AND ROOTS ARE THOROUGHLY SOAKED.



8 SHRUB PLANTING DETAIL
SCALE: NOT TO SCALE



9 TYPICAL OUTCROPPING STONE ACCENT SECTION
SCALE: 1/2" = 1'-0"