



D-Series Size 1 LED Area Luminaire

d#series



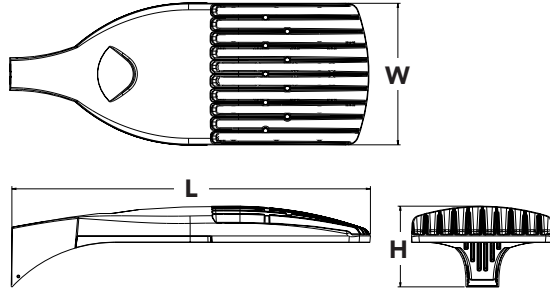
Catalog Number
Notes
Type

Hit the Tab key or mouse over the page to see all interactive elements.

Introduction

The modern styling of the D-Series is striking yet unobtrusive - making a bold, progressive statement even as it blends seamlessly with its environment.

The D-Series distills the benefits of the latest in LED technology into a high performance, high efficacy, long-life luminaire. The outstanding photometric performance results in sites with excellent uniformity, greater pole spacing and lower power density. It is ideal for replacing up to 750W metal halide in pedestrian and area lighting applications with typical energy savings of 65% and expected service life of over 100,000 hours.



Specifications

EPA:	1.01 ft ² (0.09 m ²)
Length:	33" (83.8 cm)
Width:	13" (33.0 cm)
Height:	7-1/2" (19.0 cm)
Weight (max):	27 lbs (12.2 kg)

Ordering Information

EXAMPLE: DSX1 LED 60C 1000 40K T3M MVOLT SPA DDBXD

DSX1LED	Series	LEDs	Drive current	Color temperature	Distribution	Voltage	Mounting
DSX1 LED	Forward optics	30C 30 LEDs (one engine)	530 530 mA	30K 3000 K	T1S Type I short	MVOLT ⁵	Shipped included
		40C 40 LEDs (two engines)	700 700 mA	40K 4000 K	T2S Type II short	120 ⁵	SPA Square pole mounting
		60C 60 LEDs (two engines)	1000 1000 mA (1 A) ²	50K 5000 K	T2M Type II medium	208 ⁵	RPA Round pole mounting
	Rotated optics¹	60C 60 LEDs (two engines)		AMBPC Amber phosphor converted ³	T3S Type III short	240 ⁵	WBA Wall bracket
					T3M Type III medium	277 ⁵	SPUMBA Square pole universal mounting adaptor ⁷
					T4M Type IV medium	347 ⁶	RPUMBA Round pole universal mounting adaptor ⁷
					TFTM Forward throw medium	480 ⁶	Shipped separately
					T5S Type V very short		KMA8 DDBXD U Mast arm mounting bracket adaptor (specify finish) ⁸

Control options	Other options	Finish (required)
Shipped installed	Shipped installed	DDBXD Dark bronze
PER NEMA twist-lock receptacle only (no controls) ⁹	HS House-side shield ¹⁹	DBLXD Black
PER5 Five-wire receptacle only (no controls) ^{9,10}	WTB Utility terminal block ²⁰	DNAXD Natural aluminum
PER7 Seven-wire receptacle only (no controls) ^{9,10}	SF Single fuse (120, 277, 347V) ²¹	DWHXD White
DMG 0-10V dimming driver (no controls) ¹¹	DF Double fuse (208, 240, 480V) ²¹	DDBTXD Textured dark bronze
DCR Dimmable and controllable via ROAM [®] (no controls) ¹²	L90 Left rotated optics ²²	DBLBXD Textured black
DS Dual switching ^{13,14}	R90 Right rotated optics ²²	DNATXD Textured natural aluminum
PIR Bi-level, motion/ambient sensor, 8-15' mounting height, ambient sensor enabled at 5fc ¹⁵	R90 Right rotated optics ²²	DWHGXD Textured white
PIRH Bi-level, motion/ambient sensor, 15-30' mounting height, ambient sensor enabled at 5fc ¹⁵	BS Bird spikes ²³	
PIR1FC3V Bi-level, motion/ambient sensor, 8-15' mounting height, ambient sensor enabled at 1fc ¹⁵		

Accessories	Controls & Shields
Ordered and shipped separately.	DLL127F 1.5 JU Photocell - SSL twist-lock (120-277V) ²⁴
	DLL347F 1.5 CUL JU Photocell - SSL twist-lock (347V) ²⁴
	DLL480F 1.5 CUL JU Photocell - SSL twist-lock (480V) ²⁴
	DSHORT SBK U Shorting cap ²⁴
	DSX1HS 30C U House-side shield for 30 LED unit ¹⁹
	DSX1HS 40C U House-side shield for 40 LED unit ¹⁹
	DSX1HS 60C U House-side shield for 60 LED unit ¹⁹
	PUMBA DDBXD U* Square and round pole universal mounting bracket (specify finish) ²⁵
	KMA8 DDBXD U Mast arm mounting bracket adaptor (specify finish) ⁸
	DSX1BS U Bird spikes

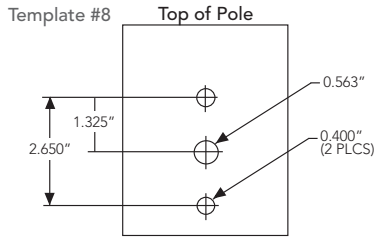
NOTES

- Rotated optics available with 60C only.
- Not available AMBPC.
- Only available with 530mA or 700mA.
- Not available with HS.
- MVOLT driver operates on any line voltage from 120-277V (50/60 Hz). Specify 120V, 208V, 240V or 277V options only when ordering with fusing (SF, DF options).
- Not available with single board, 530mA product (30C 530 or 60C 530 DS). Not available with BL30, BL50 or PNMT options.
- Existing drilled pole only. Available as a separate combination accessory; for retrofit use only: PUMBA (finish) U; 1.5 G vibration load rating per ANCI C136.31.
- Must order fixture with SPA option. Must be ordered as a separate accessory; see Accessories information. For use with 2-3/8" mast arm (not included).
- Photocell ordered and shipped as a separate line item from Acuity Brands Controls. See accessories. Not available with DS option.
- If ROAM[®] node required, it must be ordered and shipped as a separate line item from Acuity Brands Controls. Not available with DCR. Node with integral dimming.
- DMG option for 347V or 480V requires 1000mA.
- Specifies a ROAM[®] enabled luminaire with 0-10V dimming capability; PER option required. Additional hardware and services required for ROAM[®] deployment; must be purchased separately. Call 1-800-442-6745 or email: sales@roamservices.net. N/A with PIR options, DS, PER5, PER7, BL30, BL50 or PNMT options. Node without integral dimming.

- Requires 40C or 60C. Provides 50/50 luminaire operation via two independent drivers on two separate circuits. N/A with PER, DCR, WTB, PIR or PIRH.
- Requires an additional switched circuit.
- PIR and PIR1FC3V specify the SensorSwitch SBGR-10-ODP control; PIRH and PIRH1FC3V specify the SensorSwitch SBGR-6-ODP control; see Outdoor Control Technical Guide for details. Dimming driver standard. Not available with PER5 or PER7. Ambient sensor disabled when ordered with DCR. Separate on/off required.
- Dimming driver standard. MVOLT only. Not available with 347V, 480V, DCR, DS, PER5, PER7 or PNMT options. Not available with PIR1FC3V or PIRH1FC3V.
- Dimming driver standard. MVOLT only. Not available with 347V, 480V, DCR, DS, PER5, PER7, BL30 or BL50. Not available with PIR1FC3V or PIRH1FC3V. Separate on/off required.
- Dimming driver standard. Not available with PER5, PER7, DMG, DCR, DS, BL30, BL50 or PNMT, PIR, PIRH, PIR1FC3V or PIRH1FC3V.
- Not available with BLC, LCCO and RCCO distribution. Also available as a separate accessory; see Accessories information.
- WTB not available with DS.
- Single fuse (SF) requires 120V, 277V or 347V. Double fuse (DF) requires 208V, 240V or 480V.
- Available with 60 LEDs (60C option) only.
- Also available as a separate accessory; see accessories information.
- Requires luminaire to be specified with PER option. Ordered and shipped as a separate line item from Acuity Brands Controls.
- For retrofit use only.



Drilling



DSX1 shares a unique drilling pattern with the AERIS™ family. Specify this drilling pattern when specifying poles, per the table below.

DM19AS	Single unit	DM29AS	2 at 90°**
DM28AS	2 at 180°	DM39AS	3 at 90°**
DM49AS	4 at 90°**	DM32AS	3 at 120°**

Example: SSA 20 4C DM19AS DDBXD

Visit Lithonia Lighting's **POLES CENTRAL** to see our wide selection of poles, accessories and educational tools.

*Round pole top must be 3.25" O.D. minimum.

**Far round pole mounting (RPA) only.

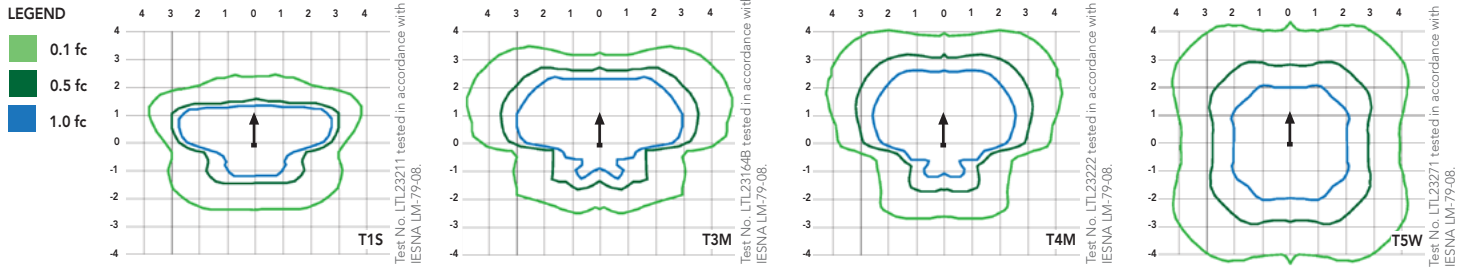
Tenon Mounting Slipfitter**

Tenon O.D.	Single Unit	2 at 180°	2 at 90°	3 at 120°	3 at 90°	4 at 90°
2-3/8"	AST20-190	AST20-280	AST20-290	AST20-320	AST20-390	AST20-490
2-7/8"	AST25-190	AST25-280	AST25-290	AST25-320	AST25-390	AST25-490
4"	AST35-190	AST35-280	AST35-290	AST35-320	AST35-390	AST35-490

Photometric Diagrams

To see complete photometric reports or download .ies files for this product, visit Lithonia Lighting's **D-Series Area Size 1** homepage.

Isofootcandle plots for the DSX1 LED 60C 1000 40K. Distances are in units of mounting height (20').



Performance Data

Lumen Ambient Temperature (LAT) Multipliers

Use these factors to determine relative lumen output for average ambient temperatures from 0-40°C (32-104°F).

Ambient	Lumen Multiplier
0°C / 32°F	1.02
10°C / 50°F	1.01
20°C / 68°F	1.00
25°C / 77°F	1.00
30°C / 86°F	1.00
40°C / 104°F	0.99

Electrical Load

Number of LEDs	Drive Current (mA)	System Watts	Current (A)					
			120	208	240	277	347	480
30	530	52	0.52	0.30	0.26	0.23	--	--
	700	68	0.68	0.39	0.34	0.30	0.24	0.17
	1000	105	1.03	0.59	0.51	0.45	0.36	0.26
40	530	68	0.67	0.39	0.34	0.29	0.23	0.17
	700	89	0.89	0.51	0.44	0.38	0.31	0.22
	1000	138	1.35	0.78	0.67	0.58	0.47	0.34
60	530	99	0.97	0.56	0.48	0.42	0.34	0.24
	700	131	1.29	0.74	0.65	0.56	0.45	0.32
	1000	209	1.98	1.14	0.99	0.86	0.69	0.50

Projected LED Lumen Maintenance

Data references the extrapolated performance projections for the platforms noted in a **25°C ambient**, based on 10,000 hours of LED testing (tested per IESNA LM-80-08 and projected per IESNA TM-21-11).

To calculate LLF, use the lumen maintenance factor that corresponds to the desired number of operating hours below. For other lumen maintenance values, contact factory.

Operating Hours	0	25,000	50,000	100,000
Lumen Maintenance Factor	DSX1 LED 60C 1000			
	1.0	0.98	0.96	0.91
	DSX1 LED 60C 700			
	1.0	0.99	0.99	0.99

Performance Data

Lumen Output

Lumen values are from photometric tests performed in accordance with IESNA LM-79-08. Data is considered to be representative of the configurations shown, within the tolerances allowed by Lighting Facts. Contact factory for performance data on any configurations not shown here.

Forward Optics																							
LEDs	Drive Current (mA)	System Watts	Dist. Type	30K (3000 K, 70 CRI)					40K (4000 K, 70 CRI)					50K (5000 K, 70 CRI)					AMBPC (Amber Phosphor Converted)				
				Lumens	B	U	G	LPW	Lumens	B	U	G	LPW	Lumens	B	U	G	LPW	Lumens	B	U	G	LPW
30C (30 LEDs)	530 mA	52 W	T1S	5,948	1	0	1	114	6,387	1	0	1	123	6,427	1	0	1	124	3,640	1	0	1	70
			T2S	6,132	1	0	1	118	6,585	2	0	2	127	6,626	2	0	2	127	3,813	1	0	1	73
			T2M	5,992	1	0	2	115	6,434	1	0	2	124	6,475	1	0	2	125	3,689	1	0	1	71
			T3S	5,985	1	0	1	115	6,427	1	0	2	124	6,467	1	0	2	124	3,770	1	0	1	73
			T3M	6,039	1	0	2	116	6,485	1	0	2	125	6,525	1	0	2	125	3,752	1	0	1	72
			T4M	6,121	1	0	2	118	6,573	1	0	2	126	6,614	1	0	2	127	3,758	1	0	1	72
			TFTM	6,030	1	0	2	116	6,475	1	0	2	125	6,515	1	0	2	125	3,701	1	0	1	71
			TSVS	6,370	2	0	0	123	6,840	2	0	0	132	6,883	2	0	0	132	3,928	2	0	0	76
			T5S	6,417	2	0	0	123	6,890	2	0	0	133	6,933	2	0	0	133	3,881	2	0	0	75
			T5M	6,428	3	0	1	124	6,902	3	0	1	133	6,945	3	0	1	134	3,930	2	0	1	76
			T5W	6,334	3	0	1	122	6,801	3	0	1	131	6,844	3	0	1	132	3,820	3	0	1	73
			BLC	4,735	1	0	1	91	5,085	1	0	2	98	5,116	1	0	1	98					
			LCCO	4,600	1	0	2	88	4,940	1	0	2	95	4,971	1	0	2	96					
			RCCO	4,600	1	0	2	88	4,940	1	0	2	95	4,971	1	0	2	96					
			T1S	7,554	1	0	1	111	8,112	2	0	2	119	8,163	2	0	2	120	4,561	1	0	1	67
			T2S	7,789	2	0	2	115	8,364	2	0	2	123	8,416	2	0	2	124	4,777	1	0	1	70
			T2M	7,610	1	0	2	112	8,172	2	0	2	120	8,223	2	0	2	121	4,622	1	0	2	68
			T3S	7,601	1	0	2	112	8,162	2	0	2	120	8,213	2	0	2	121	4,724	1	0	1	69
	T3M	7,670	1	0	2	113	8,236	2	0	2	121	8,288	2	0	2	122	4,701	1	0	2	69		
	T4M	7,774	1	0	2	114	8,348	2	0	2	123	8,400	2	0	2	124	4,709	1	0	2	69		
	TFTM	7,658	1	0	2	113	8,223	1	0	2	121	8,275	1	0	2	122	4,638	1	0	2	68		
	TSVS	8,090	2	0	0	119	8,687	3	0	1	128	8,742	3	0	1	129	4,922	2	0	0	72		
	T5S	8,150	2	0	0	120	8,751	3	0	0	129	8,806	3	0	0	130	4,863	2	0	0	72		
	T5M	8,164	3	0	1	120	8,767	3	0	2	129	8,821	3	0	2	130	4,924	3	0	1	72		
	T5W	8,044	3	0	1	118	8,638	3	0	2	127	8,692	3	0	2	128	4,787	3	0	1	70		
	BLC	6,028	1	0	2	89	6,473	1	0	2	95	6,514	1	0	2	96							
	LCCO	5,856	1	0	2	86	6,289	1	0	2	92	6,328	1	0	2	93							
	RCCO	5,856	1	0	2	86	6,289	1	0	2	92	6,328	1	0	2	93							
	T1S	10,331	2	0	2	98	11,094	2	0	2	106	11,163	2	0	2	106							
	T2S	10,652	2	0	2	101	11,438	2	0	2	109	11,510	2	0	2	110							
	T2M	10,408	2	0	2	99	11,176	2	0	3	106	11,246	2	0	3	107							
	T3S	10,395	2	0	2	99	11,163	2	0	2	106	11,233	2	0	2	107							
	T3M	10,490	2	0	2	100	11,264	2	0	2	107	11,335	2	0	2	108							
	T4M	10,632	2	0	2	101	11,417	2	0	2	109	11,488	2	0	2	109							
	TFTM	10,473	2	0	2	100	11,247	2	0	3	107	11,317	2	0	3	108							
	TSVS	11,064	3	0	1	105	11,881	3	0	1	113	11,955	3	0	1	114							
T5S	11,145	3	0	1	106	11,968	3	0	1	114	12,043	3	0	1	115								
T5M	11,165	3	0	2	106	11,989	4	0	2	114	12,064	4	0	2	115								
T5W	11,001	3	0	2	105	11,813	4	0	2	113	11,887	4	0	2	113								
BLC	7,960	1	0	2	76	8,548	1	0	2	81	8,601	1	0	2	82								
LCCO	7,734	1	0	2	74	8,305	1	0	2	79	8,357	1	0	2	80								
RCCO	7,734	1	0	2	74	8,305	1	0	2	79	8,357	1	0	2	80								

Performance Data

Lumen Output

Lumen values are from photometric tests performed in accordance with IESNA LM-79-08. Data is considered to be representative of the configurations shown, within the tolerances allowed by Lighting Facts. Contact factory for performance data on any configurations not shown here.

Forward Optics																										
LEDs	Drive Current (mA)	System Watts	Dist. Type	30K (3000 K, 70 CRI)					40K (4000 K, 70 CRI)					50K (5000 K, 70 CRI)					AMBPC (Amber Phosphor Converted)							
				Lumens	B	U	G	LPW	Lumens	B	U	G	LPW	Lumens	B	U	G	LPW	Lumens	B	U	G	LPW			
40C (40 LEDs)	530 mA	68 W	T1S	7,861	1	0	1	116	8,441	2	0	2	124	8,494	2	0	2	125	4,794	1	0	1	71			
			T2S	8,105	2	0	2	119	8,704	2	0	2	128	8,758	2	0	2	129	5,021	1	0	1	74			
			T2M	7,920	2	0	2	116	8,504	2	0	2	125	8,557	2	0	2	126	4,858	1	0	2	71			
			T3S	7,910	1	0	2	116	8,494	2	0	2	125	8,547	2	0	2	126	4,966	1	0	1	73			
			T3M	7,982	2	0	2	117	8,571	2	0	2	126	8,625	2	0	2	127	4,941	1	0	2	73			
			T4M	8,090	1	0	2	119	8,687	2	0	2	128	8,741	2	0	2	129	4,950	1	0	2	73			
			TFTM	7,969	1	0	2	117	8,558	2	0	2	126	8,611	2	0	2	127	4,875	1	0	2	72			
			TSVS	8,419	2	0	0	124	9,040	3	0	1	133	9,097	3	0	1	134	5,174	2	0	0	76			
			T5S	8,481	2	0	0	125	9,107	3	0	1	134	9,164	3	0	1	135	5,111	2	0	0	75			
			T5M	8,496	3	0	1	125	9,123	3	0	2	134	9,180	3	0	2	135	5,175	3	0	1	76			
			TSW	8,371	3	0	2	123	8,989	3	0	2	132	9,045	3	0	2	133	5,031	3	0	1	74			
			BLC	6,255	1	0	2	92	6,717	1	0	2	99	6,759	1	0	2	99								
			LCCO	6,077	1	0	2	89	6,526	1	0	2	96	6,566	1	0	2	97								
			RCCO	6,077	1	0	2	89	6,526	1	0	2	96	6,566	1	0	2	97								
						T1S	9,984	2	0	2	112	10,721	2	0	2	120	10,788	2	0	2	121	6,014	1	0	1	68
						T2S	10,294	2	0	2	116	11,054	2	0	2	124	11,123	2	0	2	125	6,299	2	0	2	71
						T2M	10,059	2	0	2	113	10,801	2	0	3	121	10,869	2	0	3	122	6,094	2	0	2	68
						T3S	10,046	2	0	2	113	10,788	2	0	2	121	10,855	2	0	2	122	6,229	1	0	2	70
				T3M	10,137	2	0	2	114	10,886	2	0	2	122	10,954	2	0	2	123	6,198	2	0	2	70		
				T4M	10,275	2	0	2	115	11,033	2	0	2	124	11,102	2	0	2	125	6,209	1	0	2	70		
				TFTM	10,122	2	0	2	114	10,869	2	0	2	122	10,937	2	0	2	123	6,115	1	0	2	69		
				TSVS	10,693	3	0	1	120	11,482	3	0	1	129	11,554	3	0	1	130	6,490	2	0	0	73		
				T5S	10,771	3	0	1	121	11,566	3	0	1	130	11,639	3	0	1	131	6,411	2	0	0	72		
				T5M	10,790	3	0	2	121	11,587	4	0	2	130	11,659	4	0	2	131	6,492	3	0	1	73		
				TSW	10,632	3	0	2	119	11,417	4	0	2	128	11,488	4	0	2	129	6,311	3	0	2	71		
				BLC	7,963	1	0	2	89	8,551	1	0	2	96	8,605	1	0	2	97							
				LCCO	7,736	1	0	2	87	8,308	1	0	2	93	8,359	1	0	2	94							
				RCCO	7,736	1	0	2	87	8,308	1	0	2	93	8,359	1	0	2	94							
		700 mA	91 W	T1S	13,655	2	0	2	99	14,663	3	0	3	106	14,754	3	0	3	107							
	T2S			14,079	2	0	2	102	15,118	3	0	3	110	15,212	3	0	3	110								
	T2M			13,756	2	0	3	100	14,772	3	0	3	107	14,864	3	0	3	108								
	T3S			13,739	2	0	2	100	14,754	2	0	2	107	14,846	3	0	3	108								
	T3M			13,864	2	0	2	100	14,888	3	0	3	108	14,981	3	0	3	109								
	T4M			14,052	2	0	2	102	15,090	3	0	3	109	15,184	3	0	3	110								
	TFTM			13,842	2	0	3	100	14,864	2	0	3	108	14,957	2	0	3	108								
	TSVS			14,623	3	0	1	106	15,703	4	0	1	114	15,801	4	0	1	115								
	T5S			14,731	3	0	1	107	15,818	3	0	1	115	15,917	3	0	1	115								
	T5M			14,757	4	0	2	107	15,846	4	0	2	115	15,945	4	0	2	116								
	TSW			14,540	4	0	2	105	15,614	4	0	2	113	15,711	4	0	2	114								
	BLC			10,516	1	0	2	76	11,292	1	0	2	82	11,363	1	0	2	82								
	LCCO			10,216	2	0	3	74	10,971	2	0	3	80	11,039	2	0	3	80								
	RCCO			10,216	2	0	3	74	10,971	2	0	3	80	11,039	2	0	3	80								
				1000 mA	138 W	T1S	13,655	2	0	2	99	14,663	3	0	3	106	14,754	3	0	3	107					
	T2S					14,079	2	0	2	102	15,118	3	0	3	110	15,212	3	0	3	110						
	T2M					13,756	2	0	3	100	14,772	3	0	3	107	14,864	3	0	3	108						
	T3S					13,739	2	0	2	100	14,754	2	0	2	107	14,846	3	0	3	108						
	T3M	13,864	2			0	2	100	14,888	3	0	3	108	14,981	3	0	3	109								
	T4M	14,052	2			0	2	102	15,090	3	0	3	109	15,184	3	0	3	110								
TFTM	13,842	2	0			3	100	14,864	2	0	3	108	14,957	2	0	3	108									
TSVS	14,623	3	0			1	106	15,703	4	0	1	114	15,801	4	0	1	115									
T5S	14,731	3	0			1	107	15,818	3	0	1	115	15,917	3	0	1	115									
T5M	14,757	4	0			2	107	15,846	4	0	2	115	15,945	4	0	2	116									
TSW	14,540	4	0			2	105	15,614	4	0	2	113	15,711	4	0	2	114									
BLC	10,516	1	0			2	76	11,292	1	0	2	82	11,363	1	0	2	82									
LCCO	10,216	2	0			3	74	10,971	2	0	3	80	11,039	2	0	3	80									
RCCO	10,216	2	0			3	74	10,971	2	0	3	80	11,039	2	0	3	80									

Performance Data

Lumen Output

Lumen values are from photometric tests performed in accordance with IESNA LM-79-08. Data is considered to be representative of the configurations shown, within the tolerances allowed by Lighting Facts. Contact factory for performance data on any configurations not shown here.

Forward Optics																							
LEDs	Drive Current (mA)	System Watts	Dist. Type	30K (3000 K, 70 CRI)					40K (4000 K, 70 CRI)					50K (5000 K, 70 CRI)					AMBPC (Amber Phosphor Converted)				
				Lumens	B	U	G	LPW	Lumens	B	U	G	LPW	Lumens	B	U	G	LPW	Lumens	B	U	G	LPW
60C (60 LEDs)	530 mA	99 W	T1S	11,569	2	0	2	117	12,423	2	0	2	125	12,501	2	0	2	126	7,167	2	0	2	72
			T2S	11,928	2	0	2	120	12,809	3	0	3	129	12,889	3	0	3	130	7,507	2	0	2	76
			T2M	11,655	2	0	2	118	12,516	2	0	3	126	12,594	2	0	3	127	7,263	2	0	2	73
			T3S	11,641	2	0	2	118	12,500	2	0	2	126	12,579	2	0	2	127	7,424	2	0	2	75
			T3M	11,747	2	0	2	119	12,614	2	0	2	127	12,693	2	0	2	128	7,387	2	0	2	75
			T4M	11,906	2	0	2	120	12,785	2	0	2	129	12,865	2	0	2	130	7,400	2	0	2	75
			TFTM	11,728	2	0	2	118	12,594	2	0	3	127	12,673	2	0	3	128	7,288	1	0	2	74
			TSVS	12,390	3	0	1	125	13,305	3	0	1	134	13,388	3	0	1	135	7,734	3	0	1	78
			T5S	12,481	3	0	1	126	13,402	3	0	1	135	13,486	3	0	1	136	7,641	3	0	0	77
			T5M	12,503	3	0	2	126	13,426	4	0	2	136	13,510	4	0	2	136	7,737	3	0	2	78
			TSW	12,320	4	0	2	124	13,229	4	0	2	134	13,312	4	0	2	134	7,522	3	0	2	76
			BLC	9,212	1	0	2	93	9,892	1	0	2	100	9,954	1	0	2	101					
			LCCO	8,950	1	0	2	90	9,611	2	0	2	97	9,671	2	0	2	98					
			RCCO	8,950	1	0	2	90	9,611	2	0	2	97	9,671	2	0	2	98					
			T1S	14,694	2	0	2	112	15,779	3	0	3	120	15,877	3	0	3	121	8,952	2	0	2	68
	T2S	15,150	3	0	3	116	16,269	3	0	3	124	16,370	3	0	3	125	9,377	2	0	2	72		
	T2M	14,803	2	0	3	113	15,896	3	0	3	121	15,995	3	0	3	122	9,072	2	0	2	69		
	T3S	14,785	2	0	2	113	15,877	3	0	3	121	15,976	3	0	3	122	9,273	2	0	2	71		
	T3M	14,919	2	0	2	114	16,021	3	0	3	122	16,121	3	0	3	123	9,227	2	0	2	70		
	T4M	15,122	2	0	2	115	16,238	3	0	3	124	16,340	3	0	3	125	9,243	2	0	2	71		
	TFTM	14,896	2	0	3	114	15,996	2	0	3	122	16,096	2	0	3	123	9,103	2	0	2	69		
	TSVS	15,736	3	0	1	120	16,898	4	0	1	129	17,004	4	0	1	130	9,661	3	0	1	74		
	T5S	15,852	3	0	1	121	17,022	4	0	1	130	17,129	4	0	1	131	9,544	3	0	1	73		
	T5M	15,880	4	0	2	121	17,052	4	0	2	130	17,159	4	0	2	131	9,665	3	0	2	74		
	TSW	15,647	4	0	2	119	16,802	4	0	2	128	16,907	4	0	2	129	9,395	4	0	2	72		
	BLC	11,728	1	0	2	90	12,594	1	0	2	96	12,672	3	0	3	97							
	LCCO	11,394	2	0	3	87	12,235	2	0	3	93	12,311	2	0	3	94							
	RCCO	11,394	2	0	3	87	12,235	2	0	3	93	12,311	2	0	3	94							
	T1S	20,095	3	0	3	96	21,579	3	0	3	103	21,714	3	0	3	104							
	T2S	20,720	3	0	3	99	22,249	3	0	3	106	22,388	3	0	3	107							
	T2M	20,245	3	0	3	97	21,740	3	0	3	104	21,876	3	0	3	105							
	T3S	20,220	3	0	3	97	21,713	3	0	3	104	21,849	3	0	3	105							
	T3M	20,404	3	0	3	98	21,910	3	0	4	105	22,047	3	0	4	105							
	T4M	20,681	3	0	3	99	22,207	3	0	4	106	22,346	3	0	4	107							
	TFTM	20,372	3	0	3	97	21,876	3	0	4	105	22,013	3	0	4	105							
	TSVS	21,521	4	0	1	103	23,110	4	0	1	111	23,254	4	0	1	111							
	T5S	21,679	4	0	1	104	23,280	4	0	1	111	23,425	4	0	1	112							
	T5M	21,717	4	0	2	104	23,321	5	0	3	112	23,466	5	0	3	112							
	TSW	21,399	4	0	3	102	22,979	5	0	3	110	23,122	5	0	3	111							
	BLC	15,487	2	0	2	74	16,630	2	0	2	80	16,734	2	0	3	80							
	LCCO	15,046	2	0	3	72	16,157	2	0	3	77	16,258	2	0	3	78							
	RCCO	15,046	2	0	3	72	16,157	2	0	3	77	16,258	2	0	3	78							

Performance Data

Lumen Output

Lumen values are from photometric tests performed in accordance with IESNA LM-79-08. Data is considered to be representative of the configurations shown, within the tolerances allowed by Lighting Facts. Contact factory for performance data on any configurations not shown here.

L90 and R90 Rotated Optics																							
LEDs	Drive Current (mA)	System Watts	Dist. Type	30K (3000 K, 70 CRI)					40K (4000 K, 70 CRI)					50K (5000 K, 70 CRI)					AMBPC (Amber Phosphor Converted)				
				Lumens	B	U	G	LPW	Lumens	B	U	G	LPW	Lumens	B	U	G	LPW	Lumens	B	U	G	LPW
60C (60 LEDs)	530 mA	99 W	T1S	11,569	2	0	2	117	12,423	2	0	2	125	12,501	2	0	2	126	7,167	2	0	2	72
			T2S	11,928	2	0	2	120	12,809	3	0	3	129	12,889	3	0	3	130	7,507	2	0	2	76
			T2M	11,655	2	0	2	118	12,516	2	0	3	126	12,594	2	0	3	127	7,263	2	0	2	73
			T3S	11,641	2	0	2	118	12,500	2	0	2	126	12,579	2	0	2	127	7,424	2	0	2	75
			T3M	11,747	2	0	2	119	12,614	2	0	2	127	12,693	2	0	2	128	7,387	2	0	2	75
			T4M	11,906	2	0	2	120	12,785	2	0	2	129	12,865	2	0	2	130	7,400	2	0	2	75
			TFTM	11,728	2	0	2	118	12,594	2	0	3	127	12,673	2	0	3	128	7,288	1	0	2	74
			TSVS	12,390	3	0	1	125	13,305	3	0	1	134	13,388	3	0	1	135	7,734	3	0	1	78
			T5S	12,481	3	0	1	126	13,402	3	0	1	135	13,486	3	0	1	136	7,641	3	0	0	77
			T5M	12,503	3	0	2	126	13,426	4	0	2	136	13,510	4	0	2	136	7,737	3	0	2	78
			TSW	12,320	4	0	2	124	13,229	4	0	2	134	13,312	4	0	2	134	7,522	3	0	2	76
			BLC	9,212	1	0	2	93	9,892	1	0	2	100	9,954	1	0	2	101					
			LCCO	8,950	1	0	2	90	9,611	2	0	2	97	9,671	2	0	2	98					
			RCCO	8,950	1	0	2	90	9,611	2	0	2	97	9,671	2	0	2	98					
			T1S	14,694	2	0	2	112	15,779	3	0	3	120	15,877	3	0	3	121	8,952	2	0	2	68
	T2S	15,150	3	0	3	116	16,269	3	0	3	124	16,370	3	0	3	125	9,377	2	0	2	72		
	T2M	14,803	2	0	3	113	15,896	3	0	3	121	15,995	3	0	3	122	9,072	2	0	2	69		
	T3S	14,785	2	0	2	113	15,877	3	0	3	121	15,976	3	0	3	122	9,273	2	0	2	71		
	T3M	14,919	2	0	2	114	16,021	3	0	3	122	16,121	3	0	3	123	9,227	2	0	2	70		
	T4M	15,122	2	0	2	115	16,238	3	0	3	124	16,340	3	0	3	125	9,243	2	0	2	71		
	TFTM	14,896	2	0	3	114	15,996	2	0	3	122	16,096	2	0	3	123	9,103	2	0	2	69		
	TSVS	15,736	3	0	1	120	16,898	4	0	1	129	17,004	4	0	1	130	9,661	3	0	1	74		
	T5S	15,852	3	0	1	121	17,022	4	0	1	130	17,129	4	0	1	131	9,544	3	0	1	73		
	T5M	15,880	4	0	2	121	17,052	4	0	2	130	17,159	4	0	2	131	9,665	3	0	2	74		
	TSW	15,647	4	0	2	119	16,802	4	0	2	128	16,907	4	0	2	129	9,395	4	0	2	72		
	BLC	11,728	1	0	2	90	12,594	1	0	2	96	12,672	3	0	3	97							
	LCCO	11,394	2	0	3	87	12,235	2	0	3	93	12,311	2	0	3	94							
	RCCO	11,394	2	0	3	87	12,235	2	0	3	93	12,311	2	0	3	94							
	T1S	20,095	3	0	3	96	21,579	3	0	3	103	21,714	3	0	3	104							
	T2S	20,720	3	0	3	99	22,249	3	0	3	106	22,388	3	0	3	107							
	T2M	20,245	3	0	3	97	21,740	3	0	3	104	21,876	3	0	3	105							
	T3S	20,220	3	0	3	97	21,713	3	0	3	104	21,849	3	0	3	105							
	T3M	20,404	3	0	3	98	21,910	3	0	4	105	22,047	3	0	4	105							
	T4M	20,681	3	0	3	99	22,207	3	0	4	106	22,346	3	0	4	107							
	TFTM	20,372	3	0	3	97	21,876	3	0	4	105	22,013	3	0	4	105							
	TSVS	21,521	4	0	1	103	23,110	4	0	1	111	23,254	4	0	1	111							
	T5S	21,679	4	0	1	104	23,280	4	0	1	111	23,425	4	0	1	112							
	T5M	21,717	4	0	2	104	23,321	5	0	3	112	23,466	5	0	3	112							
	TSW	21,399	4	0	3	102	22,979	5	0	3	110	23,122	5	0	3	111							
	BLC	15,487	2	0	2	74	16,630	2	0	2	80	16,734	2	0	3	80							
	LCCO	15,046	2	0	3	72	16,157	2	0	3	77	16,258	2	0	3	78							
	RCCO	15,046	2	0	3	72	16,157	2	0	3	77	16,258	2	0	3	78							

FEATURES & SPECIFICATIONS

INTENDED USE

The sleek design of the D-Series Size 1 reflects the embedded high performance LED technology. It is ideal for many commercial and municipal applications, such as parking lots, plazas, campuses, and streetscapes.

CONSTRUCTION

Single-piece die-cast aluminum housing has integral heat sink fins to optimize thermal management through conductive and convective cooling. Modular design allows for ease of maintenance and future light engine upgrades. The LED drivers are mounted in direct contact with the casting to promote low operating temperature and long life. Housing is completely sealed against moisture and environmental contaminants (IP65). Low EPA (1.01 ft²) for optimized pole wind loading.

FINISH

Exterior parts are protected by a zinc-infused Super Durable TGIC thermoset powder coat finish that provides superior resistance to corrosion and weathering. A tightly controlled multi-stage process ensures a minimum 3 mils thickness for a finish that can withstand extreme climate changes without cracking or peeling. Available in both textured and non-textured finishes.

OPTICS

Precision-molded proprietary acrylic lenses are engineered for superior area lighting distribution, uniformity, and pole spacing. Light engines are available in standard 3000 K, 4000 K and 5000 K (70 CRI) or optional 3000 K (70 minimum CRI) or 5000 K (70 CRI) configurations. The D-Series Size 1 has zero uplight and qualifies as a Nighttime Friendly™ product, meaning it is consistent with the LEED® and Green Globes™ criteria for eliminating wasteful uplight.

ELECTRICAL

Light engine configurations consist of 30, 40 or 60 high-efficacy LEDs mounted to metal-core circuit boards to maximize heat dissipation and promote long life (up to L99/100,000 hours at

25°C). Class 1 electronic drivers are designed to have a power factor >90%, THD <20%, and an expected life of 100,000 hours with <1% failure rate. Easily serviceable 10kV or 6kV surge protection device meets a minimum Category C Low operation (per ANSI/IEEE C62.41.2).

INSTALLATION

Included mounting block and integral arm facilitate quick and easy installation. Stainless steel bolts fasten the mounting block securely to poles and walls, enabling the D-Series Size 1 to withstand up to a 3.0 G vibration load rating per ANSI C136.31. The D-Series Size 1 utilizes the AERIS™ series pole drilling pattern (template #8). Optional terminal block, tool-less entry, and NEMA photocontrol receptacle are also available.

LISTINGS

UL Listed for wet locations. Light engines are IP66 rated; luminaire is IP65 rated. Rated for -40°C minimum ambient. U.S. Patent No. D672,492 S. International patent pending.

DesignLights Consortium® (DLC) qualified product. Not all versions of this product may be DLC qualified. Please check the DLC Qualified Products List at www.designlights.org to confirm which versions are qualified.

WARRANTY

5-year limited warranty. Complete warranty terms located at www.acuitybrands.com/CustomerResources/Terms_and_conditions.aspx

Note: Actual performance may differ as a result of end-user environment and application. All values are design or typical values, measured under laboratory conditions at 25 °C. Specifications subject to change without notice.

