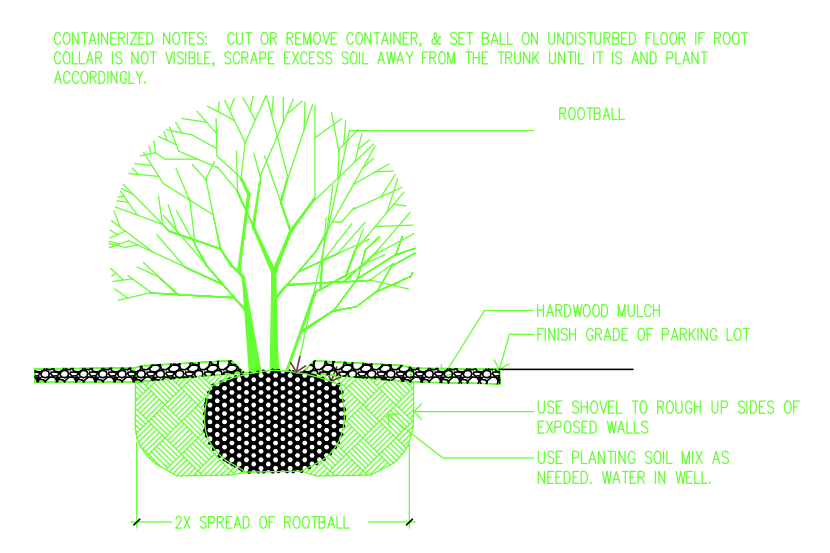



EUGENE COURT STORAGE AREA PROPOSED LANDSCAPING				
KEY	COMMON NAME	QTY	SIZE	SPACING
SM	SUGAR MAPLE	6	2-1/2"	AS SHOWN
SB	SPIREA SHRUB	30	18-24"	AS SHOWN
DL	STELLA D'ORA DAYLILLY	50	N/A	AS SHOWN




SHRUB PLANTING  
NTS



REVISIONS	
DATE	DESC.

**ELLENA ENGINEERING CONSULTANTS, LLC**  
 SITE CIVIL ENGINEERING & STORMWATER MANAGEMENT  
 Ellena Engineering Consultants, LLC • 700 Pilgrim Parkway - Suite 100 • Elm Grove, WI 53122  
 Phone: 262-719-6183 • Fax: 866-457-2584 • Email: mellenae@eceng.com

SCENIC STORAGE AREA  
 Waukesha, Wisconsin



**LANDSCAPE PLAN**

SCALE: 1"=20'      JOB NO.:      DATE: 08-22-17  
 CHECKED BY: