

XSP Series

XSPW™ LED Wall Mount Luminaire

Product Description

The XSPW™ LED wall mount luminaire has a slim, low profile design intended for outdoor wall mounted applications. The rugged lightweight aluminum housing and mounting box are designed for installation over standard single gang J-Boxes and mud ring single gang J-Boxes. The luminaire allows for through-wired or conduit entry from the top, bottom, sides and rear. The housing design is intended specifically for LED technology including a weathertight LED driver compartment and thermal management. Optic design features industry-leading NanoOptic® Precision Delivery Grid™ system in multiple distributions.

Applications: General area and security lighting

Performance Summary

NanoOptic® Precision Delivery Grid™ optic

Assembled in the U.S.A. of U.S. and imported parts

CRI: Minimum 70 CRI

CCT: 3000K (+/- 300K); 4000K (+/- 300K); 5700K (+/- 500K)

Limited Warranty[†]: 10 years on luminaire/10 years on Colorfast DeltaGuard® finish

[†] See <http://lighting.cree.com/warranty> for warranty terms

Accessories

Field-Installed

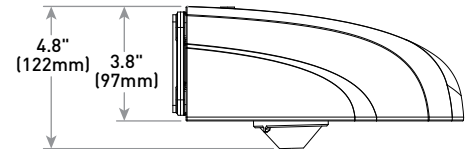
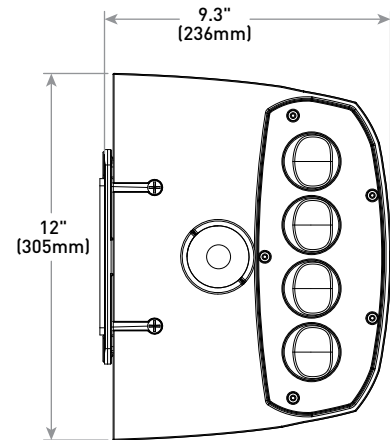
Beauty Plate

WM-PLT12** - 12" (305mm) Square

WM-PLT14** - 14" (356mm) Square

- Covers holes left by incumbent wall packs

** Must specify color



Multi-Level Sensor location
(ordered as an option)

Weight

9.5 lbs. (4.3kg)

Ordering Information

Example: XSPW-A-0-2-F-C-U-Z

Product	Version	Mounting	Optic	Modules	Input Power Designator	Voltage	Color Options	Options
XSPW	A	0 Wall	2 Type II Medium 3 Type III Medium	30K 3000K F 4000K M 5700K	C 42W G 25W	U Universal 120-277V 1 120V - Available with P option only 2 208-277V - Available with P option only 6* 347V	S Silver T Black W White Z Bronze	K Multi-Level - Refer to ML spec sheet for details - Available with Input Power Designator C only - Available with U and 6 voltages only P Photocell - Not available with K option - Available with 1 or 2 voltages only

* Available in Canada only. 347V utilizes magnetic step-down transformer. For input power for 347V, refer to the Electrical Data table



US: lighting.cree.com

T (800) 236-6800 F (262) 504-5415

Rev. Date: VersionA V10 02/22/2018

Canada: www.cree.com/canada



T (800) 473-1234 F (800) 890-7507

Product Specifications

CONSTRUCTION & MATERIALS

- Slim, low profile design
- Luminaire housing specifically designed for LED applications with advanced LED thermal management and driver
- Luminaire mounting box designed for installation over standard single gang J-Boxes and mud ring single gang J-Boxes
- Luminaire can also be direct mounted to a wall and surface wired
- Secures to wall with four 3/16" (5mm) screws (by others)
- Conduit entry from top, bottom, sides, and rear
- Designed and UL approved for easy through-wiring
- Designed for downlight applications only
- Exclusive Colorfast DeltaGuard® finish features an E-coat epoxy primer with an ultra-durable powder topcoat, providing excellent resistance to corrosion, ultraviolet degradation and abrasion. Silver, black, white and bronze are available
- **Weight:** 9.5lbs. (4.3kg)

ELECTRICAL SYSTEM

- **Input Voltage:** 120-277V or 347V, 50/60Hz
- **Power Factor:** > 0.9 at full load
- **Total Harmonic Distortion:** < 20% at full load
- Class 2 driver
- Integral 10kV surge suppression protection standard
- When code dictates fusing, a slow blow fuse or type C/D breaker should be used to address inrush current
- C Input Power Designator is designed with 0-10V dimming capabilities standard. Controls by others
- **10V Source Current:** 0.15 mA

REGULATORY & VOLUNTARY QUALIFICATIONS

- cULus Listed
- Suitable for wet locations
- Enclosure rated IP66 per IEC 60529
- DLC qualified. Please refer to <https://www.designlights.org/search/> for most current information
- 10kV surge suppression protection tested in accordance with IEEE/ANSI C62.41.2
- Meets FCC Part 15, Subpart B, Class A standards for conducted and radiated emissions
- Luminaire and finish endurance tested to withstand 5,000 hours of elevated ambient salt fog conditions as defined in ASTM Standard B 117
- Meets Buy American requirements within ARRA
- RoHS compliant. Consult factory for additional details

Electrical Data*							
Input Power Designator	System Watts 120-277V	System Watts 347V	Total Current (A)				
			120V	208V	240V	277V	347V
C	42	46	0.36	0.21	0.19	0.16	0.14
G	25	27	0.22	0.13	0.11	0.10	0.08

* Electrical data at 25°C (77°F). Actual wattage may differ by +/- 10% when operating between 120-347V +/- 10%

XSPW Series Ambient Adjusted Lumen Maintenance ¹						
Ambient	Input Power Designator	Initial LMF	25K hr Projected ² LMF	50K hr Projected ² LMF	75K hr Projected ² LMF	100K hr Calculated ³ LMF
5°C (41°F)	C	1.04	1.02	1.01	1.01	1.00
	G					
10°C (50°F)	C	1.03	1.01	1.00	1.00	0.99
	G					
15°C (59°F)	C	1.02	1.00	0.99	0.98	0.98
	G					
20°C (68°F)	C	1.01	0.99	0.98	0.97	0.97
	G					
25°C (77°F)	C	1.00	0.98	0.97	0.96	0.96
	G					

¹ Lumen maintenance values at 25°C (77°F) are calculated per TM-21 based on LM-80 data and in-situ luminaire testing. Luminaire ambient temperature factors (LATF) have been applied to all lumen maintenance factors

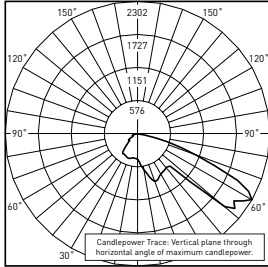
² In accordance with IESNA TM-21-11, Projected Values represent interpolated value based on time durations that are within six times (6X) the IESNA LM-80-08 total test duration (in hours) for the device under testing (DUT) i.e. the packaged LED chip

³ In accordance with IESNA TM-21-11, Calculated Values represent time durations that exceed six times (6X) the IESNA LM-80-08 total test duration (in hours) for the device under testing (DUT) i.e. the packaged LED chip

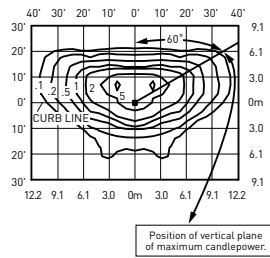
Photometry

All published luminaire photometric testing performed to IESNA LM-79-08 standards by a NVLAP accredited laboratory. To obtain an IES file specific to your project consult: <http://lighting.cree.com/products/outdoor/wall-mount/xsp-series-wall>

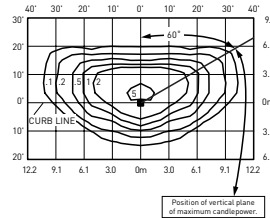
2



CESTL Test Report #: 2014-0017
XSPW-A*-2-F-G-U-S
Initial Delivered Lumens: 2,739



XSPW-A*-2-F-C-U-S
Mounting Height: 10' (3.0m) A.F.G.
Initial Delivered Lumens: 3,819
Initial FC at grade

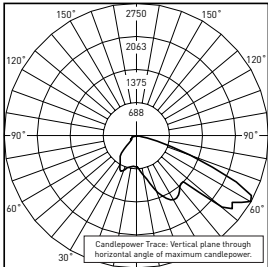


XSPW-A*-2-F-G-U-S
Mounting Height: 10' (3.0m) A.F.G.
Initial Delivered Lumens: 2,529
Initial FC at grade

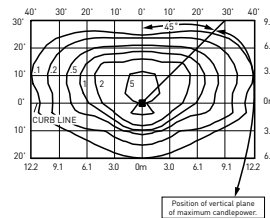
Type II Medium Distribution				
Input Power Designator	3000K/4000K		5700K	
	Initial Delivered Lumens*	BUG Ratings** Per TM-15-11	Initial Delivered Lumens*	BUG Ratings** Per TM-15-11
C	3,819	B1 U0 G1	4,109	B1 U0 G1
G	2,529	B1 U0 G1	2,722	B1 U0 G1

* Initial delivered lumens at 25°C (77°F). Actual production yield may vary between -10 and +10% of initial delivered lumens
 ** For more information on the IES BUG (Backlight-Uplight-Glare) Rating visit: <https://www.ies.org/wp-content/uploads/2017/03/TM-15-11BUGRatingsAddendum.pdf>

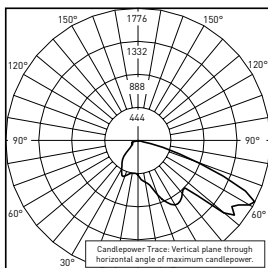
3



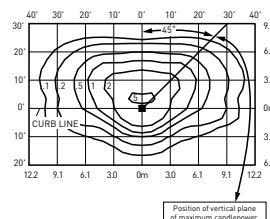
CESTL Test Report #: 2014-0018
XSPW-A*-3-F-C-U-S
Initial Delivered Lumens: 4,187



XSPW-A*-3-F-C-U-S
Mounting Height: 10' (3.0m) A.F.G.
Initial Delivered Lumens: 3,819
Initial FC at grade



CESTL Test Report #: 2014-0019
XSPW-A*-3-F-G-U-S
Initial Delivered Lumens: 2,692



XSPW-A*-3-F-G-U-S
Mounting Height: 10' (3.0m) A.F.G.
Initial Delivered Lumens: 2,529
Initial FC at grade

Type III Medium Distribution				
Input Power Designator	3000K/4000K		5700K	
	Initial Delivered Lumens*	BUG Ratings** Per TM-15-11	Initial Delivered Lumens*	BUG Ratings** Per TM-15-11
C	3,819	B1 U0 G1	4,109	B1 U0 G1
G	2,529	B1 U0 G1	2,722	B1 U0 G1

* Initial delivered lumens at 25°C (77°F). Actual production yield may vary between -10 and +10% of initial delivered lumens
 ** For more information on the IES BUG (Backlight-Uplight-Glare) Rating visit: <https://www.ies.org/wp-content/uploads/2017/03/TM-15-11BUGRatingsAddendum.pdf>