





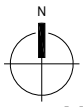




- KEY**
-  PRIMARY ACCESS
 -  NEIGHBORHOOD CONNECTION
 -  PATH CIRCULATION
 -  PARK BOUNDARY
 -  PARKING AREA
 -  FITNESS STATION

Scale: 0 140



MEADOWVIEW PARK - MASTER PLAN

SAA Design Group, Inc. | 101 east Badger Road Madison WI 53713 | t 608.255.0800 | f 608.255.7750 | www.saa-madison.com | #2605