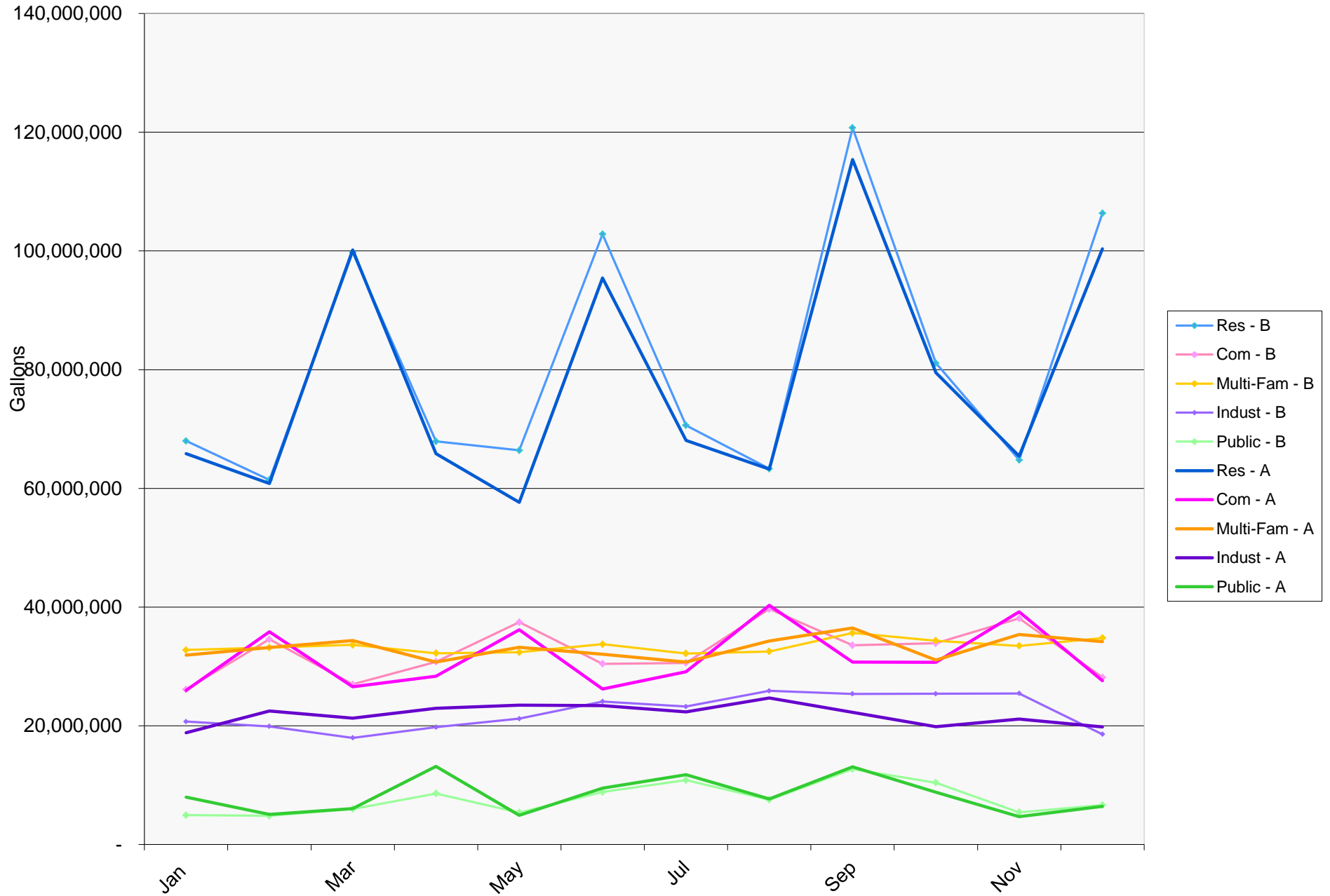


WWU
Billed Gallons
Actual v Budget
2013 - 2015



**WAUKESHA WATER UTILITY
STATEMENT OF SOURCES AND USES OF CASH
PERIOD ENDING DECEMBER 31, 2015**

Cash Balance - November 30, 2015

\$22,047,285

SOURCES:

Operations:

Customers - water sales	\$777,598
Waste Water Utility - joint metering billing	59,460
Rent of utility property - cellular leases	38,797
Receipts on sewer bills	877,408
Other - miscellaneous	10,268
Total Cash From Operating Activities	<u>\$1,763,531</u>

Capital and Related Financing Activities:

Grants	
Contributions	8,348
Issuance of long-term debt	
Sale of short-term debt	
Interest income	4,519
Total Cash From Capital/ Investing Activities	<u>\$12,867</u>

Total Cash Receipts

\$1,776,398

USES:

Salaries, wages, payroll taxes and benefits	\$231,102
Subcontracted and outside services	53,343
Disbursement to city for sewer transfer	973,428
Pumping power	54,125
Purchase of materials and supplies	148,791
Tax equivalent - PILOT	
Acquisition of capital assets	797,895
Debt service - principal	
Debt service - interest	88,928

Total Cash Used

\$2,347,612

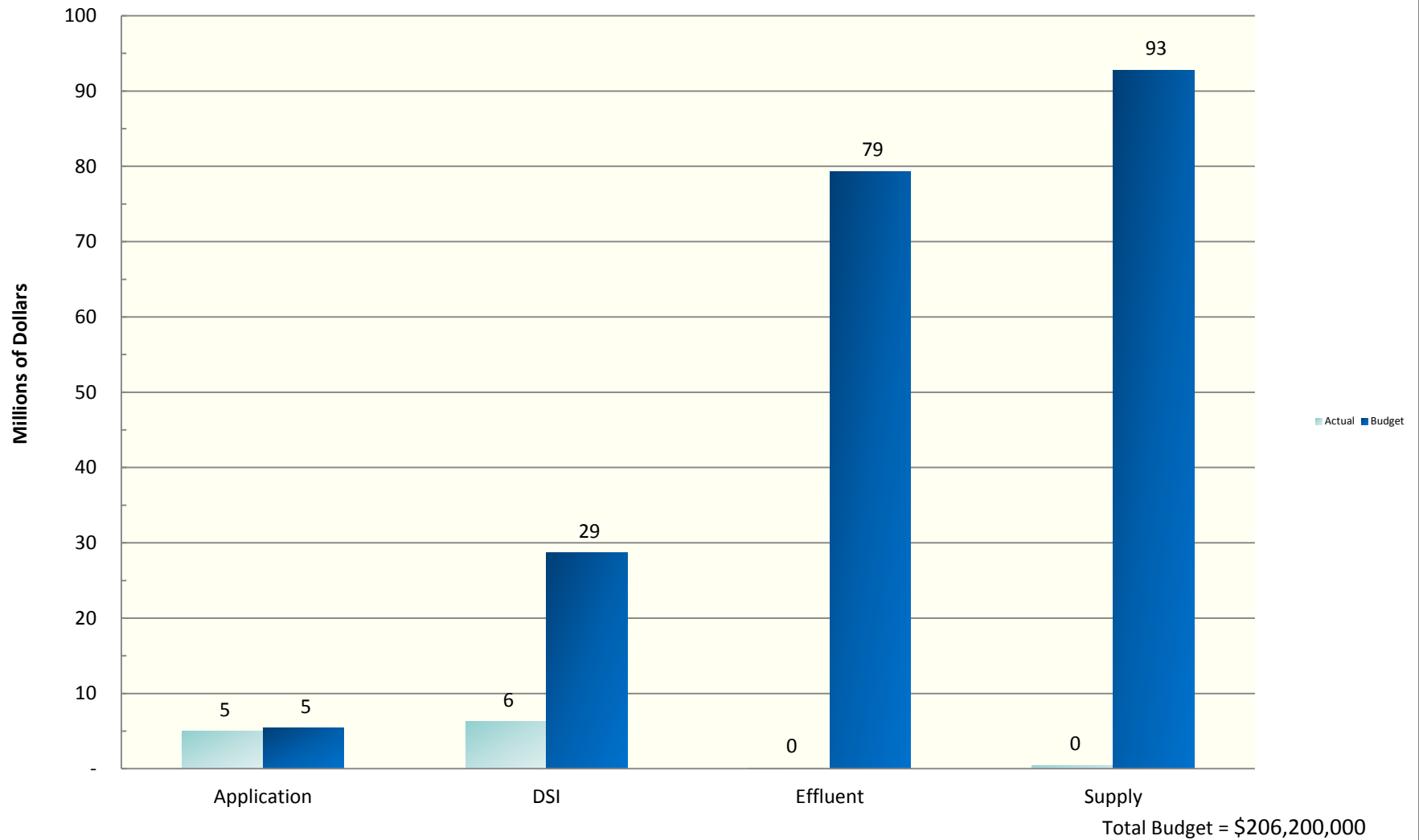
Net Change in Cash

(\$571,214)

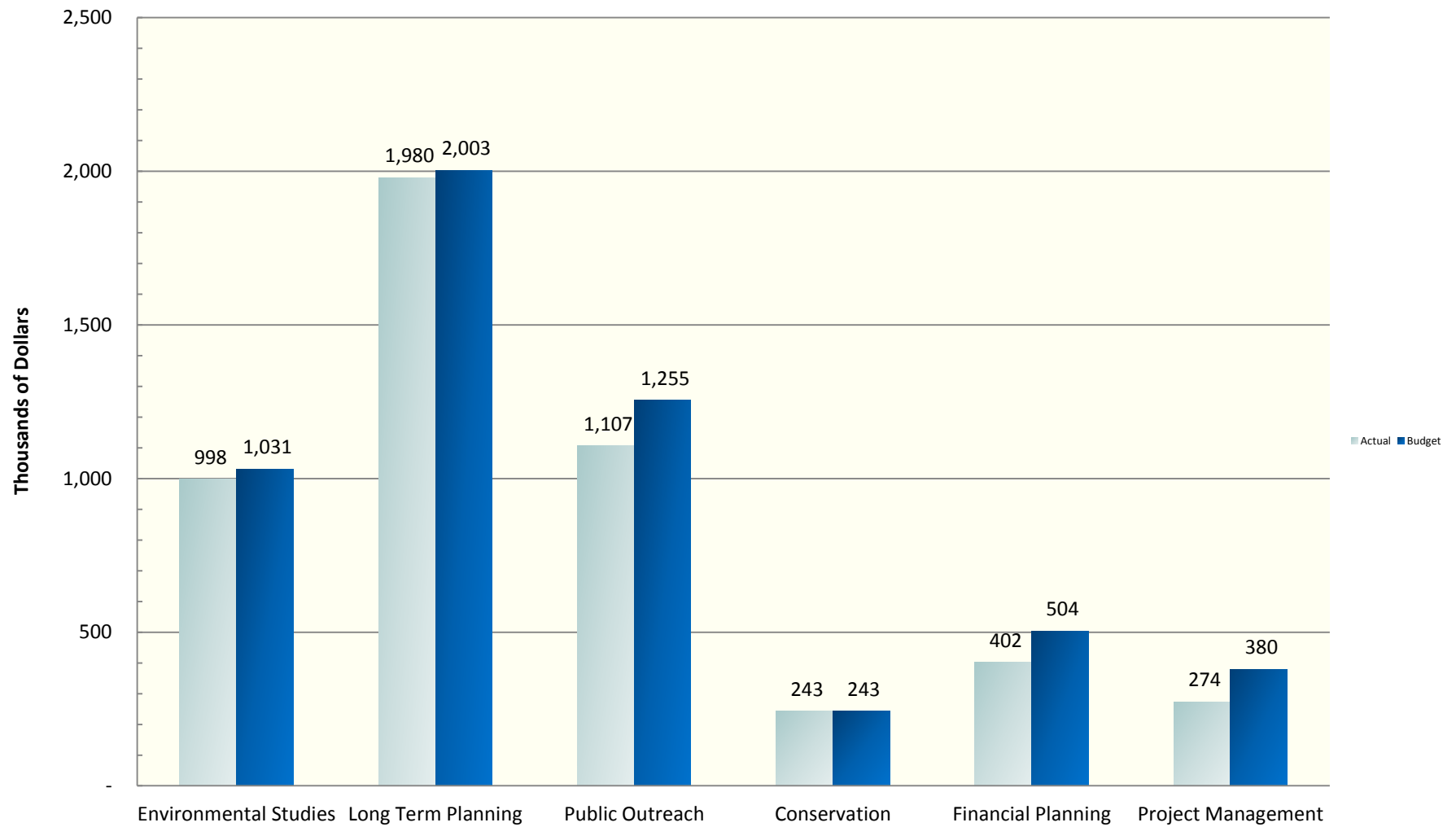
Cash Balance - December 31, 2015

\$21,476,071

WWU
Future Water Supply - OCR
Actual v. Budget
2009 - Present



WWU
Future Water Supply - OCR
Application - Sub Costs
2009 - Present



Application Budget = \$ 5,415,620

WWU
TRANSMISSION AND DISTRIBUTION
BUDGET VARIANCE ANALYSIS

Project	Project #	Description/Location	Budget	Current Estimate	PJC Total	Aldermanic District	Construction Completion Date
S. East Avenue	M00449	Water Main Relay from Sunset Dr to 100' South of Estberg Ave	\$8,629,917	\$ 997,289	\$ 968,488	10 Steve Johnson	Complete
USH 18 (Moreland Blvd)	M00453	Valve Replacements, Hydrant Relocations and Hydrant Additions from Manhattan Drive to IH-94. Construction in 2017		\$ -	\$ 4,014	1 Terry Thieme	
						3 Christopher Hernandez	
Maple Ave	M00479	Water Main Relay from Wisconsin Ave. to Main St.		\$ 132,375	\$ 88,757	11 Erik Helgestad	Complete
Maple Ave	M00480	Water Main Relay from College Ave. to Wisconsin Ave.		\$ 625,000	\$ 537,035	11 Erik Helgestad	Complete
Rosemary St.	M00481	Water Main Relay from National Ave. to Arcadian Ave., National to Greenbush		\$ 300,016	\$ 239,908	3 Christopher Hernandez	Complete
Summit Ave.	M00483	Water Main Relay from Sylvan Terrace to Cumberland		\$ 190,000	\$ 113,965	2 Eric Payne	Complete
						4 Joe Pieper	
						15 Cory Payne	
Les Paul Parkway - Phase 1	GLCD0002	Water Main Relay from Arcadian Ave. to Broadway		\$ 3,258,278	\$ 3,108,855	1 Terry Thieme	Complete
						2 Eric Payne	
						3 Christopher Hernandez	
						11 Erik Helgestad	
Les Paul Parkway - Phase 2	GLCD0003	Water Main Relay from Broadway to Sunset Dr. (Design only in 2015)		\$ 240,000	\$ 161,869	1 Terry Thieme	
						2 Eric Payne	
						3 Christopher Hernandez	
						11 Erik Helgestad	
Main St., N. West Ave.	GLCD0004	Water Main Relay from Wisconsin Ave. to Clinton St.		\$ 825,687	\$ 676,643	2 Eric Payne	Complete
						11 Erik Helgestad	
Oversizing costs		WWU portion of Cloverland Farms - 12 to 16"	\$113,814	\$ 113,814	\$ 113,814	City of Pewaukee	Complete
Miscellaneous T&D			\$521,894	\$ 521,894	\$ 521,894		
Routine Transmission & Distribution			\$9,265,625	\$ 7,204,353	\$ 6,535,241		
Developer Contributed Projects			\$2,705,463	\$ 2,705,463	\$ 238,618		
Total Transmission & Distribution			\$11,971,088	\$ 9,909,816	\$ 6,773,859		
Bold Totals are Based on Bids				Budget Remaining \$2,061,272			