



CITY OF WAUKESHA

2019 ANNUAL BUDGET

2019 Executive Operating Budget
Table of Contents

Fund		Page #
	<u>Mayor's Message</u>	<u>1</u>
	<u>Executive Summary Letter</u>	<u>2 - 6</u>
	<u>City Profile</u>	<u>7 - 18</u>
	<u>Waukesha & Comparable Communities</u>	<u>19 - 25</u>
	<u>Case Study: Keeping the Code</u>	<u>26 - 27</u>
	<u>Case Study: In Your Neighborhood</u>	<u>28 - 29</u>
	<u>Notice of Public Hearing</u>	<u>30</u>
100	<u>Consolidated Budget Summary</u>	<u>31 - 34</u>
	<u>Outstanding Debt Summary</u>	<u>35</u>
100	<u>General Fund</u>	<u>36</u>
	<u>General Fund Revenues</u>	<u>37 - 45</u>
	<u>General Fund Expenditures</u>	<u>46</u>
	<u>General Government</u>	<u>47</u>
	<u>Administration</u>	<u>48</u>
	<u>City Administrator</u>	<u>49 - 50</u>
	<u>Mayor's Office</u>	<u>51 - 52</u>
	<u>City Council</u>	<u>53</u>
	<u>Municipal Court</u>	<u>54 - 55</u>
	<u>Human Resources</u>	<u>56 - 59</u>
	<u>Assessor's Office</u>	<u>60 - 61</u>
	<u>Finance</u>	<u>62 - 63</u>
	<u>City Clerk/Treasurer</u>	<u>64</u>
	<u>Clerk</u>	<u>65</u>
	<u>Elections</u>	<u>66</u>
	<u>Treasurer</u>	<u>67</u>
	<u>Attorney's Office</u>	<u>68 - 69</u>
	<u>Community Development</u>	<u>70</u>
	<u>Planning</u>	<u>71</u>
	<u>Redevelopment Authority</u>	<u>72</u>
	<u>Landmarks</u>	<u>73</u>
	<u>Tourism</u>	<u>74</u>
	<u>Weed Control</u>	<u>75</u>
	<u>City Hall</u>	<u>76 - 77</u>
	<u>Information Technology</u>	<u>78 - 80</u>
	<u>Public Safety</u>	<u>81</u>
	<u>Police Department</u>	<u>82 - 93</u>
	<u>Fire Department</u>	<u>94 - 100</u>
	<u>Community Development-Building Inspection</u>	<u>101 - 102</u>

2019 Executive Operating Budget


Table of Contents

Fund		Page #
100 (Con't)	<u>Other Public Safety Services</u>	<u>103</u>
	<u>Emergency Government</u>	<u>104</u>
	<u>Police & Fire Commission</u>	<u>105</u>
	<u>Animal Shelter</u>	<u>106</u>
	<u>Police Reserve</u>	<u>107</u>
	<u>School Crossing Guards</u>	<u>108</u>
	<u>Weights & Measures</u>	<u>109</u>
	<u>Public Works</u>	<u>110</u>
	<u>Engineering Department</u>	<u>111 - 113</u>
	<u>Public Works/Street Maintenance</u>	<u>114 - 121</u>
	<u>Culture & Recreation</u>	<u>122</u>
	<u>Library</u>	<u>123 - 134</u>
	<u>Parks, Recreation & Forestry</u>	<u>135</u>
	<u>Parks</u>	<u>136 - 140</u>
	<u>Recreation</u>	<u>141 - 143</u>
	<u>Forestry</u>	<u>144</u>
	<u>Community Special Events</u>	<u>145 - 146</u>
	<u>Solid Waste Management</u>	<u>147</u>
	<u>Garbage Collection</u>	<u>148 - 149</u>
	<u>Composting</u>	<u>150 - 151</u>
	<u>West Ave. Landfill</u>	<u>152 - 153</u>
	<u>Recycling</u>	<u>154 - 155</u>
	<u>Non-Departmental</u>	<u>156</u>
	<u>Tax Assessment Refunds</u>	<u>157 - 158</u>
	<u>Property & Liability Insurance</u>	<u>159 - 160</u>
	<u>Unallocated Employee Benefits</u>	<u>161 - 162</u>
	<u>Contingency</u>	<u>163 - 164</u>
	<u>General Fund Operating Transfers</u>	<u>165 - 169</u>
	 <u>Special Revenue Funds</u>	 <u>170</u>
206	<u>Fire Historical Preservation</u>	<u>171 - 172</u>
207	<u>Citywide Fiber Maintenance</u>	<u>173 - 174</u>
225	<u>Parks & Recreation Special Revenue Fund</u>	<u>175 - 179</u>
226	<u>Carl Zach Cycling</u>	<u>180 - 181</u>
227	<u>Oktoberfest</u>	<u>182 - 183</u>
228	<u>Sponsorships (General) Events</u>	<u>184 - 188</u>
230	<u>Public Works Impact Fees</u>	<u>189 - 190</u>
240	<u>Parkland Dedication</u>	<u>191 - 192</u>
241	<u>Library Impact Fees</u>	<u>193 - 194</u>
242	<u>Police Department Impact Fees</u>	<u>195 - 196</u>
243	<u>Civic Band</u>	<u>197 - 198</u>
244	<u>Community Development Programs</u>	<u>199 - 200</u>
265	<u>Library Café</u>	<u>201 - 202</u>
270	<u>JanBoree Special Revenue</u>	<u>203 - 204</u>

2019 Executive Operating Budget
Table of Contents

Fund		Page #
300	<u>Debt Service Fund</u>	<u>205 - 206</u>
 Capital Projects Funds (See Community Investment Program document) 		
	<u>Enterprise Funds</u>	<u>207</u>
602	<u>Parking Utility</u>	<u>208 - 214</u>
603	<u>Clean Water Plant</u>	<u>215 - 222</u>
604	<u>Prairie Home Cemetery</u>	<u>223 - 227</u>
605	<u>Clean Water - Return Flow</u>	<u>228 - 229</u>
607	<u>Waukesha Transit System</u>	<u>230 - 232</u>
	 <u>Internal Service Funds</u>	 <u>233</u>
720	<u>Printing</u>	<u>234 - 235</u>
760	<u>Dental & Life Insurance</u>	<u>236 - 239</u>
761	<u>Health Insurance</u>	<u>240 - 242</u>
770	<u>Other Insurances (Prop & Liab, Worker's Compensation, etc)</u>	<u>243 - 247</u>
	 <u>Trust Funds</u>	 <u>248</u>
814	<u>Emergency Medical Assistance Trust</u>	<u>249 - 251</u>
817	<u>Federal Confiscated Property Trust</u>	<u>252 - 254</u>
818	<u>State Confiscated Property Trust</u>	<u>255 - 256</u>
819	<u>Sick Leave Conversion</u>	<u>257 - 258</u>
844	<u>H.B. Mills Trust</u>	<u>259 - 260</u>
841/842/845/850	<u>Cemetery Trusts</u>	<u>261 - 265</u>
843	<u>Library Endowments</u>	<u>266 - 270</u>

Page intentionally left blank for Mayor's Message



CITY ADMINISTRATOR

201 DELAFIELD STREET
WAUKESHA, WISCONSIN 53188-3633
TELEPHONE 262/524-3701 FAX 262/524-3899

Kevin M. Lahner
klahner@waukesha-wi.gov






To: Mayor and City Council
CC: Department Directors
From: Kevin Lahner, City Administrator
Subject: 2019 Executive Budget Summary
Date: September 24, 2018

Dear Honorable Mayor Shawn Reilly and Members of the City Council:

The proposed 2019 budget represents a tremendous amount of work by a considerable portion of our team. As I have stated in past years, while we will spend the next few months politely debating dollar figures of various amounts, the 2019 Budget Document is truly a policy document. It is a representation of the values of our community as expressed by our City Leaders. The values are expressed in terms of the amount of resources we have committed to our programs, departments and personnel.

Budget Values

In September, the Common Council completed an extensive process that resulted in the adoption of an updated Strategic Plan. The Strategic Plan maintains our mission which is: *"We are dedicated to enhancing the community's quality of life through efficient, effective and responsive government."* The 2019 Budget is reflective of this mission. As you will see throughout the budget document, the proposed expenditures reflect a focus on this mission and the City's Strategic Plan Focus Areas. To that end, the budget document reports various measures and accomplishments related to these Strategic Plan Focus Areas. Additionally, the goals listed in each department are directly related to the Strategic Plan. The Strategic Plan Focus Areas are:

-  **Safe and Secure** - Work in Partnership with the community to prevent, respond to, and mitigate unsafe conditions and emergencies with a focus on problem solving.
-  **Well Managed/Financially Sound** - Develop fiscally sound financial practices and effectively manage public resources within budgetary limitations. Be a good steward of public finances, continually seeking more efficient, cost effective ways to provide services.
-  **Customer Focused** - Provide prompt and responsive service with a caring attitude.
-  **Economically Strong and Diverse** - Use strategies and policies that are forward thinking to retain and expand existing businesses, attract new businesses and high-quality jobs, and promote quality redevelopment.
-  **Well Planned, Sustainable and Environmentally Sensitive** - Plan appropriately to be a City whose development, natural resources and public infrastructure are sustainable, accessible and environmentally sensitive while keeping pace with growth.





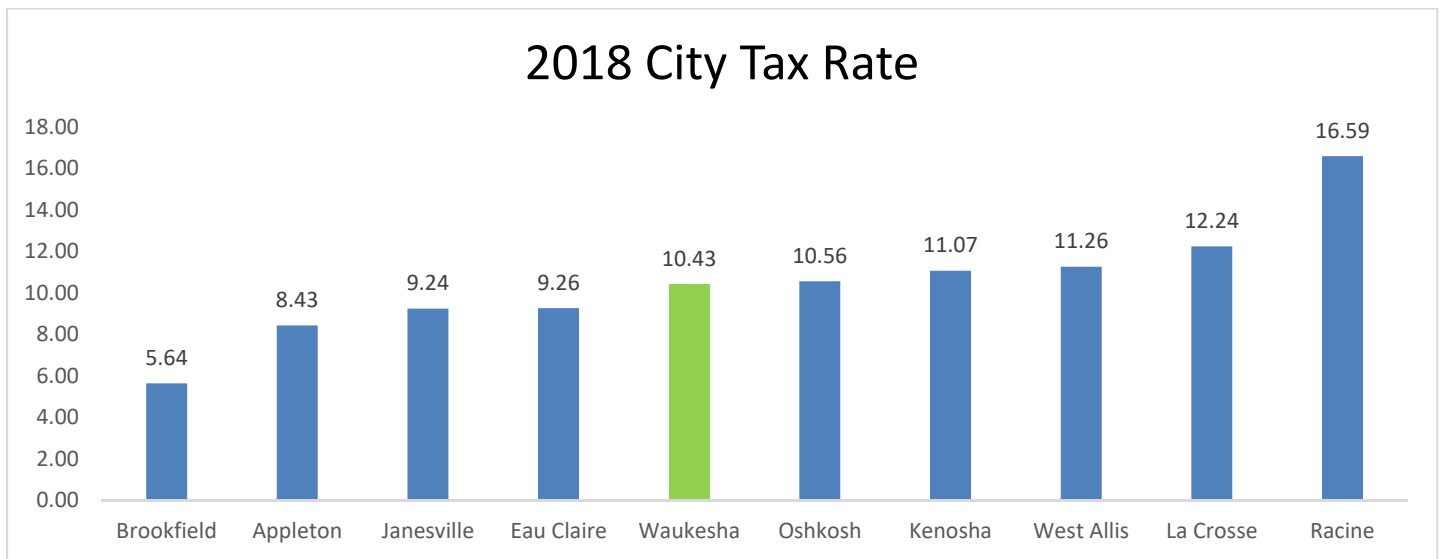
Civic, Cultural and Recreational Center for the Region - Foster exceptional programs, services and facilities that promote a continued renaissance highlighting our arts community, musical assets, library services, parks/open spaces and diverse recreational opportunities.



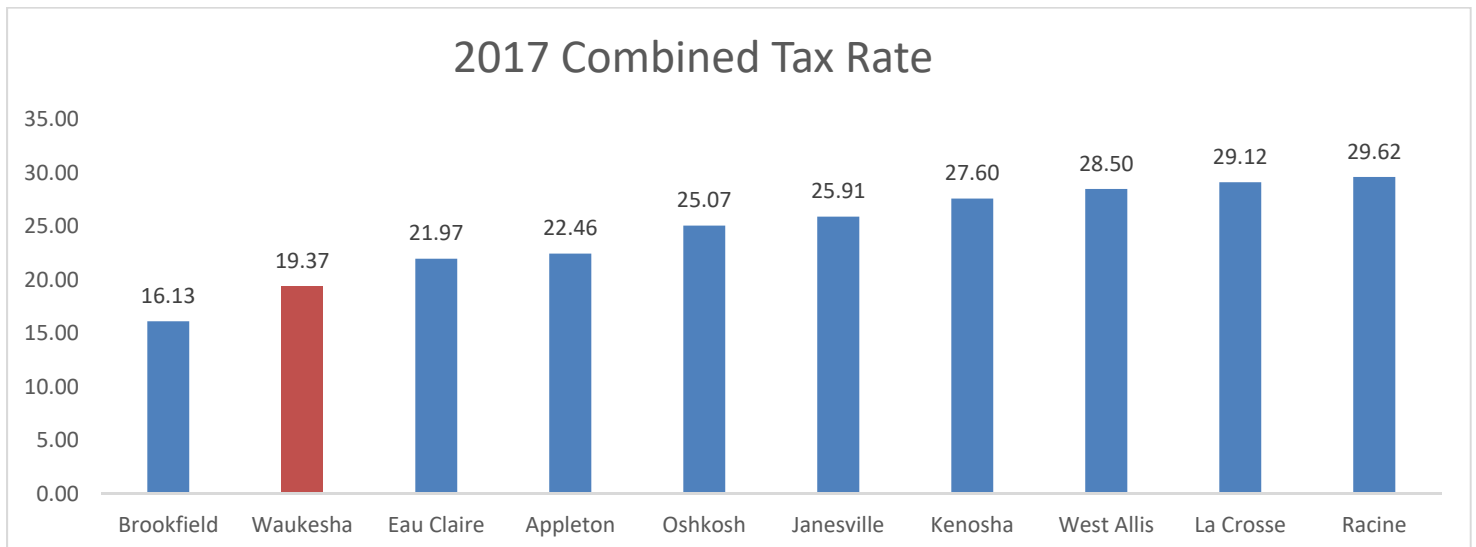
Vibrant Neighborhoods and Business Area - Promote attractive and clean neighborhoods with a sense of identity. Promote redevelopment while preserving historical assets.

Revenue and Taxes

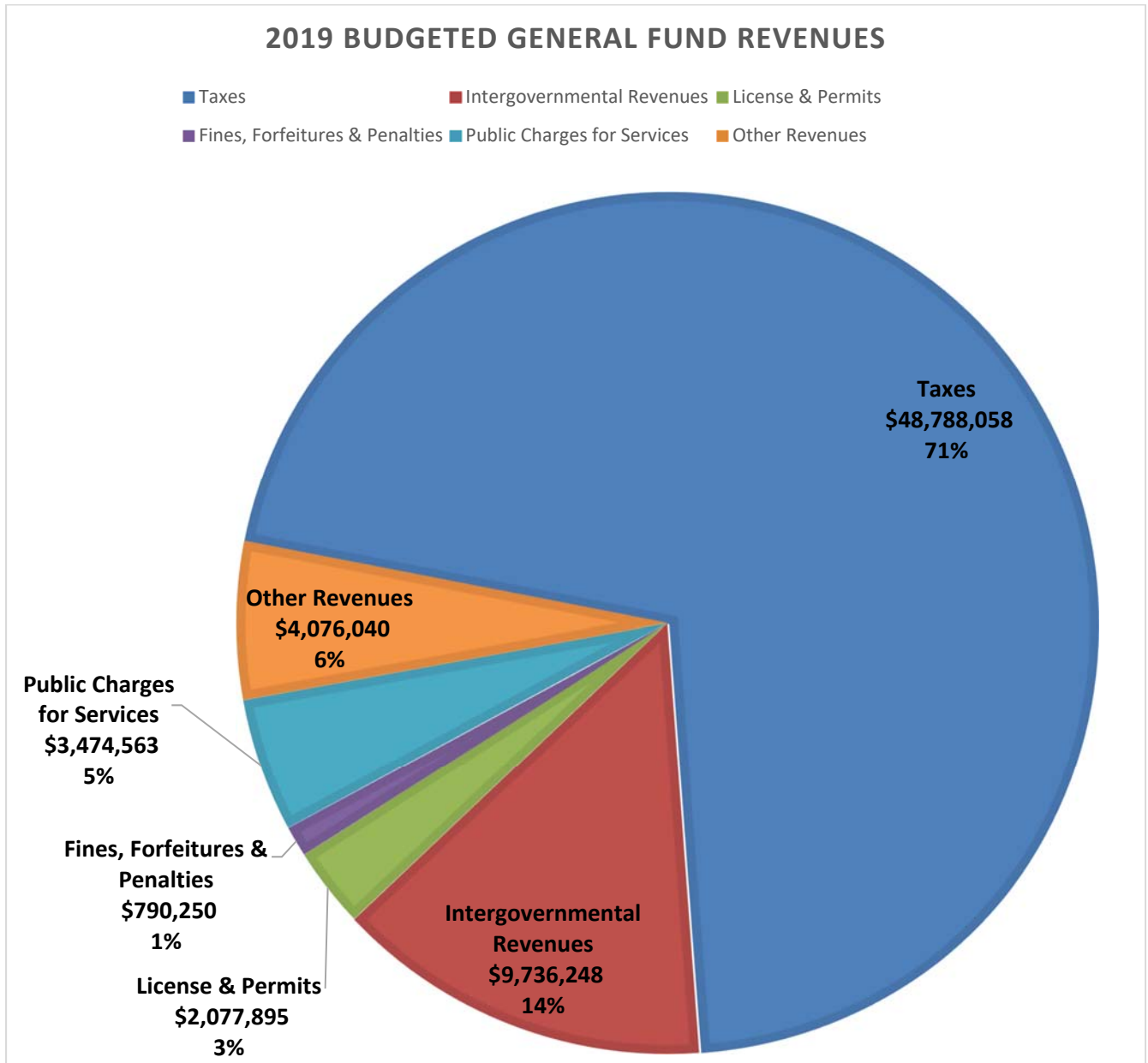
One of the major areas of concern among the Common Council and our residents is property taxes and making sure that residents are provided value in the areas of public safety, public works, economic development, community development and parks and recreation that they desire from their tax dollar. While the City of Waukesha’s tax rate and tax levy has increased slightly in recent years, the City’s tax burden is average when compared with cities of similar size and demographics. The 2018 Tax Rate ranks Waukesha 5th among its 10 comparison cities. These Cities range in size from 30,000 in population to 100,000 in population.



The overall tax burden for the City of Waukesha resident is quite low when compared to all other communities in the State of Wisconsin. Waukesha’s combined tax rate ranks it in the bottom third of all municipalities in Wisconsin and 2nd lowest among our comparison cities.



Lastly, it is important to point out two other factors that influence our taxes. One, that approximately 25% of the City’s total land area is tax exempt. This includes large properties such as the Waukesha County Courthouse and Expo Center, Carroll University and the ProHealth Waukesha Memorial Hospital. Secondly, the City of Waukesha receives significantly less state aid than our comparison communities. Waukesha’s state aid among our comparison communities is second lowest, and significantly lower than other cities of our size. The chart below represents our General Fund Revenues. As noted 71% of our funds come from property taxes, with 14% coming from state aids.



Expenditures

Public Safety spending makes up nearly half, or 48% of our total General Fund expenditures. Culture and Recreation make up 14% of our total budget, including the City’s contribution to our library, and 13% is spent on Public Works (excluding Clean Water Plant expenditures which are funded through wastewater fees in an Enterprise Fund.) The proposed budget includes keeping the current level of service for our existing departments, and incorporates some additional positions to maintain our services.

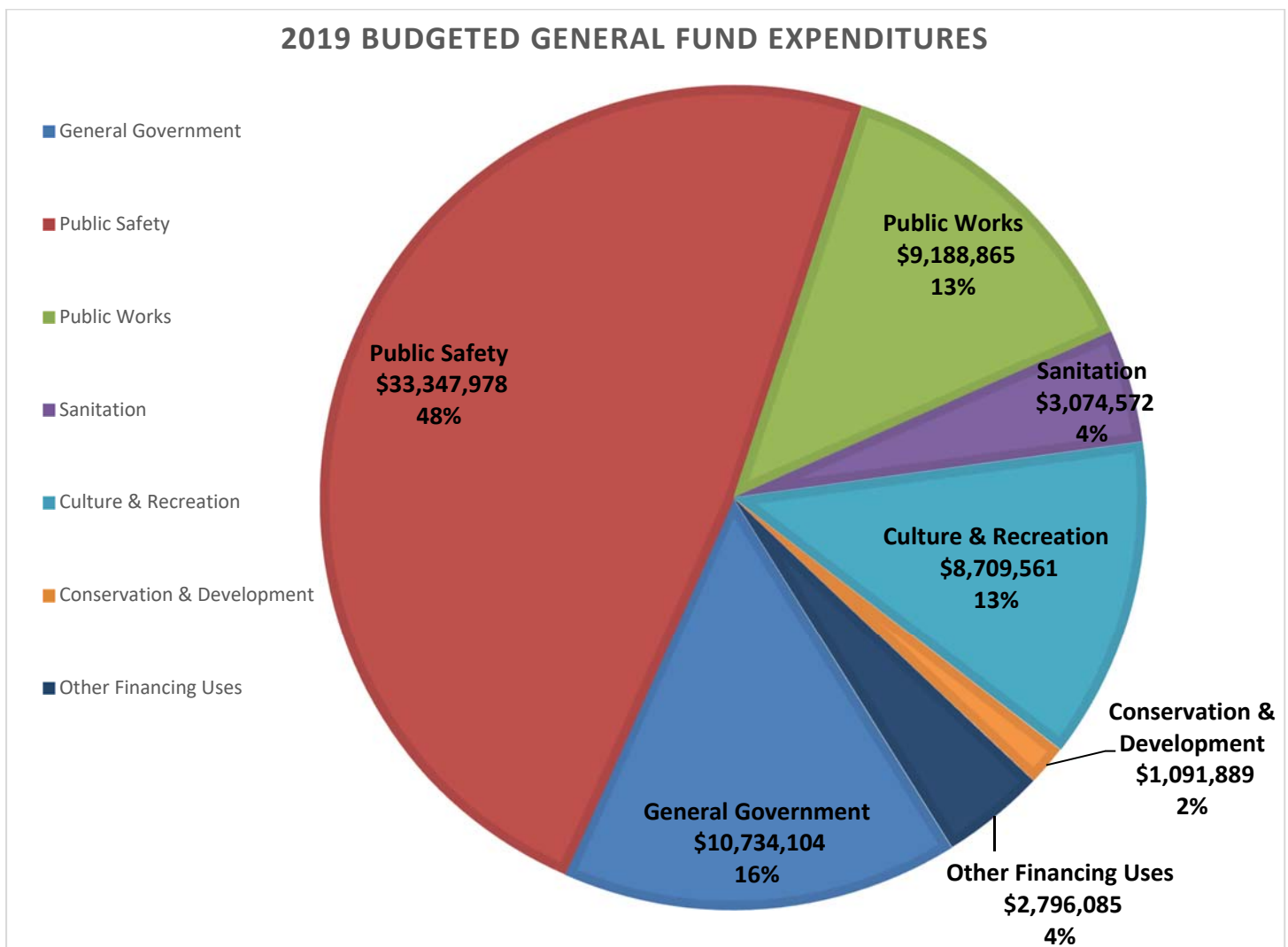
Public Safety – The budget proposes adding an additional supervisor (Police Sergeant) and two School Resource Officers to the Police Department. The City and the School District are working together to phase in additional funding for the

School Resource Officers, and bring the school’s total share to 65% of the total costs. The new sergeant will increase the level of supervision to our police officers and provide needed operational management and support.

Economic Development – The budget continues to reflect our participation in the new Waukesha County Center for Growth. Additionally, the Center for Growth is starting a collaborative loan fund to assist with future economic development. We are also continuing our partnerships in Downtown Waukesha as we implement the next phase of our Downtown branding effort and support a multitude of special events that add to our quality of life. Lastly, we will continue to explore the use of Tax Increment Financing Districts to promote economic growth in the appropriate areas.

Infrastructure Needs – We are again proposing an aggressive Community Investment Program (CIP) to address our road, wastewater, storm sewer, and facility needs. As you are aware, the construction of a new City Hall was passed in the Community Investment Program for approximately \$27 million. Additionally, we continue to rebuild major streets, resurface residential areas and repair/replace existing sidewalks. On the Wastewater side, we are also continuing a robust maintenance program for our sanitary sewer collection systems, including rehabbing aging pipes and refurbishing pump stations, and where possible removing pump stations and establishing gravity flow.

Retaining a Quality Workforce - Notable items in the Operating Budget are the implementation of our Employee Performance Appraisal Program, which is now fully in place. We continue to see great success with the joint City/County/School District Employee Wellness Center, offering low-cost health care options to our employees, while also reducing our health insurance claims costs. The City’s participation in the clinic continues to rise, and the addition of Physical Therapy to the clinic is showing cost savings to our health insurance fund. We continue to exceed expectations and keep our insurance rates level and are projecting to do so again in 2019.



Expenditure Restraint Program Challenges

The Expenditure Restraint Program provides the City with approximately \$2.17 million if we limit budgeted expenditure growth to an amount that is equal to the previous year's budgeted expenditures plus an inflation and valuation factor. The inflation factor equals the average annual percentage change in the U.S. consumer price index for all urban consumers as determined by the U. S. Department of Labor for the 12-month period from October 1 to September 30 prior to the year for which the municipal budget is determined. The valuation factor equals 60% of the percentage change in the municipality's equalized value due to net new construction (new improvements minus improvements removed), but no more than 2% and no less than 0%.

This year, the Expenditure Restraint program will allow expenditures for the City to rise 2.9 percent. The increase is due to new economic growth in our area as both the CPI and net new construction have increased over last year. The proposed budget falls below both the ERP and state-imposed Levy Limit caps.

Sincerely,

A handwritten signature in blue ink that reads "Kevin M. Lahner". The signature is fluid and cursive, with the first letters of each name being capitalized and prominent.

Kevin M. Lahner
City Administrator

CITY OF WAUKESHA PROFILE

OVERVIEW

The City of Waukesha, WI is an award winning, growing community located along the shores of the Fox River, 15 miles west of Milwaukee.

As the seventh largest City in the state with close to 72,000 people, Waukesha is the manufacturing hub of Waukesha County and home to many of the area's largest employers.

The City has a thriving historic downtown boasting concerts, a farmer's market, scenic Riverwalk and unique festivals.

Waukesha also includes great neighborhoods, excellent schools, and an award winning park system, all helping to make it the perfect place to live, work, and play.



Mayor

Shawn N. Reilly

City Council

District 1 - Terry Thieme

District 2 - Eric Payne

District 3 - Cassie Rodriguez

District 4 - Joe Pieper

District 5 - Peter Bartels

District 6 - Jack Wells

District 7 - Daniel Manion—Council President

District 8 - Vance Skinner

District 9 - Kathleen Cummings

District 10 - Steve Johnson

District 11 - Erik Helgestad

District 12- Aaron Perry

District 13 - Dean Lemke

District 14 - Sarah Wilke

District 15 - Cory Payne

City Administrator

Kevin Lahner

Department Heads

Dr. Fred Abadi, Public Works

Rich Abbott, Finance

Jennifer Andrews, Community Development

Nancy Faulk, Cemetery

Bruce Gay, Library

Ron Grall, Parks, Recreation and Forestry

Steve Howard, Fire Chief

Russell Jack, Police Chief

Paul Klauck, Assessor

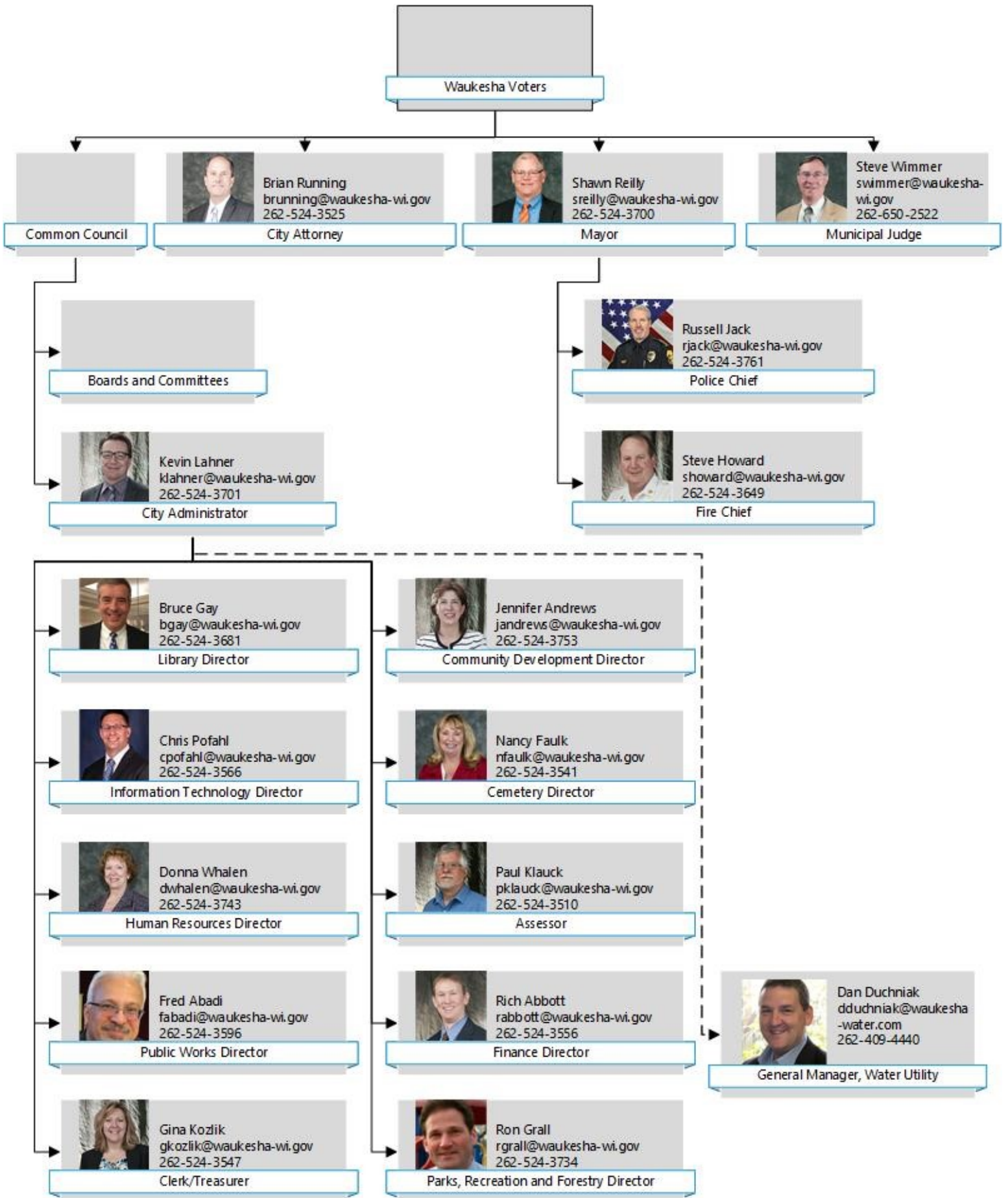
Gina Kozlik, Clerk/Treasurer

Chris Pofahl, Information Technology

Brian Running, City Attorney

Donna Whalen, Human Resources

CITY ORGANIZATIONAL CHART



CITY STRATEGIC GOALS



Safe and Secure

Well Planned, Sustainable and Environmentally Sensitive



Well Managed/Financially Sound

Customer Focused



Economically Strong and Diverse

Vibrant Neighborhoods and Business Areas



Civic, Cultural and Recreational Center for the Region

CITY HONORS AND AWARDS

2018

- Tree City USA
The Arbor Day Foundation
- Parks, Recreation and Forestry Department National Reaccreditation
Commission for Accreditation of Park and Recreation Agencies
- Parks, Recreation and Forestry Department National Gold Medal Finalist for Excellence in the Field of Parks & Recreation Management
National Recreation and Park Association
- Salute to Local Government -Intergovernmental Cooperation Award- Water Project
Wisconsin Policy Forum
- Project of the Year Award - Waukesha Clean Water Plant Improvements Project
American Public Works Association (APWA) - Wisconsin Chapter

2017

- Gold Leaf Award– Outstanding Arbor Day Activities
International Society of Arboriculture
- Tree City USA
The Arbor Day Foundation
- Police Department Reaccreditation
Wisconsin Law Enforcement Accreditation Group (WILEAG)



LOCATION

25 miles northwest of **Milwaukee Mitchell International Airport**

15 miles west of downtown **Milwaukee**

71 miles east of downtown **Madison**

106 miles northwest of downtown **Chicago**

* Waukesha County Regional Airport – Crites Field also serves the city

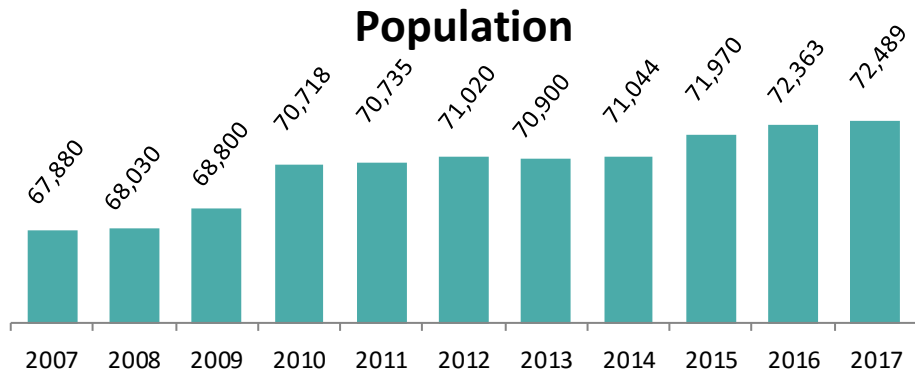


25 square miles

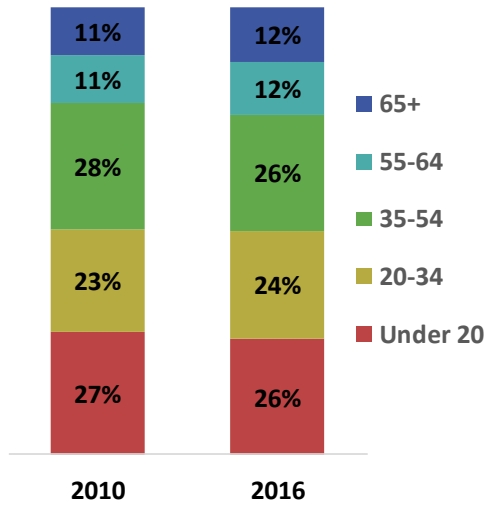
Largest city in **Waukesha County**

County Seat of **Waukesha County**


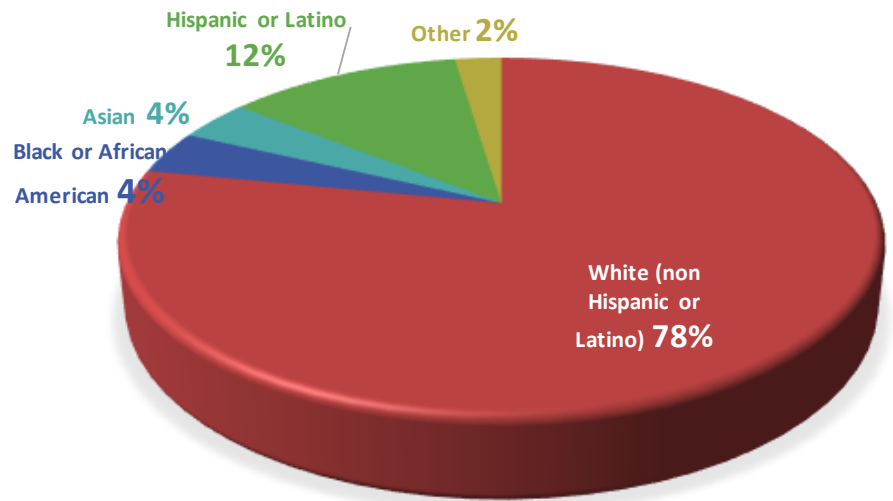
DEMOGRAPHICS



Age of Population

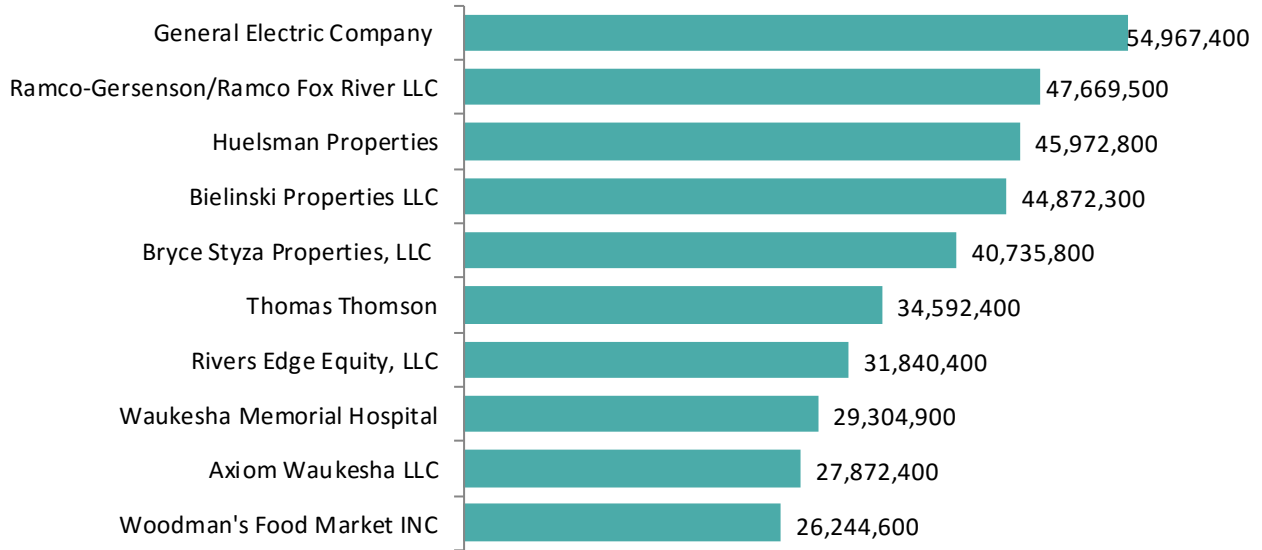


Ethnic Composition

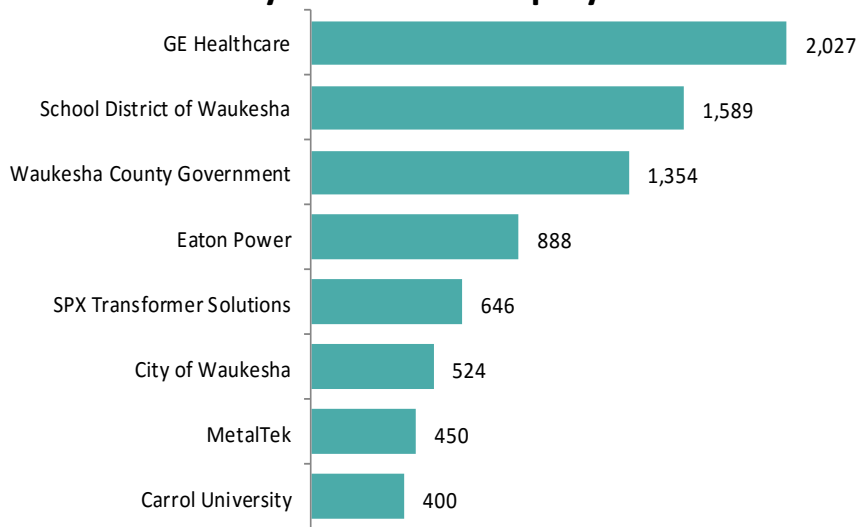


LABOR FORCE

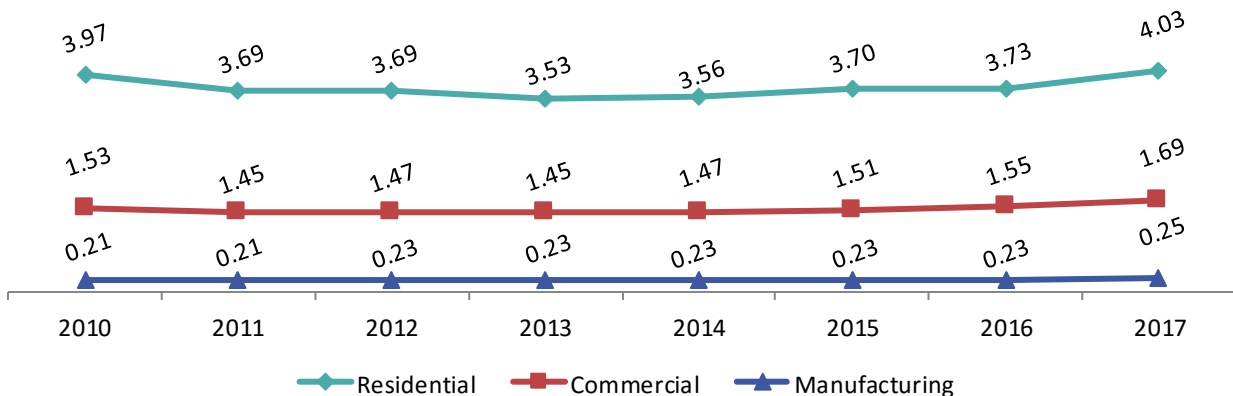
Top Tax Payers- Assessed Value (2017)



Largest Employers by Number of Employees



Total Taxable Property Values by Land Use (in Billions)



Amenities

Transportation

- Major highways are I94, SH16, SH18, SH59, and SH164
- SH164 connects to I43
- 12 city bus routes
- 4 county bus routes
- Canadian National Railroad



Waukesha Public Library

- Books, eBooks, periodicals, audio/visual materials, electronic audio/visual material
- Programming for all ages
- Community facilities
- High speed internet access and computer work stations

Recreation

- Over 1,100 acres of parkland with 29 parks
- Over 900 recreational programs
- Two outdoor aquatic facilities, skatepark, 48 tennis/pickleball courts, and band shell
- Special events throughout the year



Health Care/Hospitals

- ProHealth Care
- Waukesha Memorial Hospital
- Rehabilitation Hospital of Wisconsin
- ProHealth Care Urgent Care
- Sixteenth Street Clinic

Schools

School District of Waukesha

High Schools

- North
- South
- West
- Heyer
- Hillcrest
- Lowell
- Meadowbrook
- Prairie

Middle Schools

- Butler
- Les Paul
- Horning
- Rose Glen
- Summit View
- Wittier

Elementary Schools

- Banting
- Bethesda
- Blair
- Hadfield
- Hawthorne
- Waukesha STEM Academy – Randall Campus
- Waukesha STEM Academy – Saratoga Campus
- eAchieve Academy
- Waukesha Academy of

Charter Schools



Private Schools

- Catholic Memorial High School
- St. Mary's Elementary School
- St. Joseph's Elementary School
- St. William Elementary School
- Montessori School of Waukesha

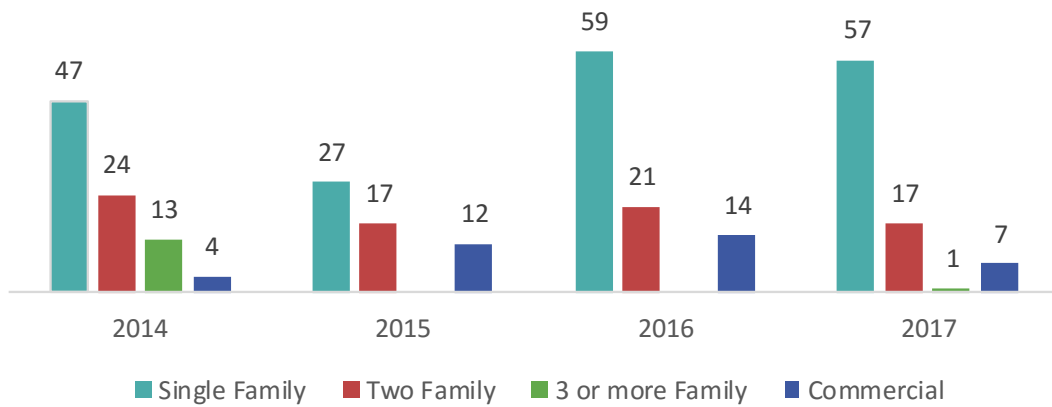
Higher Education



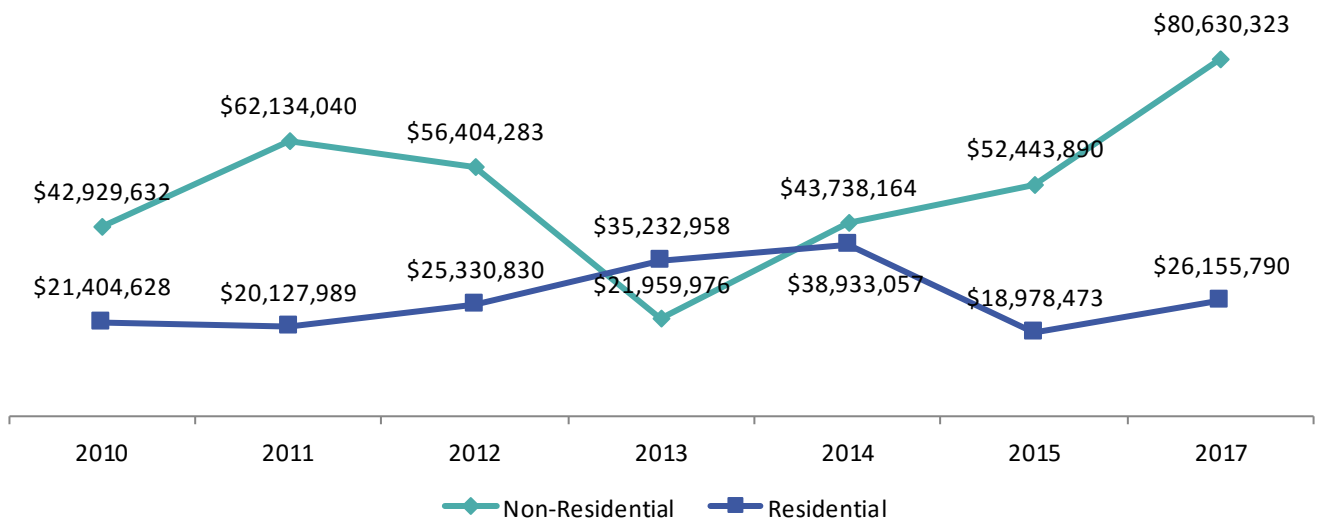
- Carroll University – Private Presbyterian University, oldest college in the state. Liberal Arts school with more than 60 areas of study offering 4 year Bachelor degrees and Master's degrees. Enrollment approximately 3,400 undergraduate and graduate students.
- University of Wisconsin-Waukesha – Part of the UW system offers two-year Associate degrees with the option for students to transfer to four-year institutions to complete undergraduate education.
- Waukesha County Technical College – Satellite campus in the downtown Waukesha with main Campus just five miles from downtown. With more than 150 areas of study offering Associate degrees, technical diplomas, and short-term certificates.
- New Tribes Bible Institute – one of two campuses within the United States.

Permits and Building

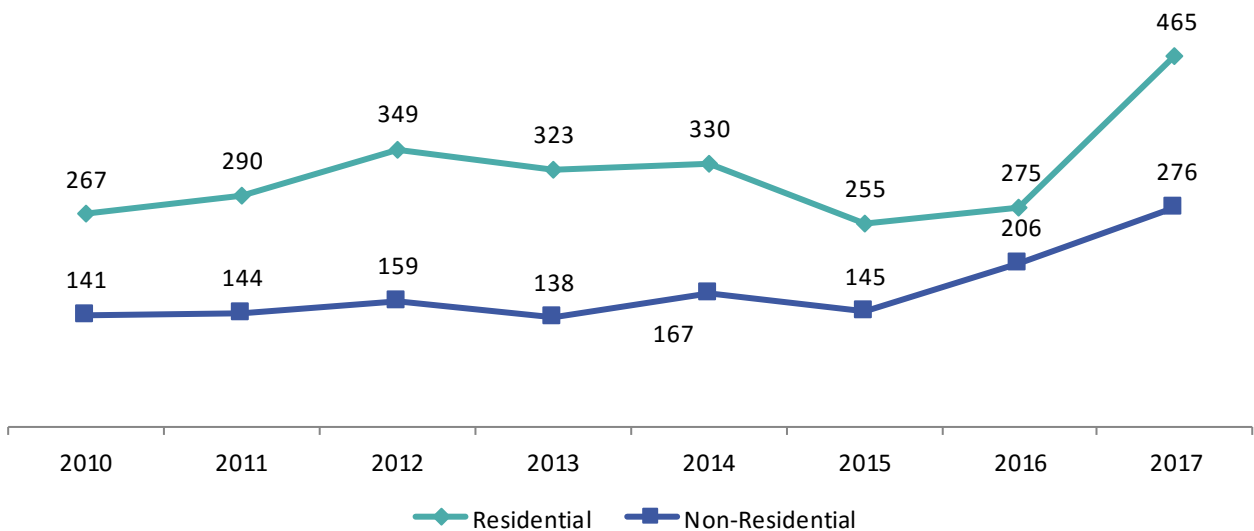
New Buildings



Permit Valuations

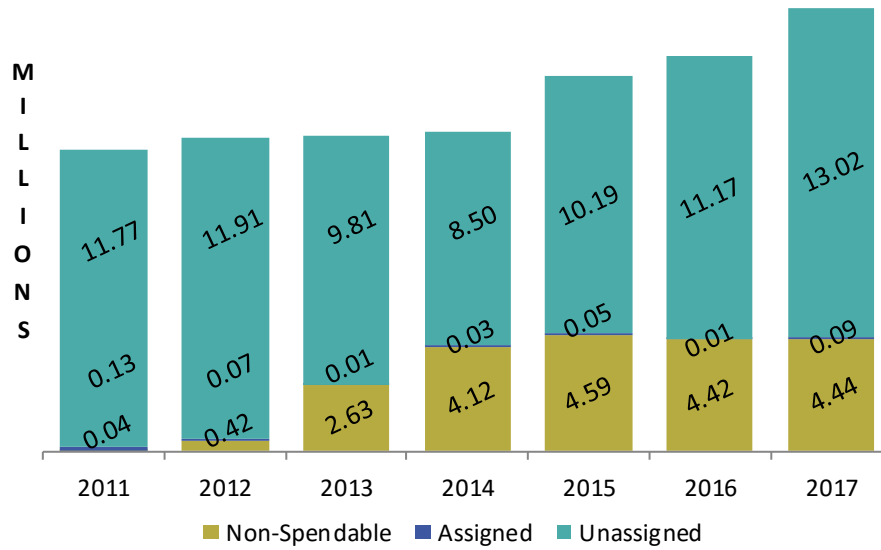


Building Permit Activity



Financial

General Fund Equity



Year	Budgeted (Original) General Fund Expenditures	Budgeted (Final) General Fund Expenditures	Actual General Fund Expenditures	Actual as % of Budgeted
2018	\$ 66,852,832	n/a	n/a	n/a
2017	\$ 64,975,755	\$ 65,015,765	\$ 63,347,329	97.43%
2016	\$ 60,944,390	\$ 61,109,130	\$ 59,977,489	98.15%
2015	\$ 60,292,163	\$ 60,327,679	\$ 58,935,100	97.7%
2014	\$ 59,064,812	\$ 59,238,232	\$ 59,562,459	100.6%
2013	\$ 58,120,228	\$ 58,791,892	\$ 59,098,421	100.5%
2012	\$ 57,203,759	\$ 58,080,768	\$ 57,652,178	99.3%
2011	\$ 57,755,085	\$ 58,662,091	\$ 58,204,934	99.2%
2010	\$ 57,184,250	\$ 57,345,995	\$ 56,416,001	98.4%
2009	\$ 55,474,733	\$ 55,960,472	\$ 54,725,884	97.8%

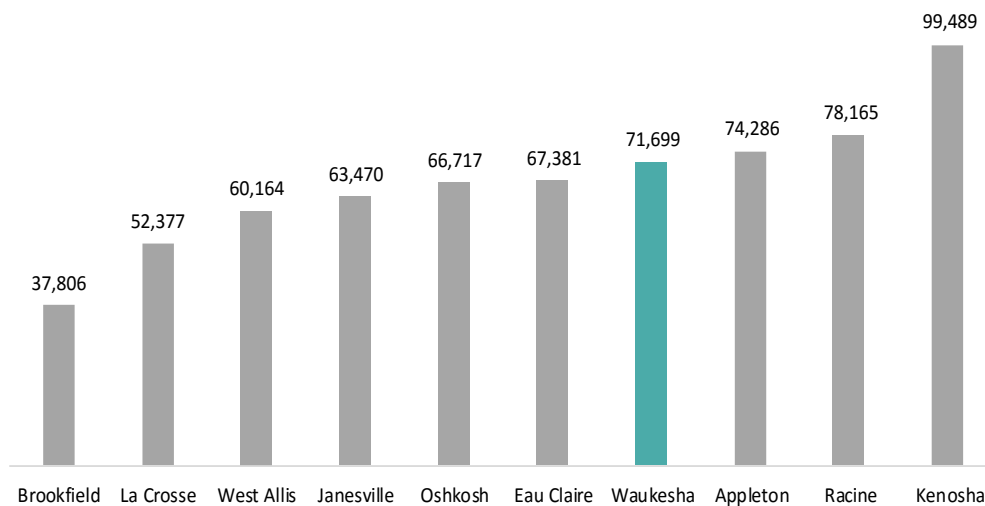
Year	Assessed Values	Equalized Valuation (TID IN)	Equalized Validation (TID OUT)
2017	\$ 6,152,038,200	\$ 6,127,929,500	\$ 5,866,679,500
2016	\$ 5,698,099,200	\$ 5,877,157,700	\$ 5,627,633,500
2015	\$ 5,636,260,800	\$ 5,664,111,600	\$ 5,452,167,200
2014	\$ 5,442,458,500	\$ 5,546,910,300	\$ 5,330,832,900
2013	\$ 5,388,817,500	\$ 5,389,651,300	\$ 5,212,483,900
2012	\$ 5,587,211,280	\$ 5,426,429,500	\$ 5,211,854,800
2011	\$ 5,532,515,250	\$ 5,767,116,700	\$ 5,618,522,100
2010	\$ 5,925,312,580	\$ 5,904,933,100	\$ 5,732,402,600

WAUKESHA & COMPARABLE COMMUNITIES

Included in this section is a comparison of Waukesha and other comparable jurisdictions on a variety of financial indicators. The comparable communities were chosen either because their population size was comparable to Waukesha's or because of their proximity to Waukesha, such as Brookfield.

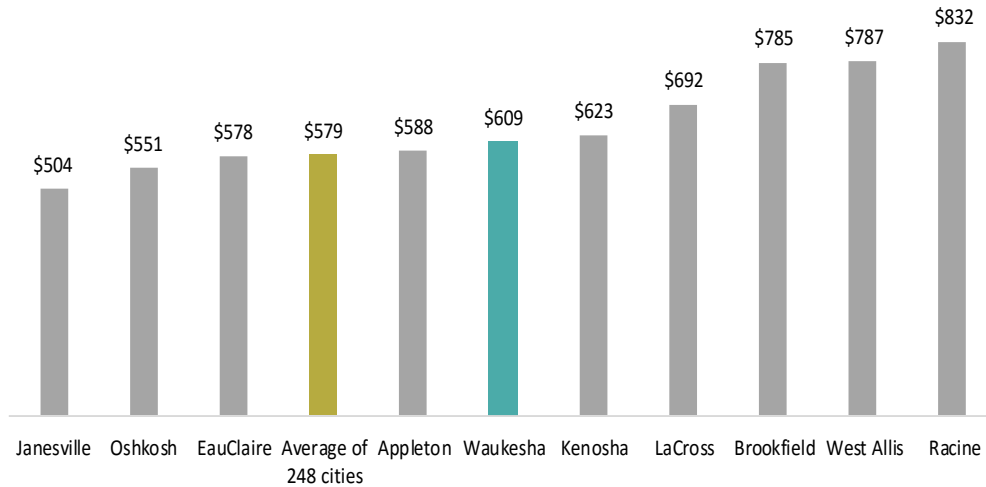
The data was gathered and provided by the Wisconsin Policy Forum. Where it is available, the charts detail not only Waukesha and comparable communities, but also indicate the average according to the Wisconsin Policy Forum of all 248 communities across the state that were included in the study.

Population, 2016



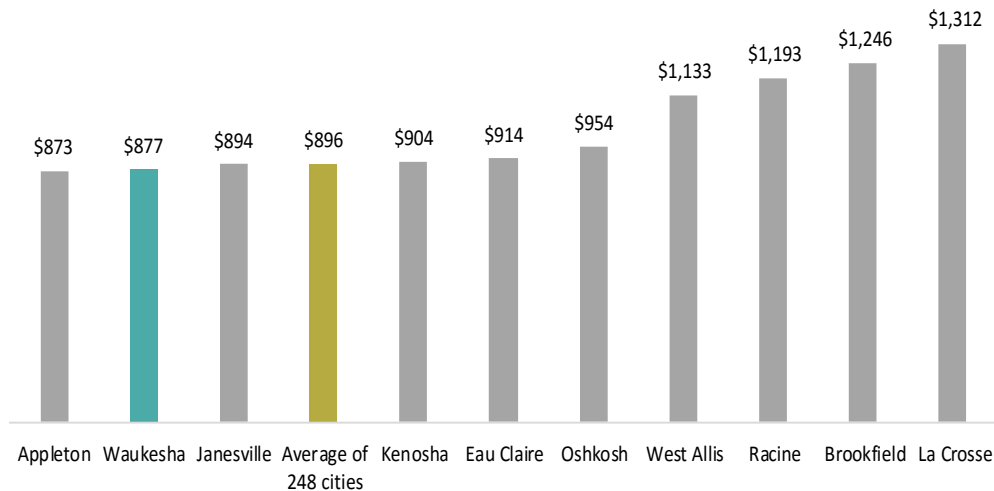
Basic Spending & Operating Spending

Basic Spending (net) Per Capita, 2016



Basic spending is a measure of what a community spends on core services: general government, street maintenance, fire-ambulance, and police. Revenues received from other municipalities for fire or police services are netted out. Among the 248 cities and villages studied, 2016 net basic spending averaged \$579.

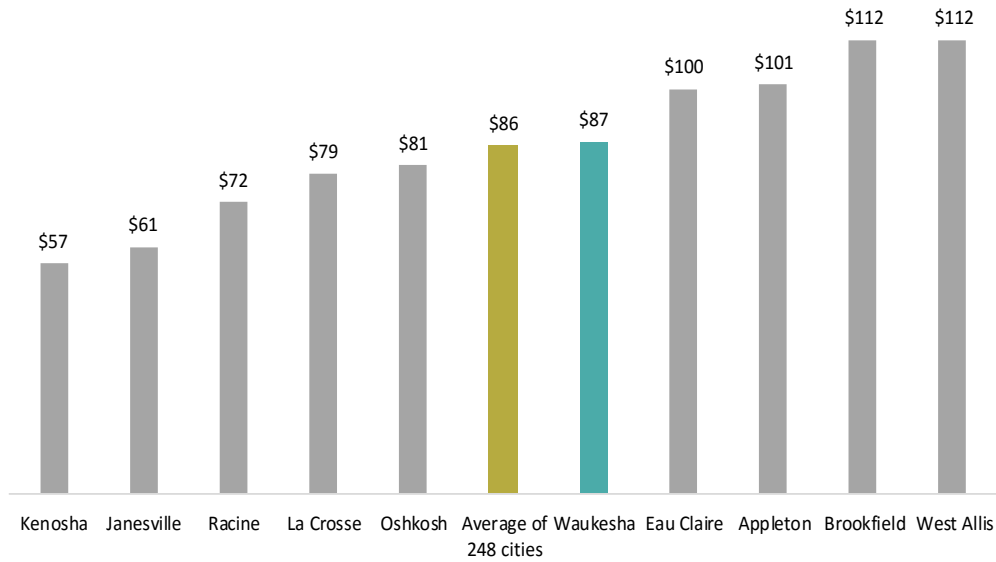
Operating Spending (net) Per Capita, 2016



Operating spending includes basic spending as well as other expenditures such as those for health and human services, recreation, and public works. Only debt service and capital payments are excluded. Revenues received from other municipalities for fire or police services are netted out. Among the 248 cities and villages studied, 2016 net operating spending averaged \$896.

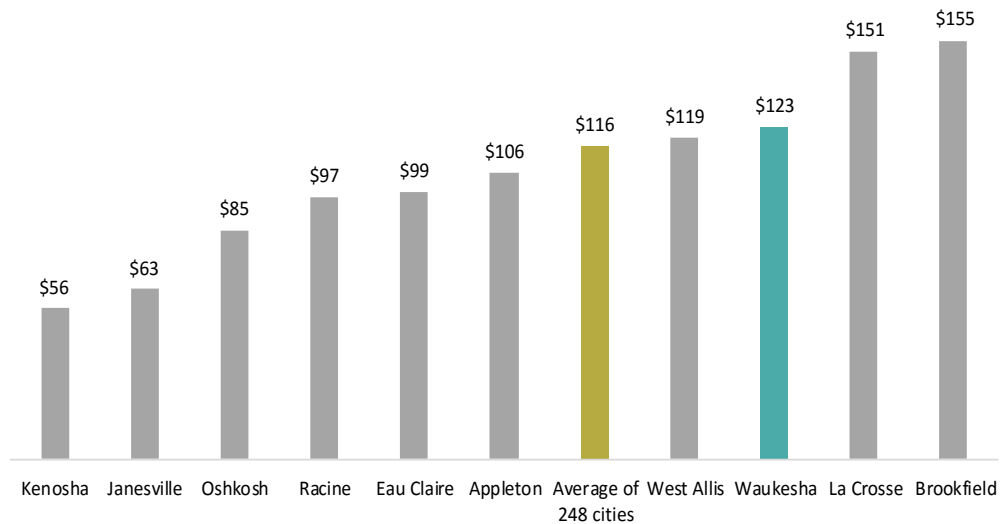
General Government and Streets Spending

General Government Per Capita, 2016



General government spending includes expenditures for general and financial administration, legislative functions, legal services, and general buildings and plant. Among the 248 municipalities studied, general government averaged \$86 per capita.

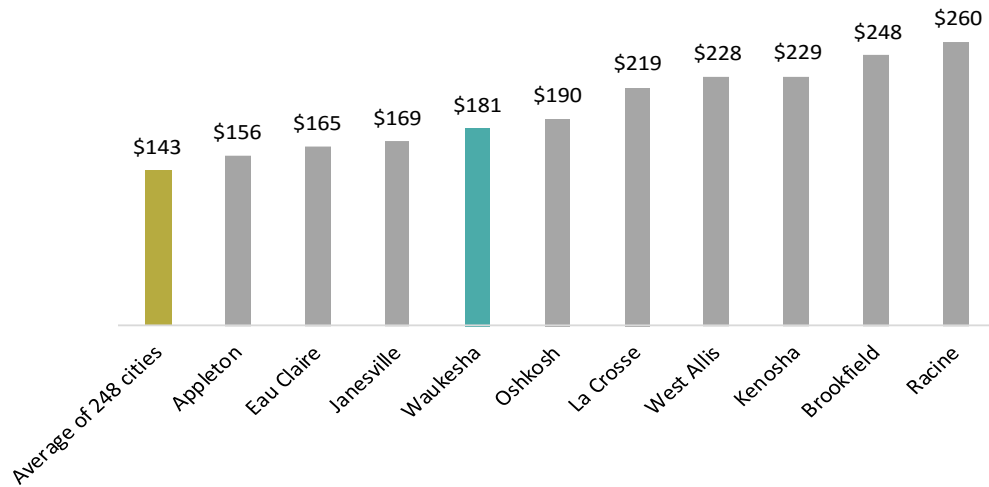
Streets Maintenance Per Capita, 2016



Streets maintenance costs include road maintenance, street lighting, highway administration, and sewer. Among the 248 municipalities studied, street maintenance averaged \$116 per capita.

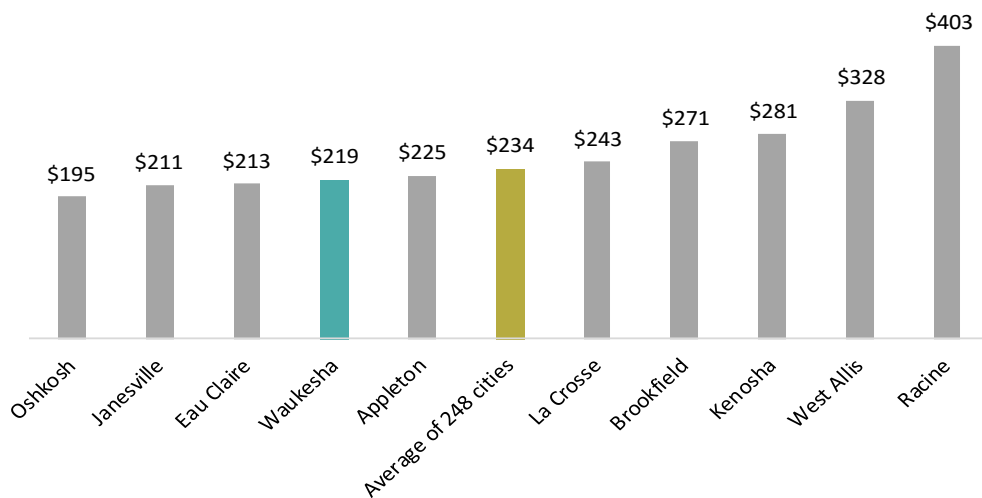
Fire and Police Spending

Fire-Ambulance (net) Per Capita, 2016



Fire-ambulance expenditures include the costs of operating a fire department and providing mobile emergency care. They can include payments to other municipalities or private companies if a municipality does not provide its own service. Revenues received for providing fire-ambulance service to other communities are subtracted. Net fire-ambulance spending averaged \$143 per capita among the 248 municipalities studied.

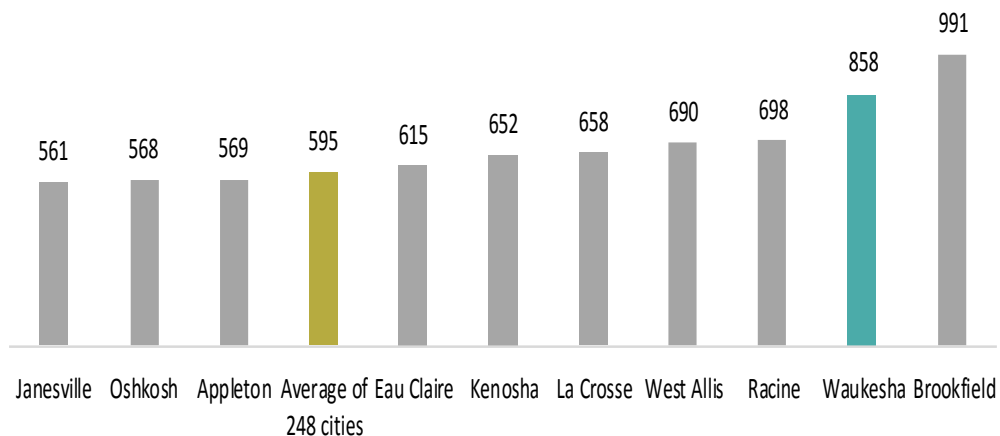
Police (net) Per Capita, 2016



Police spending includes expenditures for traffic patrol, criminal investigations, and other police activities. Revenues for providing these services to other municipalities are subtracted. Net police spending averaged \$234 per capita among all the 248 municipalities studied.

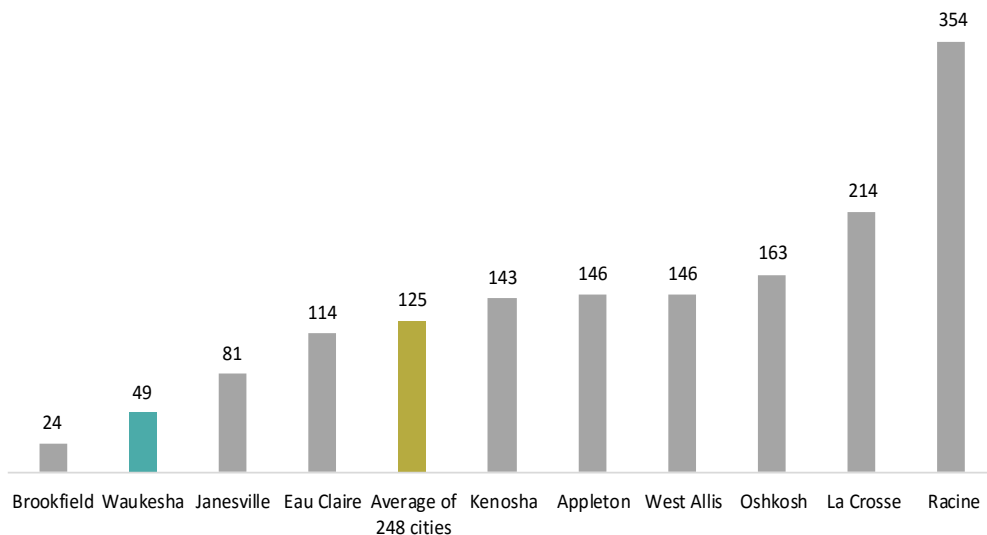
Property Taxes and Shared Revenues

Property Tax Levy, Per Capita, 2017/18



Property taxes are the largest revenue source for most Wisconsin municipalities. Since 2005, municipalities have been under state-imposed levy limits. Among 248 municipalities studied, property taxes averaged \$595 per capita.

Shared Revenues Per Capita, 2016

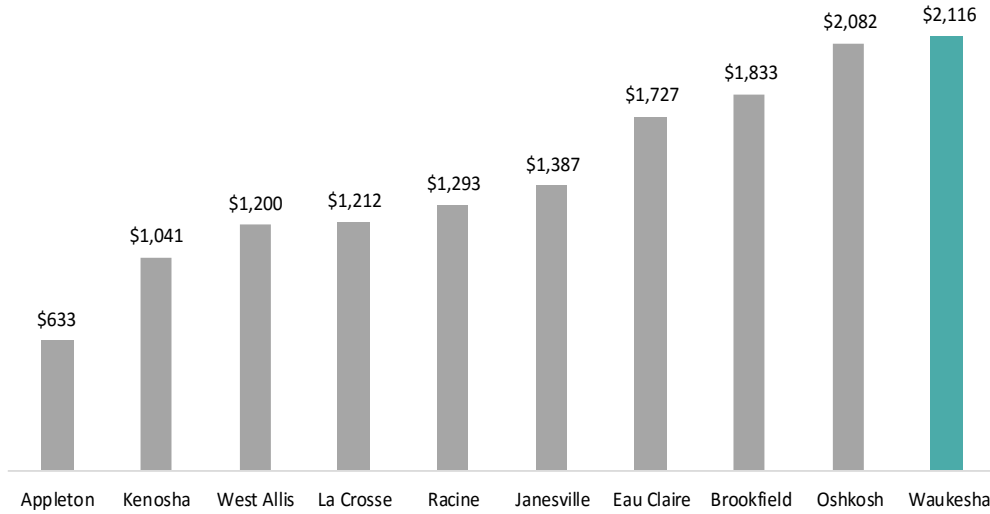


The state shared revenue program distributes state taxes to local governments for discretionary use. Declines in shared revenues can sometimes be accompanied by property tax increases. Among 248 municipalities studied, shared revenues average \$125 per capita.

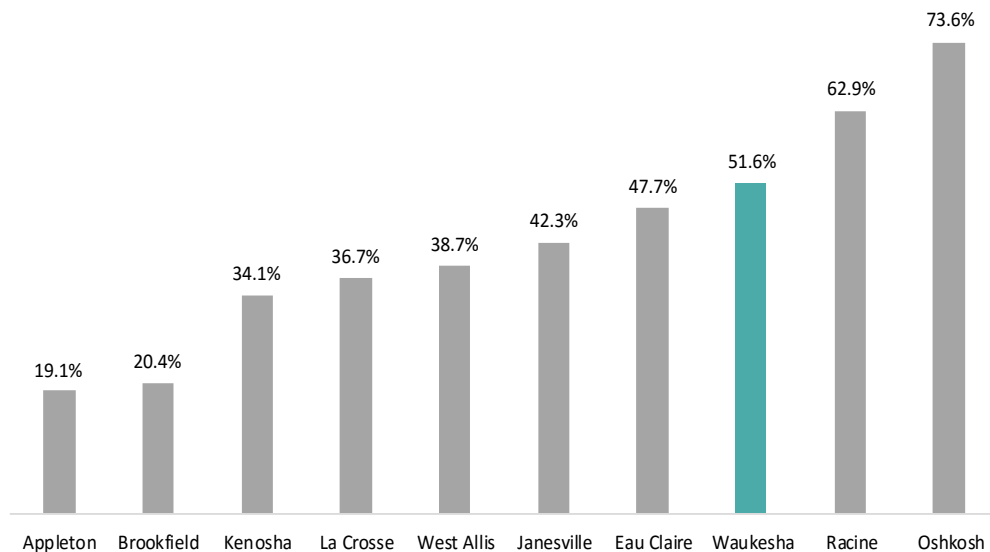
General Obligation Debt

General Obligation debt is backed by the full faith, credit and taxing power of the issuing government. Governments are legally obligated to levy the taxes necessary to meet the debt service payments. Under state law, general obligation debt is generally limited to 5.0% of total equalized value of real and personal property, including the value of property in tax incremental financing (TIF) districts. As a result, property-rich municipalities are able to assume more debt than property-poor ones.

General Obligation Debt Per Capita, 2016

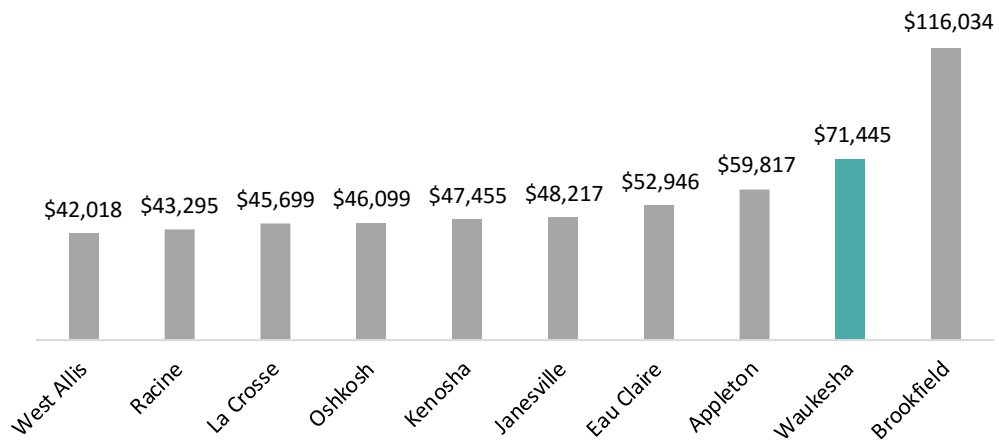


General Obligation Debt as % of State Limit, 2016



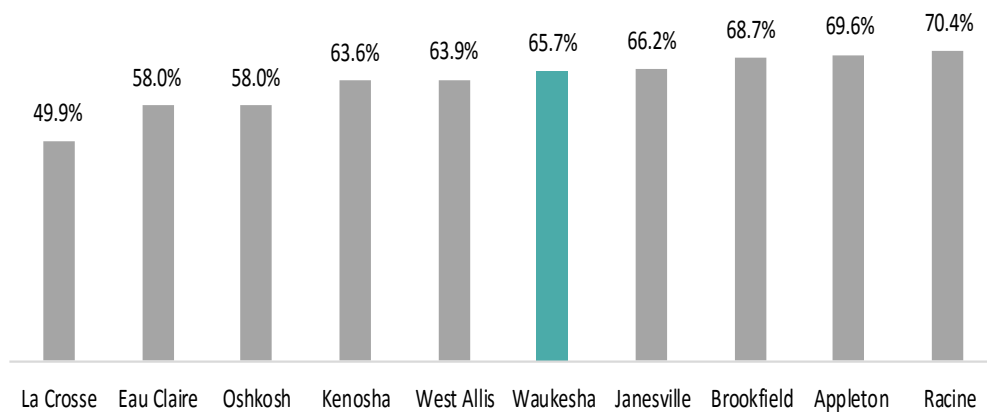
Income and Percentage Residential

Wisconsin Adjusted Gross Income Per Return, 2016



Average adjusted gross income from state tax returns is one measure of the economic well-being of a community.

% of Residential Property, 2017



The residential share of the property tax base measures the share of the property tax burden borne by homeowners and renters. Statewide, about 70% of taxable property is residential.

KEEPING THE CODE

Ever drive down the street and see a home where the lawn is as tall as your knees or see a home with old rusty cars parked in the front yard? Perhaps you have wondered to yourself, what can be done? The City has a code enforcement program that works to ensure that properties are maintained to the standard set forth by the Waukesha Municipal Code.



Examples of Code violations found on inspections

Why is Code Enforcement Important?

The City code enforcement officers complete inspections throughout the City and work with property owners to bring any violations into compliance with the Code.

Code Enforcement is an important part of maintaining the appearance, function, safety, and property values of a neighborhood and the City as a whole. The officers work to maintain the delicate balance between understanding and protecting people's property rights, while also making sure that the health, safety, and welfare of the community is maintained.

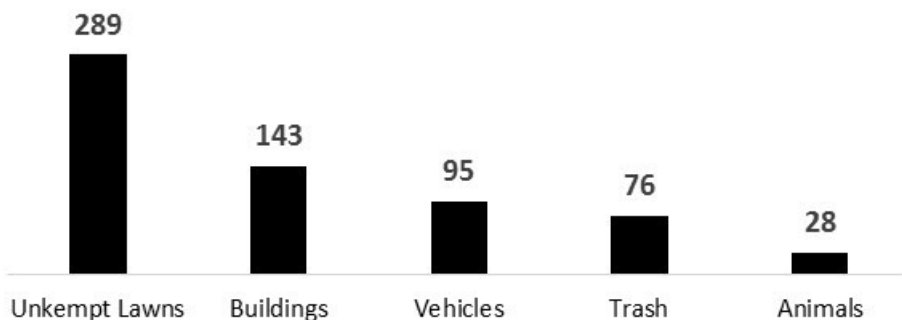


The most common code violations the inspectors encounter include:

- Unkempt Lawns:** Tall grass and weeds
- Buildings:** Buildings in disrepair, uninhabitable, or having unsanitary conditions
- Vehicles:** Parking in front yard, abandoned vehicles, or inoperable vehicles
- Trash:** Garbage and debris around the property
- Animals:** Feces, too many cats or dogs, or an infestation

Cases by Violation Type, 2017

Note: Each case can require multiple inspections before resolution



The City's Approach

In recent years, the City has taken a renewed focus and more proactive approach to code enforcement. An additional full-time code enforcement officer was hired at the end of 2015 bringing the total number of code enforcement officers up to two. In 2017, additional staff time was added to code enforcement by reorganizing duties in the Department. This brings the code enforcement staff in the City to roughly the equivalent of 2.75 people.

Each of the two-full time personnel are assigned certain districts of the City. This was done so that there is familiarity with the neighborhoods and residents. If there is a challenging case, code enforcement officers can work together to discuss methods for resolution.

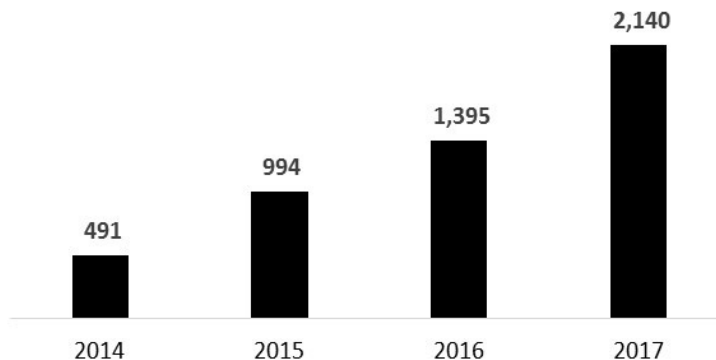
With the increased staff focus on code enforcement the following benefits have occurred:

Increased Number of Investigations: With additional officers, additional code inspections are able to be completed throughout the City. The code enforcement officers are also able to complete proactive investigations, instead of waiting for complaints from neighbors. The graph below details the increased number of inspections conducted each year. In fact, in 2017 more than four times as many code enforcement inspections were completed than in 2014.

Faster Resolution: The staff is handling additional cases and is also able to process them more efficiently. Technology, assigned duties, and additional staff time has allowed the officers to address complaints more quickly and come to a resolution of the issue in a shorter timeframe. This helps to make sure that problems are resolved and addressed as soon as possible.

1,649
more inspections were
Completed in 2017
than in 2014


Code Enforcement Cases Investigated (All Types)



What Can You Do?

Code Enforcement officers are out in the community everyday investigating complaints and working to make sure that any code violations are addressed. You can help by making sure that your property is code compliant, or, if you receive a code violation notice, by working to make sure the problem is addressed quickly.

You can also help by reporting concerns that you see in the City. If you have a concern, you are encouraged to report it using the "Report a Concern" feature of the City's website (www.waukesha-wi.gov). You will be asked to describe the problem and provide the address where the proposed violation is occurring. By submitting your concerns online, an inspection is automatically scheduled for a Code Enforcement officer.



Let's continue to work together to help keep Waukesha safe, healthy and beautiful.

IN YOUR NEIGHBORHOOD

Have you seen someone wearing a bright yellow shirt walking through your neighborhood or local park recently? If not, you might in the near future. It's all part of the Police Department's Community Service Officer Program.

Role of the CSO

A Community Service Officer (CSO) is a part-time position in the Police Department. These individuals are generally college-aged and most are training to be Police Officers. Their main duties for the City include patrolling City parks, enforcing parking regulations, enforcing minor municipal ordinances, assisting with traffic control, and patrolling neighborhoods. Their overall goal is to increase police visibility throughout the community and promote positive public interaction between the community and the Police Department.

The Police Department began a seasonal Community Service Officer program in 2011 and expanded it to add a year-round program in 2017. In 2018, four additional Community Service Officers were hired. Currently, the City has eight Community Service Officers. Two of them work part-time in the summer, generally mid May to late September. Their hours are on the weekend with their primary focus on being a presence in the parks and downtown areas. In addition, there are six part-time Community Service Officers who work year-around. Their focus is on patrolling the neighborhoods and making sure that a police presence is felt throughout the City.

The Community Service Officers are different from sworn police officers as they do not carry a firearm and do not have arrest powers. You can distinguish a Community Service Officer from a Police Officer based on their uniform, with the most distinguishing feature being the bright yellow shirts. However, they do drive in official Police cars or ride on Police bicycles while working.

The Community Service Officers remain very active throughout the City. In 2017, the Community Service Officers issued 178 citations which included citations for parking violations and open intoxicants in the Park, among others. Also in 2017, the Community Service Officers issued 232 verbal warnings with the most common being for open intoxicants in the park and dogs in the park.

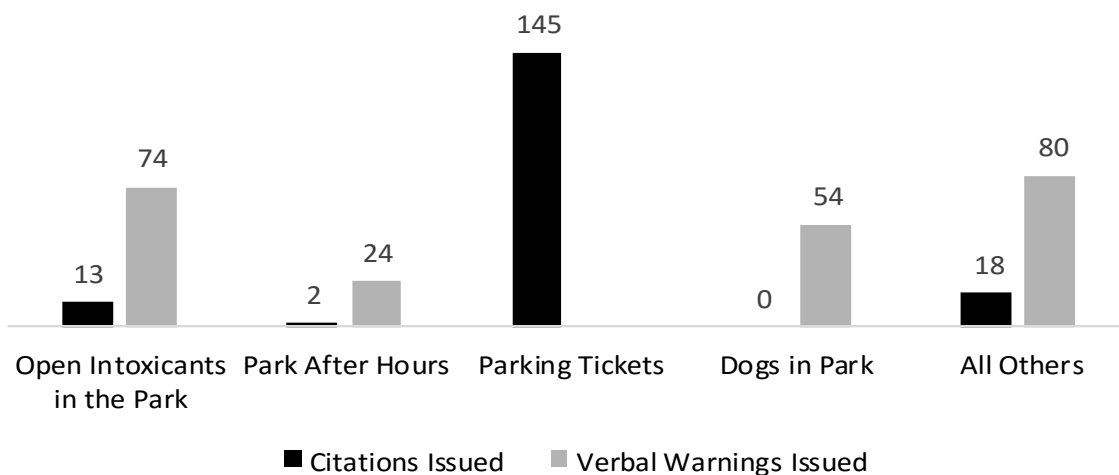
8

CSOs currently serve the City



CSOs working at the Waukesha Janboree

Citations and Verbal Warnings Issued by CSOs in 2017



Benefits for CSOs

The benefits to being involved in the Community Service Officer program include the Law Enforcement training, exposure to life as a Police officer, and the ability to learn about the Waukesha Police Department. As many are pursuing careers in law enforcement, this program provides hands on experience and can be a first step to a career.

Benefits for City and Police Department

This program also provides benefits to the City and the Police Department including the following:

Police Visibility throughout the City – Police Officers respond to calls all day long, and due to this, they can sometimes be drawn to certain parts of the City more than others. Community Service Officers are tasked with going into all areas of the City and especially into neighborhoods to make sure that a Police presence is felt throughout the City. Police visibility is important as it can serve as a crime deterrent. In addition, Community Service Officers have the time to get to know residents and place a focus on establishing a relationship with children in the neighborhoods.

Reduced Overtime Costs- Community Service Officers are able to work many of the special events and festivals going on in the City. At these events the Community Service Officers provide general patrol and assist with parking and crowd control. This helps to reduce overtime costs for Police Officers as fewer sworn Police Officers are required to work these events. This program has helped save the City in overtime costs.

Assessment of Talent and Skills– Through the program, the Police Department gets the opportunity to see individuals in action in a police setting before potentially hiring them as officers. The Department can evaluate their work ethic and behavior outside of the hiring process to make sure they would be a good fit as a City of Waukesha Police Officer. This test ground also provides a pool of potential candidates when a full-time position is available.



CSO spends time with children in a neighborhood

Successes

The Police Department has had 21 different Community Service Officers in the program, working either seasonally or year-round. Three former CSO's have been hired as Police officers in the Waukesha Police Department. These officers come in with a knowledge of the Department and the City that was gained through their time as a Community Service Officer.

Although harder to quantify, many positive comments have been received by the public from seeing the Community Service Officers in their neighborhood or parks. This increased Police presence has allowed the Department to continue to build positive relationships with residents and helps to keep our City safe.



Current CSO's and Supervising Police Sergeants

Page intentionally left blank for Notice of Public Hearing

2019 Consolidated Budget Summary

Funds with Levy Support

<i>General Fund Revenues - Fund 100</i>	2015		2016		2017 Adopted		2018	2018	2019	2018 Adopted vs
	<i>Adopted Budget</i>	<i>2015 Actual</i>	<i>Adopted Budget</i>	<i>2016 Actual</i>	<i>Budget</i>	<i>2017 Actual</i>	<i>Adopted Budget</i>	<i>Projected Actual</i>	<i>Executive Budget</i>	<i>2019 Executive Budgets</i>
Taxes	\$ 43,354,646	\$ 43,620,401	\$ 43,398,934	\$ 43,668,105	\$ 46,482,463	\$ 46,556,952	\$ 48,146,742	\$ 48,102,435	\$ 48,788,058	1.33%
Intergovernmental revenues	7,579,068	7,780,151	7,539,850	7,692,524	8,344,998	8,444,896	8,979,418	9,003,262	9,736,248	8.43%
License and permits	2,135,500	2,238,863	2,068,340	2,063,625	2,122,660	2,196,811	2,080,570	1,999,371	2,077,895	-0.13%
Fines, forfeitures and penalties	889,500	878,637	880,600	755,896	865,100	737,834	810,250	802,206	790,250	-2.47%
Public charges for services	3,284,434	3,511,911	3,748,807	3,096,320	3,754,755	3,621,587	3,412,599	3,438,046	3,474,563	1.82%
Interdepartmental charges	1,144,117	1,129,578	1,237,812	1,534,027	1,285,247	1,437,730	1,109,483	1,217,121	1,189,421	7.20%
Investment income	263,350	168,744	357,122	61,847	180,754	156,642	290,869	579,861	693,100	138.29%
Miscellaneous revenues	146,794	170,078	130,000	201,427	129,650	266,187	131,787	246,991	123,046	-6.63%
Other financing sources	1,805,444	1,826,737	1,786,694	1,893,985	1,810,128	1,874,097	1,891,114	1,883,114	2,070,473	9.48%
Total Revenue	\$ 60,602,853	\$ 61,325,100	\$ 61,148,159	\$ 60,967,756	\$ 64,975,755	\$ 65,292,736	\$ 66,852,832	\$ 67,272,407	\$ 68,943,054	3.13%

<i>General Government Expenditures</i>	2015		2016		2017 Adopted		2018	2018	2019	2018 Adopted vs
	<i>Adopted Budget</i>	<i>2015 Actual</i>	<i>Adopted Budget</i>	<i>2016 Actual</i>	<i>Budget</i>	<i>2017 Actual</i>	<i>Adopted Budget</i>	<i>Projected Actual</i>	<i>Executive Budget</i>	<i>2019 Executive Budgets</i>
City council	\$ 104,207	\$ 102,843	\$ 107,823	\$ 106,096	\$ 107,823	\$ 106,920	\$ 108,223	\$ 108,823	\$ 109,023	0.74%
Municipal court	348,368	343,824	346,306	344,036	353,122	342,166	352,409	347,654	352,628	0.06%
Mayor's office	191,270	189,107	191,487	180,807	187,623	186,364	194,834	208,522	206,903	6.19%
City administrator	295,988	328,782	309,919	342,467	313,816	324,450	327,624	363,183	363,773	4.93%
Elections	59,036	85,265	132,328	122,123	52,048	34,458	82,778	90,678	56,175	-32.14%
Human resources	367,631	340,945	334,846	316,347	399,928	359,892	433,785	408,118	469,879	8.32%
Unallocated benefits	601,794	584,799	624,144	593,562	623,518	616,087	642,732	597,269	625,307	-2.71%
Clerk/Treasurer	692,583	699,159	743,402	675,996	672,631	657,561	698,458	688,266	694,377	-0.58%
Assessor	498,643	495,469	491,021	488,033	506,092	506,354	506,391	482,313	506,689	0.06%
Finance	742,617	592,136	732,900	698,636	786,988	764,141	823,185	820,653	851,819	3.48%
City attorney	612,314	577,798	612,677	626,143	632,635	607,028	631,761	642,518	653,430	3.43%
City hall	241,021	207,700	239,081	164,484	194,342	187,864	202,118	187,494	206,369	2.10%
Planning and zoning	661,647	541,951	718,243	707,412	759,155	710,294	778,503	785,928	807,570	3.73%
Information systems	2,492,679	2,198,347	2,521,958	2,479,016	2,690,971	2,543,571	2,862,802	2,863,212	2,981,278	4.14%
Property, liability and worker's comp insurance	1,254,673	1,353,969	1,352,125	1,346,866	1,403,922	1,461,063	1,251,703	1,293,818	1,330,504	6.30%
Bad debts, refunds and contingency	160,000	47,691	175,000	101,942	220,915	125,203	270,000	74,600	411,295	52.33%
Other general government	142,000	153,390	148,113	161,073	143,322	197,012	142,615	132,250	127,085	-10.89%
Total	\$ 9,466,471	\$ 8,843,175	\$ 9,781,373	\$ 9,455,039	\$ 10,048,851	\$ 9,730,428	\$ 10,309,921	\$ 10,095,299	\$ 10,734,104	4.11%

<i>Public Safety Expenditures</i>	2015		2016		2017 Adopted		2018	2018	2019	2018 Adopted vs
	<i>Adopted Budget</i>	<i>2015 Actual</i>	<i>Adopted Budget</i>	<i>2016 Actual</i>	<i>Budget</i>	<i>2017 Actual</i>	<i>Adopted Budget</i>	<i>Projected Actual</i>	<i>Executive Budget</i>	<i>2019 Executive Budgets</i>
Police department	\$ 16,554,840	\$ 16,501,909	\$ 16,607,068	\$ 16,387,493	\$ 17,220,980	\$ 16,823,356	\$ 17,696,451	\$ 17,623,431	\$ 18,405,600	4.01%
Emergency government	20,325	12,555	15,180	16,305	15,147	9,112	10,147	13,005	10,147	0.00%
Fire department	12,306,399	12,483,557	12,417,900	12,314,927	12,886,923	12,750,018	13,332,813	13,363,568	13,719,204	2.90%
Police and fire commission	40,503	20,998	44,493	19,956	37,476	16,776	32,276	16,221	27,276	-15.49%
Building inspections	923,911	820,029	937,523	942,308	954,270	944,170	1,003,079	954,987	1,003,243	0.02%
Other public safety	171,373	172,797	172,123	173,578	176,902	179,058	179,184	179,174	182,508	1.86%
Total	\$ 30,017,351	\$ 30,011,845	\$ 30,194,287	\$ 29,854,567	\$ 31,291,698	\$ 30,722,490	\$ 32,253,950	\$ 32,150,386	\$ 33,347,978	3.39%

<i>Public Works Expenditures</i>	2015		2016		2017 Adopted		2018	2018	2019	2018 Adopted vs
	<i>Adopted Budget</i>	<i>2015 Actual</i>	<i>Adopted Budget</i>	<i>2016 Actual</i>	<i>Budget</i>	<i>2017 Actual</i>	<i>Adopted Budget</i>	<i>Projected Actual</i>	<i>Executive Budget</i>	<i>2019 Executive Budgets</i>
Roadway and streets maintenance	\$ 420,071	\$ 404,468	\$ 432,097	\$ 421,257	\$ 437,729	\$ 432,969	\$ 436,368	\$ 476,517	\$ 457,485	4.84%
Engineering Division	2,592,488	2,553,901	2,596,051	2,524,575	2,681,315	2,609,302	2,707,790	2,550,607	2,802,956	3.51%
General public works	3,777,249	3,461,351	3,802,921	3,556,155	3,638,995	3,482,313	3,737,718	3,808,584	3,817,526	2.14%
Storm sewers	65,500	64,149	60,500	60,422	60,000	60,373	60,000	60,000	60,000	0.00%
Snow and ice removal	658,310	452,946	660,275	717,995	567,500	554,750	562,500	562,500	607,500	8.00%
Fleet maintenance	724,119	659,326	725,469	804,416	811,778	801,267	827,215	835,915	854,875	3.34%
Street lighting	571,310	569,378	576,673	576,888	575,000	567,227	580,000	588,175	580,175	0.03%
Weed and tall grass cutting	5,844	6,886	7,004	7,720	7,386	9,426	7,594	8,077	8,348	9.93%
Total	\$ 8,814,891	\$ 8,172,405	\$ 8,860,990	\$ 8,669,428	\$ 8,779,703	\$ 8,517,627	\$ 8,919,185	\$ 8,890,375	\$ 9,188,865	3.02%

<i>Sanitation Expenditures</i>	2015		2016		2017 Adopted		2018	2018	2019	2018 Adopted vs
	<i>Adopted Budget</i>	<i>2015 Actual</i>	<i>Adopted Budget</i>	<i>2016 Actual</i>	<i>Budget</i>	<i>2017 Actual</i>	<i>Adopted Budget</i>	<i>Projected Actual</i>	<i>Executive Budget</i>	<i>2019 Executive Budgets</i>
Garbage collecting	\$ 2,073,819	\$ 2,065,012	\$ 2,119,613	\$ 2,101,203	\$ 2,174,000	\$ 2,023,646	\$ 2,224,800	\$ 2,149,000	\$ 2,226,000	0.05%
Composting	26,014	20,441	26,283	29,768	27,086	39,779	27,165	22,000	24,242	-10.76%
West ave landfill	45,585	116,569	89,770	70,079	79,008	74,821	79,926	84,192	82,400	3.10%
Recycling	705,681	669,627	694,222	682,978	714,725	703,838	730,410	722,781	741,930	1.58%
Total	\$ 2,851,099	\$ 2,871,649	\$ 2,929,888	\$ 2,884,028	\$ 2,994,819	\$ 2,842,084	\$ 3,062,301	\$ 2,977,973	\$ 3,074,572	0.40%

<i>Culture and Recreation Expenditures</i>	2015		2016		2017 Adopted		2018	2018	2019	2018 Adopted vs
	<i>Adopted Budget</i>	<i>2015 Actual</i>	<i>Adopted Budget</i>	<i>2016 Actual</i>	<i>Budget</i>	<i>2017 Actual</i>	<i>Adopted Budget</i>	<i>Projected Actual</i>	<i>Executive Budget</i>	<i>2019 Executive Budgets</i>
Public library	\$ 3,836,296	\$ 3,832,159	\$ 3,844,473	\$ 3,848,333	\$ 3,865,722	\$ 3,801,137	\$ 3,964,058	\$ 3,902,102	\$ 4,018,553	1.37%
Pools	370,594	378,926	415,137	410,752	411,624	387,109	379,070	379,087	381,178	0.56%
Recreation programs	929,584	957,247	884,941	878,516	925,848	926,361	949,473	951,774	978,814	3.09%
Parks administration	569,694	564,859	568,092	572,713	597,780	577,454	635,647	632,733	645,312	1.52%
Parks maintenance	2,486,906	2,328,537	2,473,460	2,426,234	2,503,935	2,338,060	2,575,445	2,573,682	2,661,204	3.33%
Festivals	23,710	23,279	24,010	24,112	24,510	16,461	24,500	24,500	24,500	0.00%
Total	\$ 8,216,784	\$ 8,085,007	\$ 8,210,113	\$ 8,160,660	\$ 8,329,419	\$ 8,046,582	\$ 8,528,193	\$ 8,463,878	\$ 8,709,561	2.13%

<i>Conservation and Development Expenditures</i>	2015		2016		2017 Adopted		2018	2018	2019	2018 Adopted vs
	<i>Adopted Budget</i>	<i>2015 Actual</i>	<i>Adopted Budget</i>	<i>2016 Actual</i>	<i>Budget</i>	<i>2017 Actual</i>	<i>Adopted Budget</i>	<i>Projected Actual</i>	<i>Executive Budget</i>	<i>2019 Executive Budgets</i>
Forestry	\$ 954,122	\$ 942,772	\$ 964,899	\$ 950,720	\$ 981,510	\$ 956,767	\$ 1,020,288	\$ 1,029,441	\$ 1,080,914	5.94%
Redevelopment authority	2,675	8,600	2,840	3,047	4,895	5,468	4,895	4,845	10,975	124.21%
Total	\$ 956,797	\$ 951,372	\$ 967,739	\$ 953,767	\$ 986,405	\$ 962,235	\$ 1,025,183	\$ 1,034,286	\$ 1,091,889	6.51%

<i>Other Financing Uses</i>	2015		2016		2017 Adopted		2018	2018	2019	2018 Adopted vs
	<i>Adopted Budget</i>	<i>2015 Actual</i>	<i>Adopted Budget</i>	<i>2016 Actual</i>	<i>Budget</i>	<i>2017 Actual</i>	<i>Adopted Budget</i>	<i>Projected Actual</i>	<i>Executive Budget</i>	<i>2019 Executive Budgets</i>
Transfer to sick leave trust	\$ 264,460	\$ 200,070	\$ 188,769	\$ 181,618	\$ 195,963	\$ 237,268	\$ 248,196	\$ 217,995	\$ 276,226	11.29%
Transfer to special revenue	15,000	15,000	15,000	15,000	15,000	15,000	15,000	15,000	15,000	0.00%
Transfer to cap proj - muni improv (Fund 0420)	-	-	-	26,806	-	24,000	-	-	-	0.00%
Transfer to cap proj - fleet (Fund 0430)	-	-	-	-	1,038,728	1,038,728	1,195,648	1,195,648	1,195,648	0.00%
Transfer to enterprise - cemetery (Fund 0604)	-	-	-	-	88,661	88,661	88,661	88,661	88,661	0.00%
Transfer to enterprise - transit (Fund 0607)	-	-	-	-	1,206,508	1,122,226	1,206,594	1,206,594	1,220,550	1.16%
Total	\$ 279,460	\$ 215,070	\$ 203,769	\$ 223,424	\$ 2,544,860	\$ 2,525,883	\$ 2,754,099	\$ 2,723,898	\$ 2,796,085	1.52%

Total Expenditures	\$ 60,602,853	\$ 59,150,523	\$ 61,148,159	\$ 60,200,913	\$ 64,975,755	\$ 63,347,329	\$ 66,852,832	\$ 66,336,095	\$ 68,943,054	3.13%
---------------------------	----------------------	----------------------	----------------------	----------------------	----------------------	----------------------	----------------------	----------------------	----------------------	--------------

Other Funds Receiving Levy Support

	2015		2016		2017 Adopted		2018	2018	2019	2018 Adopted vs
	Adopted Budget	2015 Actual	Adopted Budget	2016 Actual	Budget	2017 Actual	Adopted Budget	Projected Actual	Executive Budget	2019 Executive Budgets
Debt Service - Fund 300										
Levy	\$ 10,100,295	\$ 10,100,295	\$ 10,850,217	\$ 10,850,217	\$ 12,619,544	\$ 12,619,544	\$ 14,110,288	\$ 14,110,288	\$ 14,858,332	5.30%
Non-Levy Revenues	10,000	28,726	5,000	10,015	5,000	89,014	25,000	170,047	75,000	200.00%
Expenditures	(10,124,238)	(13,841,620)	(11,721,378)	(17,477,928)	(17,682,927)	(17,885,894)	(17,755,648)	(18,044,858)	(15,425,885)	-13.12%
Other Financing Sources (Uses)	-	4,553,449	760,000	6,854,302	5,216,383	5,025,096	3,695,360	4,472,278	556,550	-84.94%
Transfers In (Out)	(306,024)	(306,024)	(266,218)	(266,218)	(158,000)	(158,000)	(75,000)	(75,000)	(63,997)	-14.67%
Total Increase (Decrease) in Fund Balance	\$ (319,967)	\$ 534,826	\$ (372,379)	\$ (29,612)	\$ -	\$ (310,240)	\$ -	\$ 632,755	\$ -	#DIV/0!

	2015		2016		2017 Adopted		2018	2018	2019	2018 Adopted vs
	Adopted Budget	2015 Actual	Adopted Budget	2016 Actual	Budget	2017 Actual	Adopted Budget	Projected Actual	Executive Budget	2019 Executive Budgets
Municipal Improvements (CIP) - Fund 420										
Levy			\$ 391,010	\$ 391,010	\$ -	\$ -	\$ -	\$ -	\$ -	0.00%
Non-Levy Revenues			1,313,829	5,232,672	7,540,550	-	-	-	-	#DIV/0!
Expenditures			(1,704,839)	(1,760,661)	(7,540,550)	-	-	-	-	#DIV/0!
Total Increase (Decrease) in Fund Balance			\$ -	\$ 3,863,021	\$ -	\$ -	\$ -	\$ -	\$ -	0.00%

*2017-2018 = No levy funding for Fund 420

	2015		2016		2017 Adopted		2018	2018	2019	2018 Adopted vs
	Adopted Budget	2015 Actual	Adopted Budget	2016 Actual	Budget	2017 Actual	Adopted Budget	Projected Actual	Executive Budget	2019 Executive Budgets
Equipment Revolving (CIP) - Fund 430										
Levy	\$ 655,530	\$ 655,530	\$ 1,123,700	\$ 1,123,700	\$ -	\$ -	\$ -	\$ -	\$ -	0.00%
General Fund Transfer (Levy)	-	-	-	-	1,038,728	1,038,728	1,195,648	1,195,648	1,195,648	0.00%
Non-Levy Revenues	948,075	1,779,041	1,186,550	1,781,613	2,953,902	2,219,254	1,517,774	1,517,774	2,461,840	62.20%
Expenditures	(1,603,605)	(2,875,791)	(2,310,250)	(2,617,093)	(3,992,630)	(3,125,414)	(2,713,422)	(2,713,422)	(3,657,488)	34.79%
Total Increase (Decrease) in Fund Balance	\$ -	\$ (441,220)	\$ -	\$ 288,220	\$ -	\$ 132,568	\$ -	\$ -	\$ -	0.00%

	2015		2016		2017 Adopted		2018	2018	2019	2018 Adopted vs
	Adopted Budget	2015 Actual	Adopted Budget	2016 Actual	Budget	2017 Actual	Adopted Budget	Projected Actual	Executive Budget	2019 Executive Budgets
Cemetery - Fund 604										
Levy	\$ 88,661	\$ 88,661	\$ 88,661	\$ 88,661	\$ -	\$ -	\$ -	\$ -	\$ -	0.00%
General Fund Transfer (Levy)	-	-	-	-	88,661	88,661	88,661	88,661	88,661	0.00%
Non-Levy Revenues	615,524	567,961	638,118	639,255	577,575	621,235	605,516	669,939	946,454	56.31%
Expenditures	(712,185)	(658,775)	(724,680)	(726,076)	(681,954)	(671,757)	(698,314)	(739,235)	(1,077,075)	54.24%
Total Increase (Decrease) in Net Position	\$ (8,000)	\$ (2,153)	\$ 2,099	\$ 1,840	\$ (15,718)	\$ 38,139	\$ (4,137)	\$ 19,365	\$ (41,960)	914.26%

	2015		2016		2017 Adopted		2018	2018	2019	2018 Adopted vs
	Adopted Budget	2015 Actual	Adopted Budget	2016 Actual	Budget	2017 Actual	Adopted Budget	Projected Actual	Executive Budget	2019 Executive Budgets
Transit - Fund 607										
Levy	\$ 1,206,335	\$ 998,740	\$ 1,206,508	\$ 1,021,952	\$ -	\$ -	\$ -	\$ -	\$ -	#DIV/0!
General Fund Transfer (Levy)	-	-	-	-	1,206,508	1,122,226	1,206,594	1,201,992	1,220,550	1.16%
Non-Levy Revenues	8,231,355	-	8,400,067	-	8,196,837	-	8,008,932	7,954,678	8,098,018	1.11%
Expenditures	(10,412,690)	-	(10,581,798)	-	(10,523,345)	-	(10,335,526)	(10,216,748)	(10,438,568)	1.00%
Total (should be depreciation)	\$ (975,000)	\$ 998,740	\$ (975,223)	\$ 1,021,952	\$ (1,120,000)	\$ 1,122,226	\$ (1,120,000)	\$ (1,060,078)	\$ (1,120,000)	0.00%

Levy Summary	2015		2016		2017 Adopted		2018	2018	2019	2018 Adopted vs
	Adopted Budget	2015 Actual	Adopted Budget	2016 Actual	Budget	2017 Actual	Adopted Budget	Projected Actual	Executive Budget	2019 Executive Budgets
General - Fund 100	\$ 43,354,646	\$ 43,620,401	\$ 43,398,934	\$ 43,668,105	\$ 46,482,463	\$ 46,556,952	\$ 48,146,742	\$ 48,102,435	\$ 48,788,058	1.33%
Less: Other Taxes	(859,073)	(917,234)	(897,952)	(982,567)	(840,372)	(914,861)	(837,569)	(793,204)	(747,642)	-10.74%
General - Fund 100 - Levy only	42,495,573	42,703,167	42,500,982	42,685,538	45,642,091	45,642,091	47,309,173	47,309,231	48,040,416	1.55%
Debt Service - Fund 300	10,100,295	10,100,295	10,850,217	10,850,217	12,619,544	12,619,544	14,110,288	14,110,288	14,858,332	5.30%
Municipal Improvements (CIP) - Fund 420	-	-	391,010	391,010	-	-	-	-	-	0.00%
Equipment Revolving (CIP) - Fund 430	655,530	655,530	1,123,700	1,123,700	-	-	-	-	-	0.00%
Cemetery - Fund 604	88,661	88,661	88,661	88,661	-	-	-	-	-	0.00%
Transit - Fund 607	1,206,335	998,740	1,206,508	1,021,952	-	-	-	-	-	0.00%
Total Levy	\$ 54,546,394	\$ 54,546,393	\$ 56,161,078	\$ 56,161,078	\$ 58,261,635	\$ 58,261,635	\$ 61,419,461	\$ 61,419,519	\$ 62,898,748	2.41%

As of 9-25-2018

*Note: In 2019, budget summary reclassifications were done to match the financial statements

City of Waukesha Outstanding Debt as of 12/31/18

Outstanding General Obligation Debt		
Description	Issue Date	Amount Outstanding
General Obligation Debt	2009	\$ 2,105,000
General Obligation Debt	2010	15,361,304
General Obligation Debt	2011	1,540,000
General Obligation Debt	2012	6,325,000
General Obligation Debt	2013	8,235,000
General Obligation Debt	2014	8,369,327
General Obligation Debt	2015	18,015,000
General Obligation Debt	2016	15,080,000
General Obligation Debt	2017	15,600,000
General Obligation Debt	2018	16,665,000
	Subtotal	107,295,631
General Obligation Debt - Clean Water Plant	2010	118,696
General Obligation Debt - Clean Water Plant	2012	955,000
General Obligation Debt - Clean Water Plant	2014	3,585,264
	Subtotal	4,658,960
General Obligation Debt - Water Utility	2013	8,865,000
General Obligation Debt - Water Utility	2014	4,375,000
General Obligation Debt - Water Utility	2015	5,415,000
General Obligation Debt - Water Utility	2016	6,280,000
	Subtotal	24,935,000
Total General Obligation Debt (1) (2)		\$ 136,889,591
Equalized Value of the City		\$ 6,414,435,300
Statutory Limitation Percentage		X 5%
General Obligation Debt Limitations (per Wisconsin Statute 67.03)		320,721,765
Less: Total Outstanding Debt		(136,889,591)
Legal Debt Margin		\$ 183,832,174
Note Anticipation Notes (Clean Water Plant)		
Description	Issue Date	Amount Outstanding
Note Anticipation Notes	2018	\$ 2,850,000
Total Note Anticipation Notes		\$ 2,850,000
Revenue Debt (Clean Water Plant)		
Description	Issue Date	Amount Outstanding
Revenue Debt	2014	\$ 6,480,000
Revenue Debt	2016	3,395,000
Revenue Debt	2017	6,170,000
Revenue Debt	2018	5,550,000
Total Revenue Debt (3)		\$ 21,595,000
Clean Water Fund Loan		
Description	Issue Date	Amount Outstanding
Clean Water Fund Loan Phase I	2014	\$ 24,284,618
Clean Water Fund Loan Phase II	2015	13,177,777
Total Clean Water Fund Loan (3)		\$ 37,462,395

(1) The Waukesha Water Utility's budget is presented in a separate document along with the total debt for the Waukesha Water Utility. Only the GO portion of the Waukesha Water Utility's outstanding debt is shown above for the purpose of showing the legal debt margin.


(2) The Clean Water Plant has some outstanding GO debt. It is paid by revenues of the Clean Water Plant, but does not count against our legal debt margin.

(3) The Revenue Debt and Clean Water Fund Loan are paid with the revenues derived from the operations of the Clean Water Plant. This debt does not constitute an indebtedness of the City within the meaning of any constitutional or statutory debt limitation or provision. Note Anticipation Notes are expected to be refinanced to revenue debt.



GENERAL FUND

The General Fund is the primary operating fund of a governmental unit. This fund is used to account for general operations and activities not requiring the use of other funds. Many of the usual, day-to-day activities of a municipality are supported by the General Fund.



GENERAL FUND REVENUES

- Taxes
- Intergovernmental Revenues
- License & Permits
- Penalties & Forfeitures
- Public Charges for Service
- Interdepartmental Charges
- Miscellaneous Revenue
- Transfers from Other Funds

City of Waukesha - 2019 Annual Operating Budget

0100	General Fund	2016 Actuals	2017 Actuals	2018 Orig Bud	2018 YTD Actuals	2018 Projected	2019 Executive	PCT Change 2018-2019Orig
1210	Municipal Court	(755,725.78)	(733,733.19)	(810,000.00)	(470,027.48)	(801,406.00)	(790,000.00)	-2.5%
1210	44110 Muni Court Fines And Costs	(174,295.74)	(160,817.79)	(190,000.00)	(99,236.37)	(169,236.00)	(175,000.00)	-7.9%
1210	44130 Circ Court Fines And Costs	(4,235.10)	(3,079.91)	(5,000.00)	(2,418.27)	(3,798.00)	(5,000.00)	0.0%
1210	44190 Other Fines And Forfeitures	(577,194.94)	(569,835.49)	(615,000.00)	(368,372.84)	(628,372.00)	(610,000.00)	-0.8%
1310	Mayor's Office	(9,524.00)	(10,620.00)	(6,000.00)	(8,036.00)	(10,100.00)	(6,000.00)	0.0%
1310	47440 Accounting Services	(6,000.00)	(6,000.00)	(6,000.00)	(6,000.00)	(6,000.00)	(6,000.00)	0.0%
1310	48413 Donations - Celebrate Waukesha	(3,524.00)	(4,620.00)	0.00	(2,036.00)	(4,100.00)	0.00	0.0%
1330	City Administrator	(11,056.07)	(9,500.00)	(9,500.00)	(9,500.00)	(9,500.00)	(9,500.00)	0.0%
1330	47440 Accounting Services	(9,500.00)	(9,500.00)	(9,500.00)	(9,500.00)	(9,500.00)	(9,500.00)	0.0%
1330	48400 Other Miscellaneous Revenues	(1,556.07)	0.00	0.00	0.00	0.00	0.00	0.0%
1410	City Clerk	(181,400.67)	(158,321.43)	(163,300.00)	(152,366.66)	(161,700.00)	(161,300.00)	-1.2%
1410	43110 License-Liquor & Malt Bev	(74,931.34)	(74,262.93)	(75,000.00)	(81,934.00)	(83,000.00)	(83,000.00)	10.7%
1410	43111 License- Liquor & Malt Reserve	(20,000.00)	0.00	(10,000.00)	0.00	0.00	0.00	-100.0%
1410	43120 License-Business & Occupatio	(73,601.29)	(70,475.01)	(65,000.00)	(57,463.66)	(65,000.00)	(65,000.00)	0.0%
1410	43160 License-Cigarette Vendors	(5,700.00)	(6,200.00)	(5,800.00)	(6,000.00)	(6,200.00)	(5,800.00)	0.0%
1410	45110 Clerks Fees	(7,168.04)	(7,383.49)	(7,500.00)	(6,969.00)	(7,500.00)	(7,500.00)	0.0%
1420	Elections	(19,964.83)	(300.00)	0.00	0.00	0.00	0.00	0.0%
1420	42495 Other State Grants	0.00	(300.00)	0.00	0.00	0.00	0.00	0.0%
1420	48490 Miscellaneous Revenues	(19,964.83)	0.00	0.00	0.00	0.00	0.00	0.0%
1430	Human Resources/Admin	(18,024.00)	(23,953.23)	(23,772.00)	(25,579.00)	(25,579.00)	(25,579.00)	7.6%
1430	45140 Personnel Fees	0.00	(181.23)	0.00	0.00	0.00	0.00	0.0%
1430	47440 Accounting Services	(18,024.00)	(23,772.00)	(23,772.00)	(25,579.00)	(25,579.00)	(25,579.00)	7.6%
1433	Payroll	(3,156.00)	(3,108.00)	(3,156.00)	(3,396.00)	(3,396.00)	(3,396.00)	7.6%
1433	47440 Accounting Services	(3,156.00)	(3,108.00)	(3,156.00)	(3,396.00)	(3,396.00)	(3,396.00)	7.6%
1510	Finance/Administration	(4,361,171.91)	(5,039,240.83)	(5,031,917.00)	(4,592,188.84)	(5,042,435.00)	(5,743,344.00)	14.1%
1510	41150 Taxes - Managed Forest Land	(25.16)	(103.24)	(50.00)	0.00	(50.00)	(50.00)	0.0%
1510	41310 Tax Equiv-Municipal Utility	(59.69)	(59.69)	(60.00)	(59.69)	(60.00)	(60.00)	0.0%
1510	41320 Tax Equiv-Housing Authority	(113,084.38)	(117,389.56)	(110,000.00)	0.00	(115,000.00)	(115,000.00)	4.5%
1510	41900 Other Taxes	(2,772.00)	0.00	0.00	(32.03)	0.00	0.00	0.0%
1510	42210 State Shared Revenues	(71,797.23)	(581,759.51)	(561,867.00)	(226,953.67)	(561,867.00)	(563,212.00)	0.2%
1510	42405 State Aid - Exempt Computer	(263,173.00)	(272,736.00)	(279,479.00)	(279,480.32)	(279,480.00)	(280,000.00)	0.2%
1510	42406 State Aid -Exempt PP Machinery	0.00	0.00	0.00	0.00	0.00	(422,491.00)	0.0%
1510	42485 Expenditure Restraint	(1,968,006.97)	(2,078,653.16)	(2,101,581.00)	(2,101,581.56)	(2,101,582.00)	(2,176,595.00)	3.6%
1510	45150 Accounting Fees	(1,335.00)	(25,495.32)	0.00	(690.00)	(972.00)	(500.00)	0.0%
1510	46110 Spec Assessment-Deferred	5,442.16	21.66	0.00	0.00	0.00	0.00	0.0%

City of Waukesha - 2019 Annual Operating Budget

0100	General Fund	2016 Actuals	2017 Actuals	2018 Orig Bud	2018 YTD Actuals	2018 Projected	2019 Executive	PCT Change 2018-2019Orig
1510	47440 Accounting Services	(104,266.00)	(108,652.34)	(104,000.00)	(108,133.00)	(108,133.00)	(126,503.00)	21.6%
1510	48180 Interest On Revolving Loans	0.00	1,134.65	0.00	(64.50)	(65.00)	0.00	0.0%
1510	48183 Interest - Gen Fund Adv	(6,822.57)	(3,453.89)	0.00	0.00	0.00	0.00	0.0%
1510	48470 Sales Tax Discount	(241.27)	(246.11)	0.00	(168.46)	(200.00)	0.00	0.0%
1510	48490 Miscellaneous Revenues	(1,216.80)	(251.68)	0.00	(145.61)	(146.00)	0.00	0.0%
1510	49230 Transfers From Debt Service	0.00	(39,669.96)	0.00	0.00	0.00	0.00	0.0%
1510	49240 Transfers From Cap Project	(59,000.00)	(18,298.68)	0.00	0.00	0.00	0.00	0.0%
1510	49260 Transfers From Enterprise Fu	(1,774,814.00)	(1,793,628.00)	(1,874,880.00)	(1,874,880.00)	(1,874,880.00)	(2,058,933.00)	9.8%
1540 Assessor		(25,858.24)	(27,293.42)	(31,200.00)	(21,133.19)	(33,275.00)	(33,150.00)	6.3%
1540	43510 Property Tax Exemption Fee	(1,175.00)	(50.00)	(1,200.00)	(1,250.00)	(1,275.00)	(150.00)	-87.5%
1540	45154 Assessors Fees	(24,683.24)	(27,243.42)	(30,000.00)	(19,883.19)	(32,000.00)	(33,000.00)	10.0%
1560 Treasurer		(42,991,448.44)	(46,005,800.43)	(47,784,491.00)	(48,433,692.16)	(48,068,317.00)	(48,888,060.00)	2.3%
1560	41110 Taxes-R.E. & P.P	(42,685,537.72)	(45,642,091.00)	(47,309,172.00)	(47,309,230.34)	(47,309,231.00)	(48,040,416.00)	1.5%
1560	41111 Taxes-Omitted Assessments	(1,308.97)	(3,262.32)	(3,000.00)	(11,613.32)	(12,000.00)	(3,000.00)	0.0%
1560	41112 Taxes-Delinquent Fees/Penalt	(174,307.76)	(128,865.76)	(118,000.00)	(99,750.72)	(105,000.00)	(90,000.00)	-23.7%
1560	41118 Delinquent Taxes - Pre 2011	(4,691.77)	(1,453.04)	0.00	(1,231.05)	(1,400.00)	(500.00)	0.0%
1560	41119 Taxes-Prior Year Delinquent	(26,893.07)	(18,525.98)	(20,000.00)	(3,794.57)	(10,000.00)	(10,000.00)	-50.0%
1560	41140 Taxes - Mobile Home Parking	(15,113.85)	(18,191.35)	(16,000.00)	(14,893.13)	(20,694.00)	(20,694.00)	29.3%
1560	43180 License-Dog	(12,812.35)	(13,683.02)	(12,000.00)	(6,364.45)	(12,500.00)	(12,500.00)	4.2%
1560	43185 License-Cat	(2,110.00)	(1,965.00)	(1,500.00)	(1,616.00)	(2,000.00)	(2,000.00)	33.3%
1560	45120 Treasurers Fees	(6,834.26)	(6,103.95)	(6,200.00)	(5,153.00)	(6,100.00)	(6,100.00)	-1.6%
1560	45170 Sale Of Maps	(75.12)	(72.88)	(50.00)	(36.69)	(50.00)	(50.00)	0.0%
1560	45180 Special Assessment Search Fe	(10,240.00)	(12,085.00)	(8,000.00)	(8,620.00)	(10,000.00)	(10,000.00)	25.0%
1560	48110 Interest On Investments	(364,238.13)	(491,015.69)	(417,284.00)	(1,197,879.22)	(856,036.00)	(872,635.00)	109.1%
1560	48111 Unrealized Gain/(Loss) on B	249,374.63	284,663.60	(25,000.00)	205,592.35	60,000.00	(25,000.00)	0.0%
1560	48112 Investment Fees	63,342.10	53,469.35	41,715.00	20,904.02	41,700.00	41,835.00	0.3%
1560	48113 Realized Gain/(Loss) on Inv	0.00	(140.63)	110,000.00	0.00	175,000.00	163,000.00	48.2%
1560	48490 Miscellaneous Revenues	(1.55)	(6,478.65)	0.00	(5.78)	(6.00)	0.00	0.0%
1560	48920 Minor Amount W/Off-Fin Chrge	(0.62)	0.89	0.00	(0.26)	0.00	0.00	0.0%
1570 Accounting and Budget		(1.00)	(3.63)	0.00	(380.00)	(380.00)	0.00	0.0%
1570	48490 Miscellaneous Revenues	(1.00)	(3.63)	0.00	(380.00)	(380.00)	0.00	0.0%
1610 Attorney's Office		(886.75)	(377.92)	(800.00)	(450.22)	(710.00)	(700.00)	-12.5%
1610	47465 Attorney	(886.75)	(377.92)	(800.00)	(450.22)	(710.00)	(700.00)	-12.5%
1720 Planning Department		(157,572.23)	(142,662.39)	(151,938.00)	(130,020.70)	(141,670.00)	(170,940.00)	12.5%
1720	45910 TIF Application Fees	0.00	0.00	(1,000.00)	(500.00)	(1,000.00)	(1,000.00)	0.0%
1720	45920 Zoning/Planning Fees	(36,856.96)	(28,678.58)	(63,053.00)	(25,571.49)	(32,000.00)	(60,000.00)	-4.8%
1720	45921 Signs-Permanent	(4,677.85)	(9,327.55)	(4,626.00)	(9,569.21)	(14,290.00)	(14,000.00)	202.6%

City of Waukesha - 2019 Annual Operating Budget

0100	General Fund	2016 Actuals	2017 Actuals	2018 Orig Bud	2018 YTD Actuals	2018 Projected	2019 Executive	PCT Change 2018-2019Orig
1720	47410 Planning Fees	(74,831.40)	(104,656.26)	(83,259.00)	(94,380.00)	(94,380.00)	(95,940.00)	15.2%
1720	48330 Sale of City Property	(41,206.02)	0.00	0.00	0.00	0.00	0.00	0.0%
1730	Landmarks Commission	(620.00)	(410.00)	(600.00)	(400.00)	(550.00)	(500.00)	-16.7%
1730	45160 Planning Fees	(600.00)	(390.00)	(500.00)	(390.00)	(540.00)	(500.00)	0.0%
1730	48490 Miscellaneous Revenues	(20.00)	(20.00)	(100.00)	(10.00)	(10.00)	0.00	-100.0%
1790	Tourism	(644,310.55)	(627,011.21)	(570,460.00)	(362,720.32)	(529,030.00)	(508,338.00)	-10.9%
1790	41210 Use Tax-Motel Rooms	(644,310.55)	(627,011.21)	(570,460.00)	(362,700.32)	(529,000.00)	(508,338.00)	-10.9%
1790	45115 Room Tax Late Fees	0.00	0.00	0.00	(20.00)	(30.00)	0.00	0.0%
1810	City Hall	0.00	0.00	0.00	(11,900.00)	(17,000.00)	0.00	0.0%
1810	48210 Rentals/Leases	0.00	0.00	0.00	(11,900.00)	(17,000.00)	0.00	0.0%
1890	Rental Properties	(36,487.44)	(96,487.36)	(36,487.00)	(36,487.36)	(36,487.00)	(36,487.00)	0.0%
1890	48210 Rentals/Leases	(36,487.44)	(96,487.36)	(36,487.00)	(36,487.36)	(36,487.00)	(36,487.00)	0.0%
1915	Information Technology	(1,055,173.90)	(960,851.55)	(939,322.00)	(526,820.03)	(940,322.00)	(944,728.00)	0.6%
1915	43410 CATV Franchise Fee	(910,985.77)	(830,037.43)	(810,000.00)	(422,691.59)	(810,000.00)	(810,000.00)	0.0%
1915	47452 I/S Services-Prop Funds	(142,972.72)	(129,259.23)	(129,322.00)	(103,823.44)	(129,322.00)	(134,228.00)	3.8%
1915	48490 Miscellaneous Revenues	(1,215.41)	(1,554.89)	0.00	(305.00)	(1,000.00)	(500.00)	0.0%
1916	Citywide I.S. Services	(50,738.21)	(90,678.43)	(111,692.00)	(101,371.31)	(93,001.00)	(96,593.00)	-13.5%
1916	47450 I/S Services-Other Municipal	(11,443.79)	(796.27)	(11,444.00)	0.00	0.00	0.00	-100.0%
1916	47452 I/S Services-Prop Funds	(39,294.42)	(89,882.16)	(100,248.00)	(101,371.31)	(93,001.00)	(96,593.00)	-3.6%
2110	Police Administration	(230,458.26)	(220,447.34)	(213,118.00)	(187,266.37)	(221,190.00)	(216,190.00)	1.4%
2110	42395 Secret Service Exp Reimb	0.00	(450.00)	(200.00)	0.00	0.00	0.00	-100.0%
2110	42610 State Payments-City Services	(127,638.76)	(119,634.92)	(128,468.00)	(126,790.26)	(126,790.00)	(126,790.00)	-1.3%
2110	43170 License-Bicycle	(135.00)	(35.00)	(150.00)	(40.00)	(100.00)	(100.00)	-33.3%
2110	43295 Permit - Solicitor	(2,765.00)	(3,544.56)	(3,000.00)	(2,570.00)	(3,000.00)	(3,000.00)	0.0%
2110	44190 Other Fines And Forfeitures	(170.69)	0.00	0.00	0.00	0.00	0.00	0.0%
2110	45210 Police Department Fees	(65,769.61)	(62,956.36)	(50,000.00)	(39,621.78)	(55,000.00)	(55,000.00)	10.0%
2110	45230 False Alarm Fees	(32,589.66)	(36,020.50)	(30,000.00)	(17,459.50)	(35,000.00)	(30,000.00)	0.0%
2110	48120 Interest On Special Assessme	(383.10)	(5.84)	(300.00)	(191.76)	(300.00)	(300.00)	0.0%
2110	48330 Sale of City Property	(1,006.44)	(7.60)	(1,000.00)	(593.07)	(1,000.00)	(1,000.00)	0.0%
2110	48490 Miscellaneous Revenues	0.00	2,207.44	0.00	0.00	0.00	0.00	0.0%
2111	Police Training	(19,200.14)	(22,952.58)	(21,160.00)	(2,400.78)	(21,460.00)	(20,960.00)	-0.9%
2111	42395 Secret Service Exp Reimb	(1,920.14)	(2,685.26)	(2,000.00)	(460.00)	(2,000.00)	(2,000.00)	0.0%
2111	42396 Fed Aid - ICAC	0.00	(347.00)	0.00	0.00	0.00	0.00	0.0%
2111	42420 State Aid-Law Enforcement	(17,280.00)	(17,920.00)	(16,960.00)	0.00	(16,960.00)	(16,960.00)	0.0%

City of Waukesha - 2019 Annual Operating Budget

0100	General Fund	2016 Actuals	2017 Actuals	2018 Orig Bud	2018 YTD Actuals	2018 Projected	2019 Executive	PCT Change 2018-2019Orig
2111	48490 Miscellaneous Revenues	0.00	(2,000.32)	(2,200.00)	(1,940.78)	(2,500.00)	(2,000.00)	-9.1%
2120	Police Community Relations	0.00	(3,616.70)	0.00	0.00	0.00	0.00	0.0%
2120	48490 Miscellaneous Revenues	0.00	(3,616.70)	0.00	0.00	0.00	0.00	0.0%
2130	Police Patrol	(122,843.08)	(167,975.67)	(222,300.00)	(216,620.00)	(221,520.00)	(381,000.00)	71.4%
2130	42320 Fed Grant-Law Enforcement	(4,727.17)	(7,474.20)	(5,000.00)	0.00	(5,000.00)	(5,000.00)	0.0%
2130	42396 Fed Aid - ICAC	0.00	(7,150.39)	0.00	0.00	0.00	0.00	0.0%
2130	42424 State Grant - Law Enforcemen	(4,000.00)	0.00	0.00	0.00	0.00	0.00	0.0%
2130	42425 State Grant - Law Enforcement	(23,205.91)	0.00	0.00	0.00	0.00	0.00	0.0%
2130	42930 Schools-Reimbursement	(90,000.00)	(150,000.00)	(215,000.00)	(215,000.00)	(215,000.00)	(375,000.00)	74.4%
2130	48410 Donations-Honor Guard	(25.00)	(1,850.00)	(300.00)	(400.00)	(300.00)	0.00	-100.0%
2130	48490 Miscellaneous Revenues	(885.00)	(1,501.08)	(2,000.00)	(1,220.00)	(1,220.00)	(1,000.00)	-50.0%
2140	Police Investigations CID	(13,157.63)	(38,173.23)	(11,250.00)	(8,252.21)	(20,900.00)	(20,750.00)	84.4%
2140	42395 Secret Service Exp Reimb	(13,116.79)	(11,538.91)	(10,000.00)	(1,438.83)	(10,000.00)	(10,000.00)	0.0%
2140	42396 Fed Aid - ICAC	0.00	(6,131.98)	0.00	0.00	0.00	0.00	0.0%
2140	42397 Drug Enforcement Task Force	0.00	(14,628.00)	0.00	(5,862.50)	(10,000.00)	(10,000.00)	0.0%
2140	44190 Other Fines And Forfeitures	0.00	(4,101.10)	(250.00)	(457.20)	(800.00)	(250.00)	0.0%
2140	48400 Other Miscellaneous Revenues	(40.84)	(1,773.24)	(1,000.00)	(493.68)	(100.00)	(500.00)	-50.0%
2150	Police Support Services	(1,040.00)	(726.55)	0.00	0.00	0.00	0.00	0.0%
2150	42395 Secret Service Exp Reimb	(1,040.00)	(726.55)	0.00	0.00	0.00	0.00	0.0%
2151	Police Support Dispatch	0.00	(10,690.14)	0.00	0.00	0.00	0.00	0.0%
2151	48490 Other Miscellaneous Revenues	0.00	(10,690.14)	0.00	0.00	0.00	0.00	0.0%
2152	Police Support Maintenance	0.00	(2,220.95)	0.00	(3,938.00)	(3,363.00)	0.00	0.0%
2152	42395 Secret Service Exp Reimb	0.00	(699.00)	0.00	0.00	0.00	0.00	0.0%
2152	48440 Ins Recoveries Prop Damage	0.00	0.00	0.00	(575.00)	0.00	0.00	0.0%
2152	48490 Miscellaneous Revenues	0.00	(1,521.95)	0.00	(3,363.00)	(3,363.00)	0.00	0.0%
2155	Police Vehicle Maintenance	(12,260.23)	(12,070.84)	(10,000.00)	(12,446.66)	(12,447.00)	(12,000.00)	20.0%
2155	48440 Ins Recoveries Prop Damage	(12,260.23)	(12,070.84)	(10,000.00)	(12,446.66)	(12,447.00)	(12,000.00)	20.0%
2210	Fire Administration	(305,313.38)	(314,689.84)	(301,000.00)	(330,259.84)	(333,738.00)	(312,500.00)	3.8%
2210	42220 St Shared Tax-Fire Insurance	(206,610.88)	(225,781.58)	(215,000.00)	(223,923.49)	(223,923.00)	(220,000.00)	2.3%
2210	42610 State Payments-City Services	(92,075.81)	(85,674.35)	(85,000.00)	(94,815.60)	(94,815.00)	(89,000.00)	4.7%
2210	45220 Fire Department Fees	(5,368.69)	(3,233.91)	(1,000.00)	(762.40)	(4,000.00)	(3,500.00)	250.0%
2210	48440 Ins Recoveries Prop Damage	(1,258.00)	0.00	0.00	(10,758.35)	(11,000.00)	0.00	0.0%
2211	Fire Suppression	(113,167.16)	(138,503.00)	(138,200.00)	(149,758.49)	(153,759.00)	(145,000.00)	4.9%

City of Waukesha - 2019 Annual Operating Budget

0100	General Fund	2016 Actuals	2017 Actuals	2018 Orig Bud	2018 YTD Actuals	2018 Projected	2019 Executive	PCT Change 2018-2019Orig
2211	42775 County Wide Hazmat	(102,903.17)	(95,200.00)	(95,200.00)	(103,529.49)	(103,530.00)	(102,000.00)	7.1%
2211	45250 HAZ MAT Incident Fees	(7,244.99)	0.00	0.00	0.00	(4,000.00)	0.00	0.0%
2211	45255 Technical Rescue Service Fee	(1,519.00)	(43,303.00)	(43,000.00)	(46,229.00)	(46,229.00)	(43,000.00)	0.0%
2211	48490 Miscellaneous Revenues	(1,500.00)	0.00	0.00	0.00	0.00	0.00	0.0%
2212	Fire Prevention	(216,282.75)	(215,106.25)	(211,700.00)	(17,617.99)	(205,784.00)	(204,600.00)	-3.4%
2212	43290 Permit-Other	(1,360.00)	(750.00)	(700.00)	(325.00)	(600.00)	(600.00)	-14.3%
2212	43320 Fuel Tank Inspection Fee	(13,006.00)	(3,993.25)	(8,000.00)	(276.00)	(100.00)	0.00	-100.0%
2212	45280 Safety Inspection Fees	(181,103.00)	(186,084.00)	(185,000.00)	(2,088.00)	(186,084.00)	(185,000.00)	0.0%
2212	45290 Sprinkler Inspection Fees	(20,813.75)	(24,279.00)	(18,000.00)	(14,925.00)	(19,000.00)	(19,000.00)	5.6%
2212	48120 Interest On Special Assessme	0.00	0.00	0.00	(3.99)	0.00	0.00	0.0%
2213	Fire EMS	(1,384,297.67)	(1,846,586.78)	(1,657,500.00)	(1,614,445.38)	(1,708,000.00)	(1,707,500.00)	3.0%
2213	42490 State Aid-EMS Funding Assistan	(11,436.91)	(10,590.54)	(7,500.00)	(9,233.59)	(8,000.00)	(7,500.00)	0.0%
2213	45240 Ambulance Fee- Non-Resident	(325,898.52)	(369,174.95)	(275,000.00)	(100,332.75)	(1,700,000.00)	(1,700,000.00)	518.2%
2213	45241 Ambulance Fee-Resident	(1,046,381.88)	(1,465,464.77)	(1,375,000.00)	(1,504,879.04)	0.00	0.00	-100.0%
2213	48440 Ins Recoveries Prop Damage	(580.36)	(1,356.10)	0.00	0.00	0.00	0.00	0.0%
2213	48490 Miscellaneous Revenues	0.00	(0.42)	0.00	0.00	0.00	0.00	0.0%
2215	County Hazmat Service	0.00	(8,750.85)	0.00	0.00	0.00	0.00	0.0%
2215	45250 HAZ MAT Incident Fees	0.00	(8,750.85)	0.00	0.00	0.00	0.00	0.0%
2310	Building Inspections	(827,687.07)	(1,071,265.20)	(920,166.00)	(643,949.90)	(895,206.00)	(949,245.00)	3.2%
2310	43130 License-Electrical	(80.00)	0.00	0.00	0.00	0.00	0.00	0.0%
2310	43140 License-Heating	(1,880.00)	(5,415.00)	0.00	0.00	0.00	0.00	0.0%
2310	43210 Permit-Building & Constructio	(413,678.02)	(621,727.58)	(508,255.00)	(343,764.23)	(465,000.00)	(519,445.00)	2.2%
2310	43220 Permit-Electrical	(131,565.60)	(145,769.00)	(136,022.00)	(100,737.25)	(140,000.00)	(145,000.00)	6.6%
2310	43230 Permit Plumbing	(99,369.00)	(141,937.50)	(109,553.00)	(86,245.00)	(118,956.00)	(120,000.00)	9.5%
2310	43240 Permit-Heating/Cooling	(149,420.93)	(137,356.40)	(141,285.00)	(105,797.67)	(156,860.00)	(142,020.00)	0.5%
2310	43290 Permit-Other	(1,240.00)	(1,560.00)	(1,426.00)	(1,380.00)	(1,490.00)	(1,280.00)	-10.2%
2310	45310 Inspection Fees	(25,676.60)	(17,053.00)	(23,625.00)	(6,025.00)	(12,900.00)	(21,500.00)	-9.0%
2310	48120 Interest On Special Assessme	0.00	(436.72)	0.00	(0.75)	0.00	0.00	0.0%
2310	48440 Ins Recoveries Prop Damage	(4,776.92)	0.00	0.00	0.00	0.00	0.00	0.0%
2310	48490 Miscellaneous Revenues	0.00	(10.00)	0.00	0.00	0.00	0.00	0.0%
2910	Police and Fire Commission	0.00	(2.49)	0.00	0.00	0.00	0.00	0.0%
2910	48490 Miscellaneous Revenues	0.00	(2.49)	0.00	0.00	0.00	0.00	0.0%
2950	Weights and Measures	(18,455.94)	(18,601.32)	(18,400.00)	(1,455.84)	(18,400.00)	(18,400.00)	0.0%
2950	45260 Weights & Measures Insp Fee	(18,362.63)	(18,380.08)	(18,400.00)	(1,424.23)	(18,400.00)	(18,400.00)	0.0%
2950	48120 Interest On Special Assessme	(93.31)	(221.24)	0.00	(31.61)	0.00	0.00	0.0%

City of Waukesha - 2019 Annual Operating Budget


0100	General Fund	2016 Actuals	2017 Actuals	2018 Orig Bud	2018 YTD Actuals	2018 Projected	2019 Executive	PCT Change 2018-2019Orig
3290	DPW/Engineering Division	(1,190,076.49)	(992,316.69)	(699,982.00)	(820,357.37)	(791,282.00)	(759,982.00)	8.6%
3290	43290 Permit-Other	(11,215.01)	(13,200.00)	(8,000.00)	(3,795.00)	(5,000.00)	(8,000.00)	0.0%
3290	43310 Erosion Control Inspection F	(14,013.70)	(7,458.90)	(10,000.00)	(10,194.40)	(11,000.00)	(10,000.00)	0.0%
3290	45320 Engineering Fees	(102,071.78)	(86,261.10)	(80,000.00)	(71,973.02)	(93,000.00)	(90,000.00)	12.5%
3290	47420 Engineering Services	(1,057,776.11)	(883,414.29)	(600,000.00)	(734,094.95)	(680,000.00)	(650,000.00)	8.3%
3290	47452 I/S Services-Prop Funds	(1,938.00)	(1,982.40)	(1,982.00)	0.00	(1,982.00)	(1,982.00)	0.0%
3290	48440 Ins Recoveries Prop Damage	(3,061.89)	0.00	0.00	0.00	0.00	0.00	0.0%
3290	48490 Miscellaneous Revenues	0.00	0.00	0.00	(300.00)	(300.00)	0.00	0.0%
3310	DPW/Street Maint Division	(3,064,168.92)	(3,151,652.77)	(3,624,571.00)	(2,718,000.08)	(3,624,071.00)	(3,696,502.00)	2.0%
3310	42230 St Shared Tax-Hwy Construction	(2,986,836.13)	(3,149,192.62)	(3,621,571.00)	(2,716,178.61)	(3,621,571.00)	(3,694,002.00)	2.0%
3310	42430 State Aid-Local Transportation	(75,557.41)	0.00	0.00	0.00	0.00	0.00	0.0%
3310	45410 Public Works Fees	(1,560.00)	(2,448.56)	(3,000.00)	(1,821.47)	(2,500.00)	(2,500.00)	-16.7%
3310	48120 Interest On Special Assessme	(215.38)	(11.59)	0.00	0.00	0.00	0.00	0.0%
3320	Snow & Ice Removal	(20,347.83)	(867.92)	(10,000.00)	(3,336.06)	(7,500.00)	(7,500.00)	-25.0%
3320	45420 Snow And Ice Control	(19,250.90)	(772.45)	(10,000.00)	(3,328.32)	(7,500.00)	(7,500.00)	-25.0%
3320	48120 Interest On Special Assessme	(1,096.93)	(95.47)	0.00	(7.74)	0.00	0.00	0.0%
3330	Fleet Maintenance	(48,338.87)	(41,457.85)	(28,000.00)	(14,638.86)	(28,000.00)	(28,000.00)	0.0%
3330	47430 Force Charges - Vehicle Maint	(48,338.87)	(41,457.85)	(28,000.00)	(14,638.86)	(28,000.00)	(28,000.00)	0.0%
3390	General Public Works	(93,285.95)	(114,062.01)	(60,000.00)	(105,716.17)	(148,318.00)	(55,000.00)	-8.3%
3390	47430 Public Works Services	(10,319.26)	(17,388.43)	(5,000.00)	(21,317.09)	(21,318.00)	(5,000.00)	0.0%
3390	48125 Interest on Account	0.00	0.00	0.00	(311.81)	0.00	0.00	0.0%
3390	48330 Sale of City Property	(17,782.02)	(22,250.26)	(15,000.00)	(3,719.10)	(7,000.00)	(10,000.00)	-33.3%
3390	48440 Ins Recoveries Prop Damage	(65,184.67)	(74,423.32)	(40,000.00)	(80,368.17)	(120,000.00)	(40,000.00)	0.0%
5110	Library Administration	(1,319,676.24)	(1,323,643.25)	(1,324,563.00)	(674,353.72)	(1,284,654.00)	(1,297,572.00)	-2.0%
5110	42520 County Aid-Library	(1,149,270.00)	(1,156,560.00)	(1,146,564.00)	(573,282.00)	(1,146,564.00)	(1,141,561.00)	-0.4%
5110	42950 Fees Other Municipality	(6,022.00)	(6,022.00)	(6,022.00)	(1,505.50)	(3,011.00)	(3,011.00)	-50.0%
5110	45710 Library Fees	(164,384.24)	(161,061.25)	(171,977.00)	(99,566.22)	(135,079.00)	(153,000.00)	-11.0%
5120	Library Building	(4,474.67)	0.00	0.00	0.00	0.00	0.00	0.0%
5120	48440 Ins Recoveries Prop Damage	(4,474.67)	0.00	0.00	0.00	0.00	0.00	0.0%
5132	Big Read Grant	(27,750.00)	(23,000.00)	(15,000.00)	(6,500.00)	(21,500.00)	(17,000.00)	13.3%
5132	42910 Grants-Other	(20,000.00)	(16,500.00)	0.00	0.00	(15,000.00)	(12,000.00)	0.0%
5132	48410 Private Donations-Lighted Do	(7,750.00)	(6,500.00)	(15,000.00)	(6,500.00)	(6,500.00)	(5,000.00)	-66.7%
5140	Children's Services	0.00	0.00	(50,000.00)	(34,598.00)	(34,598.00)	(52,431.00)	4.9%
5140	42950 Fees Other Municipality	0.00	0.00	(50,000.00)	(34,598.00)	(34,598.00)	(52,431.00)	4.9%

City of Waukesha - 2019 Annual Operating Budget

0100	General Fund	2016 Actuals	2017 Actuals	2018 Orig Bud	2018 YTD Actuals	2018 Projected	2019 Executive	PCT Change 2018-2019Orig
5141	Children's Services Grant	(2,949.90)	(1,400.00)	(2,700.00)	0.00	(2,700.00)	(2,000.00)	-25.9%
5141	42910 Grants-Other	(2,949.90)	(1,400.00)	(2,700.00)	0.00	(2,700.00)	(2,000.00)	-25.9%
5151	Info & Adult Services Gran	(40,000.00)	(20,000.00)	(20,000.00)	(10,000.00)	(20,000.00)	(20,000.00)	0.0%
5151	42770 County Library System Charge	(40,000.00)	(20,000.00)	(20,000.00)	(10,000.00)	(20,000.00)	(20,000.00)	0.0%
5310	Recreation Programs	(734,626.22)	(746,910.83)	(761,845.00)	(583,396.95)	(772,316.00)	(776,993.00)	2.0%
5310	45810 Recreation Fees	(734,449.74)	(746,636.37)	(761,611.00)	(583,396.95)	(772,082.00)	(776,453.00)	1.9%
5310	48440 Ins Recoveries Prop Damage	0.00	(31.99)	0.00	0.00	0.00	0.00	0.0%
5310	49280 Transfers From Trust/Agency	(176.48)	(242.47)	(234.00)	0.00	(234.00)	(540.00)	130.8%
5320	Horeb Pool	(196,944.03)	(183,659.65)	(205,000.00)	(171,368.44)	(200,000.00)	(205,000.00)	0.0%
5320	45805 Splash Cash-Unused	0.00	0.00	0.00	(122.00)	0.00	0.00	0.0%
5320	45810 Recreation Fees	(196,944.03)	(183,659.65)	(205,000.00)	(171,246.44)	(200,000.00)	(205,000.00)	0.0%
5325	Buchner Pool	(98,276.28)	(93,650.75)	(105,000.00)	(75,392.87)	(90,000.00)	(100,000.00)	-4.8%
5325	45810 Recreation Fees	(98,276.28)	(93,650.75)	(105,000.00)	(75,392.87)	(90,000.00)	(100,000.00)	-4.8%
5510	Park & Rec Administration	0.00	(746.07)	0.00	(80.86)	(81.00)	0.00	0.0%
5510	48490 Miscellaneous Revenues	0.00	(746.07)	0.00	(80.86)	(81.00)	0.00	0.0%
5520	Park Maintenance	(7,515.00)	(12,245.90)	0.00	(1,018.73)	(2,078.00)	(1,059.00)	-105900.0%
5520	48210 Rentals/Leases	(7,110.00)	(4,959.50)	0.00	0.00	(1,059.00)	(1,059.00)	0.0%
5520	48440 Ins Recoveries Prop Damage	(405.00)	(3,138.15)	0.00	0.00	0.00	0.00	0.0%
5520	48490 Miscellaneous Revenues	0.00	(4,148.25)	0.00	(1,018.73)	(1,019.00)	0.00	0.0%
5610	Forestry	(20,606.30)	(49,801.56)	(18,000.00)	(13,170.36)	(13,682.00)	(20,000.00)	11.1%
5610	46210 Spec Assessment-Trees	(15,958.88)	(48,839.06)	(18,000.00)	(12,392.39)	(12,760.00)	(20,000.00)	11.1%
5610	48120 Interest On Special Assessme	(187.42)	(487.50)	0.00	(15.53)	(160.00)	0.00	0.0%
5610	48440 Ins Recoveries Prop Damage	0.00	0.00	0.00	(762.44)	(762.00)	0.00	0.0%
5610	48490 Miscellaneous Revenues	(4,460.00)	(475.00)	0.00	0.00	0.00	0.00	0.0%
5630	Weed Control	(7,092.17)	(3,044.63)	(5,136.00)	(825.00)	(5,200.00)	(4,500.00)	-12.4%
5630	45310 Inspection Fees	(2,400.00)	(75.00)	(1,500.00)	(200.00)	(2,700.00)	(1,700.00)	13.3%
5630	45980 Weed Control Fees	(770.00)	(2,738.45)	(1,397.00)	(25.00)	(100.00)	(500.00)	-64.2%
5630	45981 Tall Grass Cutting Fee	(2,395.00)	(190.00)	(2,239.00)	(600.00)	(2,400.00)	(2,300.00)	2.7%
5630	48120 Interest On Special Assessme	(1,527.17)	(41.18)	0.00	0.00	0.00	0.00	0.0%
5940	Community Special Events	(1,200.00)	(1,250.00)	(1,300.00)	(1,400.00)	(1,400.00)	(1,100.00)	-15.4%
5940	48490 Miscellaneous Revenues	(1,200.00)	(1,250.00)	(1,300.00)	(1,400.00)	(1,400.00)	(1,100.00)	-15.4%

City of Waukesha - 2019 Annual Operating Budget

0100	General Fund	2016 Actuals	2017 Actuals	2018 Orig Bud	2018 YTD Actuals	2018 Projected	2019 Executive	PCT Change 2018-2019Orig
7100	Garbage Collection	(81,045.87)	(79,384.34)	(105,000.00)	(55,586.46)	(70,520.00)	(75,960.00)	-27.7%
7100	43250 Drop Off Center Fees	(81,045.87)	(79,384.34)	(105,000.00)	(55,086.46)	(70,000.00)	(75,000.00)	-28.6%
7100	46420 Dumpster Enclosure Maintenance	0.00	0.00	0.00	(500.00)	(520.00)	(960.00)	0.0%
7110	Composting	(5,280.00)	(17,483.00)	(3,000.00)	(15,800.00)	(15,800.00)	(6,000.00)	100.0%
7110	47432 Composting Services	(5,280.00)	(17,483.00)	(3,000.00)	(15,800.00)	(15,800.00)	(6,000.00)	100.0%
7150	Recycling	(416,818.50)	(413,426.05)	(414,306.00)	(406,081.55)	(408,082.00)	(409,695.00)	-1.1%
7150	42550 County Grant-Recycling	(251,421.00)	(239,958.00)	(239,958.00)	(239,337.00)	(239,337.00)	(235,000.00)	-2.1%
7150	42705 Cty Govt Rcyng Carts & Trnspr	(161,535.00)	(165,181.00)	(169,348.00)	(161,534.00)	(161,534.00)	(169,695.00)	0.2%
7150	48340 Sale of Salvage and Waste	(3,862.50)	(8,287.05)	(5,000.00)	(5,210.55)	(7,211.00)	(5,000.00)	0.0%
Grand Total		(60,967,756.57)	(65,292,736.02)	(66,852,832.00)	(63,786,502.21)	(67,272,407.00)	(68,943,054.00)	3.1%



GENERAL FUND EXPENDITURES

- General Government
- Public Safety
- Public Works
- Culture and Recreation
- Solid Waste Management
- Non-Departmental Expenses
- Operating Transfers to Other Funds



General Government

Administration

Municipal Court

Human Resources

Assessor

Finance

City Clerk/Treasurer

Attorney

Community Development

City Hall

Information Technology

ADMINISTRATION

City Administrator

Mayor

City Council

City Administrator

2019 Proposed Budget:
\$343,773

Responsible for overseeing the day-to-day operations of the City and the Overall coordination of Departments, services, activities, programs and operations

2018 ACCOMPLISHMENTS



Establishment of Employee Performance Review System



Creation of updated City Strategic Plan



Management of City Hall project

TOTAL EXPENDITURES

	2015 Actual	2016 Actual	2017 Actual	2018 Estimated	2019 Proposed
Personnel	\$250,753	\$228,094	\$248,544	\$263,077	\$267,712
Operating	\$78,029	\$114,375	\$75,906	\$100,106	\$76,061
TOTAL	\$328,782	\$342,468	\$324,450	\$363,183	\$343,773

STAFFING (FTE)

	2017	2018 estimated	2019 Proposed
City Administrator	1	1	1
Assistant (shared with Mayor)	.5	.5	.5
TOTAL	1.5	1.5	1.5

PERFORMANCE METRICS

	2015	2016	2017	2018 Estimated
# of E-mail newsletter contacts	NA	NA	1,471	2,150
# of City Facebook Likes	NA	NA	1,789	3,200
# of City Instagram Followers	NA	NA	217	380
# of City Twitter Followers	NA	NA	757	1,000
# of Leading Waukesha Graduates	NA	NA	23	22

2019 GOALS



Partner with Council to develop Mindiola Sports Complex
Strategic Plan Goal: Well Managed/Financially Sound



Provide two new opportunities for internal employee engagement
Strategic Plan Goal: Customer Focused



Work with Community Development to develop a survey to gauge the satisfaction rates of the Development and Business Community in working with the City
Strategic Plan Goal: Economically Strong and Diverse

City of Waukesha - 2019 Annual Operating Budget

0100	General Fund	2016 Actuals	2017 Actuals	2018 Orig Bud	2018 YTD Actuals	2018 Projected	2019 Executive	PCT Change 2018-2019Orig
1330	City Administrator	342,468.46	324,450.13	327,624.00	277,646.89	363,183.00	343,773.00	4.9%
1330	51110 Salaries	177,736.35	197,562.66	204,546.00	140,115.78	204,546.00	208,766.00	2.1%
1330	51180 Accrued Vacation	501.13	700.26	0.00	0.00	0.00	0.00	0.0%
1330	51510 Social Security	11,325.11	13,099.02	13,378.00	10,812.75	13,378.00	13,650.00	2.0%
1330	51520 Retirement	12,074.46	13,752.56	13,530.00	9,602.12	13,530.00	13,674.00	1.1%
1330	51540 Health Insurance	24,888.92	22,055.57	19,827.00	20,502.22	29,700.00	29,687.00	49.7%
1330	51550 Life Insurance	208.33	183.12	213.00	137.17	213.00	225.00	5.6%
1330	51560 Dental Insurance	1,359.36	1,190.62	1,140.00	1,183.98	1,710.00	1,710.00	50.0%
1330	52135 Consulting	93,156.00	53,000.00	50,000.00	76,122.51	76,123.00	50,000.00	0.0%
1330	52250 Telephone	1,573.21	1,838.49	1,660.00	1,318.10	1,876.00	1,876.00	13.0%
1330	53110 Postage and Box Rent	13.20	1.84	25.00	1.39	10.00	25.00	0.0%
1330	53120 Office Supplies	857.01	1,286.39	150.00	178.47	200.00	200.00	33.3%
1330	53135 Internal Printing	256.12	248.99	240.00	240.00	240.00	240.00	0.0%
1330	53220 Subscriptions-Office	649.00	707.98	715.00	813.39	814.00	730.00	2.1%
1330	53240 Membership Dues	6,004.97	5,131.00	6,150.00	6,579.12	6,593.00	6,750.00	9.8%
1330	53250 Conference And Training	4,850.15	8,771.73	7,750.00	4,780.62	5,500.00	8,350.00	7.7%
1330	53320 Employee Auto Allowance	5,200.00	4,800.00	4,800.00	3,200.00	4,800.00	4,800.00	0.0%
1330	53460 Clothing And Uniforms	1,635.50	0.00	0.00	0.00	0.00	0.00	0.0%
1330	53490 Other Operating Supplies	179.64	119.90	3,500.00	2,059.27	3,950.00	2,715.00	-22.4%
1330	68130 Office Furniture & Equipment	0.00	0.00	0.00	0.00	0.00	375.00	0.0%

Mayor

2019 Proposed Budget:
\$206,903

Serves as the City's Chief Executive Officer and spokesperson for the City.

2018 ACCOMPLISHMENTS



Hosted three Celebrate Waukesha breakfast meetings with business and community leaders



Council Action on City Hall project



Creation of updated City Strategic Plan

TOTAL EXPENDITURES

	2015 Actual	2016 Actual	2017 Actual	2018 Estimated	2019 Proposed
Personnel	\$163,010	\$147,229	\$160,055	\$172,518	\$174,278
Operating	\$26,097	\$33,578	\$26,309	\$36,004	\$32,625
TOTAL	\$189,107	\$180,807	\$186,363	\$208,522	\$206,903

STAFFING (FTE)

	2017	2018 estimated	2019 Proposed
Mayor	1	1	1
Assistant (shared with City Administrator)	.5	.5	.5
TOTAL	1.5	1.5	1.5

PERFORMANCE METRICS

	2015	2016	2017	2018 Estimated
# Celebrate Waukesha Breakfast Events	-	3	3	3
# of City Honors and Awards (received from outside organizations)	-	-	3	5
Public Appearances (ex: Ribbon Cuttings, etc.)	-	-	-	53
State Legislative Outreach	-	-	-	8
Great Lakes Water Outreach	-	-	-	17

2019 GOALS



Implement new City Strategic Plan

Strategic Plan Goal: Well Managed/Financially Sound



Secure Federal Funding for Lake Michigan Water Project

Strategic Plan Goal: Well Managed/Financially Sound



Advocate for legislation that benefits the City of Waukesha such as transportation funding and a resolution to Dark Store practices

Strategic Plan Goal: Well Managed/Financially Sound

City of Waukesha - 2019 Annual Operating Budget

0100	General Fund	2016 Actuals	2017 Actuals	2018 Orig Bud	2018 YTD Actuals	2018 Projected	2019 Executive	PCT Change 2018-2019Orig
1310	Mayor's Office	180,807.12	186,363.45	194,834.00	148,985.34	208,522.00	206,903.00	6.2%
1310	51110 Salaries	105,785.17	119,444.47	123,112.00	84,247.62	123,112.00	124,665.00	1.3%
1310	51180 Accrued Vacation	83.35	(159.17)	0.00	0.00	0.00	0.00	0.0%
1310	51510 Social Security	7,780.31	8,954.12	9,418.00	6,247.58	9,418.00	9,537.00	1.3%
1310	51520 Retirement	6,913.88	8,117.50	8,074.00	5,644.54	8,074.00	8,166.00	1.1%
1310	51540 Health Insurance	24,888.91	22,055.57	19,827.00	20,502.22	29,700.00	29,687.00	49.7%
1310	51550 Life Insurance	418.52	451.46	504.00	313.93	504.00	513.00	1.8%
1310	51560 Dental Insurance	1,359.34	1,190.67	1,140.00	1,183.92	1,710.00	1,710.00	50.0%
1310	52250 Telephone	2,216.03	2,052.66	2,000.00	1,481.14	2,020.00	2,020.00	1.0%
1310	53110 Postage and Box Rent	24.40	47.02	150.00	21.14	50.00	75.00	-50.0%
1310	53120 Office Supplies	749.47	592.37	500.00	72.14	300.00	500.00	0.0%
1310	53130 Printing/Photocopying	107.40	53.98	150.00	26.99	150.00	150.00	0.0%
1310	53135 Internal Printing	2,069.92	2,016.23	2,000.00	2,000.00	2,000.00	2,000.00	0.0%
1310	53220 Subscriptions-Office	222.00	222.00	225.00	249.94	250.00	255.00	13.3%
1310	53240 Membership Dues	18,794.57	13,678.73	20,734.00	21,952.27	21,984.00	20,000.00	-3.5%
1310	53250 Conference And Training	3,262.50	1,144.70	5,000.00	1,194.64	3,500.00	5,000.00	0.0%
1310	53320 Employee Auto Allowance	341.51	717.88	1,000.00	535.99	750.00	1,000.00	0.0%
1310	53490 Other Operating Supplies	874.07	673.90	1,000.00	600.00	900.00	1,250.00	25.0%
1310	53943 Other - Celebrate Waukesha	4,915.77	5,109.36	0.00	2,711.28	4,100.00	0.00	0.0%
1310	68130 Office Furniture & Equipment	0.00	0.00	0.00	0.00	0.00	375.00	0.0%

City of Waukesha - 2019 Annual Operating Budget

0100	General Fund	2016 Actuals	2017 Actuals	2018 Orig Bud	2018 YTD Actuals	2018 Projected	2019 Executive	PCT Change 2018-2019Orig
1110	City Council	106,096.12	106,919.85	108,223.00	73,161.15	108,823.00	109,023.00	0.7%
1110	51110 Salaries	103,867.62	103,572.14	105,000.00	70,507.68	105,000.00	105,000.00	0.0%
1110	51510 Social Security	1,506.11	1,501.80	1,523.00	1,022.41	1,523.00	1,523.00	0.0%
1110	53120 Office Supplies	64.00	283.20	200.00	0.00	0.00	250.00	25.0%
1110	53130 Printing/Photocopying	40.00	0.00	0.00	0.00	0.00	0.00	0.0%
1110	53250 Conference And Training	20.00	778.61	500.00	1,488.89	1,500.00	1,250.00	150.0%
1110	53260 Advertising	598.39	784.10	1,000.00	142.17	800.00	1,000.00	0.0%

Municipal Court

2019 Proposed Budget:
\$352,628

Conducts all municipal trials, maintains court records and collects payments of municipal fines and forfeitures

2018 ACCOMPLISHMENTS



Received increased payments from State Debt Collection (SDC)



Revised juvenile procedures

TOTAL EXPENDITURES

	2015 Actual	2016 Actual	2017 Actual	2018 Estimated	2019 Proposed
Personnel	\$291,380	\$293,284	\$296,196	\$302,288	\$303,403
Operating	\$52,444	\$50,752	\$45,970	\$45,366	\$49,225
TOTAL	\$343,824	\$344,036	\$342,166	\$347,654	\$352,628

STAFFING (FTE)

	2017	2018 estimated	2019 Proposed
Judge	.63	.63	.63
Office Manager	1	1	1
Court Clerk	1	1	1
Clerical Assistant	.5	.5	.5
Administrative Assistant	1	1	1
Court Bailiff	.05	.05	.05
Interpreter	.05	.05	.05
TOTAL	4.23	4.23	4.23

PERFORMANCE METRICS

	2015	2016	2017	2018 Estimated
Total Cases Processed	10,668	9,692	9,127	NA
Ordinance Cases- Adult	1,426	1,530	1,560	NA
Ordinance Cases- Juvenile	251	239	248	NA
Traffic Cases	8,733	7,608	6,917	NA
Contested Parking Cases	210	268	269	NA
Building Code Cases	48	47	133	NA
% of ticket/fine revenue recovered	87%	83%	74%	NA

2019 GOALS



Upgrade court software

Strategic Plan Goal: Well Managed/Financially Sound



Establish liens for building code violations

Strategic Plan Goal: Well Managed/Financially Sound



File claims in probate court for delinquent fines of deceased persons

Strategic Plan Goal: Well Managed/Financially Sound

City of Waukesha - 2019 Annual Operating Budget

0100	General Fund	2016 Actuals	2017 Actuals	2018 Orig Bud	2018 YTD Actuals	2018 Projected	2019 Executive	PCT Change 2018-2019Orig
1210	Municipal Court	344,035.76	342,166.34	352,409.00	242,558.94	347,654.00	352,628.00	0.1%
1210	51110 Salaries	139,173.46	140,818.99	144,419.00	102,077.09	144,419.00	149,785.00	3.7%
1210	51170 Accrued Compensatory time	(279.40)	146.30	0.00	0.00	0.00	0.00	0.0%
1210	51180 Accrued Vacation	92.39	70.47	0.00	0.00	0.00	0.00	0.0%
1210	51210 Wages Permanent	67,364.24	68,182.16	70,070.00	48,251.41	70,070.00	71,646.00	2.2%
1210	51250 Wages Temporary	3,340.77	3,531.41	3,541.00	2,838.38	3,541.00	3,671.00	3.7%
1210	51290 Outside Employment Services	1,900.00	1,600.00	1,000.00	0.00	0.00	0.00	-100.0%
1210	51510 Social Security	15,299.54	15,454.10	16,460.00	11,210.49	16,460.00	16,993.00	3.2%
1210	51520 Retirement	10,247.68	10,716.75	10,868.00	7,640.10	10,868.00	10,864.00	0.0%
1210	51540 Health Insurance	52,845.14	52,326.56	52,327.00	36,114.36	53,327.00	45,991.00	-12.1%
1210	51550 Life Insurance	246.75	325.11	579.00	259.31	579.00	661.00	14.2%
1210	51560 Dental Insurance	3,052.94	3,024.32	3,024.00	2,038.36	3,024.00	3,792.00	25.4%
1210	52110 Medical Services	27,930.53	20,766.80	25,000.00	15,744.14	23,711.00	25,000.00	0.0%
1210	52190 Other Professional Services	3,631.78	3,198.23	3,500.00	2,702.70	3,450.00	3,600.00	2.9%
1210	52195 Credit Card Collection Fee	3,838.06	2,521.89	3,500.00	1,300.43	1,900.00	2,500.00	-28.6%
1210	52250 Telephone	958.45	1,140.24	1,000.00	712.60	1,072.00	1,100.00	10.0%
1210	53110 Postage and Box Rent	4,395.80	5,953.98	5,000.00	2,793.44	3,600.00	5,000.00	0.0%
1210	53120 Office Supplies	1,066.12	1,091.30	1,000.00	336.00	1,000.00	1,000.00	0.0%
1210	53130 Printing/Photocopying	530.90	1,373.61	1,500.00	356.95	1,500.00	1,500.00	0.0%
1210	53135 Internal Printing	2,686.84	4,662.19	4,700.00	4,700.00	4,700.00	4,700.00	0.0%
1210	53150 Computer Supplies	1,500.00	0.00	0.00	0.00	0.00	0.00	0.0%
1210	53230 Subscriptions-Legal Services	0.00	70.97	71.00	0.00	0.00	75.00	5.6%
1210	53240 Membership Dues	2,482.75	2,029.10	2,700.00	2,234.00	2,534.00	2,600.00	-3.7%
1210	53250 Conference And Training	1,731.02	1,775.88	2,000.00	1,249.18	1,899.00	2,000.00	0.0%
1210	53460 Clothing And Uniforms	0.00	0.00	50.00	0.00	0.00	50.00	0.0%
1210	55130 Public Officials Liability	0.00	0.00	100.00	0.00	0.00	100.00	0.0%
1210	68130 Office Furniture & Equipment	0.00	1,385.98	0.00	0.00	0.00	0.00	0.0%

Human Resources

2019 Proposed Budget:
\$469,879

Supports employees through the administration of payroll, employee benefit programs, employee performance evaluations, employee training programs and many other initiatives.

2018 ACCOMPLISHMENTS

-  Implementation of Performance Management System
-  Increase on Return on Investment (ROI) for Employee Wellness Center (13.6.1)
-  Negotiation of Labor Agreements for Police and Fire Bargaining Units

TOTAL EXPENDITURES

	2015 Actual	2016 Actual	2017 Actual	2018 Estimated	2019 Proposed
Personnel	\$277,765	\$273,808	\$306,595	\$342,265	\$396,054
Operating	\$63,180	\$42,539	\$53,297	\$65,853	\$73,825
TOTAL	\$340,945	\$316,347	\$359,892	\$408,118	\$469,879




STAFFING (FTE)

	2017	2018 estimated	2019 Proposed
Director	1	1	1
Deputy Director	1	1	1
Generalist	1	1	1
Payroll Specialist	.72	.72	.72
TOTAL	3.72	3.72	3.72

PERFORMANCE METRICS

	2015	2016	2017	2018 Estimated
Payroll Processing (#W-2s)	955	1,020	1,035	1,100
# of New Employee Orientations	41	34	33	30
% of Eligible employees utilizing the Employee Health Center	30%	41%	41%	43%
Dept. Overdue tasks in NeoGov (performance management program)	NA	NA	NA	75%
Employee litigation cases lost	0	0	0	0

2019 GOALS

-  Establish online paperless payroll systems for City employees
Strategic Plan Goal: Well Managed/Financially Sound
-  Establish onboarding procedures utilizing Neogov software
Strategic Plan Goal: Well Managed/Financially Sound
-  Plan and hold Employee benefits fair
Strategic Plan Goal: Customer Focused

City of Waukesha - 2019 Annual Operating Budget

0100	General Fund	2016 Actuals	2017 Actuals	2018 Orig Bud	2018 YTD Actuals	2018 Projected	2019 Executive	PCT Change 2018-2019Orig
1430	Human Resources/Admin	264,502.36	291,315.23	366,724.00	243,856.04	331,688.00	392,405.00	7.0%
1430	51110 Salaries	165,260.07	199,811.27	242,610.00	160,531.81	217,610.00	250,155.00	3.1%
1430	51180 Accrued Vacation	(666.72)	(46.63)	0.00	0.00	0.00	0.00	0.0%
1430	51250 Wages Temporary	76.50	0.00	600.00	0.00	600.00	600.00	0.0%
1430	51510 Social Security	11,899.18	14,844.42	18,568.00	11,861.66	16,199.00	19,146.00	3.1%
1430	51520 Retirement	10,915.86	13,582.42	16,255.00	10,758.52	14,180.00	16,385.00	0.8%
1430	51540 Health Insurance	37,332.07	29,606.46	45,991.00	32,602.25	44,791.00	59,482.00	29.3%
1430	51550 Life Insurance	1,011.92	1,095.60	1,288.00	790.93	1,177.00	617.00	-52.1%
1430	51560 Dental Insurance	2,132.50	1,556.01	1,512.00	1,748.48	2,463.00	3,420.00	126.2%
1430	52110 Medical Services	5,317.25	5,524.80	3,500.00	8,085.00	5,995.00	6,000.00	71.4%
1430	52190 Other Professional Services	1,200.00	6.42	2,000.00	0.02	1,900.00	2,000.00	0.0%
1430	52250 Telephone	1,758.95	2,015.06	2,000.00	1,346.82	2,000.00	2,000.00	0.0%
1430	52420 Machinery And Equip Maint	0.00	0.00	50.00	0.00	50.00	50.00	0.0%
1430	53110 Postage and Box Rent	3,270.99	3,388.42	3,500.00	1,719.17	3,450.00	3,500.00	0.0%
1430	53120 Office Supplies	474.47	755.09	750.00	216.12	750.00	750.00	0.0%
1430	53130 Printing/Photocopying	278.40	412.94	600.00	334.18	600.00	600.00	0.0%
1430	53135 Internal Printing	1,587.65	1,618.10	1,200.00	1,200.00	1,200.00	1,200.00	0.0%
1430	53185 PCORI Fees	2,324.07	2,420.46	2,500.00	2,548.00	2,548.00	2,700.00	8.0%
1430	53220 Subscriptions-Office	1,897.55	1,105.99	2,000.00	0.00	2,000.00	2,000.00	0.0%
1430	53240 Membership Dues	195.00	225.00	300.00	0.00	250.00	300.00	0.0%
1430	53250 Conference And Training	0.00	418.00	1,000.00	390.59	750.00	1,000.00	0.0%
1430	53260 Advertising	10,075.13	6,900.00	10,000.00	4,954.39	7,500.00	10,000.00	0.0%
1430	57310 Employee Awards	295.60	332.55	500.00	295.60	350.00	500.00	0.0%
1430	57311 Tuition Reimbursement	7,865.92	5,742.85	10,000.00	4,472.50	5,325.00	10,000.00	0.0%

City of Waukesha - 2019 Annual Operating Budget

0100	General Fund	2016 Actuals	2017 Actuals	2018 Orig Bud	2018 YTD Actuals	2018 Projected	2019 Executive	PCT Change 2018-2019Orig
1431	Labor Relations	0.00	16,433.21	16,433.00	0.00	25,900.00	25,900.00	57.6%
1431	53496 Management Recruitment Service	0.00	16,433.21	16,433.00	0.00	25,900.00	25,900.00	57.6%

City of Waukesha - 2019 Annual Operating Budget

0100	General Fund	2016 Actuals	2017 Actuals	2018 Orig Bud	2018 YTD Actuals	2018 Projected	2019 Executive	PCT Change 2018-2019Orig
1433	Payroll	51,844.88	52,143.51	50,628.00	37,236.03	50,530.00	51,574.00	1.9%
1433	51180	Accrued Vacation	103.71	15.54	0.00	0.00	0.00	0.0%
1433	51210	Wages Permanent	39,890.78	40,163.31	39,011.00	28,700.02	39,011.00	2.3%
1433	51220	Overtime	76.90	52.80	500.00	476.27	477.00	0.0%
1433	51510	Social Security	3,050.24	3,076.24	3,023.00	2,226.57	3,000.00	2.2%
1433	51520	Retirement	2,641.48	2,732.78	2,647.00	1,954.79	2,647.00	-0.1%
1433	51550	Life Insurance	83.46	104.50	122.00	71.06	110.00	2.5%
1433	53110	Postage and Box Rent	613.14	519.57	600.00	585.28	575.00	0.0%
1433	53120	Office Supplies	252.48	158.03	250.00	179.26	235.00	0.0%
1433	53130	Printing/Photocopying	1,702.72	1,966.58	1,200.00	842.78	1,200.00	0.0%
1433	53135	Internal Printing	2,379.97	2,427.16	2,200.00	2,200.00	2,200.00	0.0%
1433	53220	Subscriptions-Office	831.00	927.00	900.00	0.00	900.00	0.0%
1433	53240	Membership Dues	219.00	0.00	175.00	0.00	175.00	0.0%

Assessor

2019 Proposed Budget:
\$506,689

Discovers, lists and values all taxable property in the City as required by law

2018 ACCOMPLISHMENTS



Completed assessments, defended values at the Board of Review and submitted assessed value reports to Dept. of Revenue by required deadline



Over 95% of building sketches are digitized in Vision Assessment Software



Worked with County Register of Deeds and Department of Revenue to make the processing of Real Estate Transfer Returns and Deeds, updating ownership changes, and the digital filling of these documents paperless

TOTAL EXPENDITURES

	2015 Actual	2016 Actual	2017 Actual	2018 Estimated	2019 Proposed
Personnel	\$451,697	\$455,077	\$459,756	\$447,033	\$456,989
Operating	\$43,772	\$32,957	\$46,599	\$35,280	\$49,700
TOTAL	\$495,469	\$488,033	\$506,354	\$482,313	\$506,689

STAFFING (FTE)

	2017	2018 estimated	2019 Proposed
Assessor	1	1	1
Senior Appraiser	1	1	1
Appraiser	2	2	2
Cartographer	1	1	-
Clerical Assistant	-	-	1
TOTAL	5	5	5

PERFORMANCE METRICS

	2015	2016	2017	2018 Estimated
# of Assessable Real Estate Parcels	21,412	21,434	21,528	21,535
# of Assessable Personal Property Accounts	2,326	2,323	2,340	2,185
Total Assessed Value	\$5,442,458,500	\$5,636,260,800	\$5,698,099,200	\$6,152,038,200
Average Single Family Assessed Value	\$179,100	\$184,600	\$186,100	\$202,500
# of Board of Review Cases	3	15	8	7

2019 GOALS



Complete citywide reassessment, defend values at the Board of Review and submit assessed value reports to the Department of Revenue as required by law

Strategic Plan Goal: Well Managed/Financially Sound



Bring to a conclusion the two pending assessment appeals

Strategic Plan Goal: Well Managed/Financially Sound



Complete staff reorganization by transitioning GIS functions to Dept. of Public Works, hiring and training a clerical assistant, and redistributing workload

Strategic Plan Goal: Well Managed/Financially Sound

City of Waukesha - 2019 Annual Operating Budget

0100 General Fund	2016 Actuals	2017 Actuals	2018 Orig Bud	2018 YTD Actuals	2018 Projected	2019 Executive	PCT Change 2018-2019Orig
1540 Assessor	488,033.27	506,354.33	506,391.00	341,421.37	482,313.00	506,689.00	0.1%
1540 51110 Salaries	342,705.04	346,274.74	354,634.00	248,416.98	339,830.00	344,340.00	-2.9%
1540 51170 Accrued Compensatory time	(1.05)	24.38	0.00	0.00	0.00	0.00	0.0%
1540 51180 Accrued Vacation	(35.09)	304.74	0.00	0.00	0.00	0.00	0.0%
1540 51510 Social Security	25,613.47	25,876.67	27,129.00	18,637.71	25,800.00	26,342.00	-2.9%
1540 51520 Retirement	22,636.43	23,537.40	23,760.00	16,525.11	22,600.00	22,554.00	-5.1%
1540 51540 Health Insurance	59,151.11	58,633.64	58,634.00	42,361.39	53,600.00	58,634.00	0.0%
1540 51550 Life Insurance	1,581.66	1,707.82	2,103.00	1,230.96	2,103.00	1,723.00	-18.1%
1540 51560 Dental Insurance	3,425.00	3,396.38	3,396.00	2,453.35	3,100.00	3,396.00	0.0%
1540 52250 Telephone	1,422.26	1,691.97	1,800.00	1,057.42	1,450.00	1,800.00	0.0%
1540 52990 Municipal Fee-Manuf prop assmt	18,548.92	19,541.54	19,000.00	0.00	19,500.00	19,500.00	2.6%
1540 53110 Postage and Box Rent	2,671.67	12,108.13	4,000.00	2,623.80	3,600.00	13,000.00	225.0%
1540 53120 Office Supplies	463.50	396.01	600.00	119.88	450.00	600.00	0.0%
1540 53130 Printing/Photocopying	1,515.55	4,869.12	2,000.00	1,505.47	2,200.00	5,500.00	175.0%
1540 53135 Internal Printing	2,895.73	2,838.99	3,000.00	3,000.00	3,000.00	3,000.00	0.0%
1540 53220 Subscriptions-Office	408.00	348.00	400.00	398.42	370.00	400.00	0.0%
1540 53240 Membership Dues	655.00	650.00	635.00	230.00	560.00	600.00	-5.5%
1540 53250 Conference And Training	1,333.71	1,048.02	2,000.00	647.06	950.00	2,000.00	0.0%
1540 53320 Employee Auto Allowance	3,042.36	3,106.78	3,300.00	2,213.82	3,200.00	3,300.00	0.0%

Finance

2019 Proposed Budget:
\$851,819

Responsible for all budget and finance related functions including, but not limited to: accounts payable, insurance claim processing, budget coordination and financial reporting

2018 ACCOMPLISHMENTS



Completed the 2017 Comprehensive Annual Financial Report. This was the first time since 2011 that the City completed this.



Continued to provide financial analysis in relation to an ever growing number of Capital Projects and Tax Incremental Financing Districts



Made a cooperative decision with the Cemetery to upgrade the Financial/Inventory software.

TOTAL EXPENDITURES

	2015 Actual	2016 Actual	2017 Actual	2018 Estimated	2019 Proposed
Personnel	\$527,937	\$633,727	\$701,678	\$756,113	\$784,519
Operating	\$64,199	\$64,909	\$62,463	\$64,540	\$67,300
TOTAL	\$592,136	\$698,636	\$764,140	\$820,653	\$851,819

STAFFING (FTE)

	2017	2018 estimated	2019 Proposed
Director	1	1	1
Assistant Director	1	1	1
Senior Accountant	1	1	1
Accountant	2	2	2
Special Projects Accountant	.75	.75	.83
Finance Analyst	1	1	1
Account Clerk	.63	.63	.63
TOTAL	7.38	7.38	7.46

PERFORMANCE METRICS

	2015	2016	2017	2018 Estimated
# of Journal Entries Processed	2,269	2,236	2,388	1,167 YTD
# of A/P Invoices Approved	15,603	15,065	14,558	14,408 YTD
# of A/P Checks Cut	8,787	8,058	7,781	6,432 YTD
# of PO Requisitions Approved	393	430	400	367 YTD

2019 GOALS



Work with the State to address the levy limit needs of the City
Strategic Plan Goal: Well Managed/Financially Sound



Work with the Core Team, BWBR and Baird on the project costs and financing of the new City Hall
Strategic Plan Goal: Well Managed/Financially Sound



Review and update the financial policies of the City of Waukesha
Strategic Plan Goal: Well Managed/Financially Sound

City of Waukesha - 2019 Annual Operating Budget

0100 General Fund	2016 Actuals	2017 Actuals	2018 Orig Bud	2018 YTD Actuals	2018 Projected	2019 Executive	PCT Change 2018-2019Orig
1570 Accounting and Budget	698,636.09	764,140.48	823,185.00	577,567.62	820,653.00	851,819.00	3.5%
1570 51110 Salaries	416,115.91	454,110.47	498,410.00	337,350.57	491,484.00	516,284.00	3.6%
1570 51170 Accrued Compensatory time	134.01	395.36	0.00	0.00	0.00	0.00	0.0%
1570 51180 Accrued Vacation	247.84	953.42	0.00	0.00	0.00	0.00	0.0%
1570 51210 Wages Permanent	75,593.48	78,503.82	84,472.00	56,290.47	82,600.00	87,610.00	3.7%
1570 51220 Overtime	558.87	1,113.22	700.00	1,644.69	2,000.00	2,000.00	185.7%
1570 51510 Social Security	37,367.06	40,319.09	44,177.00	29,785.16	43,250.00	45,797.00	3.7%
1570 51520 Retirement	32,256.08	36,275.88	38,752.00	26,484.01	38,400.00	39,345.00	1.5%
1570 51540 Health Insurance	67,286.16	84,635.64	85,537.00	62,817.48	90,736.00	85,537.00	0.0%
1570 51550 Life Insurance	1,385.08	1,490.80	1,775.00	1,102.89	1,571.00	1,874.00	5.6%
1570 51560 Dental Insurance	2,782.89	3,880.06	3,792.00	4,204.08	6,072.00	6,072.00	60.1%
1570 52130 Accounting And Auditing	39,832.50	37,544.00	40,000.00	37,453.00	38,000.00	40,000.00	0.0%
1570 52135 Consulting	3,000.00	2,325.00	3,000.00	1,437.50	2,938.00	3,500.00	16.7%
1570 52190 Other Professional Services	3,550.00	3,724.93	3,550.00	3,725.00	3,750.00	3,725.00	4.9%
1570 52250 Telephone	1,860.29	2,213.19	2,000.00	1,380.89	2,100.00	2,100.00	5.0%
1570 52420 Machinery And Equip Maint	361.00	0.00	0.00	0.00	0.00	0.00	0.0%
1570 53110 Postage and Box Rent	3,168.63	2,978.39	3,500.00	2,195.47	3,350.00	3,400.00	-2.9%
1570 53120 Office Supplies	2,139.99	2,328.08	1,400.00	225.38	1,800.00	1,800.00	28.6%
1570 53130 Printing/Photocopying	666.94	664.36	1,000.00	556.68	850.00	900.00	-10.0%
1570 53135 Internal Printing	3,886.80	2,963.54	3,800.00	3,800.00	3,800.00	3,800.00	0.0%
1570 53220 Subscriptions-Office	187.20	197.60	220.00	261.99	262.00	275.00	25.0%
1570 53240 Membership Dues	875.00	958.64	1,000.00	1,170.00	1,250.00	1,300.00	30.0%
1570 53250 Conference And Training	4,866.36	6,006.00	6,000.00	5,692.59	6,400.00	6,400.00	6.7%
1570 53260 Advertising	0.00	29.00	100.00	0.00	50.00	100.00	0.0%
1570 53940 Confiscated Vehicle Fees	0.00	0.00	0.00	(10.23)	(10.00)	0.00	0.0%
1570 68130 Office Furniture	514.00	529.99	0.00	0.00	0.00	0.00	0.0%

Clerk/Treasurer

2019 Proposed Budget:
\$750,552

Serves functions of election administration, permit and license issuance, tax billing and collection, and preparation and recording of records

2018 ACCOMPLISHMENTS



Held 4 elections and moved 4 of our 15 poll locations out of schools



Progress with invoice creation process from our Munis financial system including charge codes, various payment terms and interest calculation



Submitted proposed changes to Wisconsin legislators for Alternative Voting Efficiency Option with other area Clerks that lead to a draft bill SB524.

TOTAL EXPENDITURES

	2015 Actual	2016 Actual	2017 Actual	2018 Estimated	2019 Proposed
Personnel	\$596,171	\$674,159	\$600,821	\$673,762	\$651,370
Operating	\$188,252	\$123,960	\$91,198	\$105,182	\$99,182
TOTAL	\$784,424	\$798,119	\$692,019	\$778,944	\$750,552

STAFFING (FTE)

	2017	2018 estimated	2019 Proposed
Clerk/Treasurer	1	1	1
Deputy Clerk/Treasurer	1	1	1
Clerical Assistant	2	2	2
Account Clerk	1	1	1
Finance Analyst	1	1	1
Administrative Assistant	1	1	1
TOTAL	7	7	7

PERFORMANCE METRICS

	2015	2016	2017	2018 Estimated
# of Elections	4	4	2	4
Total Votes Cast, All elections	16,990	72,283	8,673	70,155
% Absentee voting for Governor/Presidential Elections	*	31%	*	35%
# of Alcohol related licenses issued	915	960	928	NA
# of Animal licenses	1,884	2,051	2,081	2,058
# of street closings/parade/special event permits	47	53	54	41
Total taxes collected at City Hall			\$18,326,045.65	NA

2019 GOALS



Implement e-poll books to replace the use of paper poll books at our 15 poll locations

Strategic Plan Goal: Well Managed/Financially Sound



Move remaining 4 poll locations from school sites

Strategic Plan Goal: Safe and Secure



Establish automated procedures for collection on past due invoices that are not rolled to tax bills along with unpaid personal property bills.

Strategic Plan Goal: Well Managed/Financially Sound

City of Waukesha - 2019 Annual Operating Budget

0100 General Fund	2016 Actuals	2017 Actuals	2018 Orig Bud	2018 YTD Actuals	2018 Projected	2019 Executive	PCT Change 2018-2019Orig
1410 City Clerk	10,000.00	0.00	0.00	0.00	0.00	0.00	0.0%
1410 57930 Development Grants	10,000.00	0.00	0.00	0.00	0.00	0.00	0.0%

City of Waukesha - 2019 Annual Operating Budget

0100	General Fund	2016 Actuals	2017 Actuals	2018 Orig Bud	2018 YTD Actuals	2018 Projected	2019 Executive	PCT Change 2018-2019Orig
1420	Elections	112,122.68	34,458.29	82,778.00	54,979.93	90,678.00	56,175.00	-32.1%
1420	51250 Wages Temporary	95,417.84	21,621.05	68,538.00	38,506.06	68,538.00	35,535.00	-48.2%
1420	51580 Unemployment Compensation	6.01	240.62	0.00	0.00	0.00	0.00	0.0%
1420	52190 Other Professional Services	25.00	0.00	0.00	0.00	0.00	0.00	0.0%
1420	52420 Machinery And Equip Maint	0.00	7,140.00	7,140.00	7,140.00	7,140.00	7,140.00	0.0%
1420	53120 Office Supplies	3,181.40	1,381.07	1,500.00	1,320.94	1,800.00	1,800.00	20.0%
1420	53130 Printing/Photocopying	4,354.63	3,011.86	3,800.00	6,875.40	11,500.00	5,000.00	31.6%
1420	53260 Advertising	534.34	578.54	700.00	427.92	700.00	700.00	0.0%
1420	53320 Employee Auto Allowance	0.00	0.00	100.00	0.00	0.00	100.00	0.0%
1420	53490 Other Operating Supplies	3,600.00	0.00	0.00	0.00	0.00	0.00	0.0%
1420	55330 Equipment Rental	1,003.86	485.15	1,000.00	709.61	1,000.00	500.00	-50.0%
1420	68130 Office Furniture & Equipment	3,999.60	0.00	0.00	0.00	0.00	5,400.00	0.0%

City of Waukesha - 2019 Annual Operating Budget

0100	General Fund	2016 Actuals	2017 Actuals	2018 Orig Bud	2018 YTD Actuals	2018 Projected	2019 Executive	PCT Change 2018-2019Orig
1560	Treasurer	675,996.35	657,560.99	698,458.00	456,517.61	688,266.00	694,377.00	-0.6%
1560	51110 Salaries	346,763.54	355,275.85	368,579.00	255,115.60	368,579.00	376,872.00	2.2%
1560	51170 Accrued Compensatory time	2,398.96	(1,016.63)	0.00	0.00	0.00	0.00	0.0%
1560	51180 Accrued Vacation	1,278.11	(391.87)	0.00	0.00	0.00	0.00	0.0%
1560	51210 Wages Permanent	41,006.91	46,009.60	47,341.00	32,649.09	47,341.00	48,406.00	2.2%
1560	51220 Overtime	4,836.55	1,616.33	5,874.00	561.79	5,800.00	6,021.00	2.5%
1560	51250 Wages Temporary	3,761.94	2,085.20	3,525.00	818.13	3,500.00	3,525.00	0.0%
1560	51410 Board Per Diem	100.00	250.00	250.00	125.00	125.00	250.00	0.0%
1560	51510 Social Security	28,474.37	29,272.51	32,318.00	20,970.18	32,318.00	33,046.00	2.3%
1560	51520 Retirement	25,940.57	27,382.03	28,260.00	19,318.93	28,260.00	28,250.00	0.0%
1560	51540 Health Insurance	116,705.81	111,045.99	111,809.00	77,649.63	111,809.00	111,809.00	0.0%
1560	51550 Life Insurance	790.54	971.69	1,048.00	773.02	1,048.00	1,212.00	15.6%
1560	51560 Dental Insurance	6,678.18	6,458.93	6,444.00	4,461.66	6,444.00	6,444.00	0.0%
1560	52120 Legal Services	6,244.00	5,936.00	6,200.00	4,501.00	5,800.00	5,800.00	-6.5%
1560	52180 Management Services	18,100.09	8,896.00	10,000.00	2,775.91	5,000.00	5,000.00	-50.0%
1560	52190 Other Professional Services	14,369.74	10,910.84	15,000.00	8,670.19	12,800.00	12,800.00	-14.7%
1560	52250 Telephone	2,228.62	2,758.63	2,800.00	1,724.07	2,800.00	2,800.00	0.0%
1560	52420 Machinery And Equip Maint	5,040.00	4,678.83	4,560.00	3,418.83	4,678.00	4,678.00	2.6%
1560	53110 Postage and Box Rent	25,645.91	21,148.29	26,000.00	9,509.34	26,000.00	21,000.00	-19.2%
1560	53120 Office Supplies	832.51	1,179.89	1,200.00	677.57	1,200.00	1,200.00	0.0%
1560	53130 Printing/Photocopying	12,512.63	11,035.86	14,000.00	1,216.97	12,000.00	12,000.00	-14.3%
1560	53135 Internal Printing	8,907.85	7,839.93	9,000.00	9,000.00	9,000.00	9,000.00	0.0%
1560	53220 Subscriptions-Office	132.00	132.00	150.00	164.00	164.00	164.00	9.3%
1560	53240 Membership Dues	560.00	530.00	500.00	405.00	500.00	500.00	0.0%
1560	53250 Conference And Training	1,266.75	2,007.22	2,000.00	751.64	1,500.00	2,000.00	0.0%
1560	53260 Advertising	1,420.77	1,547.87	1,600.00	1,260.06	1,600.00	1,600.00	0.0%

Attorney

2019 Proposed Budget:
\$653,430

Responsible for the City's legal affairs, primarily ensuring that all actions taken by the City are legal. Prosecutes all municipal citations, drafts all ordinances, represents the City in litigation, provides general counsel for all City departments, officials, and Common Council.

2018 ACCOMPLISHMENTS



Provided consistently, reliable legal services to all City Departments, officials and Common Council



Major legislative and policy matters: complete revision of Chapter 29, complete revision of Fire Dept. Policy Manual, development of outdoor storage ordinance, revision of Municipal Code 11.01 juvenile forfeitures.



Development of new, more efficient municipal court procedures in conjunction with new Municipal Judge

TOTAL EXPENDITURES

	2015 Actual	2016 Actual	2017 Actual	2018 Estimated	2019 Proposed
Personnel	\$536,830	\$544,337	\$571,797	\$579,779	\$588,074
Operating	\$40,968	\$81,806	\$35,231	\$62,739	\$65,356
TOTAL	\$577,798	\$626,143	\$607,028	\$642,518	\$653,430

STAFFING (FTE)

	2017	2018 estimated	2019 Proposed
City Attorney	1	1	1
Assistant City Attorney	2.63	2.63	2.63
Administrative Assistant	1	1	1
TOTAL	4.63	4.63	4.63

PERFORMANCE METRICS

	2015	2016	2017	2018 Estimated
Response time to City Departments, Officials, and Common Council	NA	NA	NA	NA
Turnaround time for legal services from initial request to completion	NA	NA	NA	NA
Number of legal service requests from Departments and Officials	NA	NA	NA	NA

2019 GOALS



Reducing response times to requests for legal services
Strategic Plan Goal: Customer Focused



Reducing turnaround times for legal services
Strategic Plan Goal: Customer Focused



Developing more efficient and effective debt-collection procedures
Strategic Plan Goal: Customer Focused

City of Waukesha - 2019 Annual Operating Budget

0100	General Fund	2016 Actuals	2017 Actuals	2018 Orig Bud	2018 YTD Actuals	2018 Projected	2019 Executive	PCT Change 2018-2019Orig
1610	Attorney's Office	626,142.94	607,028.41	631,761.00	448,230.75	642,518.00	653,430.00	3.4%
1610	51110 Salaries	425,268.32	437,555.60	444,478.00	307,612.46	444,478.00	452,287.00	1.8%
1610	51180 Accrued Vacation	136.10	313.64	0.00	0.00	0.00	0.00	0.0%
1610	51510 Social Security	31,842.56	32,572.36	34,003.00	22,914.48	34,003.00	34,600.00	1.8%
1610	51520 Retirement	28,101.15	29,737.05	29,780.00	20,609.93	29,780.00	29,625.00	-0.5%
1610	51540 Health Insurance	54,673.63	66,203.54	65,709.00	45,833.22	65,709.00	65,709.00	0.0%
1610	51550 Life Insurance	1,516.86	1,622.92	2,017.00	1,247.10	2,017.00	2,061.00	2.2%
1610	51560 Dental Insurance	2,798.12	3,792.36	3,792.00	2,625.48	3,792.00	3,792.00	0.0%
1610	52120 Legal Services	46,122.74	4,182.50	20,000.00	26,493.75	32,000.00	32,000.00	60.0%
1610	52190 Other Professional Services	1,483.65	670.31	1,500.00	465.00	850.00	1,000.00	-33.3%
1610	52250 Telephone	2,429.12	2,752.68	2,700.00	1,820.92	2,700.00	2,750.00	1.9%
1610	53110 Postage and Box Rent	427.51	349.16	450.00	281.38	450.00	450.00	0.0%
1610	53120 Office Supplies	183.75	224.88	300.00	379.29	470.00	350.00	16.7%
1610	53130 Printing/Photocopying	363.56	275.49	500.00	26.99	275.00	350.00	-30.0%
1610	53135 Internal Printing	2,339.69	2,277.20	2,200.00	2,200.00	2,200.00	2,200.00	0.0%
1610	53170 Litigation Expense	3,271.43	63.98	3,000.00	726.74	2,500.00	3,000.00	0.0%
1610	53180 Filing Fees	20.55	5.14	100.00	275.80	300.00	150.00	50.0%
1610	53220 Subscriptions-Office	120.00	132.00	132.00	144.00	144.00	156.00	18.2%
1610	53230 Subscriptions-Law Library	19,244.45	14,553.80	15,000.00	9,432.11	14,550.00	15,200.00	1.3%
1610	53240 Membership Dues	2,857.75	2,889.50	2,900.00	2,755.10	2,900.00	3,000.00	3.4%
1610	53250 Conference And Training	2,942.00	3,457.30	2,700.00	2,387.00	2,900.00	3,000.00	11.1%
1610	68130 Office Furniture & Equipment	0.00	3,397.00	500.00	0.00	500.00	1,750.00	250.0%

Community Development

2019 Proposed Budget:
\$953,978

Includes activities related to planning, zoning, development review, economic development, and neighborhood/business relationship building

2018 ACCOMPLISHMENTS



Realigned staff duties and responsibilities to maximize on staff strengths and create efficiencies



Updated Plan Commission fees and increased clarity for applications through approval process



Expanded brand awareness and development through additional wayfinding, social media and two new events

TOTAL EXPENDITURES

	2015 Actual	2016 Actual	2017 Actual	2018 Estimated	2019 Proposed
Personnel	\$519,739	\$637,711	\$631,379	\$696,579	\$729,633
Operating	\$191,087	\$268,347	\$290,820	\$234,521	\$224,345
TOTAL	\$710,826	\$906,058	\$922,200	\$931,100	\$953,978

STAFFING (FTE)

	2017	2018 estimated	2019 Proposed
Director	1	1	1
City Planner	1	1	1
Senior Planner (Plan & Develop; Plan & Zoning)	2	2	2
Special Projects Coordinator	1	1	1
Associate Planner	-	.5	.5
Plan & Permit Review Tech	.05	.05	.05
Clerical Assistant	1.25	1.25	1.25
TOTAL	6.3	6.8	6.8

PERFORMANCE METRICS

	2015	2016	2017	2018 Estimated
Interdepartmental Collaborations	NA	NA	8	12
Number of Plan Commission reviews completed	NA	160	138	148
Downtown Social Media Impressions	NA	NA	NA	250,000
Code Modernization -# of code sections updated	1	20	0	29
# of Households/businesses served with CDBG programs	15	19	19	18

2019 GOALS



Electronic submissions for Plan Commission
Strategic Plan Goal: Customer Focused



Expand branding partnerships with business and explore revenue streams to offset branding expenses

Strategic Plan Goal: Economically Strong and Diverse



Create an implementation strategy for housing study recommendations

Strategic Plan Goal: Vibrant Neighborhoods and Business Areas

City of Waukesha - 2019 Annual Operating Budget

0100	General Fund	2016 Actuals	2017 Actuals	2018 Orig Bud	2018 YTD Actuals	2018 Projected	2019 Executive	PCT Change 2018-2019Orig
1720	Planning Department	730,462.53	709,332.50	774,603.00	536,167.77	782,073.00	805,660.00	4.0%
1720	51110 Salaries	412,450.51	407,612.47	465,258.00	320,134.11	460,000.00	480,422.00	3.3%
1720	51180 Accrued Vacation	(282.65)	1,303.84	0.00	0.00	0.00	0.00	0.0%
1720	51210 Wages Permanent	55,815.40	56,264.75	57,893.00	39,938.07	57,893.00	59,755.00	3.2%
1720	51250 Wages Temporary	0.00	5,173.70	5,200.00	4,726.50	5,200.00	5,200.00	0.0%
1720	51510 Social Security	35,211.96	34,866.99	40,096.00	27,268.10	40,000.00	41,399.00	3.2%
1720	51520 Retirement	30,941.77	31,527.51	34,877.00	24,124.76	34,000.00	35,211.00	1.0%
1720	51540 Health Insurance	92,196.18	83,889.84	88,705.00	62,825.38	88,000.00	95,422.00	7.6%
1720	51550 Life Insurance	994.07	1,035.62	1,279.00	851.60	1,280.00	1,514.00	18.4%
1720	51560 Dental Insurance	6,283.24	5,793.93	6,258.00	4,287.64	6,200.00	6,642.00	6.1%
1720	52190 Other Professional Services	0.00	13,227.00	0.00	8,917.50	15,273.00	0.00	0.0%
1720	52250 Telephone	2,901.39	3,880.93	3,311.00	3,091.93	3,096.00	3,500.00	5.7%
1720	52410 Vehicle Maintenance	321.69	39.14	232.00	0.00	0.00	250.00	7.8%
1720	53110 Postage and Box Rent	1,474.55	1,319.05	1,800.00	504.34	1,500.00	1,800.00	0.0%
1720	53120 Office Supplies	528.22	1,161.47	1,200.00	375.76	1,200.00	1,200.00	0.0%
1720	53130 Printing/Photocopying	820.93	696.11	1,000.00	270.39	1,000.00	1,000.00	0.0%
1720	53135 Internal Printing	7,685.77	4,606.51	7,100.00	7,100.00	7,100.00	7,100.00	0.0%
1720	53220 Subscriptions-Office	132.00	132.00	144.00	95.00	145.00	145.00	0.7%
1720	53240 Membership Dues	1,120.00	2,440.88	1,900.00	1,219.34	1,926.00	2,000.00	5.3%
1720	53250 Conference And Training	5,025.38	3,900.68	5,000.00	4,640.54	5,000.00	5,750.00	15.0%
1720	53260 Advertising	48,597.46	49,765.68	52,000.00	25,160.94	52,000.00	55,000.00	5.8%
1720	53350 Recognition	0.00	0.00	500.00	0.00	500.00	500.00	0.0%
1720	53490 Other Operating Supplies	0.00	0.00	0.00	60.00	30.00	0.00	0.0%
1720	53510 Gasoline; Oil; Grease Etc.	395.71	514.40	550.00	220.88	210.00	550.00	0.0%
1720	53940 Other	573.95	180.00	300.00	135.00	300.00	200.00	-33.3%
1720	68130 Office Furniture & Equipment	469.00	0.00	0.00	219.99	220.00	1,100.00	0.0%
1720	89240 Transfer To Capital Projects	26,806.00	0.00	0.00	0.00	0.00	0.00	0.0%

City of Waukesha - 2019 Annual Operating Budget

0100	General Fund	2016 Actuals	2017 Actuals	2018 Orig Bud	2018 YTD Actuals	2018 Projected	2019 Executive	PCT Change 2018-2019Orig
1722	Redevelopment Authority	3,046.56	5,467.96	4,895.00	4,829.63	4,845.00	10,975.00	124.2%
1722	52190 Other Professional Services	0.00	0.00	0.00	200.00	200.00	5,000.00	0.0%
1722	53110 Postage and Box Rent	256.56	0.00	300.00	9.85	50.00	0.00	-100.0%
1722	53240 Membership Dues	840.00	760.00	745.00	677.00	745.00	975.00	30.9%
1722	53250 Conference And Training	1,950.00	4,513.48	3,850.00	2,836.17	3,850.00	4,000.00	3.9%
1722	53260 Advertising	0.00	194.48	0.00	1,106.61	0.00	1,000.00	0.0%

City of Waukesha - 2019 Annual Operating Budget

0100	General Fund	2016 Actuals	2017 Actuals	2018 Orig Bud	2018 YTD Actuals	2018 Projected	2019 Executive	PCT Change 2018-2019Orig
1730	Landmarks Commission	3,755.32	961.04	3,900.00	838.09	3,855.00	1,910.00	-51.0%
1730	52190 Other Professional Services	0.00	171.49	0.00	0.00	0.00	0.00	0.0%
1730	52220 Electric	300.46	257.90	350.00	142.28	285.00	300.00	-14.3%
1730	53110 Postage and Box Rent	0.00	6.65	0.00	10.81	20.00	0.00	0.0%
1730	53180 Filing Fees	30.00	0.00	60.00	0.00	60.00	60.00	0.0%
1730	53240 Membership Dues	40.00	40.00	40.00	0.00	40.00	150.00	275.0%
1730	53250 Conference And Training	660.00	280.00	650.00	480.00	650.00	1,000.00	53.8%
1730	53260 Advertising	32.93	0.00	50.00	0.00	50.00	150.00	200.0%
1730	53350 Recognition	110.00	205.00	250.00	205.00	250.00	250.00	0.0%
1730	53940 Other	2,581.93	0.00	2,500.00	0.00	2,500.00	0.00	-100.0%

City of Waukesha - 2019 Annual Operating Budget

0100 General Fund	2016 Actuals	2017 Actuals	2018 Orig Bud	2018 YTD Actuals	2018 Projected	2019 Executive	PCT Change 2018-2019Orig
1790 Tourism	161,072.65	197,012.41	142,615.00	72,667.65	132,250.00	127,085.00	-10.9%
1790 57920 Operating Grants	161,072.65	197,012.41	142,615.00	72,667.65	132,250.00	127,085.00	-10.9%

City of Waukesha - 2019 Annual Operating Budget

0100	General Fund	2016 Actuals	2017 Actuals	2018 Orig Bud	2018 YTD Actuals	2018 Projected	2019 Executive	PCT Change 2018-2019Orig
5630	Weed Control	7,720.46	9,425.80	7,594.00	7,414.64	8,077.00	8,348.00	9.9%
5630	51210 Wages Permanent	0.00	2,510.39	2,583.00	1,781.38	2,583.00	2,641.00	2.2%
5630	51250 Wages Temporary	4,041.85	0.00	0.00	0.00	0.00	0.00	0.0%
5630	51510 Social Security	58.61	177.58	198.00	125.46	198.00	202.00	2.0%
5630	51520 Retirement	0.00	170.72	173.00	119.34	173.00	173.00	0.0%
5630	51540 Health Insurance	0.00	991.38	991.00	686.34	991.00	991.00	0.0%
5630	51550 Life Insurance	0.00	3.79	4.00	2.70	4.00	4.00	0.0%
5630	51560 Dental Insurance	0.00	56.94	57.00	39.42	57.00	57.00	0.0%
5630	52190 Other Professional Services	3,620.00	5,515.00	3,588.00	4,660.00	4,071.00	4,280.00	19.3%

City Hall

City of Waukesha - 2019 Annual Operating Budget

0100	General Fund	2016 Actuals	2017 Actuals	2018 Orig Bud	2018 YTD Actuals	2018 Projected	2019 Executive	PCT Change 2018-2019Orig
1810	City Hall	164,484.17	187,863.73	202,118.00	126,601.82	187,494.00	206,369.00	2.1%
1810	51110 Salaries	40,018.82	40,719.89	41,896.00	22,302.74	22,303.00	0.00	-100.0%
1810	51180 Accrued Vacation	(123.45)	(2.07)	0.00	0.00	0.00	0.00	0.0%
1810	51210 Wages Permanent	10,055.46	12,890.78	11,640.00	12,137.08	22,000.00	48,242.00	314.5%
1810	51220 Overtime	0.00	0.00	382.00	80.26	81.00	421.00	10.2%
1810	51510 Social Security	3,742.24	4,012.94	4,125.00	2,594.04	3,000.00	3,723.00	-9.7%
1810	51520 Retirement	2,642.95	2,768.34	2,833.00	1,924.10	2,400.00	3,187.00	12.5%
1810	51540 Health Insurance	4,607.98	4,607.98	4,608.00	2,702.76	3,600.00	5,069.00	10.0%
1810	51550 Life Insurance	112.24	165.40	131.00	111.30	125.00	56.00	-57.3%
1810	51560 Dental Insurance	297.70	297.70	298.00	174.61	225.00	298.00	0.0%
1810	52160 Janitorial Services	0.00	0.00	2,000.00	0.00	2,000.00	13,873.00	593.7%
1810	52210 Water And Sewer	2,082.61	2,197.48	2,360.00	2,118.91	2,810.00	2,600.00	10.2%
1810	52220 Electric	67,548.62	59,210.74	61,100.00	37,333.22	58,000.00	59,000.00	-3.4%
1810	52230 Sewer	1,175.34	1,373.88	1,295.00	1,656.27	2,800.00	2,500.00	93.1%
1810	52240 Heat	8,938.37	9,647.92	7,300.00	7,021.60	11,000.00	6,600.00	-9.6%
1810	52250 Telephone	526.29	615.50	650.00	544.55	650.00	300.00	-53.8%
1810	52420 Machinery And Equip Maint	14,581.66	29,181.03	40,000.00	17,932.19	30,000.00	40,000.00	0.0%
1810	52450 Grounds Maintenance & Impr	839.79	6,268.97	5,000.00	7,744.17	10,000.00	4,000.00	-20.0%
1810	52470 Building Maintenance	3,955.10	10,407.35	13,000.00	7,977.66	13,000.00	13,000.00	0.0%
1810	53440 Janitorial Supplies	3,482.45	3,499.90	3,500.00	2,246.36	3,500.00	3,500.00	0.0%

Information Technology

2019 Proposed Budget:
\$2,981,278

Provides the technical infrastructure including evaluation, implementation, and support of emerging technologies to conduct the business of the City.

2018 ACCOMPLISHMENTS



Increased IT security posture through Security Awareness Training for end users and by implementing a layered network security strategy



Worked with Information Technology Board to adopt formal IT Security Policies



Planned and implemented an IT Service Management system to gain better visibility and control over the entire network infrastructure

TOTAL EXPENDITURES

	2015 Actual	2016 Actual	2017 Actual	2018 Estimated	2019 Proposed
Personnel	\$1,163,627	\$1,091,068	\$1,029,324	\$1,182,309	\$1,213,407
Operating	\$1,034,720	\$1,387,948	\$1,514,247	\$1,680,903	\$1,767,871
TOTAL	\$2,198,347	\$2,479,016	\$2,543,571	\$2,863,212	\$2,981,278

STAFFING (FTE)

	2017	2018 estimated	2019 Proposed
Director	1	1	1
Technical Operations Manager	1	1	1
Systems Engineer (Senior Engineer; System Engineer)	2	2	2
Applications (Administrator; Developer)	3	3	3
Senior Business Analyst	1	1	1
Service Desk Coordinator	1	1	1
Audio Visual (Coordinator; TV 25 Broadcast Tech)	1.7	1.38	1.38
TOTAL	10.7	10.38	10.38

PERFORMANCE METRICS

	2015	2016	2017	2018 Estimated
% of Major Systems Uptime	NA	NA	>99%	>99%
% of Network Uptime	NA	NA	>99%	>99%
Annual Help Desk Tickets	NA	2,384	2,105	2,014
Help Desk Ticket Reduction Rate from Previous Year	NA	NA	8.8%	9.4%
First Call Resolution Rate	NA	NA	NA	76%
Average First Call Resolution Time	NA	NA	NA	11 mins.
Average Escalated Call Resolution Time	NA	NA	NA	44 mins.

2019 GOALS



Formalize the Vulnerability Management Strategy and Plan
Strategic Plan Goal: Safe and Secure



Automate the electronic lock box tax collection process
Strategic Plan Goal: Well Managed/Financially Sound



Provide monthly training and/or Q&A sessions for end users
Strategic Plan Goal: Customer Focused

City of Waukesha - 2019 Annual Operating Budget

0100	General Fund	2016 Actuals	2017 Actuals	2018 Orig Bud	2018 YTD Actuals	2018 Projected	2019 Executive	PCT Change 2018-2019Orig
1915	Information Technology	1,324,752.07	1,313,604.15	1,462,302.00	1,025,258.46	1,473,212.00	1,513,278.00	3.5%
1915	51110 Salaries	731,630.98	684,496.55	780,716.00	552,415.55	800,000.00	819,539.00	5.0%
1915	51180 Accrued Vacation	(1,551.64)	630.05	0.00	0.00	0.00	0.00	0.0%
1915	51210 Wages Permanent	60,891.97	57,974.14	67,641.00	42,309.65	61,200.00	73,960.00	9.3%
1915	51220 Overtime	830.12	1,074.61	3,000.00	475.36	700.00	3,000.00	0.0%
1915	51250 Wages Temporary	0.00	5,500.50	5,000.00	0.00	0.00	0.00	-100.0%
1915	51510 Social Security	58,914.22	55,057.87	64,645.00	44,439.02	64,386.00	67,716.00	4.8%
1915	51520 Retirement	48,399.03	50,450.42	56,265.00	39,769.92	57,618.00	57,635.00	2.4%
1915	51540 Health Insurance	171,361.99	163,506.49	178,447.00	127,627.35	185,622.00	178,447.00	0.0%
1915	51550 Life Insurance	2,077.63	2,149.45	2,657.00	1,675.57	2,400.00	2,850.00	7.3%
1915	51560 Dental Insurance	8,893.27	8,484.31	10,260.00	6,703.53	9,756.00	10,260.00	0.0%
1915	51580 Unemployment Compensation	9,620.00	0.00	0.00	626.92	627.00	0.00	0.0%
1915	52140 Data Processing-External	3,341.25	660.00	0.00	0.00	0.00	0.00	0.0%
1915	52190 Other Professional Services	188,532.50	246,000.00	248,000.00	180,184.03	246,000.00	248,000.00	0.0%
1915	52250 Telephone	9,685.79	9,406.77	9,500.00	5,482.66	8,908.00	9,500.00	0.0%
1915	53110 Postage and Box Rent	38.52	3.22	50.00	1.88	20.00	50.00	0.0%
1915	53120 Office Supplies	1,270.95	1,754.94	1,500.00	1,266.13	1,500.00	1,500.00	0.0%
1915	53130 Printing/Photocopying	63.61	77.49	200.00	27.50	50.00	200.00	0.0%
1915	53135 Internal Printing	3,975.15	2,293.21	2,121.00	2,121.00	2,121.00	2,121.00	0.0%
1915	53150 Computer Supplies	1,453.36	2,460.59	2,100.00	1,666.66	2,100.00	2,100.00	0.0%
1915	53240 Membership Dues	409.00	139.00	200.00	283.00	154.00	400.00	100.0%
1915	53250 Conference And Training	51.59	0.00	0.00	0.00	0.00	0.00	0.0%
1915	53252 I/S Training-IS Staff	21,925.89	21,126.62	30,000.00	18,162.02	30,000.00	36,000.00	20.0%
1915	53320 Employee Auto Allowance	461.89	357.92	0.00	20.71	50.00	0.00	0.0%
1915	68130 Office Furniture & Equipment	2,475.00	0.00	0.00	0.00	0.00	0.00	0.0%

City of Waukesha - 2019 Annual Operating Budget

0100	General Fund	2016 Actuals	2017 Actuals	2018 Orig Bud	2018 YTD Actuals	2018 Projected	2019 Executive	PCT Change 2018-2019Orig
1916 Citywide I.S. Services		1,154,263.90	1,229,966.83	1,400,500.00	1,249,217.91	1,390,000.00	1,468,000.00	4.8%
	1916 52140 Data Processing-External	94,982.35	88,768.25	100,000.00	26,596.50	90,000.00	100,000.00	0.0%
	1916 52430 Computer Hardware Maint	260,489.01	344,133.07	405,000.00	379,906.23	405,000.00	420,000.00	3.7%
	1916 52440 Software Maintenance	793,632.09	793,087.33	890,000.00	840,989.71	890,000.00	940,000.00	5.6%
	1916 52974 Computer Recycling Service	130.00	0.00	500.00	0.00	0.00	0.00	-100.0%
	1916 53150 Computer Supplies	5,030.45	3,978.18	5,000.00	1,725.47	5,000.00	8,000.00	60.0%



Public Safety

Police

Fire

Building Inspection

Other Public Safety Services

Police

2019 Proposed Budget:
\$18,415,747

Responsible for prevention and detection of criminal activity with three service divisions of Patrol, Special Services and Investigation.

2018 ACCOMPLISHMENTS



Reduced overdose deaths by having 100% deployment of Narcan for Police Department employees



Established and applied the Adopt a School program for all public elementary schools



Increased our preparedness for active shooter situations through advanced training and equipment

TOTAL EXPENDITURES

	2015 Actual	2016 Actual	2017 Actual	2018 Estimated	2019 Proposed
Personnel	\$15,643,163	\$15,545,819	\$15,948,445	\$16,714,069	\$17,438,034
Operating	\$871,301	\$857,978	\$884,023	\$922,367	\$977,713
TOTAL	\$16,514,464	\$16,403,797	\$16,832,468	\$17,636,436	\$18,415,747

STAFFING (FTE)

	2017	2018 estimated	2019 Proposed
Chief	1	1	1
Deputy Chief	1	1	1
Management Staff (Captains, Lieutenants, Sergeants)	18	18	20
Detective (Acting Detective; Detective)	19	19	19
Specialist (Police Specialist; Acting Specialist, Warrant Specialist)	17	17	17
Patrol Officer	64	64	64
Emergency Communication Center (Supervisor; Dispatchers)	16	16	16
Building Maintenance Coordinator	1	1	1
Administrative Staff (Office Manager, Clerical Assistant)	14	14	14
Community Service Officer	1.2	3.5	3.5
TOTAL	152.2	154.5	156.5

PERFORMANCE METRICS

	2015	2016	2017	2018 Estimated
# of Calls for Service	27,993	27,721	26,165	NA
# of Accident Reports	1,476	1,638	1,277	NA
# of Traffic Citations	9,364	8,153	7,367	NA
# of Adult Arrests	3,230	3,197	3,119	NA
# of Juvenile Arrests	387	384	326	NA
# of Alarms	800	778	830	NA

2019 GOALS



Add a power shift to the patrol division to maximize deployment during high call volume times

Strategic Plan Goal: Safe and Secure



Continue to increase school safety through collaboration with the School District

Strategic Plan Goal: Vibrant Neighborhoods and Business Areas



Increase deployment of Opti-cop cameras to four additional locations

Strategic Plan Goal: Safe and Secure

City of Waukesha - 2019 Annual Operating Budget

0100 General Fund	2016 Actuals	2017 Actuals	2018 Orig Bud	2018 YTD Actuals	2018 Projected	2019 Executive	PCT Change 2018-2019Orig
2110 Police Administration	873,545.35	911,530.14	936,935.00	658,924.28	937,018.00	956,351.00	2.1%
2110 51110 Salaries	585,645.40	658,188.60	677,160.00	474,202.07	677,160.00	692,396.00	2.2%
2110 51170 Accrued Compensatory time	4,460.57	(3,018.39)	0.00	0.00	0.00	0.00	0.0%
2110 51180 Accrued Vacation	(3,051.37)	2,565.43	0.00	0.00	0.00	0.00	0.0%
2110 51210 Wages Permanent	50,946.48	0.00	0.00	0.00	0.00	0.00	0.0%
2110 51220 Overtime	6,382.56	0.00	0.00	0.00	0.00	0.00	0.0%
2110 51250 Wages Temporary	592.50	70.00	200.00	0.00	100.00	200.00	0.0%
2110 51260 Clothing Allowance	3,250.00	3,250.00	3,250.00	3,250.00	3,250.00	3,250.00	0.0%
2110 51510 Social Security	47,208.52	48,267.77	51,152.00	35,264.65	51,152.00	52,251.00	2.1%
2110 51520 Retirement	59,604.88	69,672.88	72,566.00	50,848.38	72,566.00	72,412.00	-0.2%
2110 51540 Health Insurance	104,102.47	117,161.72	117,162.00	84,647.49	117,162.00	118,965.00	1.5%
2110 51550 Life Insurance	873.84	1,034.31	1,305.00	828.24	1,305.00	1,337.00	2.5%
2110 51560 Dental Insurance	6,972.15	6,840.60	6,840.00	4,867.35	6,840.00	6,840.00	0.0%
2110 52190 Other Professional Services	364.57	725.85	1,000.00	144.20	500.00	1,000.00	0.0%
2110 53220 Subscriptions-Office	457.00	457.00	500.00	517.00	517.00	600.00	20.0%
2110 53240 Membership Dues	2,435.00	3,623.00	2,900.00	3,156.00	3,600.00	3,600.00	24.1%
2110 53290 Other Publications/Subs/Dues	167.50	0.00	0.00	0.00	0.00	0.00	0.0%
2110 53320 Citizens Academy	1,598.27	1,498.47	1,500.00	326.31	1,500.00	2,000.00	33.3%
2110 53350 Meeting Supplies	484.01	597.90	600.00	428.96	600.00	700.00	16.7%
2110 53940 Confiscated Vehicle Fees	1,051.00	595.00	800.00	490.00	800.00	800.00	0.0%
2110 53941 Other Misc Expenses	0.00	0.00	0.00	(46.37)	(34.00)	0.00	0.0%

City of Waukesha - 2019 Annual Operating Budget

0100	General Fund	2016 Actuals	2017 Actuals	2018 Orig Bud	2018 YTD Actuals	2018 Projected	2019 Executive	PCT Change 2018-2019Orig
2111	Police Training	132,507.27	129,915.68	140,000.00	118,990.24	140,000.00	145,500.00	3.9%
2111	53250 Conference And Training	59,324.42	56,778.23	63,000.00	51,902.16	63,000.00	66,000.00	4.8%
2111	53490 Fire Arm Supplies	73,182.85	73,137.45	77,000.00	67,088.08	77,000.00	79,500.00	3.2%

City of Waukesha - 2019 Annual Operating Budget

0100	General Fund	2016 Actuals	2017 Actuals	2018 Orig Bud	2018 YTD Actuals	2018 Projected	2019 Executive	PCT Change 2018-2019Orig
2112	Police Clerical	936,041.99	985,400.09	1,106,592.00	725,904.23	1,103,292.00	1,039,491.00	-6.1%
2112	51110 Salaries	331,585.03	76,536.64	109,430.00	75,468.78	109,430.00	111,892.00	2.2%
2112	51210 Wages Permanent	269,426.24	549,589.09	591,878.00	392,017.66	591,878.00	567,620.00	-4.1%
2112	51220 Overtime	1,410.84	1,654.53	4,000.00	1,385.14	2,500.00	4,000.00	0.0%
2112	51260 Clothing Allowance	0.00	0.00	650.00	650.00	650.00	650.00	0.0%
2112	51510 Social Security	43,702.87	45,417.61	53,956.00	34,158.63	53,956.00	52,289.00	-3.1%
2112	51520 Retirement	39,495.58	43,879.80	51,962.00	34,500.63	51,962.00	49,422.00	-4.9%
2112	51540 Health Insurance	188,890.41	211,279.84	230,745.00	142,524.50	230,745.00	189,259.00	-18.0%
2112	51550 Life Insurance	2,773.40	2,425.03	2,587.00	1,243.77	2,587.00	1,628.00	-37.1%
2112	51560 Dental Insurance	10,835.65	10,766.82	13,284.00	7,368.27	13,284.00	11,376.00	-14.4%
2112	52195 Credit Card Collection Fee	3,209.02	1,951.25	2,800.00	1,112.11	2,500.00	2,800.00	0.0%
2112	52420 Machinery And Equip Maint	4,204.86	4,085.86	5,000.00	3,792.56	4,500.00	5,000.00	0.0%
2112	53110 Postage and Box Rent	4,929.18	4,901.16	5,000.00	3,044.10	5,000.00	5,000.00	0.0%
2112	53120 Office Supplies	5,807.48	5,582.50	6,000.00	3,787.06	6,000.00	6,000.00	0.0%
2112	53130 Printing/Photocopying	6,032.43	5,616.82	7,000.00	2,638.83	6,000.00	7,000.00	0.0%
2112	53135 Internal Printing	20,398.23	18,176.63	19,000.00	19,000.00	19,000.00	19,000.00	0.0%
2112	53150 Computer Supplies	3,340.77	3,536.51	3,300.00	3,212.19	3,300.00	3,300.00	0.0%
2112	68190 Other Capital	0.00	0.00	0.00	0.00	0.00	3,255.00	0.0%

City of Waukesha - 2019 Annual Operating Budget

0100	General Fund	2016 Actuals	2017 Actuals	2018 Orig Bud	2018 YTD Actuals	2018 Projected	2019 Executive	PCT Change 2018-2019Orig
2120	Police Community Relations	250,496.67	266,650.96	276,795.00	193,722.59	277,283.00	285,077.00	3.0%
2120	51110 Salaries	174,309.39	177,027.26	178,045.00	122,789.70	178,045.00	183,848.00	3.3%
2120	51220 Overtime	187.79	0.00	0.00	487.96	488.00	0.00	0.0%
2120	51260 Clothing Allowance	1,300.00	1,300.00	1,300.00	1,300.00	1,300.00	1,300.00	0.0%
2120	51510 Social Security	13,350.56	13,347.48	13,620.00	9,026.63	13,620.00	14,064.00	3.3%
2120	51520 Retirement	16,786.01	19,483.50	19,870.00	13,757.85	19,870.00	20,021.00	0.8%
2120	51540 Health Insurance	23,205.53	27,828.06	39,655.00	27,453.24	39,655.00	39,655.00	0.0%
2120	51550 Life Insurance	214.83	205.90	175.00	105.84	175.00	184.00	5.1%
2120	51560 Dental Insurance	2,324.05	2,324.05	2,280.00	1,578.60	2,280.00	2,280.00	0.0%
2120	52440 Hardware/Software Maintenance	7,450.00	7,450.00	7,450.00	7,450.00	7,450.00	7,450.00	0.0%
2120	53120 Office Supplies/Promotional	7,958.03	13,496.44	10,000.00	6,542.90	10,000.00	10,000.00	0.0%
2120	53490 Explorer Post Expenses	1,187.73	1,199.62	1,400.00	717.92	1,400.00	1,400.00	0.0%
2120	53940 Bike unit	2,222.75	2,988.65	3,000.00	2,511.95	3,000.00	4,875.00	62.5%

City of Waukesha - 2019 Annual Operating Budget

0100	General Fund	2016 Actuals	2017 Actuals	2018 Orig Bud	2018 YTD Actuals	2018 Projected	2019 Executive	PCT Change 2018-2019Orig
2130	Police Patrol	8,699,044.84	8,978,762.35	9,557,687.00	6,660,756.64	9,496,387.00	10,149,871.00	6.2%
2130	51110 Salaries	5,982,736.37	6,075,888.34	6,456,741.00	4,506,410.79	6,456,741.00	6,840,620.00	5.9%
2130	51210 Wages Permanent	0.00	29,182.95	93,600.00	67,655.00	93,600.00	113,880.00	21.7%
2130	51220 Overtime	245,059.81	334,483.24	363,000.00	182,257.92	300,000.00	363,000.00	0.0%
2130	51250 Wages Temporary	16,609.35	12,214.35	15,600.00	12,246.30	15,600.00	18,980.00	21.7%
2130	51260 Clothing Allowance	54,360.02	52,735.66	53,950.00	44,285.29	53,950.00	55,900.00	3.6%
2130	51510 Social Security	464,520.22	480,032.39	508,841.00	352,306.09	508,841.00	538,681.00	5.9%
2130	51520 Retirement	601,287.34	705,848.16	759,922.00	523,878.83	759,922.00	783,342.00	3.1%
2130	51540 Health Insurance	1,201,241.13	1,163,527.35	1,176,855.00	880,839.63	1,176,855.00	1,300,625.00	10.5%
2130	51550 Life Insurance	6,396.69	5,993.55	6,887.00	4,543.78	6,887.00	7,967.00	15.7%
2130	51560 Dental Insurance	70,669.64	68,009.23	67,812.00	50,804.52	67,812.00	77,376.00	14.1%
2130	51580 Unemployment Compensation	163.12	0.00	0.00	0.00	0.00	0.00	0.0%
2130	52110 Medical Services	600.00	0.00	0.00	0.00	0.00	0.00	0.0%
2130	53140 Tactical Equipment	9,989.19	11,162.77	10,000.00	9,274.15	10,000.00	10,000.00	0.0%
2130	53460 Honor Guard	2,159.58	208.94	0.00	0.00	2,000.00	0.00	0.0%
2130	53461 Body Armor	19,035.83	20,015.97	20,000.00	6,795.19	20,000.00	20,000.00	0.0%
2130	53462 CSO Uniforms	0.00	2,127.10	6,800.00	6,517.13	6,800.00	3,000.00	-55.9%
2130	53490 Other Operating Supplies	16,716.55	14,138.35	13,700.00	8,963.02	13,400.00	16,500.00	20.4%
2130	68190 Other Capital	7,500.00	3,194.00	3,979.00	3,979.00	3,979.00	0.00	-100.0%

City of Waukesha - 2019 Annual Operating Budget

0100	General Fund	2016 Actuals	2017 Actuals	2018 Orig Bud	2018 YTD Actuals	2018 Projected	2019 Executive	PCT Change 2018-2019Orig
2140	Police Investigations CID	2,866,427.55	2,938,361.35	2,992,144.00	1,994,618.00	2,991,715.00	3,048,566.00	1.9%
2140	51110 Salaries	1,951,780.23	1,983,148.57	2,034,866.00	1,335,050.28	2,034,866.00	2,068,510.00	1.7%
2140	51220 Overtime	85,495.73	82,178.45	80,000.00	67,260.86	80,000.00	80,000.00	0.0%
2140	51260 Clothing Allowance	14,950.00	15,600.00	15,600.00	14,953.26	15,171.00	15,600.00	0.0%
2140	51510 Social Security	152,921.63	154,629.63	161,787.00	104,853.11	161,787.00	164,361.00	1.6%
2140	51520 Retirement	196,113.10	227,351.69	235,439.00	154,005.69	235,439.00	233,690.00	-0.7%
2140	51540 Health Insurance	410,500.61	409,285.61	393,709.00	261,348.04	393,709.00	415,230.00	5.5%
2140	51550 Life Insurance	2,506.89	2,717.02	3,187.00	1,930.30	3,187.00	3,619.00	13.6%
2140	51560 Dental Insurance	25,488.18	25,607.07	25,056.00	15,696.05	25,056.00	25,056.00	0.0%
2140	53490 Other Operating Supplies	1,437.50	1,998.70	1,500.00	152.99	1,500.00	1,500.00	0.0%
2140	53940 Investigation Supplies & Exp	4,933.68	6,744.61	6,000.00	4,367.42	6,000.00	6,000.00	0.0%
2140	53945 Drug Investigations	20,300.00	29,100.00	35,000.00	35,000.00	35,000.00	35,000.00	0.0%

City of Waukesha - 2019 Annual Operating Budget

0100	General Fund	2016 Actuals	2017 Actuals	2018 Orig Bud	2018 YTD Actuals	2018 Projected	2019 Executive	PCT Change 2018-2019Orig
2150	Police Support Services	585,881.82	599,688.72	615,583.00	434,641.20	616,728.00	639,373.00	3.9%
2150	51110 Salaries	377,687.55	386,897.94	397,693.00	279,205.25	397,693.00	409,116.00	2.9%
2150	51220 Overtime	15,460.78	13,455.48	15,000.00	11,232.89	15,000.00	15,000.00	0.0%
2150	51260 Clothing Allowance	3,250.00	3,250.00	3,250.00	3,250.00	3,250.00	3,250.00	0.0%
2150	51510 Social Security	28,839.44	29,263.62	31,571.00	21,374.48	31,571.00	32,445.00	2.8%
2150	51520 Retirement	37,548.79	44,060.67	46,057.00	32,413.05	46,057.00	46,186.00	0.3%
2150	51540 Health Insurance	100,706.56	99,136.70	99,137.00	69,395.69	99,137.00	99,137.00	0.0%
2150	51550 Life Insurance	420.38	428.28	475.00	301.62	475.00	489.00	2.9%
2150	51560 Dental Insurance	5,787.28	5,700.50	5,700.00	3,990.35	5,700.00	5,700.00	0.0%
2150	52420 Machinery And Equip Maint	4,521.60	4,747.15	4,700.00	4,939.46	5,845.00	12,805.00	172.4%
2150	53150 Computer Supplies	1,801.79	3,279.81	2,500.00	1,661.73	2,500.00	2,500.00	0.0%
2150	53190 I D Bureau Supplies	9,857.65	9,468.57	9,500.00	6,876.68	9,500.00	9,500.00	0.0%
2150	68190 Other Capital	0.00	0.00	0.00	0.00	0.00	3,245.00	0.0%

City of Waukesha - 2019 Annual Operating Budget

0100	General Fund	2016 Actuals	2017 Actuals	2018 Orig Bud	2018 YTD Actuals	2018 Projected	2019 Executive	PCT Change 2018-2019Orig
2151	Police Support Dispatch	1,494,738.92	1,455,878.37	1,484,885.00	1,035,824.63	1,491,385.00	1,529,087.00	3.0%
2151	51110 Salaries	76,607.70	77,835.77	82,487.00	58,449.09	82,487.00	84,343.00	2.3%
2151	51210 Wages Permanent	851,225.58	838,375.35	896,581.00	606,141.17	896,581.00	926,055.00	3.3%
2151	51220 Overtime	102,695.47	109,764.04	60,000.00	56,978.72	65,000.00	70,000.00	16.7%
2151	51260 Clothing Allowance	6,623.22	5,160.92	6,400.00	5,432.81	6,400.00	6,400.00	0.0%
2151	51510 Social Security	76,892.96	76,595.39	79,489.00	53,955.99	79,489.00	82,650.00	4.0%
2151	51520 Retirement	67,718.27	69,977.65	69,234.00	48,414.66	69,234.00	70,425.00	1.7%
2151	51540 Health Insurance	224,910.94	176,420.12	183,964.00	128,367.92	183,964.00	181,313.00	-1.4%
2151	51550 Life Insurance	1,399.70	1,269.84	1,392.00	933.36	1,392.00	1,419.00	1.9%
2151	51560 Dental Insurance	13,586.24	11,015.24	11,748.00	8,032.52	11,748.00	11,724.00	-0.2%
2151	51580 Unemployment Compensation	894.96	223.74	0.00	0.00	0.00	0.00	0.0%
2151	52260 Teletype Services	15,290.00	15,812.00	15,500.00	16,181.00	17,000.00	16,000.00	3.2%
2151	52270 Trunk Radio Operating	16,292.64	34,113.00	35,690.00	35,690.00	35,690.00	36,358.00	1.9%
2151	52420 Machinery And Equip Maint	7,641.29	10,438.32	11,300.00	2,358.90	11,300.00	11,300.00	0.0%
2151	52490 Radio Service	31,052.13	26,320.14	28,500.00	13,463.37	28,500.00	28,500.00	0.0%
2151	53120 Office Supplies	1,586.20	2,132.13	2,000.00	1,056.60	2,000.00	2,000.00	0.0%
2151	53150 Computer Supplies	321.62	424.72	600.00	368.52	600.00	600.00	0.0%

City of Waukesha - 2019 Annual Operating Budget

0100	General Fund	2016 Actuals	2017 Actuals	2018 Orig Bud	2018 YTD Actuals	2018 Projected	2019 Executive	PCT Change 2018-2019Orig
2152	Police Support Maintenance	351,293.84	352,108.86	362,804.00	244,515.84	366,597.00	390,213.00	7.6%
2152	51210 Wages Permanent	51,516.80	51,453.16	53,855.00	37,112.78	53,855.00	55,066.00	2.2%
2152	51220 Overtime	3,723.76	3,744.54	4,250.00	2,940.35	4,250.00	4,250.00	0.0%
2152	51510 Social Security	4,020.04	4,016.51	4,445.00	2,917.74	4,445.00	4,538.00	2.1%
2152	51520 Retirement	3,648.17	3,813.59	3,893.00	2,756.34	3,893.00	3,885.00	-0.2%
2152	51540 Health Insurance	19,842.94	19,827.34	19,827.00	14,489.21	19,827.00	19,827.00	0.0%
2152	51550 Life Insurance	85.08	86.64	98.00	64.26	98.00	100.00	2.0%
2152	51560 Dental Insurance	1,140.10	1,140.10	1,140.00	833.15	1,140.00	1,140.00	0.0%
2152	52210 Water And Sewer	3,988.69	4,649.30	5,487.00	2,373.98	5,487.00	6,035.00	10.0%
2152	52220 Electric	88,433.96	84,918.44	93,654.00	53,516.44	93,654.00	95,058.00	1.5%
2152	52240 Heat	11,550.44	14,153.72	20,000.00	10,017.26	20,000.00	20,300.00	1.5%
2152	52250 Telephone	88,896.50	93,127.50	89,000.00	60,986.77	89,000.00	102,184.00	14.8%
2152	52420 Machinery And Equip Maint	3,415.24	5,928.52	4,200.00	2,873.60	4,200.00	7,000.00	66.7%
2152	52470 Building Maintenance	48,975.44	40,086.53	32,000.00	31,338.75	40,000.00	40,000.00	25.0%
2152	52990 PrisonerHousing/Food	12,329.89	8,328.97	12,000.00	5,162.62	8,000.00	8,000.00	-33.3%
2152	53440 Janitorial Supplies	9,298.95	10,438.78	10,000.00	8,584.74	10,000.00	10,000.00	0.0%
2152	53460 Clothing And Uniforms	427.84	415.72	500.00	299.85	500.00	500.00	0.0%
2152	68190 Other Capital	0.00	5,979.50	8,455.00	8,248.00	8,248.00	12,330.00	45.8%

City of Waukesha - 2019 Annual Operating Budget

0100	General Fund	2016 Actuals	2017 Actuals	2018 Orig Bud	2018 YTD Actuals	2018 Projected	2019 Executive	PCT Change 2018-2019Orig
2153	Police Support Pistol Range	24,395.97	24,567.69	25,526.00	22,893.95	25,526.00	28,571.00	11.9%
2153	52210 Water And Sewer	636.09	320.73	486.00	245.20	486.00	534.00	9.9%
2153	52220 Electric	3,504.82	3,600.30	4,040.00	2,867.90	4,040.00	4,100.00	1.5%
2153	52240 Heat	1,890.38	1,857.14	2,500.00	1,632.02	2,500.00	2,537.00	1.5%
2153	52420 Machinery And Equip Maint	18,364.68	18,789.52	18,500.00	18,148.83	18,500.00	19,000.00	2.7%
2153	68290 Other Capital Improvements	0.00	0.00	0.00	0.00	0.00	2,400.00	0.0%

City of Waukesha - 2019 Annual Operating Budget

0100	General Fund	2016 Actuals	2017 Actuals	2018 Orig Bud	2018 YTD Actuals	2018 Projected	2019 Executive	PCT Change 2018-2019Orig
2155	Police Vehicle Maintenance	173,118.44	180,491.49	197,500.00	129,509.97	177,500.00	193,500.00	-2.0%
2155	52410 Vehicle Maintenance	62,122.83	57,415.07	70,000.00	50,569.08	70,000.00	66,000.00	-5.7%
2155	53510 Gasoline; Oil; Grease Etc.	103,098.67	115,576.42	120,000.00	72,428.35	100,000.00	120,000.00	0.0%
2155	53520 Tires	7,896.94	7,500.00	7,500.00	6,512.54	7,500.00	7,500.00	0.0%

Fire

2019 Proposed Budget:
\$13,719,204

Provides community with emergency medical services, fire prevention and inspections, fire suppression, juvenile fire education, special rescue services and other community programs

2018 ACCOMPLISHMENTS



Relocation of Fire Station 3. Final component of 12 year process to deliver a 5 min. Fire Department drive time in the community



Completed purchases and training for replacement engine and ambulance, self contained breathing apparatus, and supplied air systems



Implementation of new Records Management Software in Fire Prevention Bureau to allow for paperless inspections and improved customer relations

TOTAL EXPENDITURES

	2015 Actual	2016 Actual	2017 Actual	2018 Estimated	2019 Proposed
Personnel	\$11,717,543	\$11,413,755	\$11,896,263	\$12,426,890	\$12,730,443
Operating	\$766,014	\$901,173	\$853,755	\$936,678	\$988,761
TOTAL	\$12,483,557	\$12,314,928	\$12,750,018	\$13,363,568	\$13,719,204

STAFFING (FTE)

	2017	2018 estimated	2019 Proposed
Chief	1	1	1
Assistant Chief	1	1	1
Battalion Chief	3	3	3
Lieutenant (Lieutenant; Lieutenant/Paramedic)	15	15	15
Fire Marshall & Inspectors (Marshall, Code Enforcement Inspector; Inspector)	3	3	3
Firefighters	21	21	21
Paramedic	39	39	39
Equipment Operator (Equipment Operator/Paramedic; Fire Equipment Operator)	15	15	15
EMS (Division Chief; Educator; Quality Assurance Coordinator; Shift Coordinator)	4.51	4.51	4.51
Administrative Staff (Office Manager; Account Clerk; Clerical Assistant)	3	3	3
TOTAL	105.51	105.51	105.51

PERFORMANCE METRICS

	2015	2016	2017	2018 Estimated
Fire Dept. Incident Call Volume	6,757	7,100	7,280	NA
Total Fire Call Volume	1,149	1,240	1,134	NA
Total Medical Call Volume	5,608	5,860	6,146	NA
# of Patients transported via ambulance	3,969	4,251	4,440	NA
Avg Emergency Call Response Time in City	6 mins. 5 secs.	6 mins. 26 secs.	6 mins. 9 secs.	6 mins. 3 secs.
% of Emergency Calls in City meeting 7 min. response time goal	70.33%	85.05%	72.22%	73.47%
Avg. Response Time for Full Assignment Dispatched Structure Fires	10 mins. 22 secs.	11 mins. 27 secs.	10 mins. 29 secs.	11 mins. 6 secs.
% of Structure Fires receiving a full assignment (greater than 17 personnel) in 12 mins	83.33%	83.33%	79.17%	66.67%

2019 GOALS



Decrease the Fire Department response time from dispatch to arrival
Strategic Plan Goal: Safe and Secure



Increase Community Participation in Outreach and Educational activities such as Fire Prevention, Hands Only CPR, Stop the Bleed, and Community Risk Reduction
Strategic Plan Goal: Customer Focused



Improve quality of multi-family inspections through use of dedicated inspector
Strategic Plan Goal: Customer Focused

City of Waukesha - 2019 Annual Operating Budget

0100	General Fund	2016 Actuals	2017 Actuals	2018 Orig Bud	2018 YTD Actuals	2018 Projected	2019 Executive	PCT Change 2018-2019Orig
2210	Fire Administration	866,986.21	1,066,939.61	1,120,501.00	820,693.65	1,147,736.00	1,165,523.00	4.0%
2210	51110 Salaries	427,421.69	540,031.52	498,577.00	356,667.49	498,577.00	509,795.00	2.3%
2210	51170 Accrued Compensatory time	(1,110.06)	1,707.38	0.00	0.00	0.00	0.00	0.0%
2210	51180 Accrued Vacation	12,505.75	(1,832.18)	0.00	0.00	0.00	0.00	0.0%
2210	51210 Wages Permanent	0.00	30,071.83	76,678.00	54,058.55	76,678.00	78,809.00	2.8%
2210	51260 Clothing Allowance	1,440.00	2,160.00	2,160.00	2,160.00	2,160.00	2,160.00	0.0%
2210	51510 Social Security	13,452.69	15,797.38	16,727.00	11,327.95	16,727.00	17,134.00	2.4%
2210	51520 Retirement	48,296.97	75,300.63	76,208.00	54,518.04	76,208.00	77,423.00	1.6%
2210	51540 Health Insurance	102,811.10	118,095.51	120,947.00	86,166.64	120,947.00	120,904.00	0.0%
2210	51550 Life Insurance	818.59	977.03	1,097.00	689.16	1,097.00	1,096.00	-0.1%
2210	51560 Dental Insurance	5,906.59	6,757.28	6,954.00	4,950.57	6,954.00	6,954.00	0.0%
2210	52110 Medical Services	322.87	0.00	0.00	0.00	0.00	0.00	0.0%
2210	52135 Consulting	0.00	0.00	27,000.00	15,303.25	27,000.00	27,000.00	0.0%
2210	52210 Water And Sewer	7,150.27	7,491.96	8,347.00	5,550.97	10,320.00	10,679.00	27.9%
2210	52220 Electric	64,245.99	65,488.48	72,613.00	48,408.25	72,012.00	73,092.00	0.7%
2210	52230 Sewer	3,849.45	4,245.64	4,428.00	2,594.22	4,781.00	4,959.00	12.0%
2210	52240 Heat	19,104.12	21,263.22	31,900.00	20,541.25	34,643.00	35,162.00	10.2%
2210	52250 Telephone	28,948.00	28,097.97	34,000.00	19,011.62	29,900.00	30,200.00	-11.2%
2210	52270 Trunk Radio Operating	9,880.00	5,421.00	5,093.00	5,093.00	5,093.00	5,188.00	1.9%
2210	52410 Vehicle Maintenance	864.05	675.92	1,000.00	3,407.43	3,680.00	1,000.00	0.0%
2210	52420 Machinery And Equip Maint	27,601.85	27,073.38	34,000.00	16,191.85	30,000.00	37,000.00	8.8%
2210	52470 Building & Grounds Maintenance	44,650.75	46,570.30	36,654.00	62,068.18	65,000.00	44,000.00	20.0%
2210	53110 Postage and Box Rent	1,524.54	2,019.88	1,800.00	749.66	1,100.00	1,100.00	-38.9%
2210	53120 Office Supplies	2,462.51	1,580.56	1,900.00	1,560.66	2,201.00	2,100.00	10.5%
2210	53130 Printing/Photocopying	2,137.52	1,677.40	1,750.00	836.48	1,000.00	1,200.00	-31.4%
2210	53135 Internal Printing	5,028.57	9,807.88	5,118.00	5,118.00	5,118.00	5,118.00	0.0%
2210	53150 Computer Supplies	54.36	17.97	300.00	0.00	200.00	12,200.00	3966.7%
2210	53220 Subscriptions-Office	1,886.15	1,903.20	1,850.00	2,027.07	1,950.00	1,950.00	5.4%

City of Waukesha - 2019 Annual Operating Budget

0100	General Fund	2016 Actuals	2017 Actuals	2018 Orig Bud	2018 YTD Actuals	2018 Projected	2019 Executive	PCT Change 2018-2019Orig
2210	53240 Membership Dues	1,653.97	1,554.00	2,000.00	1,639.00	1,800.00	1,900.00	-5.0%
2210	53250 Conference And Training	15,636.28	20,425.63	23,000.00	14,009.51	22,500.00	23,000.00	0.0%
2210	53440 Janitorial Supplies	12,205.54	15,968.47	15,500.00	12,746.41	16,000.00	16,000.00	3.2%
2210	53490 Other Operating Supplies	4,225.64	4,678.43	4,500.00	4,476.43	4,500.00	4,500.00	0.0%
2210	53510 Gasoline; Oil; Grease Etc.	1,861.46	2,065.94	2,800.00	1,382.01	2,150.00	2,750.00	-1.8%
2210	68190 Other Capital	149.00	9,846.00	5,600.00	7,440.00	7,440.00	11,150.00	99.1%

City of Waukesha - 2019 Annual Operating Budget

0100	General Fund	2016 Actuals	2017 Actuals	2018 Orig Bud	2018 YTD Actuals	2018 Projected	2019 Executive	PCT Change 2018-2019Orig
2211	Fire Suppression	8,778,672.71	8,989,392.91	9,326,863.00	6,228,609.93	9,338,783.00	9,582,444.00	2.7%
2211	51110 Salaries	5,822,212.17	6,003,860.23	6,262,262.00	4,113,653.24	6,262,262.00	6,459,437.00	3.1%
2211	51220 Overtime	249,102.32	231,169.63	271,299.00	230,027.19	280,000.00	271,299.00	0.0%
2211	51260 Clothing Allowance	47,340.03	46,181.55	46,080.00	45,876.94	46,080.00	46,080.00	0.0%
2211	51510 Social Security	82,503.78	85,129.73	91,382.00	59,510.78	91,382.00	95,239.00	4.2%
2211	51520 Retirement	809,923.28	952,806.31	1,002,597.00	665,214.65	1,002,597.00	1,028,335.00	2.6%
2211	51540 Health Insurance	1,314,951.09	1,304,071.22	1,272,921.00	917,428.89	1,292,191.00	1,292,191.00	1.5%
2211	51550 Life Insurance	8,302.08	8,595.56	8,706.00	6,149.64	8,706.00	9,006.00	3.4%
2211	51560 Dental Insurance	72,162.09	72,328.60	71,635.00	50,614.75	71,635.00	72,547.00	1.3%
2211	52110 Medical Services	12,182.00	13,349.00	14,500.00	908.83	7,500.00	7,500.00	-48.3%
2211	52410 Vehicle Maintenance	227,415.55	138,018.08	130,000.00	64,957.87	125,000.00	130,000.00	0.0%
2211	52420 Equipment Maintenance	14,915.21	20,691.68	15,000.00	15,266.95	16,000.00	19,500.00	30.0%
2211	53460 Uniform & Equipment	8,540.57	8,062.38	7,931.00	3,206.65	7,930.00	11,130.00	40.3%
2211	53490 Other Operating Supplies	36,841.57	32,097.74	41,000.00	12,619.59	39,000.00	41,000.00	0.0%
2211	53510 Gasoline; Oil; Grease Etc.	29,025.77	33,039.01	37,250.00	22,074.72	33,500.00	39,750.00	6.7%
2211	68190 Other Capital	43,255.20	39,992.19	54,300.00	21,099.24	55,000.00	59,430.00	9.4%

City of Waukesha - 2019 Annual Operating Budget

0100	General Fund	2016 Actuals	2017 Actuals	2018 Orig Bud	2018 YTD Actuals	2018 Projected	2019 Executive	PCT Change 2018-2019Orig
2212	Fire Prevention	344,654.84	324,019.69	375,733.00	262,922.34	375,358.00	383,859.00	2.2%
	2212 51110 Salaries	187,334.00	184,925.30	169,707.00	119,856.95	169,707.00	173,516.00	2.2%
	2212 51210 Wages Permanent	64,628.82	56,802.41	95,741.00	66,647.15	95,741.00	99,496.00	3.9%
	2212 51220 Overtime	0.00	0.00	576.00	0.00	576.00	576.00	0.0%
	2212 51260 Clothing Allowance	1,800.00	1,621.07	1,800.00	1,800.00	1,800.00	1,800.00	0.0%
	2212 51510 Social Security	14,091.17	13,172.13	15,299.00	10,334.76	15,299.00	15,766.00	3.1%
	2212 51520 Retirement	22,016.77	23,248.99	24,879.00	17,571.40	24,879.00	25,199.00	1.3%
	2212 51540 Health Insurance	44,037.59	35,848.53	55,905.00	38,653.00	55,905.00	55,905.00	0.0%
	2212 51550 Life Insurance	342.67	274.84	179.00	163.98	179.00	204.00	14.0%
	2212 51560 Dental Insurance	2,548.67	2,306.32	3,222.00	2,230.86	3,222.00	3,222.00	0.0%
	2212 52410 Vehicle Maintenance	1,988.18	796.12	2,000.00	2,786.05	3,000.00	2,000.00	0.0%
	2212 53480 Educational Supplies	1,206.10	2,458.25	2,300.00	1,149.58	2,350.00	2,300.00	0.0%
	2212 53510 Gasoline; Oil; Grease Etc.	2,885.67	2,565.73	4,125.00	1,728.61	2,700.00	3,875.00	-6.1%
	2212 68190 Other Capital	1,775.20	0.00	0.00	0.00	0.00	0.00	0.0%

City of Waukesha - 2019 Annual Operating Budget

0100	General Fund	2016 Actuals	2017 Actuals	2018 Orig Bud	2018 YTD Actuals	2018 Projected	2019 Executive	PCT Change 2018-2019Orig
2213	Fire EMS	2,292,572.59	2,332,434.75	2,466,616.00	1,608,300.59	2,460,091.00	2,545,178.00	3.2%
2213	51110 Salaries	1,430,857.55	1,441,175.40	1,538,066.00	984,452.31	1,538,066.00	1,586,536.00	3.2%
2213	51220 Overtime	62,037.28	57,698.14	67,825.00	57,612.46	67,825.00	67,825.00	0.0%
2213	51260 Clothing Allowance	11,485.37	11,035.38	11,160.00	10,959.23	11,160.00	11,160.00	0.0%
2213	51510 Social Security	20,598.22	20,789.69	22,761.00	14,519.11	22,761.00	23,720.00	4.2%
2213	51520 Retirement	195,181.96	225,343.71	239,958.00	157,195.93	239,958.00	246,337.00	2.7%
2213	51540 Health Insurance	319,250.56	309,644.10	306,334.00	218,643.21	306,334.00	311,195.00	1.6%
2213	51550 Life Insurance	1,989.26	2,032.32	2,052.00	1,437.56	2,052.00	2,124.00	3.5%
2213	51560 Dental Insurance	17,515.26	17,135.06	17,225.00	12,018.43	17,225.00	17,453.00	1.3%
2213	52110 Medical Consultant	15,000.00	22,500.00	24,960.00	16,640.00	24,960.00	25,920.00	3.8%
2213	52131 Ambulance Billing Service	78,527.68	79,453.49	81,375.00	51,252.84	79,050.00	79,050.00	-2.9%
2213	52190 Collection Services	1,174.20	2,113.74	2,300.00	3,163.52	3,500.00	2,300.00	0.0%
2213	52410 Vehicle Maintenance	19,570.04	20,984.76	25,000.00	4,505.02	21,000.00	23,500.00	-6.0%
2213	52420 Machinery And Equip Maint	9,927.31	3,344.96	10,200.00	14,956.11	14,200.00	19,000.00	86.3%
2213	53420 Medical Supplies	92,633.26	99,728.70	95,400.00	48,727.63	93,000.00	97,308.00	2.0%
2213	53510 Gasoline; Oil; Grease Etc.	16,824.64	19,455.30	22,000.00	12,217.23	19,000.00	22,250.00	1.1%
2213	68190 Other Capital	0.00	0.00	0.00	0.00	0.00	9,500.00	0.0%

City of Waukesha - 2019 Annual Operating Budget

0100	General Fund	2016 Actuals	2017 Actuals	2018 Orig Bud	2018 YTD Actuals	2018 Projected	2019 Executive	PCT Change 2018-2019Orig
2215	County Hazmat Service	32,042.03	37,230.70	43,100.00	23,915.07	41,600.00	42,200.00	-2.1%
	2215 52110 Haz Mat Physicals	9,035.00	8,458.00	9,500.00	0.00	8,500.00	8,500.00	-10.5%
	2215 52410 Vehicle Maintenance	2,426.68	359.42	2,100.00	198.52	1,000.00	1,700.00	-19.0%
	2215 53250 Conference And Training	0.00	0.00	12,000.00	8,368.00	12,050.00	12,000.00	0.0%
	2215 53490 Other Operating Supplies	14,850.03	22,084.91	13,000.00	9,525.60	13,000.00	13,000.00	0.0%
	2215 68190 Other Capital	5,730.32	6,328.37	6,500.00	5,822.95	7,050.00	7,000.00	7.7%

Building Inspection

2019 Proposed Budget:
\$1,003,243

Provides inspections for new and existing buildings and completes code enforcement to protect the health, safety, and welfare of the public.

2018 ACCOMPLISHMENTS



Successful completion of state audit. Several staff members assisted in this process and the state was pleased with operating procedures and data collection



Hired and trained employees to fill all vacant positions



Inspectors and administrative staff formed a work group to improve the intake process and other procedures for inspections.

TOTAL EXPENDITURES

	2015 Actual	2016 Actual	2017 Actual	2018 Estimated	2019 Proposed
Personnel	\$784,461	\$893,090	\$880,290	\$915,800	\$957,952
Operating	\$35,568	\$49,218	\$63,879	\$39,187	\$45,291
TOTAL	\$820,029	\$942,308	\$944,170	\$954,987	\$1,003,243

STAFFING (FTE)

	2017	2018 estimated	2019 Proposed
Chief Building Inspector	1	1	1
Inspector	6	6	6
Associate Planner	-	.5	.5
Plan & Permit Review Tech	.95	.95	.95
Clerical Assistant	1.25	1.25	1.25
TOTAL	9.2	9.7	9.7

PERFORMANCE METRICS

	2015	2016	2017	2018 Estimated
# of Code Enforcement Cases	551	649	783	744
# of Code Enforcement Inspections	968	1,260	1,799	1,410
# of Tall grass/Weed Inspections	231	322	383	424
# of New Buildings (all types)	41	75	83	117
# of Residential Building Permits	632	507	468	461
# of Non-Residential Building Permits	154	228	273	157
Residential Permit Valuations	\$24,622,709	\$25,855,297	\$26,155,790	\$31,082,700
Non-Residential Permit Valuations	\$48,070,408	\$45,209,816	\$80,630,323	\$63,766,681

2019 GOALS



Develop a strategy to digitize all existing paper files and plans with the ultimate goal of allowing public access to property files digitally

Strategic Plan Goal: Customer Focused



Provide clear and consistent inspections through training, use of tools for data collection, improved communication, and interactive/flexible scheduling

Strategic Plan Goal: Safe and Secure



Implement online scheduling & permitting through a digital application system

Strategic Plan Goal: Customer Focused

City of Waukesha - 2019 Annual Operating Budget

0100	General Fund	2016 Actuals	2017 Actuals	2018 Orig Bud	2018 YTD Actuals	2018 Projected	2019 Executive	PCT Change 2018-2019Orig
2310	Building Inspections	942,308.10	944,169.57	1,003,079.00	621,604.82	954,987.00	1,003,243.00	0.0%
2310	51110 Salaries	85,460.61	77,843.57	114,809.00	61,229.26	110,000.00	119,043.00	3.7%
2310	51170 Accrued Compensatory time	15.69	25.13	0.00	0.00	0.00	0.00	0.0%
2310	51180 Accrued Vacation	636.35	1,139.68	0.00	0.00	0.00	0.00	0.0%
2310	51210 Wages Permanent	546,308.55	543,679.10	566,895.00	364,970.51	525,000.00	587,810.00	3.7%
2310	51250 Wages Temporary	1,005.00	0.00	0.00	0.00	0.00	0.00	0.0%
2310	51510 Social Security	46,609.18	45,592.06	52,150.00	31,428.80	55,000.00	54,074.00	3.7%
2310	51520 Retirement	41,741.98	42,077.37	45,674.00	28,464.64	47,000.00	46,129.00	1.0%
2310	51540 Health Insurance	161,657.81	159,955.53	166,914.00	99,489.71	167,000.00	140,341.00	-15.9%
2310	51550 Life Insurance	1,594.70	1,696.20	2,071.00	1,323.78	2,100.00	2,458.00	18.7%
2310	51560 Dental Insurance	8,060.12	8,281.51	9,621.00	5,677.02	9,700.00	8,097.00	-15.8%
2310	52190 Other Professional Services	5,159.00	26,038.41	5,700.00	2,446.00	5,700.00	5,700.00	0.0%
2310	52195 Credit Card Collection Fee	4,686.92	5,381.19	3,550.00	3,656.19	4,334.00	5,100.00	43.7%
2310	52250 Telephone	5,150.43	6,441.97	7,000.00	3,945.20	5,196.00	5,500.00	-21.4%
2310	52410 Vehicle Maintenance	9,014.97	2,453.25	3,000.00	2,082.07	2,468.00	3,000.00	0.0%
2310	53110 Postage and Box Rent	2,625.30	1,454.26	1,500.00	1,179.05	1,800.00	800.00	-46.7%
2310	53120 Office Supplies	365.66	691.32	1,100.00	733.73	1,180.00	1,500.00	36.4%
2310	53130 Printing/Photocopying	1,725.48	796.71	1,865.00	731.49	987.00	1,600.00	-14.2%
2310	53135 Internal Printing	3,985.78	3,821.51	3,791.00	3,791.00	3,791.00	3,791.00	0.0%
2310	53190 Permit Seals	2,476.71	1,655.53	1,652.00	2,206.62	2,500.00	2,500.00	51.3%
2310	53220 Subscriptions-Office	0.00	0.00	600.00	1,330.54	1,777.00	1,500.00	150.0%
2310	53240 Membership Dues	1,685.00	1,763.83	2,492.00	1,297.86	2,130.00	1,700.00	-31.8%
2310	53250 Conference And Training	8,955.66	8,846.48	8,600.00	3,530.95	5,000.00	7,600.00	-11.6%
2310	53260 Advertising	0.00	651.35	0.00	0.00	0.00	0.00	0.0%
2310	53510 Gasoline; Oil; Grease Etc.	3,387.20	3,883.61	4,095.00	2,090.40	2,324.00	4,000.00	-2.3%
2310	68130 Office Furniture & Equipment	0.00	0.00	0.00	0.00	0.00	1,000.00	0.0%

Other Public Safety Services

Emergency Government

Police & Fire Commission

Animal Shelter

Police Reserve

School Crossing Guards

Weights & Measures

City of Waukesha - 2019 Annual Operating Budget

0100	General Fund	2016 Actuals	2017 Actuals	2018 Orig Bud	2018 YTD Actuals	2018 Projected	2019 Executive	PCT Change 2018-2019Orig
2410	Emergency Government	16,304.66	9,112.42	10,147.00	9,282.02	13,005.00	10,147.00	0.0%
2410	52135 Consulting	10,000.00	0.00	0.00	4,855.40	4,855.00	0.00	0.0%
2410	52250 Telephone	3,880.87	4,525.90	5,000.00	2,888.54	4,500.00	5,000.00	0.0%
2410	52410 Vehicle Maintenance	1,169.30	95.77	1,000.00	202.08	1,000.00	1,000.00	0.0%
2410	52420 Siren Maintenance	956.04	3,509.08	2,000.00	1,302.78	2,000.00	2,000.00	0.0%
2410	53250 Conference And Training	0.00	841.64	1,400.00	0.00	500.00	1,400.00	0.0%
2410	53490 Other Operating Supplies	121.50	0.00	450.00	0.00	0.00	450.00	0.0%
2410	53510 Gasoline; Oil; Grease Etc.	176.95	140.03	297.00	33.22	150.00	297.00	0.0%

City of Waukesha - 2019 Annual Operating Budget

0100	General Fund	2016 Actuals	2017 Actuals	2018 Orig Bud	2018 YTD Actuals	2018 Projected	2019 Executive	PCT Change 2018-2019Orig
2910 Police and Fire Commission		19,955.73	16,775.76	32,276.00	10,639.55	16,221.00	27,276.00	-15.5%
	2910 52190 Medical/Agility Testing	18,512.04	15,289.47	30,000.00	9,900.80	15,000.00	25,000.00	-16.7%
	2910 53110 Postage and Box Rent	18.38	30.63	100.00	36.80	50.00	100.00	0.0%
	2910 53120 Office Supplies	6.37	0.00	100.00	0.00	0.00	100.00	0.0%
	2910 53130 Printing/Photocopying	0.00	105.20	100.00	0.00	0.00	100.00	0.0%
	2910 53240 Membership Dues	840.00	965.00	700.00	680.00	595.00	700.00	0.0%
	2910 53250 Conference And Training	0.00	0.00	276.00	0.00	276.00	276.00	0.0%
	2910 53496 Recruitment Expenses	578.94	385.46	1,000.00	21.95	300.00	1,000.00	0.0%

City of Waukesha - 2019 Annual Operating Budget

0100 General Fund	2016 Actuals	2017 Actuals	2018 Orig Bud	2018 YTD Actuals	2018 Projected	2019 Executive	PCT Change 2018-2019Orig
2920 Animal Shelter	45,623.00	45,623.00	45,623.00	45,623.00	45,623.00	45,623.00	0.0%
2920 52990 State Mfg Assessment Fee	45,623.00	45,623.00	45,623.00	45,623.00	45,623.00	45,623.00	0.0%

City of Waukesha - 2019 Annual Operating Budget

0100	General Fund	2016 Actuals	2017 Actuals	2018 Orig Bud	2018 YTD Actuals	2018 Projected	2019 Executive	PCT Change 2018-2019Orig
2930	Police Reserve	4,021.76	4,754.43	5,840.00	2,994.69	5,830.00	6,000.00	2.7%
2930	53110 Postage and Box Rent	0.00	0.00	40.00	0.00	0.00	0.00	-100.0%
2930	53250 Conference And Training	114.95	800.00	800.00	829.99	830.00	1,000.00	25.0%
2930	53350 Recognition	1,481.82	1,483.55	1,600.00	0.00	1,600.00	1,600.00	0.0%
2930	53460 Clothing And Uniforms	2,300.12	2,426.39	3,200.00	2,114.80	3,200.00	3,200.00	0.0%
2930	53490 Other Operating Supplies	124.87	44.49	200.00	49.90	200.00	200.00	0.0%

City of Waukesha - 2019 Annual Operating Budget

0100 General Fund	2016 Actuals	2017 Actuals	2018 Orig Bud	2018 YTD Actuals	2018 Projected	2019 Executive	PCT Change 2018-2019Orig
2940 School Crossing Guards	105,533.03	110,280.27	109,321.00	61,290.67	109,321.00	112,485.00	2.9%
2940 52190 Other Professional Services	105,533.03	110,280.27	109,321.00	61,290.67	109,321.00	112,485.00	2.9%

City of Waukesha - 2019 Annual Operating Budget

0100 General Fund	2016 Actuals	2017 Actuals	2018 Orig Bud	2018 YTD Actuals	2018 Projected	2019 Executive	PCT Change 2018-2019Orig
2950 Weights and Measures	18,400.00	18,400.00	18,400.00	18,400.00	18,400.00	18,400.00	0.0%
2950 52990 State Mfg Assessment Fee	18,400.00	18,400.00	18,400.00	18,400.00	18,400.00	18,400.00	0.0%



Public Works

Engineering

Street Maintenance

Engineering

2019 Proposed Budget:
\$2,802,956

Responsible for maintaining the City infrastructure systems and providing GIS services

2018 ACCOMPLISHMENTS



Completion of City of Waukesha Design and Construction Manual which includes a completely revamped Standard Construction Specification and the new Development Handbook



Completed the project design and bid of the Greenmeadow Interceptor Sewer Project



Implemented a new low capital cost project on Sunset Drive that will extend the road pavement life cycle

TOTAL EXPENDITURES

	2015 Actual	2016 Actual	2017 Actual	2018 Estimated	2019 Proposed
Personnel	\$2,428,749	\$2,409,787	\$2,482,658	\$2,411,527	\$2,668,664
Operating	\$125,152	\$114,789	\$126,644	\$139,080	\$134,292
TOTAL	\$2,553,901	\$2,524,575	\$2,609,302	\$2,550,607	\$2,802,956

STAFFING (FTE)

	2017	2018 estimated	2019 Proposed
Director	1	1	1
City Engineer	1	1	1
Engineer (I, II, III)	7	7	8
Project Engineer	.8	.8	.8
Engineering Technicians (Senior, Supervisor, Technician)	8	8	7
Solid Waste Coordinator	1	1	1
GIS (Coordinator and Analyst)	1	1	2
Administrative Staff (Office Manager, Account Clerk, Clerical Assistant)	3	3	3
TOTAL	22.8	22.8	23.8

PERFORMANCE METRICS

	2015	2016	2017	2018 Estimated
Average road PCI rating	73	73	73	73
Miles of roads reconstructed or resurfaced	5.49	6.37	4.82	4.1
Miles of sanitary sewer replaced or rehabilitated	1.39	3.52	5.79	3.19
Miles of storm sewer added, replaced, or rehabilitated	.83	2.77	1.51	2.71
Number of Storm Water Permits Issued	28	35	30	33

2019 GOALS



Complete the 2019 CIP on schedule and at or under budget
Strategic Plan Goal: Well Managed/Financially Sound



Work closely with Community Development to assure new developments are well planned and designed
Strategic Plan Goal: Well Planned, Sustainable, and Environmentally Diverse



Implement additional low capital cost projects that extend road pavement life cycles
Strategic Plan Goal: Well Managed/Financially Sound

City of Waukesha - 2019 Annual Operating Budget

0100	General Fund	2016 Actuals	2017 Actuals	2018 Orig Bud	2018 YTD Actuals	2018 Projected	2019 Executive	PCT Change 2018-2019Orig
3290	DPW/Engineering Division	2,524,575.12	2,609,301.83	2,707,790.00	1,746,382.69	2,550,607.00	2,802,956.00	3.5%
3290	51110 Salaries	1,775,147.91	1,813,959.38	1,830,952.00	1,188,956.74	1,747,000.00	1,889,806.00	3.2%
3290	51170 Accrued Compensatory time	(10,209.35)	(1,226.83)	0.00	0.00	0.00	0.00	0.0%
3290	51180 Accrued Vacation	(4,212.13)	3.93	0.00	0.00	0.00	0.00	0.0%
3290	51210 Wages Permanent	885.82	3,292.45	0.00	5,228.84	8,000.00	12,090.00	0.0%
3290	51220 Overtime	3,864.52	8,657.05	4,095.00	9,993.18	14,727.00	8,285.00	102.3%
3290	51250 Wages Temporary	40,854.59	42,386.58	109,856.00	33,722.12	52,400.00	109,856.00	0.0%
3290	51510 Social Security	128,143.40	131,916.73	140,594.00	89,910.35	132,000.00	146,259.00	4.0%
3290	51520 Retirement	112,838.21	119,201.56	122,600.00	80,110.67	116,000.00	124,776.00	1.8%
3290	51540 Health Insurance	339,536.67	341,863.34	335,866.00	214,713.33	319,000.00	353,897.00	5.4%
3290	51550 Life Insurance	5,064.31	4,744.65	5,418.00	2,629.46	5,100.00	4,289.00	-20.8%
3290	51560 Dental Insurance	17,872.55	17,859.16	18,266.00	11,628.09	17,300.00	19,406.00	6.2%
3290	52190 Other Professional Services	0.00	0.00	0.00	25.00	0.00	0.00	0.0%
3290	52195 Credit Card Collection Fee	1,618.11	774.99	800.00	334.52	500.00	800.00	0.0%
3290	52210 Water And Sewer	1,149.05	1,168.26	1,472.00	643.13	1,000.00	1,619.00	10.0%
3290	52220 Electric	11,482.78	10,075.46	11,476.00	7,173.52	10,700.00	11,648.00	1.5%
3290	52230 Sewer	339.44	418.41	306.00	204.23	310.00	336.00	9.8%
3290	52240 Heat	4,629.13	4,655.27	6,630.00	3,159.33	4,900.00	6,630.00	0.0%
3290	52250 Telephone	12,981.85	13,565.85	12,000.00	9,773.21	12,100.00	12,000.00	0.0%
3290	52270 Trunk Radio Operating	1,871.00	217.00	170.00	170.00	170.00	170.00	0.0%
3290	52410 Vehicle Maintenance	9,326.70	4,488.01	6,000.00	4,554.28	5,900.00	6,000.00	0.0%
3290	52420 Machinery And Equip Maint	7,772.73	10,075.78	5,200.00	3,442.07	5,100.00	5,200.00	0.0%
3290	52450 Grounds Maintenance & Impr	3,899.03	4,095.91	5,000.00	2,533.97	4,300.00	5,000.00	0.0%
3290	52990 Diggers Hotline Tickets/WWU	7,011.43	9,155.42	7,000.00	8,339.93	8,340.00	8,500.00	21.4%
3290	53110 Postage and Box Rent	3,868.81	2,858.55	4,000.00	3,238.90	4,000.00	4,000.00	0.0%
3290	53120 Office Supplies	1,494.16	1,200.33	1,250.00	899.40	1,200.00	1,250.00	0.0%
3290	53130 Printing/Photocopying	2,832.86	2,751.17	2,800.00	3,619.48	3,650.00	4,000.00	42.9%
3290	53135 Internal Printing	8,857.08	9,233.04	12,064.00	12,064.00	12,064.00	12,064.00	0.0%

City of Waukesha - 2019 Annual Operating Budget

0100	General Fund	2016 Actuals	2017 Actuals	2018 Orig Bud	2018 YTD Actuals	2018 Projected	2019 Executive	PCT Change 2018-2019Orig
3290	53220 Subscriptions-Office	390.50	315.79	375.00	187.65	325.00	375.00	0.0%
3290	53240 Membership Dues	2,411.64	2,050.80	2,200.00	2,273.04	2,500.00	2,200.00	0.0%
3290	53250 Conference And Training	5,207.20	3,881.09	8,000.00	13,836.41	15,000.00	8,000.00	0.0%
3290	53270 Licenses	0.00	13,314.00	13,500.00	13,421.00	13,421.00	13,500.00	0.0%
3290	53440 Janitorial Supplies	1,245.20	1,223.81	1,250.00	606.22	1,200.00	1,250.00	0.0%
3290	53465 GIS Operating Supplies	8,393.48	8,642.60	8,500.00	1,641.68	6,000.00	8,500.00	0.0%
3290	53490 Other Operating Supplies	9,218.01	7,904.69	9,000.00	3,916.39	7,000.00	9,000.00	0.0%
3290	53510 Gasoline; Oil; Grease Etc.	8,788.43	9,581.00	12,250.00	4,532.55	10,500.00	12,250.00	0.0%
3290	68190 Other Capital	0.00	4,996.60	8,900.00	8,900.00	8,900.00	0.00	-100.0%

Streets Maintenance

2019 Proposed Budget:
\$6,377,561

Responsible for maintaining the City's street surface year around, maintaining street lights, conducting residential brush/leaf pickup, sewer system maintenance and other services.

2018 ACCOMPLISHMENTS



Fall leaf pickup completed on schedule



Milled, overlaid, and patched 17 blocks of residential streets



Completed winter operations consistent with the City's goals for Salting & Plowing Operations

TOTAL EXPENDITURES

	2015 Actual	2016 Actual	2017 Actual	2018 Estimated	2019 Proposed
Personnel	\$3,584,049	\$3,772,410	\$3,683,945	\$4,050,608	\$4,043,626
Operating	\$2,027,569	\$2,364,723	\$2,214,953	\$2,281,083	\$2,333,935
TOTAL	\$5,611,618	\$6,137,133	\$5,898,898	\$6,331,691	\$6,377,561

STAFFING (FTE)

	2017	2018 estimated	2019 Proposed
Streets Supervisor	2.25	2.25	2.25
Streets Crew Leader	3	3	3
Mechanic (Mechanic/Welder; Mechanic Helper)	9	9	9
Equipment Operator	19.20	19.20	21.20
Heavy Equipment Operator	6	6	6
Traffic Signal Maintenance	4	4	2
Stock Room Attendant	1	1	1
Account Clerk	.75	.75	.75
TOTAL	45.2	45.2	45.2

PERFORMANCE METRICS

	2015	2016	2017	2018 Estimated
Tons of Leaves collected	3,664	4,871	5,424	5,500
Tons of branches collected	450	613	523	552
Branch collection rate (tons/hr)	11.25	13.93	13.07	12.54
Number of potholes repaired	2,538	2,754	2,693	2,800
Working Days to repair a non-emergency pothole once reported	5	3	3	3
Feet of sanitary sewer system jetted	1,093,665	1,224,826	892,099	900,000

2019 GOALS



Complete fall leaf pickup on schedule
Strategic Plan Goal: Customer Focused



Mill, overlay and patch 20 blocks of residential streets
Strategic Plan Goal: Well Managed/Financially Sound



Complete winter operations in accordance with City's goals for Salting & Plowing operations
Strategic Plan Goal: Customer Focused

City of Waukesha - 2019 Annual Operating Budget

0100	General Fund	2016 Actuals	2017 Actuals	2018 Orig Bud	2018 YTD Actuals	2018 Projected	2019 Executive	PCT Change 2018-2019Orig
3310	DPW/Street Maint Division	421,256.79	432,968.81	436,368.00	360,565.20	476,517.00	457,485.00	4.8%
3310	52220 Electric	52,661.14	59,208.64	64,517.00	38,978.59	64,517.00	65,485.00	1.5%
3310	52310 Street Markings Subcontract	23,385.52	25,000.00	25,000.00	24,197.40	25,000.00	25,000.00	0.0%
3310	52330 Traffic Signal Maint Subcontr	19,169.17	15,000.00	15,000.00	4,497.00	15,000.00	20,000.00	33.3%
3310	53490 Other Operating Supplies & Exp	321.54	353.45	0.00	557.98	1,000.00	0.00	0.0%
3310	53910 Street Sweeping Disposal	60,286.60	53,890.37	58,000.00	26,137.87	45,000.00	58,000.00	0.0%
3310	54110 Material-Street Maintenance	212,185.52	214,836.90	215,000.00	205,252.26	215,000.00	230,000.00	7.0%
3310	54140 Material-Signals;Signs &Guides	52,434.30	48,187.42	53,851.00	60,652.60	105,000.00	54,000.00	0.3%
3310	54141 Material - Buildings & Grounds	0.00	15,466.41	5,000.00	0.00	5,000.00	5,000.00	0.0%
3310	54170 Material-Street Cleaning	813.00	1,025.62	0.00	291.50	1,000.00	0.00	0.0%

City of Waukesha - 2019 Annual Operating Budget

0100	General Fund	2016 Actuals	2017 Actuals	2018 Orig Bud	2018 YTD Actuals	2018 Projected	2019 Executive	PCT Change 2018-2019Orig
3320	Snow & Ice Removal	717,994.76	554,749.68	562,500.00	423,163.09	562,500.00	607,500.00	8.0%
3320	52340 Mail Box Repairs	1,440.87	1,916.22	2,000.00	592.55	2,000.00	2,000.00	0.0%
3320	52350 Contractor Snow Removal	11,879.20	200.50	7,500.00	1,167.00	7,500.00	7,500.00	0.0%
3320	52410 Vehicle Maintenance	17,126.36	15,275.11	18,000.00	1,556.88	18,000.00	18,000.00	0.0%
3320	54520 Sand And Salt	687,548.33	537,357.85	535,000.00	419,846.66	535,000.00	580,000.00	8.4%

City of Waukesha - 2019 Annual Operating Budget

0100	General Fund	2016 Actuals	2017 Actuals	2018 Orig Bud	2018 YTD Actuals	2018 Projected	2019 Executive	PCT Change 2018-2019Orig	
3330	Fleet Maintenance	804,415.83	801,267.11	827,215.00	572,581.09	835,915.00	854,875.00	3.3%	
3330	51170	Accrued Compensatory time	1,500.89	677.13	0.00	0.00	0.00	0.00	0.0%
3330	51180	Accrued Vacation	(74.58)	(487.36)	0.00	0.00	0.00	0.00	0.0%
3330	51210	Wages Permanent	524,398.11	533,897.54	548,695.00	376,888.65	548,695.00	561,609.00	2.4%
3330	51220	Overtime	18,169.13	5,029.00	10,000.00	17,101.98	18,500.00	10,000.00	0.0%
3330	51510	Social Security	39,556.67	39,352.54	42,740.00	28,496.15	42,740.00	43,728.00	2.3%
3330	51520	Retirement	35,863.48	36,625.77	37,433.00	26,397.72	37,433.00	37,440.00	0.0%
3330	51540	Health Insurance	151,027.08	149,522.30	149,662.00	101,765.57	149,662.00	147,859.00	-1.2%
3330	51550	Life Insurance	1,876.91	2,066.13	2,061.00	1,555.51	2,061.00	2,601.00	26.2%
3330	51560	Dental Insurance	8,399.85	8,754.36	8,724.00	6,529.06	8,724.00	8,724.00	0.0%
3330	52250	Telephone	904.13	982.33	900.00	607.92	900.00	914.00	1.6%
3330	52420	Machinery And Equip Maint	0.00	15.74	1,000.00	166.88	1,000.00	1,000.00	0.0%
3330	53250	Conference And Training	4,503.89	4,816.98	5,000.00	1,220.00	5,000.00	5,000.00	0.0%
3330	53490	Other Operating Supplies	13,178.85	15,643.64	15,000.00	8,821.95	15,000.00	15,000.00	0.0%
3330	53620	Consumable Tools	3,761.42	3,021.01	3,000.00	3,029.70	3,200.00	3,000.00	0.0%
3330	55330	Equipment Rental	1,350.00	1,350.00	3,000.00	0.00	3,000.00	18,000.00	500.0%

City of Waukesha - 2019 Annual Operating Budget

0100	General Fund	2016 Actuals	2017 Actuals	2018 Orig Bud	2018 YTD Actuals	2018 Projected	2019 Executive	PCT Change 2018-2019Orig
3390	General Public Works	3,556,155.50	3,482,312.64	3,737,718.00	2,535,352.14	3,808,584.00	3,817,526.00	2.1%
3390	51110 Salaries	168,749.57	146,661.29	179,896.00	120,112.90	179,896.00	184,984.00	2.8%
3390	51170 Accrued Compensatory time	27,970.28	(12,698.10)	0.00	0.00	0.00	0.00	0.0%
3390	51180 Accrued Vacation	1,067.77	(2,973.02)	0.00	0.00	0.00	0.00	0.0%
3390	51210 Wages Permanent	1,822,740.19	1,903,087.56	2,037,797.00	1,330,708.53	2,037,797.00	2,082,694.00	2.2%
3390	51220 Overtime	84,080.50	48,590.00	85,000.00	104,283.51	120,000.00	85,000.00	0.0%
3390	51250 Wages Temporary	7,636.13	6,945.23	14,527.00	3,748.29	14,527.00	14,527.00	0.0%
3390	51410 Board Per Diem	1,020.00	1,290.00	2,346.00	1,080.00	2,346.00	0.00	-100.0%
3390	51510 Social Security	155,071.07	157,995.86	176,367.00	116,973.12	176,367.00	180,191.00	2.2%
3390	51520 Retirement	138,686.84	143,614.19	153,409.00	105,008.14	153,409.00	153,419.00	0.0%
3390	51540 Health Insurance	548,072.94	481,231.31	519,995.00	324,404.54	519,995.00	495,365.00	-4.7%
3390	51550 Life Insurance	6,082.74	5,462.72	5,711.00	3,638.30	5,711.00	5,762.00	0.9%
3390	51560 Dental Insurance	30,514.76	29,300.50	32,745.00	19,163.28	32,745.00	29,723.00	-9.2%
3390	52210 Water And Sewer	2,604.62	2,779.33	2,982.00	2,214.74	2,982.00	3,281.00	10.0%
3390	52220 Electric	46,659.71	41,185.45	44,700.00	27,494.70	47,132.00	45,371.00	1.5%
3390	52230 Sewer	1,388.15	1,411.39	1,928.00	1,184.09	1,928.00	2,121.00	10.0%
3390	52240 Heat	17,898.27	16,316.63	18,200.00	14,591.49	19,000.00	18,473.00	1.5%
3390	52250 Telephone	3,315.27	3,516.03	4,000.00	3,009.69	4,000.00	4,000.00	0.0%
3390	52270 Trunk Radio Operating	11,224.00	3,330.00	3,145.00	3,145.00	3,145.00	3,145.00	0.0%
3390	52410 Vehicle Maintenance	296,296.88	316,224.80	230,000.00	188,866.98	257,625.00	275,000.00	19.6%
3390	52420 Machinery And Equip Maint	4,275.90	3,517.08	5,000.00	9,326.96	11,000.00	8,000.00	60.0%
3390	52470 Building Maintenance	42,348.30	24,608.02	20,000.00	14,559.37	20,000.00	20,000.00	0.0%
3390	53110 Postage and Box Rent	3.74	5.03	0.00	7.35	1.00	0.00	0.0%
3390	53120 Office Supplies	800.76	983.57	1,000.00	684.18	1,000.00	1,000.00	0.0%
3390	53130 Printing/Photocopying	2,496.54	2,292.92	2,500.00	2,171.64	2,500.00	3,000.00	20.0%
3390	53135 Internal Printing	7,899.61	6,770.25	8,720.00	8,720.00	8,720.00	8,720.00	0.0%
3390	53240 Membership Dues	140.00	140.00	250.00	0.00	250.00	250.00	0.0%
3390	53250 Conference And Training	915.00	1,624.46	2,000.00	785.05	2,000.00	2,000.00	0.0%

City of Waukesha - 2019 Annual Operating Budget

0100	General Fund	2016 Actuals	2017 Actuals	2018 Orig Bud	2018 YTD Actuals	2018 Projected	2019 Executive	PCT Change 2018-2019Orig
3390	53260 Advertising	373.66	0.00	0.00	0.00	0.00	0.00	0.0%
3390	53440 Janitorial Supplies	4,748.71	4,443.89	4,500.00	3,204.88	4,500.00	4,500.00	0.0%
3390	53460 Clothing And Uniforms	9,512.01	9,400.32	11,000.00	4,842.15	10,000.00	10,000.00	-9.1%
3390	53490 Other Operating Supplies	0.00	0.00	0.00	7.50	8.00	0.00	0.0%
3390	53495 Safety Supplies	1,955.34	1,488.05	2,000.00	685.60	2,000.00	2,000.00	0.0%
3390	53510 Gasoline; Oil; Grease Etc.	106,994.62	131,098.21	165,000.00	119,542.00	165,000.00	172,000.00	4.2%
3390	53620 Consumable Tools	2,611.62	2,669.67	3,000.00	1,188.16	3,000.00	3,000.00	0.0%

City of Waukesha - 2019 Annual Operating Budget

0100	General Fund	2016 Actuals	2017 Actuals	2018 Orig Bud	2018 YTD Actuals	2018 Projected	2019 Executive	PCT Change 2018-2019Orig
3420	Streetlight Maintenance	576,888.47	567,227.27	580,000.00	364,268.02	588,175.00	580,175.00	0.0%
3420	52220 Electric	541,887.54	532,255.91	545,000.00	340,101.74	553,175.00	545,175.00	0.0%
3420	53650 Street Lights Maint & Supplies	35,000.93	34,971.36	35,000.00	24,166.28	35,000.00	35,000.00	0.0%

City of Waukesha - 2019 Annual Operating Budget

0100 General Fund	2016 Actuals	2017 Actuals	2018 Orig Bud	2018 YTD Actuals	2018 Projected	2019 Executive	PCT Change 2018-2019Orig
3440 Storm Sewer Maintenance	60,421.55	60,372.66	60,000.00	48,980.01	60,000.00	60,000.00	0.0%
3440 54130 Material-Storm Sewer	59,923.54	60,372.66	60,000.00	48,980.01	60,000.00	60,000.00	0.0%
3440 55330 Equipment Rental	498.01	0.00	0.00	0.00	0.00	0.00	0.0%



Culture and Recreation

Library

Parks, Recreation & Forestry

Community Special Events

Library

2019 Proposed Budget:
\$4,018,553

Serves the intellectual, cultural, and artistic needs of residents by providing print materials, e-media, cultural and educational opportunities for all ages

2018 ACCOMPLISHMENTS



In partnership with the School District, hired a full-time Community Library Liason to work with the Library and Schools to increase communication and cooperation



Summer Reading Program saw its highest ever participation for all ages- children, teens, and adults- topping the participation level of 1994



Completed a Strategic Plan with input from the public through surveys and conversations. The plan will help align resources with community needs

TOTAL EXPENDITURES

	2015 Actual	2016 Actual	2017 Actual	2018 Estimated	2019 Proposed
Personnel	\$2,818,246	\$2,820,100	\$2,785,223	\$2,944,247	\$3,051,172
Operating	\$1,013,913	\$1,028,233	\$1,039,914	\$957,855	\$967,381
TOTAL	\$3,832,159	\$3,848,333	\$3,825,137	\$3,902,102	\$4,018,553

STAFFING (FTE)

	2017	2018 estimated	2019 Proposed
Director	1	1	1
Assistant Director	1	1	1
Head of Operations	1	1	1
Head of Program & Community Engagement	1	1	1
Librarian (I, II, III)	10	11	11
Building Maintenance (Coordinator; Custodian)	2.50	2.50	2.50
Circulation Service Supervisor	1	1	1
Administrative (Office Manager; Library Assistant; Library Associate, Finance Analyst)	18.38	18.38	18.38
Information Technology Tech	1	1	1
Page Shelves	8.35	8.35	8.10
TOTAL	45.23	46.23	45.98

PERFORMANCE METRICS

	2015	2016	2017	2018 Estimated
# of Visitors	441,557	407,438	389,138	389,002
# of Items Circulated	1,142,582	1,090,963	1,061,396	1,045,590
# of People with Library Card	52,963	50,221	47,140	47,750
# of People in Library Programming	41,171	46,106	51,249	54,323
Mins. of Library Computer Use	99,077	75,321	70,281	60,232

2019 GOALS



Develop, along with Board of Trustees, a Library Foundation to assist with future capital and building needs

Strategic Plan Goal: Well Managed/Financially Sound



Complete a study to determine how to best use existing public space to meet the growing need for programming and meeting rooms

Strategic Plan Goal: Civic, Cultural and Recreational Center for the Region



Expand programming and outreach to the community by increasing number of programs by 5%

Strategic Plan Goal: Civic, Cultural and Recreational Center for the Region

City of Waukesha - 2019 Annual Operating Budget

0100	General Fund	2016 Actuals	2017 Actuals	2018 Orig Bud	2018 YTD Actuals	2018 Projected	2019 Executive	PCT Change 2018-2019Orig
5110	Library Administration	408,183.14	406,203.74	422,387.00	303,989.23	435,565.00	437,937.00	3.7%
5110	51110 Salaries	111,822.24	108,276.54	162,538.00	118,399.67	171,680.00	176,823.00	8.8%
5110	51170 Accrued Compensatory time	(465.02)	(1,085.43)	0.00	0.00	0.00	0.00	0.0%
5110	51180 Accrued Vacation	(2,135.61)	(538.15)	0.00	0.00	0.00	0.00	0.0%
5110	51210 Wages Permanent	125,765.50	82,752.48	84,767.00	58,586.05	84,935.00	88,407.00	4.3%
5110	51220 Overtime	130.22	1.17	0.00	17.96	5.00	0.00	0.0%
5110	51510 Social Security	17,499.97	14,050.70	18,919.00	13,185.18	19,117.00	20,290.00	7.2%
5110	51520 Retirement	15,708.02	12,166.29	16,569.00	11,859.25	17,194.00	17,373.00	4.9%
5110	51540 Health Insurance	47,790.69	32,282.89	45,991.00	32,179.68	46,482.00	45,882.00	-0.2%
5110	51550 Life Insurance	453.60	394.27	549.00	472.61	676.00	812.00	47.9%
5110	51560 Dental Insurance	2,754.27	1,862.96	2,652.00	1,836.18	2,652.00	2,652.00	0.0%
5110	52190 Other Professional Services	0.00	20,000.00	0.00	237.76	29.00	0.00	0.0%
5110	52250 Telephone	9,104.82	10,463.65	11,000.00	8,207.41	11,970.00	12,000.00	9.1%
5110	53110 Postage and Box Rent	5,970.17	6,498.47	5,600.00	3,835.46	5,600.00	5,600.00	0.0%
5110	53120 Office Supplies	4,841.87	28,548.85	4,700.00	2,837.65	4,700.00	4,500.00	-4.3%
5110	53130 Printing/Photocopying	22,481.90	15,419.90	24,000.00	9,781.51	17,124.00	20,000.00	-16.7%
5110	53135 Internal Printing	7,655.85	13,039.58	6,857.00	6,857.00	6,857.00	6,857.00	0.0%
5110	53240 Membership Dues	669.40	1,746.21	1,500.00	784.60	2,238.00	2,000.00	33.3%
5110	53250 Conference And Training	5,717.94	2,493.13	5,000.00	7,921.71	8,865.00	7,500.00	50.0%
5110	53260 Advertising	519.60	840.00	700.00	422.25	600.00	700.00	0.0%
5110	53320 Employee Auto Allowance	1,359.45	1,456.06	1,200.00	1,209.77	1,970.00	1,200.00	0.0%
5110	53490 Other Operating Supplies	1,520.40	1,036.28	1,700.00	3,343.56	9,200.00	1,700.00	0.0%
5110	55160 Workman's Comp Insurance	12,500.77	13,321.51	10,789.00	10,165.68	11,295.00	11,209.00	3.9%
5110	55190 General Liability Insurance	15,728.09	15,738.77	15,856.00	10,891.49	10,876.00	11,182.00	-29.5%
5110	68130 Office Furniture & Equipment	789.00	1,437.61	1,500.00	956.80	1,500.00	1,250.00	-16.7%
5110	89240 Transfer To Capital Projects	0.00	24,000.00	0.00	0.00	0.00	0.00	0.0%

City of Waukesha - 2019 Annual Operating Budget

0100	General Fund	2016 Actuals	2017 Actuals	2018 Orig Bud	2018 YTD Actuals	2018 Projected	2019 Executive	PCT Change 2018-2019Orig
5111	Library Technology Dept.	233,308.04	248,692.33	240,851.00	197,027.15	258,280.00	298,738.00	24.0%
5111	51110 Salaries	129,576.35	144,836.04	139,123.00	94,153.33	136,522.00	141,159.00	1.5%
5111	51510 Social Security	9,816.61	10,967.91	10,643.00	6,855.58	9,940.00	10,799.00	1.5%
5111	51520 Retirement	8,561.86	9,843.68	9,147.00	6,308.28	9,147.00	9,246.00	1.1%
5111	51540 Health Insurance	23,305.53	23,089.93	19,827.00	27,453.24	39,655.00	39,655.00	100.0%
5111	51550 Life Insurance	163.74	200.82	230.00	147.12	205.00	242.00	5.2%
5111	51560 Dental Insurance	1,183.95	1,183.95	1,140.00	1,578.60	2,280.00	2,280.00	100.0%
5111	52190 Other Professional Services	945.00	0.00	0.00	0.00	0.00	35,300.00	0.0%
5111	52990 Cafe Contractual Services	59,755.00	58,570.00	60,741.00	60,531.00	60,531.00	60,057.00	-1.1%

City of Waukesha - 2019 Annual Operating Budget

0100	General Fund	2016 Actuals	2017 Actuals	2018 Orig Bud	2018 YTD Actuals	2018 Projected	2019 Executive	PCT Change 2018-2019Orig
5120	Library Building	610,572.72	591,902.03	605,354.00	420,396.21	573,183.00	579,736.00	-4.2%
5120	51110 Salaries	66,698.12	69,194.35	71,194.00	50,445.97	71,177.00	74,251.00	4.3%
5120	51210 Wages Permanent	139,916.18	141,182.22	138,005.00	101,521.78	143,306.00	142,306.00	3.1%
5120	51220 Overtime	4,078.77	5,878.21	4,500.00	5,466.58	5,600.00	3,806.00	-15.4%
5120	51510 Social Security	15,322.18	15,747.77	16,348.00	11,476.62	16,203.00	16,858.00	3.1%
5120	51520 Retirement	13,916.05	14,700.03	14,318.00	10,548.19	14,896.00	14,434.00	0.8%
5120	51540 Health Insurance	46,021.82	45,990.62	45,991.00	33,608.53	45,991.00	45,991.00	0.0%
5120	51550 Life Insurance	920.58	1,028.18	1,263.00	795.59	1,077.00	1,459.00	15.5%
5120	51560 Dental Insurance	2,652.26	2,652.26	2,652.00	1,938.19	2,652.00	2,652.00	0.0%
5120	52160 Janitorial Services	7,084.00	10,537.10	9,012.00	5,956.00	8,920.00	9,192.00	2.0%
5120	52190 Other Professional Services	58,196.27	51,153.78	59,289.00	40,656.13	59,289.00	59,289.00	0.0%
5120	52210 Water And Sewer	12,555.30	8,384.84	5,535.00	4,088.01	9,811.00	10,792.00	95.0%
5120	52220 Electric	94,778.53	82,145.44	117,160.00	51,438.02	73,722.00	80,000.00	-31.7%
5120	52240 Heat	14,822.22	17,618.05	22,000.00	15,994.51	22,561.00	22,330.00	1.5%
5120	52470 Building Maintenance	123,714.66	116,928.77	89,340.00	77,824.35	89,340.00	86,640.00	-3.0%
5120	55110 Property And Boiler Insuranc	8,687.28	8,760.41	8,747.00	8,637.74	8,638.00	9,736.00	11.3%
5120	68190 Other Capital	1,208.50	0.00	0.00	0.00	0.00	0.00	0.0%

City of Waukesha - 2019 Annual Operating Budget

0100	General Fund	2016 Actuals	2017 Actuals	2018 Orig Bud	2018 YTD Actuals	2018 Projected	2019 Executive	PCT Change 2018-2019Orig
5130	Circulation	652,060.65	627,252.89	637,942.00	417,778.06	601,783.00	592,224.00	-7.2%
5130	51110 Salaries	67,972.11	67,392.39	70,475.00	46,913.72	67,978.00	73,390.00	4.1%
5130	51210 Wages Permanent	351,421.14	333,112.24	349,695.00	226,161.43	330,030.00	329,946.00	-5.6%
5130	51220 Overtime	1,307.03	979.18	2,809.00	1,311.86	1,400.00	2,809.00	0.0%
5130	51250 Wages Temporary	97,621.92	113,027.21	106,202.00	67,615.48	98,210.00	102,106.00	-3.9%
5130	51510 Social Security	30,665.65	27,967.64	26,922.00	17,335.59	25,041.00	25,554.00	-5.1%
5130	51520 Retirement	24,397.85	22,137.75	20,453.00	13,189.44	19,019.00	18,836.00	-7.9%
5130	51540 Health Insurance	47,649.45	31,978.71	32,499.00	21,580.45	31,511.00	26,163.00	-19.5%
5130	51550 Life Insurance	706.78	416.35	509.00	379.59	593.00	598.00	17.5%
5130	51560 Dental Insurance	3,368.17	2,257.61	2,652.00	1,003.03	1,468.00	1,512.00	-43.0%
5130	52120 Collection Services	2,926.65	3,087.75	2,900.00	1,772.10	2,488.00	2,900.00	0.0%
5130	52195 Credit Card Collection Fee	3,381.49	1,873.77	3,000.00	803.61	1,278.00	3,000.00	0.0%
5130	52420 Machinery And Equip Maint	12,084.00	15,945.00	13,426.00	16,126.80	16,367.00	0.00	-100.0%
5130	53120 Office Supplies	3,558.41	4,382.68	6,400.00	3,584.96	6,400.00	5,410.00	-15.5%
5130	68130 Office Furniture & Equipment	5,000.00	2,694.61	0.00	0.00	0.00	0.00	0.0%

City of Waukesha - 2019 Annual Operating Budget

0100	General Fund	2016 Actuals	2017 Actuals	2018 Orig Bud	2018 YTD Actuals	2018 Projected	2019 Executive	PCT Change 2018-2019Orig
5132	Big Read Grant	29,306.12	23,487.41	15,000.00	17,658.16	21,818.00	17,000.00	13.3%
5132	52190 Other Professional Services	11,483.09	8,556.00	6,000.00	1,910.00	1,000.00	5,800.00	-3.3%
5132	53110 Postage and Box Rent	0.00	0.00	250.00	0.00	250.00	0.00	-100.0%
5132	53120 Office Supplies	1,204.13	1,672.57	500.00	0.00	400.00	1,000.00	100.0%
5132	53130 Printing/Photocopying	2,277.35	2,366.50	1,000.00	1,596.12	146.00	1,000.00	0.0%
5132	53260 Advertising	1,708.00	2,353.00	0.00	517.40	518.00	200.00	0.0%
5132	53320 Employee Auto Allowance	211.75	0.00	0.00	0.00	0.00	200.00	0.0%
5132	53710 Library Books/Materials	12,421.80	8,539.34	7,250.00	13,634.64	19,504.00	8,800.00	21.4%

City of Waukesha - 2019 Annual Operating Budget

0100	General Fund	2016 Actuals	2017 Actuals	2018 Orig Bud	2018 YTD Actuals	2018 Projected	2019 Executive	PCT Change 2018-2019Orig
5140	Children's Services	527,937.35	547,371.14	622,554.00	401,036.50	592,593.00	637,443.00	2.4%
5140	51110 Salaries	126,238.30	128,273.76	185,972.00	105,755.29	162,725.00	192,297.00	3.4%
5140	51210 Wages Permanent	169,746.49	185,007.64	181,092.00	125,757.47	181,912.00	188,229.00	3.9%
5140	51220 Overtime	777.00	679.32	1,000.00	255.37	255.00	1,000.00	0.0%
5140	51250 Wages Temporary	10,618.92	10,434.55	6,620.00	7,597.56	10,258.00	6,904.00	4.3%
5140	51510 Social Security	21,453.47	22,479.70	26,818.00	16,600.74	24,716.00	27,790.00	3.6%
5140	51520 Retirement	18,678.98	19,981.81	22,935.00	14,611.15	21,786.00	23,238.00	1.3%
5140	51540 Health Insurance	62,698.67	62,082.02	79,310.00	47,555.40	72,758.00	79,310.00	0.0%
5140	51550 Life Insurance	411.72	470.08	587.00	334.19	489.00	755.00	28.6%
5140	51560 Dental Insurance	2,367.90	2,280.20	3,420.00	1,841.70	2,894.00	3,420.00	0.0%
5140	53120 Office Supplies	2,883.78	4,678.29	3,300.00	1,160.61	3,300.00	3,000.00	-9.1%
5140	53450 Program Supplies	10,095.11	9,969.54	11,000.00	7,774.97	11,000.00	9,000.00	-18.2%
5140	53710 Library Books/Materials	97,032.97	101,034.23	100,500.00	71,792.05	100,500.00	102,500.00	2.0%
5140	68130 Office Furniture & Equipment	4,934.04	0.00	0.00	0.00	0.00	0.00	0.0%

City of Waukesha - 2019 Annual Operating Budget

0100	General Fund	2016 Actuals	2017 Actuals	2018 Orig Bud	2018 YTD Actuals	2018 Projected	2019 Executive	PCT Change 2018-2019Orig
5141	Children's Services Grant	2,613.40	445.16	2,700.00	315.50	2,700.00	2,000.00	-25.9%
5141	53120 Office Supplies	222.29	221.56	652.00	0.00	652.00	0.00	-100.0%
5141	53490 Other Operating Supplies	2,391.11	0.00	2,048.00	0.00	2,048.00	2,000.00	-2.3%
5141	53710 Library Books/Materials	0.00	223.60	0.00	315.50	0.00	0.00	0.0%

City of Waukesha - 2019 Annual Operating Budget

0100	General Fund	2016 Actuals	2017 Actuals	2018 Orig Bud	2018 YTD Actuals	2018 Projected	2019 Executive	PCT Change 2018-2019Orig
5150	Information & Adult Servic	923,470.77	907,541.72	937,133.00	648,503.75	937,591.00	954,047.00	1.8%
5150	51110 Salaries	379,899.98	367,797.86	390,559.00	267,558.15	387,959.00	405,379.00	3.8%
5150	51210 Wages Permanent	85,936.10	86,300.94	85,852.00	60,276.27	86,941.00	89,187.00	3.9%
5150	51220 Overtime	211.76	0.00	152.00	0.00	0.00	152.00	0.0%
5150	51250 Wages Temporary	1,066.10	738.74	0.00	0.00	0.00	0.00	0.0%
5150	51510 Social Security	35,473.51	32,974.23	35,022.00	23,905.10	34,622.00	36,349.00	3.8%
5150	51520 Retirement	30,384.51	29,153.91	30,205.00	20,907.92	30,280.00	30,653.00	1.5%
5150	51540 Health Insurance	55,648.55	63,421.48	61,722.00	44,530.29	64,322.00	61,722.00	0.0%
5150	51550 Life Insurance	525.11	374.54	407.00	264.36	268.00	441.00	8.4%
5150	51560 Dental Insurance	2,668.69	3,645.12	3,582.00	2,480.13	3,582.00	3,582.00	0.0%
5150	52420 Machinery And Equip Maint	1,294.89	1,300.00	3,050.00	3,000.00	3,000.00	0.00	-100.0%
5150	53120 Office Supplies	1,796.48	1,996.11	2,800.00	770.16	2,800.00	2,800.00	0.0%
5150	53450 Programming	4,316.52	6,249.10	8,282.00	4,639.90	8,282.00	8,282.00	0.0%
5150	53710 Library Books/Materials	323,206.02	312,988.19	315,000.00	219,637.17	315,000.00	315,000.00	0.0%
5150	53740 Bindings	1,042.55	601.50	500.00	534.30	535.00	500.00	0.0%

City of Waukesha - 2019 Annual Operating Budget

0100	General Fund	2016 Actuals	2017 Actuals	2018 Orig Bud	2018 YTD Actuals	2018 Projected	2019 Executive	PCT Change 2018-2019Orig
5151	Info & Adult Services Gran	56,252.53	46,093.50	43,493.00	31,183.26	43,367.00	44,621.00	2.6%
5151	51210 Wages Permanent	22,458.86	22,818.85	23,478.00	16,636.12	23,473.00	24,487.00	4.3%
5151	51510 Social Security	1,614.82	1,642.14	1,796.00	1,199.05	1,692.00	1,873.00	4.3%
5151	51520 Retirement	1,483.01	1,551.06	1,573.00	1,114.62	1,573.00	1,604.00	2.0%
5151	51540 Health Insurance	9,921.36	9,913.54	9,914.00	7,244.54	9,914.00	9,914.00	0.0%
5151	51550 Life Insurance	125.74	141.82	162.00	105.55	145.00	173.00	6.8%
5151	51560 Dental Insurance	569.94	569.92	570.00	416.51	570.00	570.00	0.0%
5151	53710 Library Books/Materials	20,078.80	9,456.17	6,000.00	4,466.87	6,000.00	6,000.00	0.0%

City of Waukesha - 2019 Annual Operating Budget

0100	General Fund	2016 Actuals	2017 Actuals	2018 Orig Bud	2018 YTD Actuals	2018 Projected	2019 Executive	PCT Change 2018-2019Orig
5160	Outreach Services	36,830.22	37,277.84	38,148.00	27,098.92	37,875.00	39,276.00	3.0%
5160	51210 Wages Permanent	22,458.98	22,819.08	23,478.00	16,636.23	23,473.00	24,487.00	4.3%
5160	51510 Social Security	1,614.96	1,642.32	1,796.00	1,199.11	1,692.00	1,873.00	4.3%
5160	51520 Retirement	1,483.24	1,551.31	1,573.00	1,114.63	1,573.00	1,604.00	2.0%
5160	51540 Health Insurance	9,921.58	9,913.80	9,914.00	7,244.67	9,914.00	9,914.00	0.0%
5160	51550 Life Insurance	125.74	141.82	162.00	105.58	143.00	173.00	6.8%
5160	51560 Dental Insurance	570.16	570.18	570.00	416.64	570.00	570.00	0.0%
5160	53320 Employee Auto Allowance	655.56	639.33	655.00	382.06	510.00	655.00	0.0%

City of Waukesha - 2019 Annual Operating Budget

0100	General Fund	2016 Actuals	2017 Actuals	2018 Orig Bud	2018 YTD Actuals	2018 Projected	2019 Executive	PCT Change 2018-2019Orig
5170	Technical Services	367,798.00	388,869.26	398,496.00	274,308.45	397,347.00	415,531.00	4.3%
5170	51110 Salaries	115,894.22	134,313.11	149,513.00	103,112.38	149,513.00	155,320.00	3.9%
5170	51210 Wages Permanent	155,729.84	155,939.83	145,643.00	100,602.46	146,803.00	159,426.00	9.5%
5170	51220 Overtime	57.70	82.26	0.00	0.00	0.00	0.00	0.0%
5170	51250 Wages Temporary	10,508.59	0.00	0.00	0.00	0.00	0.00	0.0%
5170	51510 Social Security	20,598.93	20,989.81	22,001.00	14,160.95	20,698.00	21,172.00	-3.8%
5170	51520 Retirement	17,377.99	18,906.58	19,151.00	12,412.76	18,204.00	17,546.00	-8.4%
5170	51540 Health Insurance	15,128.11	27,381.78	29,331.00	20,306.25	29,331.00	29,331.00	0.0%
5170	51550 Life Insurance	688.21	724.98	859.00	489.80	859.00	738.00	-14.1%
5170	51560 Dental Insurance	394.47	1,583.76	1,698.00	1,175.67	1,698.00	1,698.00	0.0%
5170	52190 Other Professional Services	2,541.75	2,541.75	2,600.00	1,915.75	2,541.00	2,600.00	0.0%
5170	53120 Office Supplies	28,878.19	26,405.40	27,700.00	20,132.43	27,700.00	27,700.00	0.0%

Parks, Recreation, Forestry

2019 Proposed Budget:
\$5,785,907

Provide programs for the whole community including sports, enrichment, and fitness and maintain the recreation facilities, parks and City tree population.

2018 ACCOMPLISHMENTS



Earned National Gold Medal Finalist honors for demonstrated excellence in the field of Parks & Recreation Management



Achieved Agency National Reaccreditation
(only 166 accredited agencies in the nation)



Completed 2018-2022 Departmental Strategic Plan

TOTAL EXPENDITURES

	2015 Actual	2016 Actual	2017 Actual	2018 Estimated	2019 Proposed
Personnel	\$4,041,492	\$4,091,647	\$4,013,121	\$4,378,031	\$4,523,078
Operating	\$1,168,798	\$1,190,221	\$1,253,520	\$1,231,355	\$1,262,829
TOTAL	\$5,210,291	\$5,281,868	\$5,266,641	\$5,609,386	\$5,785,907

STAFFING (FTE)

	2017	2018 estimated	2019 Proposed
Director	1	1	1
Manager (Park & Forestry; Recreation; Customer & Administrative Services)	3	3	3
Grounds (Supervisor; Asst. Supervisor; Maintenance)	11	11	11
Buildings (Supervisor; Asst. Supervisor; Specialist; Maintenance)	6	6	6
Forestry (Asst. Supervisor; Supervisor Asst.; Arborist)	9	9	8
Recreation (Supervisor; Programmer; Facilities Coordinator; Special Events, Sports, Marketing, Volunteers)	4.64	4.64	4.21
SPARS Coordinator	.63	.5	.5
Mechanic (Mechanic; Mechanic/Stockroom Attendant)	2	2	2
Administrative (Customer Service Specialist; Adm. Assistant; Account Clerk)	4.05	4.16	4.16
Custodian	.5	.63	.63
TOTAL	41.82	41.93	41.93

PERFORMANCE METRICS

	2015	2016	2017	2018 Estimated
Park Acres Managed	1,125	1,125	1,125	1,125
Trees Planted	449	544	618	447
Ash Trees to be removed (not treated)	2,050	1,708	1,275	761
Recreation Program Enrollments	24,776	24,518	24,377	24,500
Community Special Events Conducted	23	31	46	46
Pool Attendance (both pools combined)	41,658	50,773	43,765	47,500

2019 GOALS



Realize development and operation of the proposed Mindiola Sports Park
Strategic Plan Goal: Civic, Cultural and Recreational Center for the Region



Provide Council with the information needed for a decision on Buchner Pool reconstruction
Strategic Plan Goal: Well Managed/Financially Sound



Consolidate registration platforms into one with the ability to complete all current offline programs and services online

Strategic Plan Goal: Customer Focused

City of Waukesha - 2019 Annual Operating Budget

0100	General Fund	2016 Actuals	2017 Actuals	2018 Orig Bud	2018 YTD Actuals	2018 Projected	2019 Executive	PCT Change 2018-2019Orig
5510	Park & Rec Administration	572,712.69	577,454.39	635,647.00	424,461.75	632,733.00	645,312.00	1.5%
5510	51110 Salaries	178,756.84	186,544.43	191,943.00	132,374.83	191,576.00	197,752.00	3.0%
5510	51170 Accrued Compensatory time	7,213.22	(4,463.62)	0.00	0.00	0.00	0.00	0.0%
5510	51180 Accrued Vacation	730.43	473.88	0.00	0.00	0.00	0.00	0.0%
5510	51210 Wages Permanent	188,649.24	199,192.12	224,290.00	154,679.66	225,750.00	240,523.00	7.2%
5510	51220 Overtime	18.86	426.62	80.00	0.00	0.00	80.00	0.0%
5510	51250 Wages Temporary	1,112.50	6,722.00	1,760.00	0.00	300.00	0.00	-100.0%
5510	51510 Social Security	25,308.69	25,767.65	30,477.00	20,106.20	28,834.00	32,006.00	5.0%
5510	51520 Retirement	22,508.65	22,979.71	26,384.00	18,002.95	25,761.00	27,098.00	2.7%
5510	51540 Health Insurance	89,442.95	87,734.20	98,919.00	59,217.48	98,919.00	85,537.00	-13.5%
5510	51550 Life Insurance	1,075.29	1,093.24	1,299.00	838.51	1,299.00	1,416.00	9.0%
5510	51560 Dental Insurance	5,612.80	5,099.07	5,700.00	3,414.78	5,700.00	4,932.00	-13.5%
5510	52190 Other Professional Services	8,213.00	7,500.00	10,500.00	8,496.44	11,479.00	10,500.00	0.0%
5510	52250 Telephone	2,500.34	2,743.15	4,500.00	2,187.47	3,205.00	3,008.00	-33.2%
5510	52270 Trunk Radio Operating	6,267.00	475.00	465.00	465.00	465.00	473.00	1.7%
5510	52420 Machinery And Equip Maint	(218.50)	1,398.50	1,761.00	1,577.30	1,739.00	1,748.00	-0.7%
5510	53110 Postage and Box Rent	6,951.09	2,969.61	7,100.00	3,344.59	5,883.00	6,200.00	-12.7%
5510	53120 Office Supplies	4,209.87	4,385.78	4,900.00	3,001.55	5,806.00	4,600.00	-6.1%
5510	53130 Printing/Photocopying	3,250.26	2,732.74	3,000.00	1,577.97	3,578.00	3,000.00	0.0%
5510	53135 Internal Printing	4,931.32	7,564.73	4,957.00	4,957.00	4,957.00	4,957.00	0.0%
5510	53220 Subscriptions-Office	457.00	457.00	457.00	153.99	516.00	958.00	109.6%
5510	53240 Membership Dues	3,255.00	2,895.00	3,175.00	2,630.00	2,925.00	2,925.00	-7.9%
5510	53250 Conference And Training	3,608.42	5,391.42	4,580.00	1,892.10	4,587.00	7,649.00	67.0%
5510	53260 Promotion & Marketing	8,858.42	7,372.16	7,500.00	3,693.83	7,604.00	8,050.00	7.3%
5510	68130 Office Furniture & Equipment	0.00	0.00	1,900.00	1,850.10	1,850.00	1,900.00	0.0%

City of Waukesha - 2019 Annual Operating Budget

0100	General Fund	2016 Actuals	2017 Actuals	2018 Orig Bud	2018 YTD Actuals	2018 Projected	2019 Executive	PCT Change 2018-2019Orig
5520	Park Maintenance	2,344,521.21	2,261,727.29	2,482,810.00	1,691,265.46	2,480,737.00	2,558,444.00	3.0%
5520	51110 Salaries	134,275.27	124,195.29	143,112.00	98,977.74	143,112.00	148,541.00	3.8%
5520	51210 Wages Permanent	974,696.75	926,256.13	1,017,517.00	688,294.76	1,017,517.00	1,049,058.00	3.1%
5520	51220 Overtime	14,679.86	10,495.64	10,000.00	9,295.73	10,000.00	10,000.00	0.0%
5520	51250 Wages Temporary	158,987.98	175,927.95	172,213.00	155,106.55	173,000.00	181,393.00	5.3%
5520	51510 Social Security	84,114.05	79,293.61	93,083.00	61,332.38	93,083.00	96,086.00	3.2%
5520	51520 Retirement	74,231.69	71,279.79	79,548.00	54,270.82	79,548.00	80,063.00	0.6%
5520	51540 Health Insurance	330,546.71	304,568.78	348,478.00	220,540.02	348,478.00	348,369.00	0.0%
5520	51550 Life Insurance	3,209.01	2,839.01	3,244.00	2,250.77	3,244.00	3,952.00	21.8%
5520	51560 Dental Insurance	19,058.19	17,319.42	20,124.00	12,617.76	20,124.00	20,124.00	0.0%
5520	51580 Unemployment Compensation	89.12	206.84	3,000.00	0.00	3,000.00	3,000.00	0.0%
5520	52190 Other Professional Services	0.00	0.00	17,000.00	9,964.99	17,000.00	35,000.00	105.9%
5520	52210 Water And Sewer	27,958.91	23,236.38	28,111.00	16,655.50	27,000.00	30,922.00	10.0%
5520	52220 Electric	111,365.40	109,248.86	115,000.00	75,829.97	112,500.00	116,725.00	1.5%
5520	52230 Sewer	6,243.09	6,971.77	5,564.00	4,389.23	5,450.00	6,120.00	10.0%
5520	52240 Heat	26,239.18	28,662.35	40,000.00	24,421.05	39,500.00	40,000.00	0.0%
5520	52250 Telephone	7,036.05	7,884.83	8,121.00	5,537.64	8,121.00	8,121.00	0.0%
5520	52410 Vehicle/Machinery Maintenance	89,361.23	87,779.71	85,500.00	55,447.29	85,000.00	85,500.00	0.0%
5520	52420 Machinery And Equip Maint	5,570.40	660.04	4,500.00	0.00	4,500.00	4,500.00	0.0%
5520	52450 Grounds Maintenance & Impr	49,550.06	57,260.34	49,150.00	42,361.27	50,000.00	50,000.00	1.7%
5520	52480 Parks Building Maintenance	65,777.46	58,653.99	63,400.00	38,972.91	63,000.00	63,400.00	0.0%
5520	53140 Small Equipment	5,626.26	7,413.29	4,800.00	2,901.71	4,750.00	4,900.00	2.1%
5520	53220 Subscriptions-Office	0.00	0.00	130.00	0.00	130.00	130.00	0.0%
5520	53240 Membership Dues	175.00	180.00	180.00	0.00	180.00	180.00	0.0%
5520	53250 Conference And Training	3,327.13	5,733.44	4,985.00	2,625.75	4,900.00	5,110.00	2.5%
5520	53410 Agricultural/Horticultural S	30,565.31	34,981.06	29,250.00	21,956.55	29,500.00	29,750.00	1.7%
5520	53440 Janitorial Supplies	16,896.27	18,862.15	17,000.00	13,077.32	17,200.00	17,000.00	0.0%
5520	53460 Clothing And Uniforms	6,473.44	6,497.28	7,000.00	5,492.78	7,000.00	7,000.00	0.0%

City of Waukesha - 2019 Annual Operating Budget

0100	General Fund	2016 Actuals	2017 Actuals	2018 Orig Bud	2018 YTD Actuals	2018 Projected	2019 Executive	PCT Change 2018-2019Orig
5520	53510 Gasoline; Oil; Grease Etc.	61,073.78	61,936.26	72,000.00	42,422.79	72,500.00	72,500.00	0.7%
5520	53520 Tires	8,985.99	9,023.60	10,000.00	5,375.34	9,900.00	10,000.00	0.0%
5520	53620 Consumable Tools	13,848.64	10,874.68	12,500.00	10,792.84	13,000.00	12,500.00	0.0%
5520	54110 Material-Street Maintenance	14,558.98	13,484.80	18,300.00	10,354.00	18,500.00	18,500.00	1.1%

City of Waukesha - 2019 Annual Operating Budget

0100	General Fund	2016 Actuals	2017 Actuals	2018 Orig Bud	2018 YTD Actuals	2018 Projected	2019 Executive	PCT Change 2018-2019Orig
5530	Riverwalk	24,376.21	23,430.91	33,490.00	18,016.41	33,753.00	42,247.00	26.1%
5530	51220 Overtime	42.98	0.00	0.00	35.76	36.00	0.00	0.0%
5530	51250 Wages Temporary	10,648.86	6,248.30	17,021.00	11,661.57	17,100.00	25,293.00	48.6%
5530	51510 Social Security	155.03	90.60	247.00	169.62	247.00	367.00	48.6%
5530	52210 Water And Sewer	1,654.19	2,070.58	2,062.00	1,146.37	2,000.00	2,268.00	10.0%
5530	52220 Electric	9,916.55	8,900.00	8,900.00	4,562.47	9,000.00	9,033.00	1.5%
5530	52230 Sewer	248.81	297.48	260.00	104.06	270.00	286.00	10.0%
5530	52450 Grounds Maintenance & Impr	1,709.79	5,823.95	5,000.00	336.56	5,100.00	5,000.00	0.0%

City of Waukesha - 2019 Annual Operating Budget

0100	General Fund	2016 Actuals	2017 Actuals	2018 Orig Bud	2018 YTD Actuals	2018 Projected	2019 Executive	PCT Change 2018-2019Orig
5532	Maintenance-Frame	57,337.05	52,901.96	59,145.00	40,234.85	59,192.00	60,513.00	2.3%
5532	51220 Overtime	0.00	0.00	0.00	26.64	26.00	0.00	0.0%
5532	51250 Wages Temporary	16,039.37	11,199.02	16,978.00	11,467.20	17,000.00	17,510.00	3.1%
5532	51510 Social Security	226.05	162.38	246.00	166.66	246.00	254.00	3.3%
5532	52210 Water And Sewer	1,731.80	1,542.26	1,418.00	1,072.75	1,420.00	1,560.00	10.0%
5532	52220 Electric	23,347.84	22,220.00	23,500.00	13,802.03	23,000.00	23,853.00	1.5%
5532	52230 Sewer	1,300.28	1,082.29	503.00	205.96	700.00	700.00	39.2%
5532	52240 Heat	1,852.55	1,712.74	2,400.00	1,257.93	2,425.00	2,436.00	1.5%
5532	52450 Grounds Maintenance & Impr	12,839.16	14,983.27	14,100.00	12,235.68	14,375.00	14,200.00	0.7%

City of Waukesha - 2019 Annual Operating Budget

5310 Recreation Programs	878,515.96	926,361.43	949,473.00	672,632.71	951,774.00	978,814.00	3.1%
5310 51110 Salaries	307,566.02	310,447.01	341,191.00	229,686.06	341,191.00	354,569.00	3.9%
5310 51210 Wages Permanent	40,285.77	40,813.31	41,834.00	28,961.85	41,834.00	42,775.00	2.2%
5310 51220 Overtime	349.29	116.88	225.00	25.50	225.00	225.00	0.0%
5310 51250 Wages Temporary	211,407.40	220,127.53	249,789.00	177,841.63	249,789.00	249,802.00	0.0%
5310 51510 Social Security	31,342.23	31,806.35	34,642.00	22,920.71	34,642.00	33,753.00	-2.6%
5310 51520 Retirement	24,245.99	25,095.19	27,168.00	17,811.52	25,181.00	25,401.00	-6.5%
5310 51540 Health Insurance	31,918.63	32,037.53	35,657.00	28,189.12	35,657.00	47,102.00	32.1%
5310 51550 Life Insurance	1,146.53	829.69	1,115.00	579.95	1,115.00	1,024.00	-8.2%
5310 51560 Dental Insurance	1,567.60	1,218.93	2,052.00	1,398.96	2,052.00	2,713.00	32.2%
5310 51580 Unemployment Compensation	262.87	3,009.50	500.00	0.00	500.00	500.00	0.0%
5310 52190 Other Professional Services	100,404.90	122,071.96	80,000.00	76,478.69	80,000.00	80,000.00	0.0%
5310 52250 Telephone	1,793.39	3,210.22	7,380.00	5,088.57	7,500.00	7,500.00	1.6%
5310 52450 Grounds Maintenance & Impr	13,617.33	11,400.00	11,400.00	3,795.55	11,400.00	11,400.00	0.0%
5310 52470 Building Maintenance	15,202.04	20,285.49	15,200.00	6,299.94	15,200.00	15,200.00	0.0%
5310 53110 Postage and Box Rent	17,354.71	16,295.54	17,970.00	10,825.22	16,275.00	17,500.00	-2.6%
5310 53120 Office Supplies	930.85	327.79	1,300.00	356.21	1,300.00	1,300.00	0.0%
5310 53130 Printing/Photocopying	30,752.38	30,657.73	33,800.00	20,572.09	31,418.00	33,800.00	0.0%
5310 53135 Internal Printing	9,492.66	9,479.70	10,000.00	10,000.00	10,000.00	10,000.00	0.0%
5310 53140 Small Equipment	200.00	0.00	0.00	0.00	0.00	0.00	0.0%
5310 53240 Membership Dues	199.13	0.00	200.00	155.00	200.00	200.00	0.0%
5310 53250 Conference And Training	5,539.54	6,498.74	5,250.00	2,249.78	5,255.00	5,250.00	0.0%
5310 53260 Advertising	1,195.00	645.00	900.00	520.00	1,250.00	1,250.00	38.9%
5310 53440 Janitorial Supplies	3,686.14	3,218.11	3,000.00	3,052.05	3,300.00	3,300.00	10.0%
5310 53450 Program Supplies	13,377.46	16,894.76	14,300.00	13,676.70	14,300.00	14,300.00	0.0%
5310 53460 Clothing And Uniforms	2,932.23	3,518.89	2,900.00	2,095.45	3,450.00	3,450.00	19.0%
5310 53490 Other Operating Supplies	9,121.87	11,541.58	8,200.00	7,845.16	15,301.00	13,000.00	58.5%
5310 55330 Licenses & Permits	2,624.00	4,814.00	3,500.00	2,207.00	3,439.00	3,500.00	0.0%

City of Waukesha - 2019 Annual Operating Budget

0100	General Fund	2016 Actuals	2017 Actuals	2018 Orig Bud	2018 YTD Actuals	2018 Projected	2019 Executive	PCT Change 2018-2019Orig
5320	Horeb Pool	255,151.89	233,878.89	230,347.00	209,382.59	225,349.00	235,225.00	2.1%
5320	51220 Overtime	0.00	66.37	0.00	86.64	87.00	0.00	0.0%
5320	51250 Wages Temporary	131,467.94	121,159.61	133,635.00	126,776.90	127,000.00	135,883.00	1.7%
5320	51510 Social Security	1,872.10	1,719.46	1,938.00	1,871.24	1,778.00	1,970.00	1.7%
5320	51520 Retirement	16.05	22.09	714.00	34.27	700.00	707.00	-1.0%
5320	52190 Other Professional Services	17,000.00	18,000.00	18,000.00	16,650.00	18,000.00	18,000.00	0.0%
5320	52210 Water And Sewer	11,700.36	5,954.56	8,640.00	10,311.89	13,000.00	9,504.00	10.0%
5320	52220 Electric	15,919.20	15,839.01	16,078.00	10,092.47	14,977.00	16,076.00	0.0%
5320	52230 Sewer	636.99	568.52	642.00	611.82	750.00	625.00	-2.6%
5320	52240 Heat	6,845.54	6,464.16	6,800.00	5,925.89	6,566.00	6,560.00	-3.5%
5320	52250 Telephone	0.00	0.00	400.00	0.00	400.00	400.00	0.0%
5320	52420 Machinery And Equip Maint	6,618.40	3,966.64	5,000.00	5,000.00	5,000.00	5,000.00	0.0%
5320	52470 Building Maintenance	7,949.85	5,986.23	6,300.00	3,167.21	6,300.00	6,300.00	0.0%
5320	53120 Office Supplies	251.40	419.06	1,000.00	33.94	1,000.00	1,000.00	0.0%
5320	53130 Printing/Photocopying	387.50	799.50	500.00	0.00	500.00	500.00	0.0%
5320	53250 Conference And Training	3,874.21	4,338.07	3,700.00	3,524.86	3,700.00	3,700.00	0.0%
5320	53440 Janitorial Supplies	1,100.06	900.00	900.00	900.00	900.00	900.00	0.0%
5320	53450 Program Supplies	4,344.37	4,593.97	4,500.00	4,218.33	4,500.00	4,500.00	0.0%
5320	53455 Concession Supplies	18,812.46	15,198.29	19,000.00	17,602.13	17,616.00	18,000.00	-5.3%
5320	53460 Clothing And Uniforms	1,426.15	2,370.47	1,800.00	1,800.00	1,800.00	1,800.00	0.0%
5320	53490 Other Operating Supplies	775.00	775.00	800.00	775.00	775.00	800.00	0.0%
5320	68190 Other Capital	24,154.31	24,737.88	0.00	0.00	0.00	3,000.00	0.0%

City of Waukesha - 2019 Annual Operating Budget

0100	General Fund	2016 Actuals	2017 Actuals	2018 Orig Bud	2018 YTD Actuals	2018 Projected	2019 Executive	PCT Change 2018-2019Orig
5325	Buchner Pool	155,599.69	153,230.16	148,723.00	139,387.47	153,738.00	145,953.00	-1.9%
5325	51250 Wages Temporary	91,212.23	90,080.07	92,475.00	87,904.33	90,000.00	93,815.00	1.4%
5325	51510 Social Security	1,831.98	1,788.57	1,955.00	1,793.22	1,800.00	1,983.00	1.4%
5325	51520 Retirement	568.41	560.95	663.00	560.42	560.00	658.00	-0.8%
5325	52190 Other Professional Services	10,250.00	12,000.00	12,000.00	12,000.00	12,000.00	12,000.00	0.0%
5325	52210 Water And Sewer	7,757.62	8,544.97	8,377.00	8,339.34	8,600.00	8,673.00	3.5%
5325	52220 Electric	11,033.57	9,151.36	11,143.00	5,532.85	9,152.00	9,289.00	-16.6%
5325	52230 Sewer	829.70	910.27	895.00	333.78	911.00	1,001.00	11.8%
5325	52240 Heat	5,096.85	5,339.52	5,100.00	3,384.11	5,200.00	5,419.00	6.3%
5325	52250 Telephone	344.76	374.26	365.00	287.26	375.00	375.00	2.7%
5325	52420 Machinery And Equip Maint	1,572.55	8,756.73	1,500.00	10,669.99	10,800.00	1,500.00	0.0%
5325	52470 Building Maintenance	5,307.48	3,423.49	4,000.00	2,357.41	4,000.00	4,000.00	0.0%
5325	53120 Office Supplies	245.75	306.89	400.00	26.96	400.00	400.00	0.0%
5325	53130 Printing/Photocopying	387.50	841.50	300.00	0.00	300.00	300.00	0.0%
5325	53250 Conference And Training	1,258.32	1,177.00	1,500.00	0.00	1,500.00	1,500.00	0.0%
5325	53440 Janitorial Supplies	1,156.89	1,426.72	1,000.00	993.05	1,000.00	1,000.00	0.0%
5325	53450 Program Supplies	374.56	2,665.66	2,000.00	64.75	2,000.00	2,000.00	0.0%
5325	53460 Clothing And Uniforms	1,494.02	842.20	1,500.00	1,500.00	1,500.00	1,500.00	0.0%
5325	53490 Other Operating Supplies	540.00	540.00	550.00	540.00	540.00	540.00	-1.8%
5325	68190 Other Capital	14,337.50	4,500.00	3,000.00	3,100.00	3,100.00	0.00	-100.0%

City of Waukesha - 2019 Annual Operating Budget

0100	General Fund	2016 Actuals	2017 Actuals	2018 Orig Bud	2018 YTD Actuals	2018 Projected	2019 Executive	PCT Change 2018-2019Orig
5610	Forestry	950,720.03	956,766.66	1,020,288.00	726,049.53	1,029,441.00	1,080,914.00	5.9%
5610	51110 Salaries	80,948.80	115,909.99	144,329.00	101,870.24	146,000.00	159,164.00	10.3%
5610	51210 Wages Permanent	500,112.77	467,570.25	476,882.00	328,695.48	479,000.00	492,700.00	3.3%
5610	51220 Overtime	4,095.93	610.88	3,000.00	2,379.14	2,400.00	3,000.00	0.0%
5610	51250 Wages Temporary	11,660.78	10,380.34	10,742.00	11,043.20	11,000.00	14,632.00	36.2%
5610	51510 Social Security	44,480.35	44,366.57	47,908.00	32,879.72	47,908.00	50,309.00	5.0%
5610	51520 Retirement	38,576.96	39,647.73	41,822.00	29,003.28	41,822.00	42,894.00	2.6%
5610	51540 Health Insurance	165,826.16	165,478.43	164,083.00	120,673.62	164,083.00	170,390.00	3.8%
5610	51550 Life Insurance	1,257.89	924.63	1,085.00	736.73	1,085.00	1,296.00	19.4%
5610	51560 Dental Insurance	8,314.94	8,709.59	9,492.00	6,297.84	9,492.00	9,864.00	3.9%
5610	52190 Other Professional Services	0.00	0.00	17,500.00	0.00	17,500.00	25,000.00	42.9%
5610	52250 Telephone	1,171.91	1,663.10	2,340.00	1,276.37	2,340.00	2,340.00	0.0%
5610	53220 Subscriptions-Office	133.40	139.99	150.00	0.00	150.00	150.00	0.0%
5610	53240 Membership Dues	175.00	360.00	370.00	350.00	350.00	700.00	89.2%
5610	53250 Conference And Training	2,571.94	3,747.89	3,735.00	2,613.82	3,800.00	4,550.00	21.8%
5610	53260 Advertising	77.03	109.47	100.00	152.00	152.00	175.00	75.0%
5610	53410 Agricultural/Horticultural S	29,000.17	29,861.80	31,350.00	30,205.09	31,350.00	34,950.00	11.5%
5610	53430 Assessment Trees	12,768.00	18,644.00	7,000.00	8,559.00	12,134.00	7,000.00	0.0%
5610	53431 Non-Assessment Trees	49,548.00	48,642.00	58,400.00	49,314.00	58,875.00	61,800.00	5.8%

Community Special Events

City of Waukesha - 2019 Annual Operating Budget

0100	General Fund	2016 Actuals	2017 Actuals	2018 Orig Bud	2018 YTD Actuals	2018 Projected	2019 Executive	PCT Change 2018-2019Orig
5940	Community Special Events	24,112.18	16,461.06	24,500.00	21,107.13	24,500.00	24,500.00	0.0%
5940	53130 Printing/Photocopying	264.97	177.89	300.00	0.00	300.00	300.00	0.0%
5940	53940 Community Special Events Expen	23,847.21	16,283.17	24,200.00	21,107.13	24,200.00	24,200.00	0.0%



Solid Waste Management

Garbage Collection

Composting

West Avenue Landfill

Recycling

Garbage Collection

City of Waukesha - 2019 Annual Operating Budget

0100	General Fund	2016 Actuals	2017 Actuals	2018 Orig Bud	2018 YTD Actuals	2018 Projected	2019 Executive	PCT Change 2018-2019Orig
7100	Garbage Collection	2,101,203.49	2,023,646.42	2,224,800.00	1,406,867.49	2,149,000.00	2,226,000.00	0.1%
7100	51210 Wages Permanent	1,340.95	1,244.93	0.00	0.00	0.00	0.00	0.0%
7100	52970 Refuse Collection	1,910,633.17	1,834,018.43	2,016,500.00	1,318,669.26	1,972,000.00	2,049,000.00	1.6%
7100	52972 Disposal-Dropoff Center	174,057.62	170,690.16	184,300.00	82,460.65	155,000.00	155,000.00	-15.9%
7100	52973 County Hazardous Material Disp	10,241.35	9,765.98	12,000.00	0.00	12,000.00	12,000.00	0.0%
7100	53130 Printing/Photocopying	1,273.67	310.00	4,000.00	3,544.91	4,000.00	4,000.00	0.0%
7100	53260 Advertising	1,296.89	4,000.00	4,000.00	2,192.67	4,000.00	4,000.00	0.0%
7100	53490 Other Operating Supplies	2,359.84	3,616.92	4,000.00	0.00	2,000.00	2,000.00	-50.0%

Composting

City of Waukesha - 2019 Annual Operating Budget

0100	General Fund	2016 Actuals	2017 Actuals	2018 Orig Bud	2018 YTD Actuals	2018 Projected	2019 Executive	PCT Change 2018-2019Orig
7110	Composting	29,767.64	39,778.89	27,165.00	17,764.35	22,000.00	24,242.00	-10.8%
7110	51210 Wages Permanent	23,032.53	35,386.65	17,335.00	15,764.35	19,000.00	17,725.00	2.2%
7110	51510 Social Security	0.00	0.00	1,326.00	0.00	0.00	1,356.00	2.3%
7110	51520 Retirement	0.00	0.00	1,161.00	0.00	0.00	1,161.00	0.0%
7110	52420 Machinery And Equip Maint	3,735.11	1,107.28	4,343.00	0.00	0.00	0.00	-100.0%
7110	53260 Advertising	3,000.00	3,000.00	3,000.00	2,000.00	3,000.00	4,000.00	33.3%
7110	53490 Other Operating Supplies	0.00	284.96	0.00	0.00	0.00	0.00	0.0%

West Avenue Landfill

City of Waukesha - 2019 Annual Operating Budget

0100	General Fund	2016 Actuals	2017 Actuals	2018 Orig Bud	2018 YTD Actuals	2018 Projected	2019 Executive	PCT Change 2018-2019Orig
7120	West Ave Landfill	70,078.69	74,820.98	79,926.00	39,379.32	84,192.00	82,400.00	3.1%
7120	52135 Consulting	45,610.02	46,300.47	47,500.00	24,181.57	47,500.00	49,000.00	3.2%
7120	52190 Other Professional Services	0.00	6,138.25	15,000.00	0.00	12,000.00	15,000.00	0.0%
7120	52220 Electric	7,308.11	7,135.32	7,426.00	3,195.35	5,650.00	6,400.00	-13.8%
7120	53490 Other Operating Supplies	4,326.84	0.00	10,000.00	2,960.89	10,000.00	12,000.00	20.0%
7120	68190 Other Capital	12,833.72	15,246.94	0.00	9,041.51	9,042.00	0.00	0.0%

Recycling

City of Waukesha - 2019 Annual Operating Budget

0100	General Fund	2016 Actuals	2017 Actuals	2018 Orig Bud	2018 YTD Actuals	2018 Projected	2019 Executive	PCT Change 2018-2019Orig
7150	Recycling	682,977.97	703,837.62	730,410.00	471,999.82	722,781.00	741,930.00	1.6%
	7150 51210 Wages Permanent	29,330.06	34,811.66	35,446.00	20,275.15	30,000.00	35,648.00	0.6%
	7150 51510 Social Security	0.00	0.00	514.00	0.00	516.00	517.00	0.6%
	7150 52190 Other Professional Services	2,612.16	2,960.66	8,000.00	1,128.92	8,000.00	6,000.00	-25.0%
	7150 52990 Recycling	645,642.70	657,851.47	677,185.00	449,301.19	675,000.00	690,500.00	2.0%
	7150 53120 Office Supplies	100.00	100.00	100.00	0.00	100.00	100.00	0.0%
	7150 53130 Printing/Photocopying	2,420.71	3,890.63	4,000.00	546.37	4,000.00	4,000.00	0.0%
	7150 53240 Membership Dues	165.00	165.00	165.00	165.00	165.00	165.00	0.0%
	7150 53260 Advertising	1,715.33	3,526.53	4,000.00	383.19	4,000.00	4,000.00	0.0%
	7150 53490 Other Operating Supplies	992.01	531.67	1,000.00	200.00	1,000.00	1,000.00	0.0%



Non-Departmental

Tax Assessment Refunds

Property & Liability Insurance

Unallocated Employee Benefits

Contingency

Tax Assessment Refunds

City of Waukesha - 2019 Annual Operating Budget

0100	General Fund	2016 Actuals	2017 Actuals	2018 Orig Bud	2018 YTD Actuals	2018 Projected	2019 Executive	PCT Change 2018-2019Orig
9456	Tax Assessment Refunds	101,941.53	125,203.15	70,000.00	45,492.45	74,600.00	85,000.00	21.4%
9456 55930	Assessment Refunds	79,573.80	110,706.44	50,000.00	45,401.92	50,000.00	50,000.00	0.0%
9456 57410	Bad Debt Expense	22,367.73	14,496.71	20,000.00	90.53	24,600.00	35,000.00	75.0%

Property & Liability Insurance

City of Waukesha - 2019 Annual Operating Budget

0100	General Fund	2016 Actuals	2017 Actuals	2018 Orig Bud	2018 YTD Actuals	2018 Projected	2019 Executive	PCT Change 2018-2019Orig
9525	Property and Liability Ins	1,346,865.66	1,461,063.32	1,251,703.00	1,247,123.92	1,293,818.00	1,330,504.00	6.3%
9525	78620 Property & Liability Ins	393,127.78	405,595.14	411,483.00	417,353.43	417,426.00	434,543.00	5.6%
9525	78630 Workers Compensation Ins	952,913.33	1,055,086.91	837,720.00	829,770.49	874,392.00	893,461.00	6.7%
9525	78650 Employee Safety Programs	824.55	381.27	2,500.00	0.00	2,000.00	2,500.00	0.0%

Unallocated Employee Benefits

City of Waukesha - 2019 Annual Operating Budget

0100	General Fund	2016 Actuals	2017 Actuals	2018 Orig Bud	2018 YTD Actuals	2018 Projected	2019 Executive	PCT Change 2018-2019Orig
9640	Unallocated Employee Benef	775,179.51	853,356.07	890,928.00	474,001.02	815,264.00	901,533.00	1.2%
9640	51520 Unfunded Protective Services P	16,203.96	15,640.63	16,204.00	6,751.65	16,204.00	16,204.00	0.0%
9640	52190 Other Professional Services	5,926.92	5,817.07	6,750.00	4,569.00	6,000.00	6,250.00	-7.4%
9640	78610 Employee Group Insurance	571,430.64	594,629.04	619,778.00	340,424.48	575,065.00	602,853.00	-2.7%
9640	89280 Transfer to Sick Leave Trust	181,617.99	237,269.33	248,196.00	122,255.89	217,995.00	276,226.00	11.3%

Contingency

City of Waukesha - 2019 Annual Operating Budget

0100 General Fund	2016 Actuals	2017 Actuals	2018 Orig Bud	2018 YTD Actuals	2018 Projected	2019 Executive	PCT Change 2018-2019Orig
9710 Reserve for Contingencies	0.00	0.00	200,000.00	0.00	0.00	326,295.00	63.1%
9710 89910 Contingency Fund	0.00	0.00	200,000.00	0.00	0.00	326,295.00	63.1%



General Fund Operating Transfers

City of Waukesha - 2019 Annual Operating Budget

0100 General Fund	2016 Actuals	2017 Actuals	2018 Orig Bud	2018 YTD Actuals	2018 Projected	2019 Executive	PCT Change 2018-2019Orig
9920 Transfer to Jan-Boree	15,000.00	15,000.00	15,000.00	15,000.00	15,000.00	15,000.00	0.0%
9920 89220 Transfer To Special Rev Fund	15,000.00	15,000.00	15,000.00	15,000.00	15,000.00	15,000.00	0.0%

City of Waukesha - 2019 Annual Operating Budget

0100 General Fund	2016 Actuals	2017 Actuals	2018 Orig Bud	2018 YTD Actuals	2018 Projected	2019 Executive	PCT Change 2018-2019Orig
9924 Trns to Cap Proj- Equipmen	0.00	1,038,728.00	1,195,648.00	1,195,648.00	1,195,648.00	1,195,648.00	0.0%
9924 89240 Transfer To Capital Projects	0.00	1,038,728.00	1,195,648.00	1,195,648.00	1,195,648.00	1,195,648.00	0.0%

City of Waukesha - 2019 Annual Operating Budget

0100 General Fund	2016 Actuals	2017 Actuals	2018 Orig Bud	2018 YTD Actuals	2018 Projected	2019 Executive	PCT Change 2018-2019Orig
9925 Transfer to Enterprise	0.00	88,661.00	88,661.00	88,661.00	88,661.00	88,661.00	0.0%
9925 89260 Transfer To Enterprise Funds	0.00	88,661.00	88,661.00	88,661.00	88,661.00	88,661.00	0.0%

City of Waukesha - 2019 Annual Operating Budget

0100 General Fund	2016 Actuals	2017 Actuals	2018 Orig Bud	2018 YTD Actuals	2018 Projected	2019 Executive	PCT Change 2018-2019Orig
9935 Transfer to Mass Transit	0.00	1,122,226.49	1,206,594.00	0.00	1,206,594.00	1,220,550.00	1.2%
9935 89260 Transfer To Enterprise Funds	0.00	1,122,226.49	1,206,594.00	0.00	1,206,594.00	1,220,550.00	1.2%



SPECIAL REVENUE FUNDS

The special revenue fund is an account established by a government to collect money that must be used for a specific project. Special Revenue Funds have an identified specific or “special” revenue source that is used to fund programs or capital projects. Listed below are special revenue funds at the City of Waukesha:

- Fire Historical Preservation
- Citywide Fiber Maintenance
- Park & Recreation Special Revenue Funds
- Carl Zach Cycling
- Oktoberfest
- Sponsorship (General) Events
- Public Works Impact Fees
- Parkland Dedication
- Library Impact Fees
- Police Department Impact Fees
- Civic Band
- Community Development Programs
- Library Café
- Winter JanBoree

Fire Historical Preservation

City of Waukesha - 2019 Annual Operating Budget

0206	Fire Historical Preservation	2016 Actuals	2017 Actuals	2018 Orig Bud	2018 YTD Actuals	2018 Projected	2019 Executive	PCT Change 2018-2019Orig
2286	Fire Historical Preservation	(649.03)	(1,605.59)	0.00	(990.69)	(771.00)	0.00	0.0%
2286	48110 Interest On Investments	(1.08)	(11.08)	(4.00)	0.00	(21.00)	(22.00)	450.0%
2286	48410 Private Donations	(862.32)	(1,600.00)	(296.00)	(1,550.00)	(1,550.00)	(100.00)	-66.2%
2286	49990 Appropriated Fund Balance Ap	0.00	0.00	0.00	0.00	0.00	(700.00)	0.0%
2286	52410 Vehicle Maintenance	214.37	5.49	300.00	559.31	800.00	822.00	174.0%
Grand Total		(649.03)	(1,605.59)	0.00	(990.69)	(771.00)	0.00	0.0%

Citywide Fiber Maintenance

City of Waukesha - 2019 Annual Operating Budget

0207	Citywide Fiber Maintenance	2016 Actuals	2017 Actuals	2018 Orig Bud	2018 YTD Actuals	2018 Projected	2019 Executive	PCT Change 2018-2019Orig
1918	Citywide Fiber Maintenance	(45,816.82)	(24,655.11)	0.00	(21,636.59)	(11,117.00)	(19,075.00)	-1907500.0%
1918	42210 State Shared Revenues	0.00	(15,000.00)	(15,000.00)	0.00	(15,000.00)	(15,000.00)	0.0%
1918	47450 I/S Services-Other Municipal	(19,776.70)	(29,824.22)	(51,385.00)	(53,258.76)	(61,385.00)	(62,664.00)	21.9%
1918	47452 I/S Services-Prop Funds	0.00	(1,866.00)	(1,866.00)	(1,600.50)	(1,866.00)	(8,518.00)	356.5%
1918	48110 Interest On Investments	(68.49)	(700.94)	(222.00)	0.00	(1,339.00)	(1,366.00)	515.3%
1918	49240 Transfers From Cap Project	(31,611.00)	0.00	0.00	0.00	0.00	0.00	0.0%
1918	52441 Fiber Maintenance	5,639.37	22,736.05	68,473.00	33,222.67	68,473.00	68,473.00	0.0%
Grand Total		(45,816.82)	(24,655.11)	0.00	(21,636.59)	(11,117.00)	(19,075.00)	-1907500.0%

Parks & Recreation Special Revenue Fund

City of Waukesha - 2019 Annual Operating Budget

0225	Park & Rec Spec Revenue Fnd Pr	2016 Actuals	2017 Actuals	2018 Orig Bud	2018 YTD Actuals	2018 Projected	2019 Executive	PCT Change 2018-2019Orig
5990	Park&Rec Spec Rev	148,170.02	49,870.14	36,326.00	17,054.50	19,365.00	(11,885.00)	-132.7%
5990	43290 Work Permits Revenue	(810.00)	(480.00)	(750.00)	(140.00)	(200.00)	(200.00)	-73.3%
5990	45810 WPRA Ticket Program	(20,551.64)	(18,880.25)	(23,500.00)	(13,245.50)	(20,000.00)	(20,000.00)	-14.9%
5990	45815 DNR Trail Pass Fees	(675.00)	(1,200.00)	(750.00)	(1,225.00)	(1,225.00)	(1,225.00)	63.3%
5990	45820 Park Ware Rev	(413.89)	(99.91)	0.00	0.00	0.00	0.00	0.0%
5990	45825 Rec Programs	(810,250.32)	(867,418.70)	(920,468.00)	(628,372.52)	(1,039,234.00)	(1,180,059.00)	28.2%
5990	45835 Spooka Special Events	0.00	(2,395.94)	(1,000.00)	0.00	(1,100.00)	(1,100.00)	10.0%
5990	45836 Operation Honor	(9,000.00)	(500.00)	0.00	0.00	0.00	0.00	0.0%
5990	45837 Carl Zach Cycling Classic	(20,550.00)	0.00	0.00	0.00	0.00	0.00	0.0%
5990	45838 Special Event New	(47,501.50)	0.00	0.00	0.00	0.00	0.00	0.0%
5990	48110 Interest On Investments	(1,495.85)	(566.19)	(1,917.00)	0.00	(1,082.00)	(1,103.00)	-42.5%
5990	48340 Recycling Revenue	(327.74)	(236.47)	(500.00)	(62.00)	(250.00)	(250.00)	-50.0%
5990	48410 Sponsorships - Recreation	(46,897.64)	(39,882.18)	(45,000.00)	(35,979.70)	(45,000.00)	(45,000.00)	0.0%
5990	48411 Spon-Adult Softball Facility	0.00	0.00	(50.00)	(316.30)	(325.00)	(325.00)	550.0%
5990	48415 Sponsorships-Parks/Forestry	(576.00)	(8,935.00)	(20,000.00)	(12,199.88)	(14,200.00)	(10,000.00)	-50.0%
5990	48425 Sponsorships - Seniors	(244.22)	(310.78)	(1,500.00)	(342.90)	(600.00)	(1,500.00)	0.0%
5990	48430 Sponsorships-Music in the Park	(7,500.00)	0.00	0.00	(46.80)	(47.00)	0.00	0.0%
5990	48433 Awards & Recognitions	(832.72)	(699.96)	(1,000.00)	(726.61)	(727.00)	(1,000.00)	0.0%
5990	48435 Financial Asst. Program	(535.45)	(555.75)	(700.00)	(253.35)	(600.00)	(600.00)	-14.3%
5990	48490 Miscellaneous Revenues	(1,219.79)	(955.43)	(1,000.00)	(492.15)	(1,000.00)	(1,000.00)	0.0%
5990	48491 Galaxy System discrepancies	(22.84)	87.72	0.00	(285.41)	0.00	0.00	0.0%
5990	51110 Salaries	65,495.69	78,219.98	111,869.00	77,922.39	111,869.00	144,441.00	29.1%
5990	51210 Wages Permanent	0.00	0.00	0.00	177.37	0.00	0.00	0.0%
5990	51220 Overtime	166.31	228.37	180.00	138.38	180.00	180.00	0.0%
5990	51250 Wages Temporary	522,659.27	560,716.59	577,457.00	381,250.78	644,740.00	698,396.00	20.9%
5990	51510 Social Security	15,185.15	18,104.57	18,756.00	14,051.68	18,756.00	24,214.00	29.1%
5990	51520 Retirement	8,222.62	9,791.31	9,464.00	8,181.97	9,464.00	12,667.00	33.8%

City of Waukesha - 2019 Annual Operating Budget

0225	Park & Rec Spec Revenue Fnd Pr	2016 Actuals	2017 Actuals	2018 Orig Bud	2018 YTD Actuals	2018 Projected	2019 Executive	PCT Change 2018-2019Orig
5990	51540 Health Insurance	12,210.24	13,819.06	23,717.00	16,489.30	23,717.00	31,990.00	34.9%
5990	51550 Life Insurance	222.24	230.73	264.00	242.00	330.00	331.00	25.4%
5990	51560 Dental Insurance	429.67	798.17	1,368.00	925.09	1,368.00	1,847.00	35.0%
5990	52190 Other Professional Services	48,404.50	37,651.95	18,500.00	8,954.90	27,533.00	19,550.00	5.7%
5990	52195 Credit Card Collection Fee	13,682.75	17,116.12	12,500.00	10,931.11	18,000.00	18,000.00	44.0%
5990	53135 Internal Printing	7,687.70	9,479.69	9,653.00	9,653.00	9,653.00	9,653.00	0.0%
5990	53190 I D Bureau Supplies	472.50	907.50	750.00	210.00	500.00	500.00	-33.3%
5990	53195 DNR Trail Pass Supplies	675.00	1,080.00	750.00	1,012.50	1,013.00	1,013.00	35.1%
5990	53350 Awards/Recognitions	4,681.06	3,901.45	5,400.00	2,905.23	5,400.00	5,400.00	0.0%
5990	53455 Vending Supplies	741.24	971.48	700.00	557.70	700.00	700.00	0.0%
5990	53460 Clothing And Uniforms	471.00	0.00	0.00	0.00	0.00	0.00	0.0%
5990	53490 WPRA Ticket Program	19,981.89	18,346.25	23,000.00	21,204.50	19,000.00	19,000.00	-17.4%
5990	53940 Sponsor Program - Recreation	44,832.47	38,481.59	40,000.00	13,136.55	40,000.00	40,000.00	0.0%
5990	53945 Sponsor Program - Parks/Forest	338.00	2,446.00	5,000.00	5,521.00	18,375.00	10,000.00	100.0%
5990	53947 Sponsorship-Music in the Park	7,585.04	1.88	0.00	0.00	0.00	0.00	0.0%
5990	53949 Sponsorship-Seniors	0.00	0.00	1,500.00	0.00	250.00	250.00	-83.3%
5990	53950 Rec. Program Expenses	128,287.64	130,110.08	134,025.00	101,756.28	154,803.00	158,075.00	17.9%
5990	53951 Spooka Special Events	654.35	704.27	660.00	0.00	700.00	700.00	6.1%
5990	53952 Operation Honor	8,177.20	0.00	0.00	0.00	0.00	0.00	0.0%
5990	53957 Carl Zach Cycling Classic	20,498.18	0.00	0.00	0.00	0.00	0.00	0.0%
5990	53958 Special Event new	43,235.15	828.24	0.00	0.00	0.00	0.00	0.0%
5990	55160 Workman's Comp Insurance	22,231.41	27,513.70	28,448.00	27,742.23	30,825.00	29,570.00	3.9%
5990	68190 Other Capital	13,186.31	21,450.00	30,500.00	7,778.66	7,779.00	25,000.00	-18.0%
5990	89220 Transfer To Special Rev Fund	7,160.04	0.00	0.00	0.00	0.00	0.00	0.0%
5990	89240 Transfer To Capital Projects	100,000.00	0.00	0.00	0.00	0.00	0.00	0.0%

City of Waukesha - 2019 Annual Operating Budget

0225	Park & Rec Spec Revenue Fnd Pr	2016 Actuals	2017 Actuals	2018 Orig Bud	2018 YTD Actuals	2018 Projected	2019 Executive	PCT Change 2018-2019Orig
5991	21st Century CLC Grant	0.00	0.00	0.00	64,109.16	0.00	0.00	0.0%
5991	42310 Federal Grants/ Aids	(101,107.88)	(98,028.59)	(50,000.00)	0.00	(53,850.00)	0.00	-100.0%
5991	51220 Overtime	0.00	224.44	0.00	0.00	0.00	0.00	0.0%
5991	51250 Wages Temporary	94,377.95	91,434.85	45,625.00	60,522.48	50,874.00	0.00	-100.0%
5991	51510 Social Security	1,851.45	1,379.81	662.00	973.12	844.00	0.00	-100.0%
5991	51520 Retirement	98.42	350.41	0.00	113.87	114.00	0.00	0.0%
5991	51550 Life Insurance	1.92	8.94	0.00	5.99	6.00	0.00	0.0%
5991	53950 Rec. Program Expenses	4,778.14	4,630.14	3,713.00	2,493.70	2,012.00	0.00	-100.0%

City of Waukesha - 2019 Annual Operating Budget

0225	Park & Rec Spec Revenue Fnd Pr	2016 Actuals	2017 Actuals	2018 Orig Bud	2018 YTD Actuals	2018 Projected	2019 Executive	PCT Change 2018-2019Orig
5992	21st Century CLC Grant Banting	0.00	0.00	0.00	55,470.96	0.00	0.00	0.0%
5992	42310 Federal Grants/ Aids	(84,056.72)	(100,289.35)	(100,000.00)	0.00	(100,000.00)	(50,000.00)	-50.0%
5992	51250 Wages Temporary	75,937.46	87,447.90	91,250.00	51,889.15	95,380.00	45,490.00	-50.1%
5992	51510 Social Security	1,405.70	1,262.65	1,323.00	749.24	1,652.00	660.00	-50.1%
5992	51520 Retirement	27.97	105.15	0.00	0.00	303.00	0.00	0.0%
5992	51550 Life Insurance	0.16	1.68	0.00	0.00	12.00	0.00	0.0%
5992	53950 Rec. Program Expenses	6,685.43	11,471.97	7,427.00	2,832.57	2,653.00	3,850.00	-48.2%
Grand Total		148,170.02	49,870.14	36,326.00	136,634.62	19,365.00	(11,885.00)	-132.7%

Carl Zach Cycling

City of Waukesha - 2019 Annual Operating Budget

0226 Carl Zach Cycling	2016 Actuals	2017 Actuals	2018 Orig Bud	2018 YTD Actuals	2018 Projected	2019 Executive	PCT Change 2018-2019Orig
5993 Carl Zach Cycling	(2,893.69)	(1,841.93)	0.00	(1,905.43)	(771.00)	0.00	0.0%
5993 48110 Interest On Investments	0.00	(89.78)	(8.00)	0.00	(171.00)	(175.00)	2087.5%
5993 48501 Event Sponsorships	0.00	(24,500.00)	(24,992.00)	(22,700.00)	(22,700.00)	(24,325.00)	-2.7%
5993 49220 Transfers From Special Rev F	(2,893.69)	0.00	0.00	0.00	0.00	0.00	0.0%
5993 53957 Carl Zach Expenses	0.00	22,747.85	25,000.00	20,794.57	22,100.00	24,500.00	-2.0%
Grand Total	(2,893.69)	(1,841.93)	0.00	(1,905.43)	(771.00)	0.00	0.0%

Oktoberfest

City of Waukesha - 2019 Annual Operating Budget

0227	Oktoberfest	2016 Actuals	2017 Actuals	2018 Orig Bud	2018 YTD Actuals	2018 Projected	2019 Executive	PCT Change 2018-2019Orig
5994	Oktoberfest	(4,266.35)	(6,446.85)	0.00	21,555.21	(8,814.00)	(10,320.00)	-1032000.0%
5994	46741 Event Sales	0.00	(84,287.50)	(39,988.00)	(8.55)	(85,000.00)	(85,000.00)	112.6%
5994	48110 Interest On Investments	0.00	(164.35)	(12.00)	0.00	(314.00)	(320.00)	2566.7%
5994	48501 Event Sponsorships	0.00	(3,550.00)	(5,000.00)	(47.00)	(3,500.00)	(5,000.00)	0.0%
5994	49220 Transfers From Special Rev F	(4,266.35)	0.00	0.00	0.00	0.00	0.00	0.0%
5994	53958 Oktoberfest Expense	0.00	81,555.00	45,000.00	21,610.76	80,000.00	80,000.00	77.8%
Grand Total		(4,266.35)	(6,446.85)	0.00	21,555.21	(8,814.00)	(10,320.00)	-1032000.0%

Sponsorship (General) Events

City of Waukesha - 2019 Annual Operating Budget

0228 Sponsorship (General) Events	2016 Actuals	2017 Actuals	2018 Orig Bud	2018 YTD Actuals	2018 Projected	2019 Executive	PCT Change 2018-2019Orig
5970 Operation Honor	0.00	(1,708.22)	0.00	250.47	(96.00)	(98.00)	-9800.0%
5970 48110 Interest On Investments	0.00	(50.30)	0.00	0.00	(96.00)	(98.00)	0.0%
5970 48501 Event Sponsorships	0.00	(6,500.00)	(6,000.00)	0.00	(6,000.00)	(6,000.00)	0.0%
5970 53959 Event Expenses	0.00	4,842.08	6,000.00	250.47	6,000.00	6,000.00	0.0%

City of Waukesha - 2019 Annual Operating Budget

0228 Sponsorship (General) Events	2016 Actuals	2017 Actuals	2018 Orig Bud	2018 YTD Actuals	2018 Projected	2019 Executive	PCT Change 2018-2019Orig
5971 Music in the Park	0.00	191.82	0.00	1,574.29	0.00	0.00	0.0%
5971 48501 Event Sponsorships	0.00	(12,600.00)	(16,000.00)	(6,250.00)	(12,600.00)	(13,000.00)	-18.8%
5971 53959 Event Expenses	0.00	12,791.82	16,000.00	7,824.29	12,600.00	13,000.00	-18.8%

City of Waukesha - 2019 Annual Operating Budget

0228 Sponsorship (General) Events	2016 Actuals	2017 Actuals	2018 Orig Bud	2018 YTD Actuals	2018 Projected	2019 Executive	PCT Change 2018-2019Orig
5972 Monday Night Movies	0.00	(3,540.75)	0.00	(130.88)	(200.00)	0.00	0.0%
5972 48501 Event Sponsorships	0.00	(4,675.00)	(5,000.00)	(1,520.00)	(1,600.00)	(2,500.00)	-50.0%
5972 53959 Event Expenses	0.00	1,134.25	5,000.00	1,389.12	1,400.00	2,500.00	-50.0%

City of Waukesha - 2019 Annual Operating Budget

0228	Sponsorship (General) Events	2016 Actuals	2017 Actuals	2018 Orig Bud	2018 YTD Actuals	2018 Projected	2019 Executive	PCT Change 2018-2019Orig
5973	Volunteers on the Go	0.00	(6,000.00)	0.00	5,725.70	(275.00)	0.00	0.0%
5973	48501 Event Sponsorships	0.00	(6,000.00)	0.00	0.00	(6,000.00)	0.00	0.0%
5973	53959 Event Expenses	0.00	0.00	0.00	5,725.70	5,725.00	0.00	0.0%
Grand Total		0.00	(11,057.15)	0.00	7,419.58	(571.00)	(98.00)	-9800.0%

Public Works Impact Fees

City of Waukesha - 2019 Annual Operating Budget

0230	Public Works Impact Fees	2016 Actuals	2017 Actuals	2018 Orig Bud	2018 YTD Actuals	2018 Projected	2019 Executive	PCT Change 2018-2019Orig
3311	Subdivider Fees	(3,794.38)	(8,693.23)	(6,100.00)	(4,614.00)	(16,607.00)	83,057.00	-1461.6%
3311	46471 Sanitary Sewer Deposits	0.00	0.00	0.00	(4,614.00)	0.00	0.00	0.0%
3311	46480 Subd Deposits-Applied	(343,590.86)	0.00	0.00	0.00	0.00	0.00	0.0%
3311	48110 Interest On Investments	(3,794.38)	(8,693.23)	(6,100.00)	0.00	(16,607.00)	(16,943.00)	177.8%
3311	89240 Transfer To Capital Projects	13,310.86	0.00	0.00	0.00	0.00	100,000.00	0.0%
3311	89260 Transfer To Enterprise Funds	330,280.00	0.00	0.00	0.00	0.00	0.00	0.0%
Grand Total		(3,794.38)	(8,693.23)	(6,100.00)	(4,614.00)	(16,607.00)	83,057.00	-1461.6%

Parkland Dedication

City of Waukesha - 2019 Annual Operating Budget

0240 Parkland Development Impact Fe	2016 Actuals	2017 Actuals	2018 Orig Bud	2018 YTD Actuals	2018 Projected	2019 Executive	PCT Change 2018-2019Orig
5540 Parkland Dedication Fees	(1,185.72)	(1,658.21)	(1,848.00)	0.00	(5,287.00)	(5,394.00)	191.9%
5540 46480 Parkland Deposits - Applied	0.00	(46,105.00)	0.00	0.00	0.00	0.00	0.0%
5540 48110 Interest On Investments	(1,185.72)	(2,767.76)	(1,848.00)	0.00	(5,287.00)	(5,394.00)	191.9%
5540 89240 Transfer To Capital Projects	0.00	47,214.55	0.00	0.00	0.00	0.00	0.0%
Grand Total	(1,185.72)	(1,658.21)	(1,848.00)	0.00	(5,287.00)	(5,394.00)	191.9%

Library Impact Fees

City of Waukesha - 2019 Annual Operating Budget

0241	Library Impact Fees	2016 Actuals	2017 Actuals	2018 Orig Bud	2018 YTD Actuals	2018 Projected	2019 Executive	PCT Change 2018-2019Orig
5180	Library Impact Fees	(10.31)	(134.93)	(19.00)	0.00	(258.00)	(263.00)	1284.2%
5180 48110	Interest On Investments	(10.31)	(134.93)	(19.00)	0.00	(258.00)	(263.00)	1284.2%
Grand Total		(10.31)	(134.93)	(19.00)	0.00	(258.00)	(263.00)	1284.2%

Police Impact Fees

City of Waukesha - 2019 Annual Operating Budget

0242 Police Impact Fee	2016 Actuals	2017 Actuals	2018 Orig Bud	2018 YTD Actuals	2018 Projected	2019 Executive	PCT Change 2018-2019Orig
2180 Police Impact Fees	(59.92)	(171.55)	(97.00)	0.00	(328.00)	(334.00)	244.3%
2180 46480 Deposits-Applied	0.00	(6,355.00)	0.00	0.00	0.00	0.00	0.0%
2180 48110 Interest On Investments	(59.92)	(171.55)	(97.00)	0.00	(328.00)	(334.00)	244.3%
2180 89240 Transfer To Capital Projects	0.00	6,355.00	0.00	0.00	0.00	0.00	0.0%
Grand Total	(59.92)	(171.55)	(97.00)	0.00	(328.00)	(334.00)	244.3%

Civic Band

City of Waukesha - 2019 Annual Operating Budget

0243	Civic Band Donation Fund	2016 Actuals	2017 Actuals	2018 Orig Bud	2018 YTD Actuals	2018 Projected	2019 Executive	PCT Change 2018-2019Orig
5580	Civic Band	4,394.25	1,894.45	3,444.00	5,486.99	5,341.00	0.00	-100.0%
5580	48110 Interest On Investments	(146.90)	(171.61)	(198.00)	0.00	(328.00)	(334.00)	68.7%
5580	48410 Private Donations-Lighted Do	(14,103.05)	(14,905.00)	(17,000.00)	(11,024.00)	(12,000.00)	(13,111.00)	-22.9%
5580	51250 Wages Temporary	16,630.00	15,765.00	18,525.00	14,930.00	16,005.00	11,700.00	-36.8%
5580	51510 Social Security	1,250.53	1,206.06	1,417.00	1,142.21	1,225.00	895.00	-36.8%
5580	52190 Other Professional Services	212.00	0.00	0.00	0.00	0.00	0.00	0.0%
5580	53130 Printing/Photocopying	271.69	0.00	300.00	438.78	439.00	450.00	50.0%
5580	53490 Other Operating Supplies	279.98	0.00	400.00	0.00	0.00	400.00	0.0%
Grand Total		4,394.25	1,894.45	3,444.00	5,486.99	5,341.00	0.00	-100.0%

Community Development Programs

City of Waukesha - 2019 Annual Operating Budget

0244	Community Development Program	2016 Actuals	2017 Actuals	2018 Orig Bud	2018 YTD Actuals	2018 Projected	2019 Executive	PCT Change 2018-2019Orig
5581	Community Development Programs	(3,012.03)	712.76	0.00	(1,030.29)	(80.00)	0.00	0.0%
5581	48110 Interest On Investments	(15.03)	(42.11)	0.00	0.00	(80.00)	(82.00)	0.0%
5581	48410 Private Donations	(4,100.00)	(431.00)	0.00	(8,931.37)	(8,000.00)	(3,000.00)	0.0%
5581	53490 Other Operating Supplies	1,103.00	1,185.87	0.00	7,901.08	8,000.00	3,082.00	0.0%
Grand Total		(3,012.03)	712.76	0.00	(1,030.29)	(80.00)	0.00	0.0%

Library Café

City of Waukesha - 2019 Annual Operating Budget

0265 Library CAFE Fund	2016 Actuals	2017 Actuals	2018 Orig Bud	2018 YTD Actuals	2018 Projected	2019 Executive	PCT Change 2018-2019Orig
5165 Library CAFÉ Rev/Exp	247.77	(356.93)	0.00	18,653.33	(543.00)	0.00	0.0%
5165 42770 Other CAFE Members Share	(93,286.40)	(93,819.82)	(95,585.00)	(47,510.00)	(96,570.00)	(97,840.00)	2.4%
5165 51110 Salaries	73,757.57	74,946.82	77,116.00	53,183.34	77,116.00	78,851.00	2.2%
5165 51510 Social Security	5,578.94	5,671.93	5,899.00	4,025.94	5,838.00	6,032.00	2.3%
5165 51520 Retirement	4,873.68	5,093.39	5,167.00	3,563.28	5,167.00	5,165.00	0.0%
5165 51540 Health Insurance	6,579.63	6,335.94	6,336.00	4,386.42	6,336.00	6,336.00	0.0%
5165 51550 Life Insurance	116.10	173.93	130.00	147.29	213.00	244.00	87.7%
5165 51560 Dental Insurance	386.37	372.06	372.00	257.58	372.00	372.00	0.0%
5165 53240 Membership Dues	119.00	119.00	105.00	147.00	147.00	150.00	42.9%
5165 53250 Conference And Training	2,062.40	340.54	240.00	247.00	284.00	140.00	-41.7%
5165 53320 Employee Auto Allowance	60.48	409.28	220.00	205.48	554.00	550.00	150.0%
Grand Total	247.77	(356.93)	0.00	18,653.33	(543.00)	0.00	0.0%

JanBoree Special Revenue

City of Waukesha - 2019 Annual Operating Budget

0270 Festival & Special Activities	2016 Actuals	2017 Actuals	2018 Orig Bud	2018 YTD Actuals	2018 Projected	2019 Executive	PCT Change 2018-2019Orig
5920 Janboree	(951.44)	2,640.42	3,569.00	(10,897.97)	(7,053.00)	0.00	-100.0%
5920 45820 Park Ware Rev	(5,286.58)	(1,481.49)	(9,000.00)	(7,600.00)	(7,600.00)	(7,600.00)	-15.6%
5920 45830 Entry Fees	(425.00)	(120.00)	(500.00)	(520.00)	(520.00)	(500.00)	0.0%
5920 45870 Recreation Fees-Concessions	(2,873.60)	(38.22)	(3,000.00)	(10,445.00)	(10,445.00)	(5,692.00)	89.7%
5920 48110 Interest On Investments	(89.77)	(201.79)	(166.00)	0.00	(385.00)	(393.00)	136.7%
5920 49210 Transfers From General Fund	(15,000.00)	(15,000.00)	(15,000.00)	(15,000.00)	(15,000.00)	(15,000.00)	0.0%
5920 51250 Wages Temporary	1,562.50	1,052.50	2,400.00	1,643.50	2,400.00	2,400.00	0.0%
5920 51510 Social Security	20.68	15.25	35.00	20.17	35.00	35.00	0.0%
5920 52190 Other Professional Services	6,535.00	8,389.60	10,300.00	11,265.26	11,266.00	11,250.00	9.2%
5920 52990 State Mfg Assessment Fee	244.83	240.00	1,000.00	69.50	70.00	500.00	-50.0%
5920 53130 Printing/Photocopying	2,310.00	2,244.00	3,000.00	465.49	3,500.00	3,500.00	16.7%
5920 53260 Advertising	7,786.54	5,123.09	10,900.00	6,078.01	6,500.00	8,000.00	-26.6%
5920 53455 Concession Supplies	0.00	878.52	0.00	0.00	0.00	0.00	0.0%
5920 53490 Other Operating Supplies	3,816.32	493.46	2,500.00	686.97	687.00	1,000.00	-60.0%
5920 55330 Equipment Rental	447.64	1,045.50	1,100.00	2,438.13	2,439.00	2,500.00	127.3%
Grand Total	(951.44)	2,640.42	3,569.00	(10,897.97)	(7,053.00)	0.00	-100.0%



DEBT SERVICE FUNDS

Debt Service funds are set up to account for the accumulation of resources used for the payment of principal and interest on all "general obligation debt", other than that serviced by Enterprise Funds. Debt Service Funds are typically used for capital projects, equipment and fleet, as described in the City of Waukesha Community Investment Program.

City of Waukesha - 2019 Annual Operating Budget

0300 Debt Service	2016 Actuals	2017 Actuals	2018 Orig Bud	2018 YTD Actuals	2018 Projected	2019 Executive	PCT Change 2018-2019Orig
8100 General Debt Service	29,612.37	310,240.06	0.00	(14,157,534.25)	(632,755.00)	0.00	0.0%
8100 41110 Taxes-R.E. & P.P	(10,850,217.00)	(12,619,544.00)	(14,110,288.00)	(14,110,288.00)	(14,110,288.00)	(14,858,332.00)	5.3%
8100 48110 Interest On Investments	(10,015.16)	(89,013.89)	(25,000.00)	0.00	(170,047.00)	(75,000.00)	200.0%
8100 49120 Proceeds of Refunding Bonds	(6,024,429.00)	(4,360,000.00)	(3,180,000.00)	(3,150,000.00)	(3,150,000.00)	0.00	-100.0%
8100 49125 Premium Revenue - Bonds	(829,872.82)	(665,095.73)	(20,000.00)	(1,322,278.42)	(1,322,278.00)	0.00	-100.0%
8100 49990 Appropriated Fund Balance Ap	0.00	0.00	(495,360.00)	0.00	0.00	(556,550.00)	12.4%
8100 56110 Debt Principal	9,368,890.55	15,460,660.72	15,376,298.00	3,209,832.00	15,376,298.00	12,827,592.00	-16.6%
8100 56190 Refunding-Payment To Escrow	5,588,925.31	0.00	0.00	0.00	0.00	0.00	0.0%
8100 56210 Debt Interest Expense	2,453,987.27	2,354,900.19	2,353,850.00	1,165,794.81	2,616,072.00	2,592,793.00	10.2%
8100 56910 Bond Paying Agent Fees	3,793.03	4,686.66	5,500.00	2,417.86	5,500.00	5,500.00	0.0%
8100 56990 Issue Costs-Refunding	62,332.19	65,646.11	20,000.00	46,987.50	46,988.00	0.00	-100.0%
8100 89260 Transfer To Enterprise Funds	266,218.00	158,000.00	75,000.00	0.00	75,000.00	63,997.00	-14.7%
Grand Total	29,612.37	310,240.06	0.00	(14,157,534.25)	(632,755.00)	0.00	0.0%



ENTERPRISE FUNDS

An enterprise fund is a fund that is established to account for operations of the City that are financed and operated in a manner similar to private business enterprises – where the intent is that the costs of providing goods or services to the general public on a continuing basis be financed or recovered primarily through user charges or sales. Enterprise Funds at the City of Waukesha are the following:

- Parking Utility
- Clean Water Plant
- Prairie Home Cemetery
- Clean Water– Return Flow
- Waukesha Transit System

Parking Utility

2019 Proposed Budget:
\$622,544

Responsible for operating and maintaining the City's parking garages and parking lots

2018 ACCOMPLISHMENTS



Added additional business accounts and expanded reserved parking to increase revenue



Collaborated with Community Development on marketing of the parking ramps



Working through new Parking AdHoc Committee Unified Surface Lot regulations

TOTAL EXPENDITURES

	2015 Actual	2016 Actual	2017 Actual	2018 Estimated	2019 Proposed
Personnel	\$344,873	\$274,398	\$290,959	\$313,937	\$365,093
Operating	\$326,486	\$234,694	\$233,324	\$251,315	\$257,451
TOTAL	\$671,359	\$509,092	\$524,283	\$565,252	\$622,544

STAFFING (FTE)

	2017	2018 estimated	2019 Proposed
Parking Supervisor	1	1	1
Parking Clerk	.72	.5	.5
Parking Enforcement Supervisor	1	1	1
Parking Enforcement Agent	2.20	2.20	2.39
Security	-	-	.36
TOTAL	4.92	4.70	5.25

PERFORMANCE METRICS

	2015	2016	2017	2018 Estimated
Number of City maintained parking spaces in lots or ramp	1,717	1,717	1,717	1,717
Fees Revenue Generated from Parking Tickets	\$354,000	\$395,000	\$374,000	\$325,000
Parking Fees Revenue Generated from Permits	\$373,000	\$385,000	\$400,000	\$400,000

2019 GOALS



Advance the CIP to make needed structural repairs to South St. Ramp

Strategic Plan Goal: Customer Focused



Evaluate current marketing to increase parking revenue

Strategic Plan Goal: Safe and Secure



Increase parking enforcement in City owned lots

Strategic Plan Goal: Customer Focused

City of Waukesha - 2019 Annual Operating Budget

0602 DPW/Parking Utility Division	2016 Actuals	2017 Actuals	2018 Orig Bud	2018 YTD Actuals	2018 Projected	2019 Executive	PCT Change 2018-2019Orig
7700 Administration and General	(195,164.31)	(183,602.82)	(126,508.00)	(81,008.52)	(134,873.00)	(110,834.00)	-12.4%
7700 45522 Parking Ramp	(178,767.78)	(187,765.15)	(160,000.00)	(115,743.27)	(168,000.00)	(168,000.00)	5.0%
7700 45523 St. Paul Ramp Revenue	(26,113.07)	(21,634.50)	(30,000.00)	(12,178.00)	(17,200.00)	(17,200.00)	-42.7%
7700 45530 Parking Lot	(84,203.19)	(88,162.92)	(55,000.00)	(47,771.96)	(64,000.00)	(67,000.00)	21.8%
7700 45540 Overnight St Parking Permits	(96,132.56)	(101,689.12)	(105,000.00)	(73,686.09)	(105,000.00)	(105,000.00)	0.0%
7700 47431 Security Services	0.00	0.00	0.00	0.00	(4,995.00)	(14,984.00)	0.0%
7700 48110 Interest On Investments	(1,587.82)	(2,385.46)	(2,461.00)	0.00	(4,557.00)	(4,649.00)	88.9%
7700 48125 Interest on Account	0.00	0.00	0.00	(45.28)	(46.00)	0.00	0.0%
7700 48330 Sale of City Property	0.00	3.56	0.00	0.00	0.00	0.00	0.0%
7700 51110 Salaries	80,054.86	59,519.27	65,505.00	43,906.08	63,187.00	68,753.00	5.0%
7700 51180 Accrued Vacation	(706.87)	381.99	0.00	0.00	0.00	0.00	0.0%
7700 51190 Sick Leave Accrual	(40,881.30)	8,919.92	0.00	0.00	0.00	0.00	0.0%
7700 51210 Wages Permanent	22,065.91	21,006.60	19,508.00	15,783.81	19,508.00	49,363.00	153.0%
7700 51220 Overtime	22.54	94.70	0.00	0.00	0.00	0.00	0.0%
7700 51250 Wages Temporary	0.00	0.00	2,000.00	0.00	0.00	2,000.00	0.0%
7700 51510 Social Security	7,219.93	5,058.88	5,323.00	3,726.35	5,323.00	6,004.00	12.8%
7700 51520 Retirement	6,231.23	4,045.06	4,215.00	2,941.67	4,215.00	4,333.00	2.8%
7700 51525 Retirement-GASB 68	17,015.00	12,051.00	25,000.00	0.00	25,000.00	25,000.00	0.0%
7700 51540 Health Insurance	23,595.70	2,600.00	0.00	1,800.00	2,600.00	0.00	0.0%
7700 51550 Life Insurance	330.54	87.36	106.00	83.16	106.00	114.00	7.5%
7700 51560 Dental Insurance	1,315.50	0.00	0.00	0.00	0.00	0.00	0.0%
7700 52130 Accounting And Auditing	6,888.00	6,888.00	6,888.00	6,888.00	6,888.00	6,888.00	0.0%
7700 52190 Other Professional Services	0.00	9,850.50	10,000.00	6,496.47	8,603.00	10,000.00	0.0%
7700 52195 Credit Card Collection Fee	9,905.17	10,127.56	7,500.00	5,816.47	9,970.00	10,000.00	33.3%
7700 52250 Telephone	4,422.32	2,106.85	900.00	1,281.05	1,700.00	1,800.00	100.0%
7700 52430 Computer Hardware Maint	38,013.77	59,299.00	63,671.00	65,700.58	65,701.00	63,671.00	0.0%
7700 53110 Postage and Box Rent	64.34	56.05	75.00	5.64	50.00	50.00	-33.3%

City of Waukesha - 2019 Annual Operating Budget

0602	DPW/Parking Utility Division	2016 Actuals	2017 Actuals	2018 Orig Bud	2018 YTD Actuals	2018 Projected	2019 Executive	PCT Change 2018-2019Orig
7700	53120 Office Supplies	565.66	287.50	800.00	588.22	800.00	800.00	0.0%
7700	53130 Printing/Photocopying	1,373.15	1,000.00	2,000.00	1,000.00	2,000.00	2,500.00	25.0%
7700	53135 Internal Printing	2,096.95	2,098.01	2,005.00	2,005.00	2,005.00	2,005.00	0.0%
7700	53250 Conference And Training	0.00	0.00	0.00	0.00	0.00	300.00	0.0%
7700	53320 Employee Auto Allowance	41.58	0.00	0.00	0.00	0.00	0.00	0.0%
7700	55160 Workman's Comp Insurance	9,515.91	10,189.49	8,076.00	7,911.08	8,790.00	9,869.00	22.2%
7700	55190 General Liability Insurance	2,490.22	2,363.03	2,381.00	2,482.50	2,479.00	2,549.00	7.1%

City of Waukesha - 2019 Annual Operating Budget

0602	DPW/Parking Utility Division	2016 Actuals	2017 Actuals	2018 Orig Bud	2018 YTD Actuals	2018 Projected	2019 Executive	PCT Change 2018-2019Orig
	7710 Parking Enforcement	(215,404.75)	(160,153.42)	(99,792.00)	(88,539.53)	(90,940.00)	(126,636.00)	26.9%
	7710 44120 Parking Fines	(395,227.43)	(373,892.39)	(325,000.00)	(245,802.93)	(325,000.00)	(375,000.00)	15.4%
	7710 51170 Accrued Compensatory time	363.40	(59.69)	0.00	0.00	0.00	0.00	0.0%
	7710 51180 Accrued Vacation	658.58	(1,182.10)	0.00	0.00	0.00	0.00	0.0%
	7710 51210 Wages Permanent	129,150.49	149,475.16	163,968.00	106,434.11	163,968.00	178,732.00	9.0%
	7710 51220 Overtime	89.07	308.39	400.00	198.29	250.00	400.00	0.0%
	7710 51510 Social Security	7,195.26	8,267.87	9,016.00	6,014.03	9,016.00	9,497.00	5.3%
	7710 51520 Retirement	5,820.86	6,835.54	7,168.00	4,932.77	7,168.00	7,289.00	1.7%
	7710 51540 Health Insurance	13,159.26	12,671.88	12,672.00	8,772.84	12,672.00	12,672.00	0.0%
	7710 51550 Life Insurance	121.32	133.32	180.00	100.50	180.00	192.00	6.7%
	7710 51560 Dental Insurance	772.74	744.12	744.00	515.16	744.00	744.00	0.0%
	7710 51580 Unemployment Compensation	804.23	0.00	0.00	0.00	0.00	0.00	0.0%
	7710 52140 Data Processing-External	3,000.00	13,000.00	8,000.00	16,000.00	16,000.00	16,000.00	100.0%
	7710 52410 Vehicle Maintenance	544.58	109.59	700.00	776.94	800.00	700.00	0.0%
	7710 53110 Postage and Box Rent	0.00	469.26	0.00	836.95	1,200.00	1,300.00	0.0%
	7710 53130 Printing/Photocopying	2,269.74	3,835.28	2,500.00	2,257.93	2,500.00	1,500.00	-40.0%
	7710 53460 Clothing And Uniforms	1,258.18	1,476.11	1,600.00	373.38	1,600.00	2,050.00	28.1%
	7710 53510 Gasoline; Oil; Grease Etc.	4,691.76	4,599.01	5,499.00	2,656.42	5,000.00	5,499.00	0.0%
	7710 53520 Tires	315.64	694.00	400.00	0.00	400.00	400.00	0.0%
	7710 55120 Auto And Fleet Insurance	0.00	217.32	241.00	159.79	160.00	153.00	-36.5%
	7710 89280 Transfer to Sick Leave Trust	9,607.57	12,143.91	12,120.00	7,234.29	12,402.00	11,236.00	-7.3%

City of Waukesha - 2019 Annual Operating Budget

0602	DPW/Parking Utility Division	2016 Actuals	2017 Actuals	2018 Orig Bud	2018 YTD Actuals	2018 Projected	2019 Executive	PCT Change 2018-2019Orig
7720	Parking Ramp #1	35,303.04	28,839.90	34,681.00	21,619.57	38,129.00	41,386.00	19.3%
7720	48440 Ins Recoveries Prop Damage	(3,045.54)	(1,665.00)	(3,045.00)	210.00	0.00	0.00	-100.0%
7720	52210 Water And Sewer	200.72	190.78	205.00	149.47	198.00	225.00	9.8%
7720	52220 Electric	23,189.69	18,717.73	22,826.00	12,182.72	22,826.00	23,200.00	1.6%
7720	52230 Sewer	109.76	101.60	105.00	63.71	105.00	115.00	9.5%
7720	52420 Machinery And Equip Maint	1,605.61	1,446.00	2,000.00	1,212.20	2,000.00	5,000.00	150.0%
7720	52450 Grounds Maintenance & Impr	2,026.43	1,716.49	1,000.00	1,136.32	1,000.00	1,000.00	0.0%
7720	52470 Building Maintenance	7,509.78	4,873.91	8,000.00	2,815.03	8,000.00	8,000.00	0.0%
7720	53440 Janitorial Supplies	321.09	5.98	150.00	0.00	150.00	150.00	0.0%
7720	55110 Property And Boiler Insuranc	3,385.50	3,452.41	3,440.00	3,850.12	3,850.00	3,696.00	7.4%

City of Waukesha - 2019 Annual Operating Budget

0602	DPW/Parking Utility Division	2016 Actuals	2017 Actuals	2018 Orig Bud	2018 YTD Actuals	2018 Projected	2019 Executive	PCT Change 2018-2019Orig
7730	Parking Ramp #2/Transit Ct	(83,869.35)	1,959.42	85,740.00	37,263.26	76,580.00	78,031.00	-9.0%
7730	49230 Transfers From Debt Service	(200,000.00)	(90,000.00)	(7,000.00)	0.00	0.00	0.00	-100.0%
7730	52210 Water And Sewer	2,090.89	1,111.22	1,210.00	261.18	700.00	750.00	-38.0%
7730	52220 Electric	17,783.48	13,962.12	17,170.00	4,231.75	17,000.00	17,427.00	1.5%
7730	52230 Sewer	305.07	876.85	454.00	138.94	454.00	500.00	10.1%
7730	52240 Heat	1,173.12	776.85	1,182.00	290.83	1,182.00	1,200.00	1.5%
7730	52420 Machinery And Equip Maint	3,970.74	4,531.08	5,000.00	0.00	5,000.00	5,000.00	0.0%
7730	52450 Grounds Maintenance & Impr	19,324.41	17,022.14	19,000.00	11,919.67	19,000.00	19,000.00	0.0%
7730	52470 Building Maintenance	28,217.45	23,005.60	30,000.00	13,204.59	30,000.00	30,000.00	0.0%
7730	53440 Janitorial Supplies	466.97	0.00	550.00	0.00	550.00	550.00	0.0%
7730	55110 Property And Boiler Insuranc	3,591.82	3,371.53	3,358.00	2,654.26	2,654.00	3,604.00	7.3%
7730	56210 Interest on Debt	15,037.16	15,109.00	6,420.00	4,523.53	0.00	0.00	-100.0%
7730	56910 Bond Paying Agent Fees	33.76	44.04	35.00	38.51	40.00	0.00	-100.0%
7730	89390 Loss On Early Retirement of	24,135.78	12,148.99	8,361.00	0.00	0.00	0.00	-100.0%

City of Waukesha - 2019 Annual Operating Budget

0602 DPW/Parking Utility Division	2016 Actuals	2017 Actuals	2018 Orig Bud	2018 YTD Actuals	2018 Projected	2019 Executive	PCT Change 2018-2019Orig
7790 Capital Improvements	202,073.16	185,242.54	199,801.00	49,492.30	103,053.00	40,000.00	-80.0%
7790 49110 Proceeds of Long Term Debt	0.00	0.00	0.00	0.00	0.00	(1,400,000.00)	0.0%
7790 55410 Provision For Depreciation	170,109.39	175,747.54	169,801.00	0.00	0.00	0.00	-100.0%
7790 68190 Other Capital	26,463.77	0.00	0.00	33,053.00	33,053.00	0.00	0.0%
7790 68220 Buildings	5,500.00	9,495.00	30,000.00	16,439.30	70,000.00	1,440,000.00	4700.0%
Grand Total	(257,062.21)	(127,714.38)	93,922.00	(61,172.92)	(8,051.00)	(78,053.00)	-183.1%

Clean Water Plant

2019 Proposed Budget:
\$7,366,724

Responsible for operating and maintaining the City's wastewater treatment plant and collection system. This includes maintaining all remote pumping stations in compliance with all permit parameters.

2018 ACCOMPLISHMENTS



Scored an "A" rating for previous operating year (2017) on DNR Compliance Maintenance Annual Report (CMAR)



Finished a complete rewrite of the Chapter 29 Sewer Use Ordinance



Closed out the major facility upgrade project 1% under the \$41,800,000 budget

TOTAL EXPENDITURES

	2015 Actual	2016 Actual	2017 Actual	2018 Estimated	2019 Proposed
Personnel	\$2,989,600	\$3,138,352	\$3,071,284	\$3,125,666	\$3,517,247
Operating	\$3,350,801	\$3,354,698	\$3,340,361	\$3,524,288	\$3,849,477
TOTAL	\$6,340,401	\$6,493,050	\$6,411,645	\$6,649,954	\$7,366,724

STAFFING (FTE)

	2017	2018 estimated	2019 Proposed
Manager	1	1	1
Supervisor (Maintenance, Process Control & Streets)	2.75	2.75	2.75
Pretreatment (coordinator, lab tech, sampling tech)	4	4	4
Operator	13	13	13
Engineer	1	1	1
Life Station Maintainer	2	2	1
Stockroom Attendant	1	1	1
SCADA Tech	1	1	1
Equipment Operator	6.8	6.8	6.8
Administrative Assistant	.72	.72	1
Total	33.27	33.27	32.55

PERFORMANCE METRICS

	2015	2016	2017	2018 Estimated
#of Sewer Pump Stations Maintained	40	40	40	40
Feet of sewer lined/replaced	4,793	19,341	30,915	16,896
# of manholes rehabilitated	234	150	206	234
# of gallons of sewage treated (in millions of gallons)	2,989.20	3,475.30	3,992.60	3,592.54
Flow (average million gallons per day)	8.189	9.521	10.851	10.713
Treated Water Quality, % Biological Oxygen Demand Removal	99.22	99.06	99.11	99.1
Treated Water Quality, % Total Suspended Solids Removal	99.38	99.65	99.54	99.64
Treated Water Quality, % Total Phosphorus Removal	95.96	98.92	97.97	98.5

2019 GOALS



Achieve an "A" rating for current operating year (2018) on the DNR CMAR
Strategic Plan Goal: Well Planned, Sustainable, and Environmentally Diverse



Eliminate two pump stations and 9,732 feet of iron force main in collection system
Strategic Plan Goal: Well Managed/Financially Sound



Establish chloride optimization program targeting 3,550 (22%) of softeners to be "optimized" for salt use
Strategic Plan Goal: Well Planned, Sustainable, and Environmentally Diverse

City of Waukesha - 2019 Annual Operating Budget

0603	Clean Water Plant	2016 Actuals	2017 Actuals	2018 Orig Bud	2018 YTD Actuals	2018 Projected	2019 Executive	PCT Change 2018-2019Orig
7380	Sewer Administration	(11,354,452.41)	(12,363,453.29)	(12,563,998.00)	(6,792,300.75)	(13,414,087.00)	(14,007,384.00)	11.5%
7380	45611 Sewer-Residential	(5,911,998.75)	(6,297,547.27)	(6,682,440.00)	(3,833,758.57)	(6,980,826.00)	(7,300,565.00)	9.2%
7380	45612 Sewer-Commercial	(1,945,581.25)	(2,014,566.32)	(2,259,174.00)	(1,212,072.60)	(2,201,028.00)	(2,468,147.00)	9.2%
7380	45613 Sewer-Industrial	(1,862,227.04)	(2,346,384.23)	(2,228,750.00)	(1,172,227.63)	(2,485,977.00)	(2,434,909.00)	9.2%
7380	45614 Sewer-Public	(405,523.78)	(425,167.65)	(472,427.00)	(250,073.60)	(459,426.00)	(516,127.00)	9.3%
7380	45615 Sewer-Apartments	(2,149,385.15)	(2,332,734.82)	(2,447,438.00)	(1,455,056.43)	(2,554,059.00)	(2,673,826.00)	9.2%
7380	45619 Sewer-Delinquent Fees/Adjts	(118,787.42)	(136,881.80)	(60,000.00)	(50,249.83)	(81,000.00)	(60,000.00)	0.0%
7380	45620 Sewer-Connection Fees	(552,979.00)	(266,816.00)	(60,000.00)	(125,454.00)	(130,000.00)	(60,000.00)	0.0%
7380	45630 Septic Charges	(553,054.27)	(490,742.73)	(541,659.00)	(238,123.97)	(452,765.00)	(591,762.00)	9.2%
7380	45640 Wales Discharge	(33,230.61)	(103,507.02)	(100,000.00)	(74,506.78)	(149,012.00)	(149,000.00)	49.0%
7380	48110 Interest On Investments	(107,650.49)	(231,287.77)	(165,169.00)	(23,269.77)	(409,103.00)	(417,372.00)	152.7%
7380	48111 Unrealized Gain/(Loss) on B	(3,220.00)	0.00	0.00	0.00	0.00	0.00	0.0%
7380	48112 Investment Fees	1,842.14	206.29	250.00	0.00	0.00	0.00	-100.0%
7380	48125 Interest on Account	0.00	0.00	0.00	(393.63)	(500.00)	0.00	0.0%
7380	48330 Sale of City Property	(22,682.15)	0.00	(5,000.00)	(180.70)	(1,000.00)	(1,000.00)	-80.0%
7380	48440 Ins Recoveries Prop Damage	0.00	(630.46)	0.00	0.00	(2,800.00)	0.00	0.0%
7380	48490 Miscellaneous Revenues	0.00	(2,070.00)	0.00	(211.41)	(211.00)	0.00	0.0%
7380	51110 Salaries	539,984.84	346,647.13	344,214.00	238,735.20	332,570.00	351,959.00	2.3%
7380	51170 Accrued Compensatory time	111.65	429.27	0.00	0.00	0.00	0.00	0.0%
7380	51180 Accrued Vacation	(9,075.52)	1,515.36	0.00	0.00	0.00	0.00	0.0%
7380	51210 Wages Permanent	42,945.21	204,679.60	256,344.00	176,684.06	246,316.00	278,119.00	8.5%
7380	51220 Overtime	1,607.90	1,488.87	3,000.00	1,416.19	1,600.00	3,000.00	0.0%
7380	51510 Social Security	42,810.66	40,246.27	46,172.00	30,855.46	44,518.00	48,430.00	4.9%
7380	51520 Retirement	38,184.19	37,134.08	40,438.00	27,927.95	38,888.00	41,467.00	2.5%
7380	51525 Retirement-GASB 68	155,741.00	168,409.00	100,000.00	0.00	150,000.00	150,000.00	50.0%
7380	51540 Health Insurance	141,583.29	130,050.84	138,683.00	98,674.12	138,666.00	145,019.00	4.6%
7380	51550 Life Insurance	1,602.25	1,266.14	1,503.00	983.83	1,400.00	1,824.00	21.4%

City of Waukesha - 2019 Annual Operating Budget

0603	Clean Water Plant	2016 Actuals	2017 Actuals	2018 Orig Bud	2018 YTD Actuals	2018 Projected	2019 Executive	PCT Change 2018-2019Orig
7380	51560 Dental Insurance	7,849.15	7,454.50	7,980.00	5,656.65	7,936.00	8,352.00	4.7%
7380	51570 OPEB Expense	87,487.00	45,565.00	125,000.00	0.00	125,000.00	125,000.00	0.0%
7380	52130 Accounting And Auditing	80,331.00	83,325.00	83,325.00	83,325.00	83,325.00	83,325.00	0.0%
7380	52131 Utility Billing	683,617.59	707,981.12	704,520.00	504,058.59	672,078.00	695,000.00	-1.4%
7380	52135 Consulting	69,354.99	51,383.02	100,000.00	37,725.43	81,546.00	100,000.00	0.0%
7380	52180 Management Services	15,500.00	15,500.00	51,500.00	15,500.00	51,500.00	52,530.00	2.0%
7380	52190 Other Professional Services	9.00	7.00	0.00	510.00	53,000.00	120,000.00	0.0%
7380	52250 Telephone	21,502.96	13,421.16	20,000.00	8,107.56	13,200.00	20,000.00	0.0%
7380	52270 Trunk Radio Operating	3,583.00	249.00	225.00	225.00	225.00	230.00	2.2%
7380	52430 Computer Hardware Maint	2,477.50	3,701.23	4,000.00	3,886.30	3,800.00	4,000.00	0.0%
7380	53110 Postage and Box Rent	275.21	296.88	1,000.00	155.76	400.00	1,000.00	0.0%
7380	53120 Office Supplies	2,952.54	2,115.07	2,400.00	2,089.03	2,800.00	2,400.00	0.0%
7380	53130 Printing/Photocopying	5,584.54	3,185.00	6,000.00	5,979.99	6,000.00	6,000.00	0.0%
7380	53135 Internal Printing	5,218.33	4,431.86	5,380.00	5,380.00	5,380.00	5,380.00	0.0%
7380	53220 Subscriptions-Office	231.00	394.74	450.00	511.84	512.00	600.00	33.3%
7380	53240 Membership Dues	3,026.00	2,650.00	3,500.00	2,525.25	3,200.00	3,500.00	0.0%
7380	53250 Conference And Training	7,946.23	14,660.79	15,000.00	5,399.78	12,000.00	15,000.00	0.0%
7380	53260 Advertising	1,720.30	1,817.04	2,000.00	1,109.95	1,900.00	3,000.00	50.0%
7380	53940 Other Charges	568.71	186.39	600.00	545.22	1,000.00	1,000.00	66.7%
7380	55120 Auto And Fleet Insurance	6,001.25	6,057.16	7,347.00	6,283.05	6,283.00	5,976.00	-18.7%
7380	55160 Workman's Comp Insurance	84,587.77	92,232.50	72,859.00	71,330.40	79,256.00	75,061.00	3.0%
7380	55190 General Liability Insurance	41,066.70	35,697.69	35,964.00	38,455.17	38,401.00	39,480.00	9.8%
7380	78422 Data Processing-Allocated	192,115.60	202,431.18	229,820.00	237,830.78	237,831.00	250,690.00	9.1%
7380	78650 Employee Safety Programs	15,478.54	15,591.49	14,000.00	8,128.96	13,665.00	14,000.00	0.0%
7380	89280 Transfer to Sick Leave Trust	16,044.98	42,475.11	34,585.00	23,281.65	39,424.00	13,982.00	-59.6%

City of Waukesha - 2019 Annual Operating Budget

0603	Clean Water Plant	2016 Actuals	2017 Actuals	2018 Orig Bud	2018 YTD Actuals	2018 Projected	2019 Executive	PCT Change 2018-2019Orig
7381	Pre-Treatment Sampling	179,320.80	162,096.45	169,275.00	105,850.39	170,582.00	176,041.00	4.0%
7381	45690 Other Sewer Charges	(57,179.84)	(66,109.07)	(63,000.00)	(51,929.27)	(58,000.00)	(60,000.00)	-4.8%
7381	48125 Interest on Account	0.00	0.00	0.00	(9.73)	0.00	0.00	0.0%
7381	51110 Salaries	152,616.46	94,827.46	85,149.00	58,723.18	84,860.00	87,064.00	2.2%
7381	51170 Accrued Compensatory time	755.19	36.85	0.00	0.00	0.00	0.00	0.0%
7381	51180 Accrued Vacation	1,603.27	(650.46)	0.00	0.00	0.00	0.00	0.0%
7381	51210 Wages Permanent	0.00	58,622.21	69,656.00	48,042.76	69,400.00	71,223.00	2.2%
7381	51220 Overtime	558.40	0.00	0.00	0.00	0.00	0.00	0.0%
7381	51510 Social Security	11,247.25	11,212.15	11,843.00	7,834.84	11,318.00	12,109.00	2.2%
7381	51520 Retirement	10,121.34	10,428.74	10,372.00	7,153.31	10,332.00	10,368.00	0.0%
7381	51540 Health Insurance	41,211.06	39,654.68	39,655.00	27,453.24	39,654.00	39,655.00	0.0%
7381	51550 Life Insurance	812.10	855.25	970.00	602.74	868.00	992.00	2.3%
7381	51560 Dental Insurance	2,367.90	2,280.20	2,280.00	1,578.60	2,280.00	2,280.00	0.0%
7381	52190 Pre-Treatment Sampling	12,198.68	9,481.25	10,000.00	5,229.28	7,900.00	10,000.00	0.0%
7381	52410 Vehicle Maintenance	1,869.63	467.89	1,000.00	511.37	900.00	1,000.00	0.0%
7381	53120 Office Supplies	160.51	18.11	100.00	0.00	80.00	100.00	0.0%
7381	53260 Advertising	31.03	0.00	50.00	0.00	40.00	50.00	0.0%
7381	53510 Gasoline; Oil; Grease Etc.	947.82	971.19	1,200.00	660.07	950.00	1,200.00	0.0%

City of Waukesha - 2019 Annual Operating Budget

0603	Clean Water Plant	2016 Actuals	2017 Actuals	2018 Orig Bud	2018 YTD Actuals	2018 Projected	2019 Executive	PCT Change 2018-2019Orig
7384	Sewer Maintenance	1,025,160.90	951,805.68	1,168,814.00	747,663.12	959,739.00	1,154,199.00	-1.3%
7384	51110 Salaries	61,895.17	62,893.08	64,713.00	44,629.88	64,464.00	66,169.00	2.2%
7384	51170 Accrued Compensatory time	2,458.18	(3,706.31)	0.00	0.00	0.00	0.00	0.0%
7384	51180 Accrued Vacation	(1,456.01)	(3,489.25)	0.00	0.00	0.00	0.00	0.0%
7384	51210 Wages Permanent	379,932.17	321,964.37	404,690.00	285,123.86	296,978.00	411,952.00	1.8%
7384	51220 Overtime	11,744.27	5,885.42	20,733.00	14,661.47	13,770.00	20,733.00	0.0%
7384	51510 Social Security	33,420.01	28,836.53	37,495.00	25,390.80	28,900.00	38,162.00	1.8%
7384	51520 Retirement	29,979.60	26,473.79	32,665.00	23,088.35	26,200.00	32,675.00	0.0%
7384	51540 Health Insurance	120,873.17	93,458.22	114,589.00	75,229.91	83,700.00	108,548.00	-5.3%
7384	51550 Life Insurance	1,532.95	1,242.50	1,462.00	867.33	1,120.00	1,546.00	5.7%
7384	51560 Dental Insurance	6,481.55	5,541.64	7,455.00	3,819.32	4,850.00	6,265.00	-16.0%
7384	52210 Water And Sewer	6,104.48	5,941.72	6,750.00	5,504.92	6,841.00	7,525.00	11.5%
7384	52220 Electric	143,004.11	152,636.72	150,750.00	95,556.93	142,000.00	145,100.00	-3.7%
7384	52240 Heat	358.64	459.64	512.00	323.01	516.00	524.00	2.3%
7384	52410 Vehicle Maintenance	46,160.86	40,187.22	60,000.00	36,518.41	38,000.00	50,000.00	-16.7%
7384	52435 Conveyance Maintenance	17,491.85	34,112.54	82,000.00	1,084.96	61,000.00	80,000.00	-2.4%
7384	52490 Pump Station Maintenance	105,393.85	102,061.27	100,000.00	76,242.36	110,000.00	100,000.00	0.0%
7384	53510 Gasoline; Oil; Grease Etc.	15,414.25	16,480.04	20,000.00	12,509.78	18,000.00	20,000.00	0.0%
7384	53940 Manhole Insp; Repairs & Misc	44,371.80	60,826.54	65,000.00	47,111.83	63,400.00	65,000.00	0.0%

City of Waukesha - 2019 Annual Operating Budget

0603	Clean Water Plant	2016 Actuals	2017 Actuals	2018 Orig Bud	2018 YTD Actuals	2018 Projected	2019 Executive	PCT Change 2018-2019Orig
7388	Sewer Plant Operations	2,935,418.62	4,760,860.76	5,200,793.00	3,173,145.71	5,498,474.00	5,418,618.00	4.2%
7388	48490 Miscellaneous Revenues	0.00	(25.00)	0.00	0.00	0.00	0.00	0.0%
7388	49220 Transfers From Special Rev F	(330,280.00)	0.00	0.00	0.00	0.00	0.00	0.0%
7388	51170 Accrued Compensatory time	(2,745.13)	262.42	0.00	0.00	0.00	0.00	0.0%
7388	51180 Accrued Vacation	(12,856.80)	5,580.10	0.00	0.00	0.00	0.00	0.0%
7388	51190 Sick Leave Accrual	(77,520.35)	18,586.52	0.00	0.00	0.00	0.00	0.0%
7388	51210 Wages Permanent	870,596.66	872,595.11	974,554.00	604,852.67	863,200.00	952,195.00	-2.3%
7388	51220 Overtime	58,294.84	51,796.39	80,000.00	43,614.45	58,400.00	80,000.00	0.0%
7388	51250 Wages Temporary	8,919.00	11,088.12	12,022.00	10,321.33	11,800.00	19,253.00	60.1%
7388	51510 Social Security	68,359.24	68,419.05	80,848.00	47,733.27	67,688.00	79,242.00	-2.0%
7388	51520 Retirement	60,610.15	62,694.80	70,655.00	44,168.61	62,600.00	67,609.00	-4.3%
7388	51540 Health Insurance	230,627.67	223,609.27	248,850.00	152,888.33	220,770.00	238,938.00	-4.0%
7388	51550 Life Insurance	2,815.74	2,804.78	2,983.00	1,944.92	2,720.00	3,071.00	3.0%
7388	51560 Dental Insurance	12,265.63	12,593.84	14,400.00	8,994.87	12,900.00	14,028.00	-2.6%
7388	52190 Lab Testing	14,529.17	17,650.95	20,000.00	11,083.42	18,000.00	23,500.00	17.5%
7388	52210 Water And Sewer	25,573.75	23,908.28	35,000.00	9,929.39	22,000.00	30,000.00	-14.3%
7388	52220 Electric	782,559.68	794,690.21	815,000.00	578,639.21	767,000.00	778,505.00	-4.5%
7388	52240 Heat	102,500.46	97,262.79	96,600.00	79,663.78	111,000.00	112,500.00	16.5%
7388	52410 Vehicle Maintenance	36,097.38	25,990.90	35,000.00	19,180.64	31,000.00	35,000.00	0.0%
7388	52430 PLC System Maintenance	1,617.26	21,242.56	22,000.00	22,103.56	22,104.00	22,000.00	0.0%
7388	52450 Grounds Maintenance & Impr	57,090.14	54,441.35	55,000.00	43,803.11	60,000.00	115,000.00	109.1%
7388	52490 Equipment Maintenance	169,527.14	169,382.33	185,000.00	131,764.98	187,000.00	185,000.00	0.0%
7388	52510 Equipment Replacement Funds	100.00	(16.00)	50,000.00	293,834.73	505,000.00	72,000.00	44.0%
7388	52990 Environmental Permit Fee	12,579.73	13,609.93	15,000.00	13,168.97	13,169.00	15,000.00	0.0%
7388	53140 Small Equipment	6,073.45	4,821.96	5,000.00	3,251.05	4,900.00	5,000.00	0.0%
7388	53420 Lab Supplies	26,229.33	31,554.86	25,000.00	18,552.27	27,400.00	28,000.00	12.0%
7388	53422 WWTP Processing Chemicals	249,665.06	223,562.87	300,000.00	159,075.83	216,000.00	250,000.00	-16.7%
7388	53440 Janitorial Supplies	8,047.87	8,232.24	8,000.00	5,796.07	7,900.00	8,000.00	0.0%

9/21/2018 11:57:08 AM

City of Waukesha - 2019 Annual Operating Budget

0603	Clean Water Plant	2016 Actuals	2017 Actuals	2018 Orig Bud	2018 YTD Actuals	2018 Projected	2019 Executive	PCT Change 2018-2019Orig
7388	53460 Clothing And Uniforms	7,707.03	8,375.89	10,000.00	5,760.46	8,900.00	10,000.00	0.0%
7388	53490 Other Operating Supplies	0.00	0.00	0.00	109.17	120.00	0.00	0.0%
7388	53510 Gasoline; Oil; Grease Etc.	10,339.72	10,142.04	14,000.00	6,647.87	9,600.00	14,000.00	0.0%
7388	53620 Consumable Tools	7,815.62	8,760.87	8,000.00	5,043.40	7,800.00	8,000.00	0.0%
7388	53910 Sludge Disposal	83,415.49	83,189.08	160,000.00	53,251.20	130,000.00	160,000.00	0.0%
7388	55110 Property And Boiler Insuranc	60,051.89	61,087.16	67,835.00	63,466.19	63,466.00	71,301.00	5.1%
7388	56210 Debt Interest Expense	16,961.98	112,828.69	82,701.00	53,194.29	91,923.00	120,276.00	45.4%
7388	56211 Interest Expense-Revenue Bnd	64,344.49	471,693.11	541,214.00	205,416.67	733,000.00	780,000.00	44.1%
7388	56212 Interest Expense-CWF Loan	214,946.83	1,062,598.02	1,039,331.00	359,236.16	1,044,000.00	995,000.00	-4.3%
7388	56910 Bond Paying Agent Fees	865.83	1,255.60	1,800.00	541.50	1,000.00	1,200.00	-33.3%
7388	56920 Bond Issuance Charges	87,692.67	124,589.67	125,000.00	116,113.34	116,114.00	125,000.00	0.0%

City of Waukesha - 2019 Annual Operating Budget

0603 Clean Water Plant	2016 Actuals	2017 Actuals	2018 Orig Bud	2018 YTD Actuals	2018 Projected	2019 Executive	PCT Change 2018-2019Orig
7399 Sewer Construction	3,518,973.86	4,405,432.30	5,577,000.00	1,909,700.51	4,723,000.00	5,249,000.00	-5.9%
7399 42401 State Aid	(45,676.05)	0.00	0.00	0.00	0.00	0.00	0.0%
7399 46170 Spec Assessment-San Sewer/La	(3,448.60)	(7,038.46)	(3,500.00)	(1,901.19)	(3,500.00)	(3,500.00)	0.0%
7399 48120 Interest On Special Assessme	(3,931.91)	(1,825.53)	0.00	0.00	0.00	0.00	0.0%
7399 48330 Sale of City Property	0.00	(4,630.00)	(4,500.00)	(3,160.00)	(3,500.00)	(2,500.00)	-44.4%
7399 48405 Capital Contributions Rev	0.00	(208,386.82)	0.00	0.00	0.00	0.00	0.0%
7399 49110 Proceeds of Long Term Debt	0.00	0.00	(4,850,000.00)	0.00	0.00	(5,100,000.00)	5.2%
7399 49140 Loan Proceeds	0.00	0.00	(14,420,000.00)	0.00	0.00	(1,105,000.00)	-92.3%
7399 55410 Provision For Depreciation	3,515,508.04	4,625,801.20	5,500,000.00	0.00	4,730,000.00	5,000,000.00	-9.1%
7399 68110 Automotive Equipment	0.00	0.00	85,000.00	84,592.50	0.00	0.00	-100.0%
7399 68140 Heavy Motorized Equipment	0.00	0.00	0.00	0.00	0.00	255,000.00	0.0%
7399 68190 Other Capital	69.21	0.00	0.00	0.00	0.00	0.00	0.0%
7399 68290 Other Capital Improvements	56,453.17	1,511.91	19,270,000.00	1,830,169.20	0.00	6,205,000.00	-67.8%
Grand Total	(3,695,578.23)	(2,083,258.10)	(448,116.00)	(855,941.02)	(2,062,292.00)	(2,009,526.00)	348.4%

Cemetery

2019 Proposed Budget:
\$723,603

Responsible for complete management and operation of the City Owned Prairie Home Cemetery.

2018 ACCOMPLISHMENTS



Sales in the new tower, "The Citadel" have topped \$90,000



Natural Burial option units sold in 2018 exceeded the last four years by 76%



Turnaround time for work completion on work orders was reduced from 1 week to 3 days

TOTAL EXPENDITURES

	2015 Actual	2016 Actual	2017 Actual	2018 Estimated	2019 Proposed
Personnel	\$368,074	\$417,118	\$464,493	\$474,700	\$498,653
Operating	\$243,953	\$272,716	\$182,586	\$218,435	\$224,950
TOTAL	\$612,028	\$689,834	\$647,079	\$693,135	\$723,603

STAFFING (FTE)

	2017	2018 estimated	2019 Proposed
Cemetery Director	1	1	1
Administrative Assistant	1.16	1.16	1.16
Crew Leader	1	1	1
Grounds Keeper	1	1	1
Grounds Maintenance	1	1	1
Cemetery Seasonal Laborer	1.39	1.39	1.39
TOTAL	6.55	6.55	6.55

PERFORMANCE METRICS

	2015	2016	2017	2018 Estimated
# of Burials	182	187	188	192
Unit cost per full size burial	\$995	\$1,095	\$1,195	\$1,195
# of Completed work orders	107	119	146	155
# of Chapel uses	28	35	39	49
# choosing Cremation Garden	9	6	13	15

2019 GOALS



Hold quarterly customer focus groups at the cemetery to determine the level of customer satisfaction and customer expectations

Strategic Plan Goal: Customer Focused



Restore 12 sunken graves in historic portions of cemetery and repair minimum of 12 broken and tipped headstones

Strategic Plan Goal: Customer Focused



Determine the next new area for cremation niches by March 2019 and begin selling this area on a pre-need basis

Strategic Plan Goal: Well Managed/Financially Sound

City of Waukesha - 2019 Annual Operating Budget

0604 Cemetery	2016 Actuals	2017 Actuals	2018 Orig Bud	2018 YTD Actuals	2018 Projected	2019 Executive	PCT Change 2018-2019Orig
7800 Cemetery	(1,839.42)	(38,139.14)	4,137.00	77,401.03	(19,365.00)	41,960.00	914.3%
7800 41110 Taxes-Property	(88,661.00)	0.00	0.00	0.00	0.00	0.00	0.0%
7800 42580 County Grant-CDBG	(4,000.00)	(7,225.85)	0.00	0.00	0.00	0.00	0.0%
7800 45940 Cemetery Fees	(1,243.52)	0.00	(1,000.00)	(647.15)	(5,000.00)	(5,000.00)	400.0%
7800 45941 Cemetery Fees-Interment	(145,808.16)	(136,207.00)	(135,000.00)	(114,334.80)	(145,000.00)	(141,000.00)	4.4%
7800 45942 Cemetery Fees-Foundations	(27,479.85)	(34,008.00)	(30,000.00)	(18,615.00)	(32,000.00)	(30,000.00)	0.0%
7800 45943 Flower & Wreath Sales Taxabl	(9,704.14)	(9,880.00)	(12,000.00)	466.85	(10,500.00)	(12,000.00)	0.0%
7800 45944 Planter and Benche Sales	(1,890.00)	(4,656.25)	(6,000.00)	114.51	0.00	0.00	-100.0%
7800 45945 Taxable Merchandise Sales	(1,259.43)	(1,184.16)	(1,350.00)	(486.61)	(1,000.00)	(1,350.00)	0.0%
7800 45946 Inscriptions	(39,814.10)	(29,745.75)	(40,000.00)	(28,266.57)	(38,000.00)	(45,000.00)	12.5%
7800 45947 Trees & Shrubs	166.22	0.00	(3,000.00)	0.00	0.00	0.00	-100.0%
7800 45948 Pet Cemetery Revenues	0.00	(1,275.00)	(15,000.00)	(650.00)	(1,000.00)	(2,000.00)	-86.7%
7800 45970 Decoration Accessories	(8,124.39)	(5,207.44)	(6,000.00)	(7,137.25)	(9,000.00)	(6,000.00)	0.0%
7800 45999 Sales Discounts Given	0.00	1,520.46	0.00	3,731.18	5,000.00	4,000.00	0.0%
7800 48110 Interest On Investments	1,128.37	(142.83)	1,534.00	0.00	(273.00)	(278.00)	-118.1%
7800 48125 Interest on Account	0.00	(1,017.27)	0.00	(1,574.34)	(2,100.00)	(2,400.00)	0.0%
7800 48330 Sale of City Property	0.00	0.00	(500.00)	(500.00)	(500.00)	(9,000.00)	1700.0%
7800 48350 Sale of Cemetery Lots	(67,291.51)	(41,880.43)	(65,000.00)	(48,220.00)	(68,000.00)	(60,000.00)	-7.7%
7800 48352 Crypt Sales	(45,980.05)	(33,365.03)	(35,000.00)	(33,138.00)	(45,000.00)	(38,000.00)	8.6%
7800 48354 Niche Sales	(63,540.93)	(52,377.87)	(40,000.00)	(49,283.00)	(60,000.00)	(50,000.00)	25.0%
7800 48357 Cremation Garden Sales	(1,323.00)	(3,923.85)	(4,000.00)	(1,562.50)	(5,000.00)	(5,500.00)	37.5%
7800 48410 Private Donations and Gifts	(6,700.00)	(16,750.00)	0.00	0.00	0.00	0.00	0.0%
7800 48412 Donations - Pet Cemetery	(338.80)	(1,924.52)	(700.00)	(1,006.50)	(1,007.00)	(1,500.00)	114.3%
7800 48440 Ins Recoveries Prop Damage	(11,579.87)	0.00	0.00	0.00	0.00	0.00	0.0%
7800 48470 Sales Tax Discount	(40.00)	(30.00)	0.00	(20.00)	0.00	0.00	0.0%
7800 48490 Miscellaneous Revenues	(7,304.91)	(4,499.83)	0.00	(3,037.50)	0.00	0.00	0.0%
7800 48901 Interest on Sales	(379.26)	0.00	(1,000.00)	0.00	0.00	0.00	-100.0%

City of Waukesha - 2019 Annual Operating Budget

0604 Cemetery	2016 Actuals	2017 Actuals	2018 Orig Bud	2018 YTD Actuals	2018 Projected	2019 Executive	PCT Change 2018-2019Orig
7800 49110 Proceeds of Long Term Debt	0.00	0.00	0.00	0.00	0.00	(309,718.00)	0.0%
7800 49210 Transfers From General Fund	0.00	(88,661.00)	(88,661.00)	(88,661.00)	(88,661.00)	(88,661.00)	0.0%
7800 49230 Transfers From Debt Service	(66,218.00)	(68,000.00)	(68,000.00)	0.00	(68,000.00)	(63,997.00)	-5.9%
7800 49280 Transfers From Reserve	0.00	0.00	0.00	(16,467.00)	(16,467.00)	0.00	0.0%
7800 49281 Transfers from Perpetual Care	(77,592.36)	(69,460.00)	(78,000.00)	0.00	(69,460.00)	(71,228.00)	-8.7%
7800 49282 Transfers from Endowment	(36,530.77)	(80,714.79)	(36,500.00)	0.00	(80,714.00)	(74,483.00)	104.1%
7800 49283 Transfers from Trust K	(2,867.17)	(3,961.24)	(10,000.00)	(794.87)	(1,600.00)	(3,000.00)	-70.0%
7800 49284 Pre Need Funds Applied	(13,539.00)	(15,318.22)	(19,000.00)	0.00	(15,318.00)	(19,000.00)	0.0%
7800 51110 Salaries	75,837.59	89,419.20	92,007.00	63,453.21	92,007.00	94,077.00	2.2%
7800 51170 Accrued Compensatory time	2,323.06	1,026.83	0.00	0.00	0.00	0.00	0.0%
7800 51180 Accrued Vacation	207.91	2,783.14	0.00	0.00	0.00	0.00	0.0%
7800 51190 Sick Leave Accrual	8,782.74	2,443.59	0.00	0.00	0.00	0.00	0.0%
7800 51210 Wages Permanent	193,398.29	220,954.97	232,000.00	159,461.48	232,000.00	234,459.00	1.1%
7800 51220 Overtime	14,871.10	10,158.91	15,680.00	11,245.51	10,500.00	13,024.00	-16.9%
7800 51250 Wages Temporary	29,753.94	33,937.89	33,811.00	30,360.64	33,000.00	35,021.00	3.6%
7800 51510 Social Security	20,644.65	23,049.50	24,920.00	16,886.24	24,920.00	25,057.00	0.5%
7800 51520 Retirement	17,726.08	20,314.83	21,077.00	14,533.72	21,077.00	20,703.00	-1.8%
7800 51525 Retirement-GASB 68	22,106.00	19,166.00	0.00	0.00	20,000.00	20,000.00	0.0%
7800 51540 Health Insurance	29,099.24	37,705.51	37,683.00	26,487.18	37,683.00	52,327.00	38.9%
7800 51550 Life Insurance	898.87	1,023.35	1,257.00	782.54	1,257.00	961.00	-23.5%
7800 51560 Dental Insurance	1,468.85	2,256.28	2,256.00	1,562.04	2,256.00	3,024.00	34.0%
7800 51580 Unemployment Compensation	0.00	253.36	0.00	574.23	0.00	0.00	0.0%
7800 52130 Accounting And Auditing	5,002.00	5,000.00	5,000.00	5,000.00	5,000.00	5,000.00	0.0%
7800 52190 Other Professional Services	450.84	487.16	700.00	211.61	700.00	700.00	0.0%
7800 52195 Credit Card Collection Fee	3,778.67	5,348.31	3,000.00	2,444.77	3,500.00	3,500.00	16.7%
7800 52210 Water And Sewer	3,703.77	2,136.40	4,500.00	1,586.71	3,900.00	5,000.00	11.1%
7800 52220 Electric	6,959.99	6,374.61	7,300.00	4,560.99	6,900.00	7,000.00	-4.1%
7800 52240 Heat	2,302.68	2,398.54	5,000.00	2,422.64	3,200.00	4,500.00	-10.0%

City of Waukesha - 2019 Annual Operating Budget

0604 Cemetery	2016 Actuals	2017 Actuals	2018 Orig Bud	2018 YTD Actuals	2018 Projected	2019 Executive	PCT Change 2018-2019Orig
7800 52250 Telephone	2,634.64	3,153.08	3,000.00	2,172.96	2,800.00	3,000.00	0.0%
7800 52410 Vehicle Maintenance	1,114.25	7,353.80	3,000.00	1,074.41	3,000.00	3,000.00	0.0%
7800 52420 Machinery And Equip Maint	4,164.05	6,715.08	5,000.00	4,898.37	5,500.00	5,500.00	10.0%
7800 52440 Software Maintenance	4,200.00	3,525.00	3,000.00	1,680.00	3,180.00	3,000.00	0.0%
7800 52450 Grounds Maintenance & Impr	31,894.03	28,724.91	38,000.00	27,840.46	35,000.00	38,000.00	0.0%
7800 52455 Flower & Wreath Expenses	20,362.76	22,900.90	25,000.00	10,769.29	22,000.00	25,000.00	0.0%
7800 52470 Building Maintenance	4,794.26	3,435.64	4,300.00	4,490.81	5,500.00	4,300.00	0.0%
7800 52476 Planters & Benches	3,365.87	0.00	2,500.00	2,460.00	4,000.00	6,000.00	140.0%
7800 52477 Inscriptions	17,911.89	13,745.06	18,000.00	23,099.75	27,000.00	25,000.00	38.9%
7800 53110 Postage and Box Rent	332.95	588.00	1,000.00	334.70	800.00	1,000.00	0.0%
7800 53120 Office Supplies	817.67	899.48	1,000.00	817.46	1,000.00	1,000.00	0.0%
7800 53130 Printing/Photocopying	1,621.79	329.66	2,500.00	236.20	1,500.00	1,800.00	-28.0%
7800 53135 Internal Printing	3,012.72	2,522.32	3,250.00	3,250.00	3,250.00	3,250.00	0.0%
7800 53220 Subscriptions-Office	219.00	0.00	150.00	144.00	144.00	150.00	0.0%
7800 53240 Membership Dues	0.00	792.00	800.00	99.00	661.00	800.00	0.0%
7800 53250 Conference And Training	0.00	100.00	600.00	0.00	0.00	1,500.00	150.0%
7800 53260 Advertising	3,844.65	3,461.97	5,000.00	4,779.89	4,780.00	6,500.00	30.0%
7800 53350 Travel And Meals	0.00	0.00	150.00	0.00	0.00	900.00	500.0%
7800 53440 Janitorial Supplies	109.61	263.80	250.00	92.50	150.00	250.00	0.0%
7800 53455 Hospitality expenses	314.24	928.43	400.00	444.92	800.00	1,000.00	150.0%
7800 53460 Clothing And Uniforms	3,110.38	2,521.03	3,000.00	1,907.65	2,800.00	3,000.00	0.0%
7800 53490 Other Operating Supplies	2,408.87	2,788.75	2,900.00	4,386.96	4,900.00	2,900.00	0.0%
7800 53510 Gasoline; Oil; Grease Etc.	4,235.76	5,235.28	7,500.00	3,797.05	5,200.00	7,500.00	0.0%
7800 53620 Consumable Tools	0.00	0.00	200.00	0.00	0.00	200.00	0.0%
7800 53750 Vaults	3,073.16	2,755.76	3,000.00	114.75	2,700.00	3,000.00	0.0%
7800 53760 Foundations	720.00	1,700.00	2,000.00	2,240.00	2,500.00	2,200.00	10.0%
7800 53770 Decoration Accessories	8,558.88	5,943.74	6,000.00	3,821.57	4,000.00	4,000.00	-33.3%
7800 53795 Pet Cemetery Expense	0.00	200.00	3,000.00	275.00	300.00	3,000.00	0.0%

9/20/2018 12:12:11 PM

City of Waukesha - 2019 Annual Operating Budget

0604 Cemetery	2016 Actuals	2017 Actuals	2018 Orig Bud	2018 YTD Actuals	2018 Projected	2019 Executive	PCT Change 2018-2019Orig
7800 54700 Mausoleum Cost of Goods Sold	59,031.79	25,867.42	20,000.00	0.00	35,000.00	25,000.00	25.0%
7800 55110 Property And Boiler Insuranc	1,960.12	1,986.15	1,973.00	1,955.13	1,955.00	2,165.00	9.7%
7800 55120 Auto And Fleet Insurance	440.02	406.70	452.00	446.95	447.00	445.00	-1.5%
7800 55130 Public Officials Liability	0.00	0.00	300.00	0.00	300.00	300.00	0.0%
7800 55160 Workman's Comp Insurance	8,749.81	9,293.89	10,278.00	10,048.32	11,164.00	10,610.00	3.2%
7800 55190 General Liability Insurance	2,880.03	2,703.20	2,723.00	2,903.02	2,904.00	2,980.00	9.4%
7800 55330 Equipment Rental/Rental	0.00	0.00	1,000.00	0.00	0.00	1,000.00	0.0%
7800 55410 Provision For Depreciation	18,524.19	17,625.30	17,575.00	0.00	17,575.00	28,000.00	59.3%
7800 56210 Interest on Debt	6,357.20	6,829.61	4,839.00	1,944.99	4,839.00	5,929.00	22.5%
7800 56910 Bond Paying Agent Fees	6.44	11.11	125.00	5.96	125.00	125.00	0.0%
7800 56990 Issue Costs	498.80	0.00	500.00	0.00	0.00	500.00	0.0%
7800 68140 Motorized Equipment	0.00	0.00	0.00	0.00	0.00	63,718.00	0.0%
7800 68190 Cemetery & Grounds Equipment	0.00	0.00	7,682.00	6,918.00	6,918.00	20,000.00	160.3%
7800 68220 Buildings	10,045.00	0.00	0.00	0.00	0.00	0.00	0.0%
7800 68290 Other Capital Improvements	44,589.54	0.00	0.00	16,467.00	16,467.00	235,000.00	0.0%
7800 89280 Transfer to Sick Leave Trust	10,679.50	0.00	0.00	0.00	0.00	0.00	0.0%
7800 89390 Loss On Early Retirement of	176.07	211.28	176.00	0.00	176.00	200.00	13.6%
Grand Total	(1,839.42)	(38,139.14)	4,137.00	77,401.03	(19,365.00)	41,960.00	914.3%

Clean Water- Return Flow

City of Waukesha - 2019 Annual Operating Budget

0605	Clean Water - Return Flow	2016 Actuals	2017 Actuals	2018 Orig Bud	2018 YTD Actuals	2018 Projected	2019 Executive	PCT Change 2018-2019Orig
7390	Return Flow	0.00	0.00	0.00	4,295,765.34	(548,613.00)	(3,334,004.00)	-333400400.0%
7390	45611 Sewer-Residential	0.00	0.00	0.00	(8,670.16)	(290,100.00)	(1,655,541.00)	0.0%
7390	45612 Sewer-Commercial	0.00	0.00	0.00	(11,273.41)	(115,800.00)	(653,700.00)	0.0%
7390	45613 Sewer-Industrial	0.00	0.00	0.00	(15,868.36)	(101,000.00)	(430,437.00)	0.0%
7390	45614 Sewer-Public	0.00	0.00	0.00	(4,807.62)	(24,700.00)	(133,911.00)	0.0%
7390	45615 Sewer-Apartments	0.00	0.00	0.00	(5,053.27)	(134,200.00)	(696,565.00)	0.0%
7390	45619 Sewer-Delinquent Fees/Adjts	0.00	0.00	0.00	(11.73)	(100.00)	0.00	0.0%
7390	45630 Septic Charges	0.00	0.00	0.00	0.00	(4,100.00)	(22,200.00)	0.0%
7390	45635 Irrigation Fees - Return Flow	0.00	0.00	0.00	(67.50)	(200.00)	0.00	0.0%
7390	45640 Wales Discharge	0.00	0.00	0.00	0.00	(2,850.00)	(16,650.00)	0.0%
7390	49110 Proceeds of Long Term Debt	0.00	0.00	0.00	0.00	(6,300,000.00)	(8,400,000.00)	0.0%
7390	56210 Interest Expense-Debt	0.00	0.00	0.00	0.00	64,000.00	275,000.00	0.0%
7390	56920 Bond Issuance Charges	0.00	0.00	0.00	60,437.00	60,437.00	0.00	0.0%
7390	68290 Other Capital Improvements	0.00	0.00	0.00	4,281,080.39	6,300,000.00	8,400,000.00	0.0%
Grand Total		0.00	0.00	0.00	4,295,765.34	(548,613.00)	(3,334,004.00)	-333400400.0%

Transit System

2019 Proposed Budget:
\$9,318,568

Manages the City's public transit services through coordination of a contract

2018 ACCOMPLISHMENTS



Facilities were converted to City Wide Door Access System



Zero (0) accident claims through July 31, 2018



Transit Center Security Guards brought in-house

TOTAL EXPENDITURES

	2015 Actual	2016 Actual	2017 Actual	2018 Estimated	2019 Proposed
Personnel	\$3,687,663	\$3,696,022	\$3,753,676	\$3,965,421	\$4,165,536
Operating	\$5,134,726	\$5,129,935	\$5,079,892	\$5,191,250	\$5,153,032
TOTAL	\$8,822,389	\$8,825,957	\$8,833,568	\$9,156,671	\$9,318,568

STAFFING (FTE)

	2017	2018 estimated	2019 Proposed
Manager	1	1	1
Security Guard	-	-	.4
TOTAL	1	1	1.4

PERFORMANCE METRICS

	2015	2016	2017	2018 Estimated
Fixed Route Ridership	695,391	643,451	630,003	619,608
Metrolift Ridership	10,906	10,561	9,693	10,993
Passengers per Revenue Hour Fixed Route	13.51	12.32	12.14	12.01
Passengers per Revenue Hour Metrolift	1.67	1.76	2.15	2.32
Complaints	40	33	22	27
Preventable Accidents	20	26	14	10

2019 GOALS



Increase ridership for both Fixed Route and Metrolift by 1% each
Strategic Plan Goal: Well Managed/Financially Sound



Reduce complaints by 10%
Strategic Plan Goal: Customer Focused



Have security cameras installed at Administration/Maintenance Facility
Strategic Plan Goal: Safe and Secure

City of Waukesha - 2019 Annual Operating Budget

0607 DPW/Transit Utility Division	2016 Actuals	2017 Actuals	2018 Orig Bud	2018 YTD Actuals	2018 Projected	2019 Executive	PCT Change 2018-2019Orig
0350 City Metro Transit	0.00	0.00	1,120,000.00	0.00	1,060,077.00	1,120,000.00	0.0%
0350 42340 Fed Aid-Transportation	0.00	0.00	(625,600.00)	0.00	(625,600.00)	(608,000.00)	-2.8%
0350 42440 State Aid-Tansit TDM	0.00	0.00	(2,623,099.00)	0.00	(2,490,573.00)	(2,654,974.00)	1.2%
0350 42820 Transit Aid-Other	0.00	0.00	(170,277.00)	0.00	(160,674.00)	(179,939.00)	5.7%
0350 45440 Mass Transit Fees	0.00	0.00	(814,392.00)	0.00	(785,534.00)	(802,401.00)	-1.5%
0350 49210 Transfers From General Fund	0.00	0.00	(1,206,594.00)	0.00	(1,201,992.00)	(1,220,550.00)	1.2%
0350 51210 Salaries & Wages	0.00	0.00	2,440,582.00	0.00	2,349,029.00	2,487,455.00	1.9%
0350 51590 Fringe Benefit	0.00	0.00	1,663,361.00	0.00	1,616,392.00	1,683,519.00	1.2%
0350 52290 Utilities	0.00	0.00	98,937.00	0.00	85,009.00	94,562.00	-4.4%
0350 52990 Services	0.00	0.00	352,486.00	0.00	360,391.00	354,362.00	0.5%
0350 53250 Miscellaneous	0.00	0.00	42,500.00	0.00	26,158.00	31,500.00	-25.9%
0350 53490 Materials & Supplies	0.00	0.00	557,736.00	0.00	539,869.00	540,537.00	-3.1%
0350 55190 General Liability Insurance	0.00	0.00	157,360.00	0.00	160,525.00	158,929.00	1.0%
0350 55410 Provision For Depreciation	0.00	0.00	1,120,000.00	0.00	1,060,077.00	1,120,000.00	0.0%
0350 68190 Other Capital	0.00	0.00	127,000.00	0.00	127,000.00	115,000.00	-9.4%

City of Waukesha - 2019 Annual Operating Budget

0607 DPW/Transit Utility Division	2016 Actuals	2017 Actuals	2018 Orig Bud	2018 YTD Actuals	2018 Projected	2019 Executive	PCT Change 2018-2019Orig
0355 County Transit	0.00	0.00	0.00	0.00	1.00	0.00	0.0%
0355 42340 Fed Aid-Transportation	0.00	0.00	(500,000.00)	0.00	(500,000.00)	(500,000.00)	0.0%
0355 42440 State Aid-Tansit TDM	0.00	0.00	(1,736,014.00)	0.00	(1,736,010.00)	(1,784,277.00)	2.8%
0355 42820 Transit Aid/Twn of Brookfield	0.00	0.00	(786,285.00)	0.00	(849,127.00)	(765,789.00)	-2.6%
0355 45440 Mass Transit Fees	0.00	0.00	(753,265.00)	0.00	(807,160.00)	(810,187.00)	7.6%
0355 52990 services	0.00	0.00	3,775,564.00	0.00	3,892,298.00	3,860,253.00	2.2%
Grand Total	0.00	0.00	1,120,000.00	0.00	1,060,078.00	1,120,000.00	0.0%



INTERNAL SERVICE FUNDS

The purpose of an Internal Service Fund is to function as a means of accumulating costs related to a given activity on an accrual basis so that the costs can subsequently be allocated to the benefiting funds in the form of fees and charges.

Internal Service Funds include the following:

- Printing
- Employee Dental & Life Insurance
- Employee Health Insurance
- Other City Insurances, such as:
 - Property & Liability Insurance
 - Workers Compensation Insurance

Printing

City of Waukesha - 2019 Annual Operating Budget

0720 Printing	2016 Actuals	2017 Actuals	2018 Orig Bud	2018 YTD Actuals	2018 Projected	2019 Executive	PCT Change 2018-2019Orig
1590 Printshop	(31,138.97)	(27,393.11)	72,000.00	(124,034.04)	72,000.00	18,000.00	-75.0%
1590 47480 Printing Charges	(131,455.61)	(135,979.27)	(51,649.00)	(132,606.00)	(132,606.00)	(132,606.00)	156.7%
1590 48110 Interest On Investments	(898.92)	(1,249.23)	(1,336.00)	0.00	(2,387.00)	(2,435.00)	82.3%
1590 48330 Sale of City Property	(2,229.77)	0.00	(800.00)	0.00	(800.00)	(800.00)	0.0%
1590 52490 Copier Maintenance	60,498.46	66,292.55	15,000.00	8,571.96	97,008.00	96,841.00	545.6%
1590 53130 Printing/Photocopying	5.66	0.00	0.00	0.00	0.00	0.00	0.0%
1590 55410 Provision For Depreciation	41,426.31	38,669.84	38,785.00	0.00	38,785.00	39,000.00	0.6%
1590 68130 Office Furniture & Equipment	1,514.90	4,873.00	72,000.00	0.00	72,000.00	18,000.00	-75.0%
Grand Total	(31,138.97)	(27,393.11)	72,000.00	(124,034.04)	72,000.00	18,000.00	-75.0%

Dental & Life Insurance

City of Waukesha - 2019 Annual Operating Budget

0760	Dental/Life/Vision Ins. Fund	2016 Actuals	2017 Actuals	2018 Orig Bud	2018 YTD Actuals	2018 Projected	2019 Executive	PCT Change 2018-2019Orig
1920	Employee Dental Insurance	(41,838.60)	(8,122.98)	0.00	(1,220.89)	25,275.00	(17,137.00)	-1713700.0%
1920	47520 Dental Ins-Employer Share	(436,248.19)	(414,521.04)	(440,000.00)	(297,485.24)	(426,000.00)	(440,496.00)	0.1%
1920	47525 Dental Ins-Employee's Share	(95,678.35)	(101,196.37)	(95,000.00)	(77,230.44)	(112,500.00)	(158,969.00)	67.3%
1920	48110 Interest On Investments	(664.12)	(763.63)	(876.00)	(10.97)	(1,425.00)	(1,454.00)	66.0%
1920	48521 Retiree Share-Dental Ins	(9,691.95)	(13,382.31)	(10,000.00)	(5,636.25)	(10,500.00)	(12,000.00)	20.0%
1920	51560 Dental Insurance	483,518.01	504,209.12	528,876.00	367,352.51	558,000.00	577,830.00	9.3%
1920	52180 Management Services	16,926.00	17,531.25	17,000.00	11,789.50	17,700.00	17,952.00	5.6%

City of Waukesha - 2019 Annual Operating Budget

0760	Dental/Life/Vision Ins. Fund	2016 Actuals	2017 Actuals	2018 Orig Bud	2018 YTD Actuals	2018 Projected	2019 Executive	PCT Change 2018-2019Orig
1930	Employee Life Insurance	31,946.74	37,993.06	0.00	45,553.17	0.00	0.00	0.0%
1930	47530 Life Ins-Employer Share	(90,819.98)	(90,285.58)	(125,000.00)	(66,419.63)	(135,000.00)	(135,000.00)	8.0%
1930	48531 Retiree Share-Life Ins	(822.28)	(106.00)	(1,000.00)	0.00	0.00	0.00	-100.0%
1930	51550 Life Insurance	123,589.00	128,384.64	126,000.00	111,972.80	135,000.00	135,000.00	7.1%

City of Waukesha - 2019 Annual Operating Budget

0760 Dental/Life/Vision Ins. Fund	2016 Actuals	2017 Actuals	2018 Orig Bud	2018 YTD Actuals	2018 Projected	2019 Executive	PCT Change 2018-2019Orig
1940 Employee Vision Ins	0.00	(68.32)	0.00	(59.78)	(103.00)	0.00	0.0%
1940 48541 Retiree Share-Vision Ins.	0.00	(68.32)	0.00	(59.78)	(103.00)	0.00	0.0%

Health Insurance

City of Waukesha - 2019 Annual Operating Budget

0761	Health Insurance Fund	2016 Actuals	2017 Actuals	2018 Orig Bud	2018 YTD Actuals	2018 Projected	2019 Executive	PCT Change 2018-2019Orig
1910 Employee Health Insurance		(903,517.98)	(1,155,443.29)	(439,700.00)	(331,652.44)	(901,855.00)	(533,717.00)	21.4%
1910	47510 Health Ins-Employer Share	(7,614,008.42)	(7,190,239.82)	(7,500,000.00)	(5,152,751.52)	(7,395,000.00)	(7,500,000.00)	0.0%
1910	47511 Health Ins-Retiree City Share	(571,430.64)	(594,629.04)	(619,778.00)	(340,424.48)	(580,000.00)	(600,000.00)	-3.2%
1910	47515 Employee Contrib/AFLAC	(919,783.88)	(861,059.68)	(950,000.00)	(608,905.23)	(870,000.00)	(900,000.00)	-5.3%
1910	48110 Interest On Investments	(58,576.35)	(97,526.74)	(85,531.00)	0.00	(186,310.00)	(190,076.00)	122.2%
1910	48460 Insurance Premium Refunds	(694,032.09)	(152,997.99)	(200,000.00)	(495,632.11)	(600,000.00)	(300,000.00)	50.0%
1910	48511 Retiree Share-Health Ins	(1,145,185.52)	(1,204,927.93)	(1,140,000.00)	(694,120.19)	(1,200,000.00)	(1,210,973.00)	6.2%
1910	49280 Transfers From Trust/Agency	(217,950.04)	(291,888.35)	(294,201.00)	(152,771.83)	(269,821.00)	(301,444.00)	2.5%
1910	51540 Health Insurance	7,005,446.69	6,101,328.95	7,425,810.00	4,778,889.81	6,900,000.00	7,100,000.00	-4.4%
1910	51541 Retirees/Housing Active Plan	1,559,272.37	1,380,570.57	1,140,000.00	1,040,825.72	1,400,000.00	1,350,000.00	18.4%
1910	51542 HRA Employee Deductible Reimb	6,506.67	5,997.62	0.00	6,826.84	12,000.00	12,000.00	0.0%
1910	52170 EAP Fees	0.00	3,961.04	0.00	16,509.68	19,500.00	20,000.00	0.0%
1910	52190 Other Professional Services	1,208,913.83	1,201,209.79	1,200,000.00	847,142.34	1,302,000.00	1,400,000.00	16.7%
1910	55240 Retiree Ins - City Admin	4,955.00	4,164.87	4,000.00	0.00	1,776.00	1,776.00	-55.6%
1910	55241 Retirees Over 65 Plan	421,154.30	470,856.36	480,000.00	351,760.98	475,000.00	485,000.00	1.0%
1910	55242 Retiree Sick Leave Conv >65	111,200.10	69,737.06	100,000.00	70,997.55	89,000.00	100,000.00	0.0%

City of Waukesha - 2019 Annual Operating Budget

0761	Health Insurance Fund	2016 Actuals	2017 Actuals	2018 Orig Bud	2018 YTD Actuals	2018 Projected	2019 Executive	PCT Change 2018-2019Orig
1911	Health Clinic	316,057.77	319,812.02	439,700.00	237,726.51	378,814.00	533,717.00	21.4%
1911	48461 Health Clinic Revenue	(2,825.00)	(3,534.00)	(3,000.00)	(2,587.00)	(4,100.00)	(3,600.00)	20.0%
1911	52183 Management Fees	70,742.12	47,676.96	78,700.00	44,275.68	66,414.00	89,700.00	14.0%
1911	53122 Supplies and Equipment	33,289.08	40,882.70	30,000.00	32,742.75	48,000.00	56,700.00	89.0%
1911	53123 Personal Expenses	164,008.19	187,973.81	250,000.00	128,053.85	196,000.00	322,500.00	29.0%
1911	53124 Facility Operational Expenses	6,385.15	7,323.96	9,000.00	1,233.04	8,500.00	10,500.00	16.7%
1911	53125 Additional Operational Expense	34,288.18	19,631.99	35,000.00	28,930.78	45,000.00	46,800.00	33.7%
1911	53126 Wellness Related Expenses	452.70	924.21	0.00	3,554.11	4,000.00	0.00	0.0%
1911	53127 Startup/ Implementation Fees	9,717.35	18,932.39	40,000.00	1,523.30	15,000.00	11,117.00	-72.2%
Grand Total		(587,460.21)	(835,631.27)	0.00	(93,925.93)	(523,041.00)	0.00	0.0%

Other Insurances

City of Waukesha - 2019 Annual Operating Budget

0770 Property & Liability Insurance	2016 Actuals	2017 Actuals	2018 Orig Bud	2018 YTD Actuals	2018 Projected	2019 Executive	PCT Change 2018-2019Orig
1520 Property and Liability Ins	5,007.76	(69,416.40)	0.00	(72,030.00)	(72,030.00)	0.00	0.0%
1520 47610 Property & Liability Ins	(539,295.70)	(554,381.40)	(561,800.00)	(567,001.00)	(567,001.00)	(587,810.00)	4.6%
1520 48460 Insurance Premium Refunds	(6,875.54)	(860.00)	(5,000.00)	(1,940.00)	(1,940.00)	(5,000.00)	0.0%
1520 55110 Property And Boiler Insuranc	168,491.00	170,157.00	153,115.00	154,820.00	154,820.00	164,253.00	7.3%
1520 55120 Auto And Fleet Insurance	64,654.00	72,998.00	93,551.00	92,397.00	92,397.00	95,352.00	1.9%
1520 55130 Public Officials Liability	1,013.00	1,013.00	1,103.00	1,013.00	1,013.00	1,103.00	0.0%
1520 55190 General Liability Insurance	312,021.00	236,657.00	314,031.00	243,681.00	243,681.00	327,102.00	4.2%
1520 57420 Uninsured Property Damage	5,000.00	5,000.00	5,000.00	5,000.00	5,000.00	5,000.00	0.0%

City of Waukesha - 2019 Annual Operating Budget

0770 Property & Liability Insurance	2016 Actuals	2017 Actuals	2018 Orig Bud	2018 YTD Actuals	2018 Projected	2019 Executive	PCT Change 2018-2019Orig
1521 Workers Compensation	6,383.00	(63,957.00)	0.00	(86,916.50)	(21,346.00)	0.00	0.0%
1521 47590 Workmans Compensation	(1,090,499.00)	(1,207,638.00)	(987,220.00)	(956,968.20)	(995,333.00)	(1,029,780.00)	4.3%
1521 48460 Insurance Premium Refunds	0.00	(53,130.00)	(77,855.00)	(87,015.00)	(87,015.00)	(111,387.00)	43.1%
1521 55160 Workman's Comp Insurance	1,077,832.00	1,177,761.00	1,046,025.00	942,026.20	1,041,952.00	1,122,117.00	7.3%
1521 57440 Permanent Disability Payment	19,050.00	19,050.00	19,050.00	15,040.50	19,050.00	19,050.00	0.0%

City of Waukesha - 2019 Annual Operating Budget

0770 Property & Liability Insurance	2016 Actuals	2017 Actuals	2018 Orig Bud	2018 YTD Actuals	2018 Projected	2019 Executive	PCT Change 2018-2019Orig
1522 Safety Shoes and Glasses	(440.00)	(760.00)	0.00	2,861.84	(2,134.00)	(500.00)	-50000.0%
1522 47690 Other Employee Benefits	(4,122.74)	(2,516.40)	(16,500.00)	0.00	(4,000.00)	(6,000.00)	-63.6%
1522 48110 Interest On Investments	100.32	(1,116.97)	19.00	0.00	(2,134.00)	(500.00)	-2731.6%
1522 53460 Safety Shoes & Glasses	3,582.42	2,873.37	16,481.00	2,861.84	4,000.00	6,000.00	-63.6%

City of Waukesha - 2019 Annual Operating Budget

0770 Property & Liability Insurance	2016 Actuals	2017 Actuals	2018 Orig Bud	2018 YTD Actuals	2018 Projected	2019 Executive	PCT Change 2018-2019Orig
1523 Drivers Awareness	440.00	760.00	0.00	360.00	320.00	500.00	50000.0%
1523 53270 Licenses	440.00	760.00	0.00	360.00	320.00	500.00	0.0%



TRUST FUNDS

A Trust Fund is categorized as a Fiduciary Fund, which, by definition, cannot be used to support the government's own programs, but is shown on the basic Fund Financial Statements to ensure fiscal accountability.

The City of Waukesha has the following Trust and Endowment funds:

- Emergency Medical Assistance Trust
- Federal Confiscated Property Trust
- State Confiscated Property Trust
- Sick Leave Conversion
- H.B. Mills Trust
- Cemetery Trusts
- Library Endowments

Emergency Medical Assistance Trust

City of Waukesha - 2019 Annual Operating Budget

0814	Emergency Medical Assist Fund	2016 Actuals	2017 Actuals	2018 Orig Bud	2018 YTD Actuals	2018 Projected	2019 Executive	PCT Change 2018-2019Orig
2284	Emergency Medical Assist T	(3,482.28)	(4,409.59)	0.00	(585.00)	6,564.00	0.00	0.0%
2284	48110 Interest On Investments	(308.38)	(445.59)	(454.00)	0.00	(851.00)	(868.00)	91.2%
2284	48410 Private Donations-Lighted Do	(4,435.00)	(4,000.00)	0.00	(585.00)	(585.00)	(200.00)	0.0%
2284	49990 Appropriated Fund Balance Ap	0.00	0.00	0.00	0.00	0.00	(3,505.00)	0.0%
2284	68190 Other Capital	1,261.10	36.00	454.00	0.00	8,000.00	4,573.00	907.3%

City of Waukesha - 2019 Annual Operating Budget

0814	Emergency Medical Assist Fund	2016 Actuals	2017 Actuals	2018 Orig Bud	2018 YTD Actuals	2018 Projected	2019 Executive	PCT Change 2018-2019Orig
2285	Fire Donations	0.00	17,500.00	0.00	0.00	21,206.00	0.00	0.0%
	2285 68190 Other Capital	0.00	17,500.00	0.00	0.00	21,206.00	0.00	0.0%
Grand Total		(3,482.28)	13,090.41	0.00	(585.00)	27,770.00	0.00	0.0%

Federal Confiscated Property Trust

City of Waukesha - 2019 Annual Operating Budget

0817	Federal Confiscated Property	2016 Actuals	2017 Actuals	2018 Orig Bud	2018 YTD Actuals	2018 Projected	2019 Executive	PCT Change 2018-2019Orig
2148	Federal Confiscated Proper	18,060.47	13,510.09	0.00	(3,659.77)	4,796.00	0.00	0.0%
2148	44190 Other Fines And Forfeitures	(3,668.23)	7,646.98	(19,671.00)	(18,205.77)	(18,206.00)	(19,492.00)	-0.9%
2148	48110 Interest On Investments	(90.45)	(260.65)	(329.00)	0.00	(498.00)	(508.00)	54.4%
2148	53490 Other Operating Supplies	21,686.00	6,061.20	20,000.00	11,046.00	20,000.00	20,000.00	0.0%
2148	68160 Computer Hardware & Software	133.15	62.56	0.00	0.00	0.00	0.00	0.0%
2148	89240 Transfer To Capital Projects	0.00	0.00	0.00	3,500.00	3,500.00	0.00	0.0%

City of Waukesha - 2019 Annual Operating Budget

0817	Federal Confiscated Property	2016 Actuals	2017 Actuals	2018 Orig Bud	2018 YTD Actuals	2018 Projected	2019 Executive	PCT Change 2018-2019Orig
2149	Police Inv Metro Drug	(38,715.00)	12,305.28	0.00	0.00	0.00	0.00	0.0%
2149	44190 Other Fines And Forfeitures	(38,659.88)	0.00	0.00	0.00	0.00	0.00	0.0%
2149	48110 Interest On Investments	(55.12)	0.00	0.00	0.00	0.00	0.00	0.0%
2149	53490 Other Operating Supplies	0.00	12,305.28	0.00	0.00	0.00	0.00	0.0%
Grand Total		(20,654.53)	25,815.37	0.00	(3,659.77)	4,796.00	0.00	0.0%

State Confiscated Property Trust

City of Waukesha - 2019 Annual Operating Budget

0818	State Confiscated Property	2016 Actuals	2017 Actuals	2018 Orig Bud	2018 YTD Actuals	2018 Projected	2019 Executive	PCT Change 2018-2019Orig
2146	State Confiscated Property	(18,064.33)	(6,029.59)	0.00	(1,779.30)	(909.00)	0.00	0.0%
2146	44190 Other Fines And Forfeitures	(24,732.02)	(64,961.49)	(19,644.00)	(2,799.00)	(5,000.00)	(19,072.00)	-2.9%
2146	48110 Interest On Investments	(234.77)	(475.90)	(356.00)	0.00	(909.00)	(928.00)	160.7%
2146	53940 Confiscated Vehicle Fees	6,902.46	59,407.80	20,000.00	1,019.70	5,000.00	20,000.00	0.0%
Grand Total		(18,064.33)	(6,029.59)	0.00	(1,779.30)	(909.00)	0.00	0.0%

Sick Leave Conversion

City of Waukesha - 2019 Annual Operating Budget

0819 Sick Leave Conversion	2016 Actuals	2017 Actuals	2018 Orig Bud	2018 YTD Actuals	2018 Projected	2019 Executive	PCT Change 2018-2019Orig
1439 Sick Leave Conversion	0.00	0.00	0.00	0.00	0.00	0.00	0.0%
1439 49210 Transfers From General Fund	(181,617.99)	(237,269.33)	(248,196.00)	(122,255.89)	(217,995.00)	(276,226.00)	11.3%
1439 49260 Transfers From Enterprise Fu	(36,332.05)	(54,619.02)	(46,705.00)	(30,515.94)	(51,826.00)	(25,218.00)	-46.0%
1439 89270 Transfer To Internal Service	217,950.04	291,888.35	294,901.00	152,771.83	269,821.00	301,444.00	2.2%
Grand Total	0.00	0.00	0.00	0.00	0.00	0.00	0.0%

H.B. Mills Trust

City of Waukesha - 2019 Annual Operating Budget

0844	H.B. Mills Trust	2016 Actuals	2017 Actuals	2018 Orig Bud	2018 YTD Actuals	2018 Projected	2019 Executive	PCT Change 2018-2019Orig
5318	H.B. Mills Trust	(20.35)	0.00	0.00	(325.25)	0.00	0.00	0.0%
5318	48110 Interest On Investments	(196.83)	(242.47)	(234.00)	(325.25)	(500.00)	(540.00)	130.8%
5318	89210 Transfer To General Fund	176.48	242.47	234.00	0.00	500.00	540.00	130.8%
Grand Total		(20.35)	0.00	0.00	(325.25)	0.00	0.00	0.0%

Cemetery Trusts

City of Waukesha - 2019 Annual Operating Budget

0841 Perpetual Care - PHC	2016 Actuals	2017 Actuals	2018 Orig Bud	2018 YTD Actuals	2018 Projected	2019 Executive	PCT Change 2018-2019Orig
7801 Trust Fund A	2,998.54	(126,897.30)	0.00	(60,865.26)	(21,752.00)	(6,270.00)	-627000.0%
7801 48110 Interest On Investments	(22,021.03)	(21,361.22)	(28,000.00)	(10,957.04)	(16,388.00)	(18,758.00)	-33.0%
7801 48111 Unrealized Gain/(Loss) on B	(44,383.26)	(122,398.33)	(60,000.00)	(44,781.36)	(67,172.00)	(43,531.00)	-27.4%
7801 48112 Investment Fees	10,766.73	11,307.34	0.00	7,920.80	11,880.00	11,012.00	0.0%
7801 48113 Realized Gain/(Loss) on Inv	(18,956.26)	(63,905.09)	0.00	(13,047.66)	(19,532.00)	(26,221.00)	0.0%
7801 52180 Management Services	0.00	0.00	10,000.00	0.00	0.00	0.00	-100.0%
7801 89260 Transfer To Enterprise Funds	77,592.36	69,460.00	78,000.00	0.00	69,460.00	71,228.00	-8.7%
Grand Total	2,998.54	(126,897.30)	0.00	(60,865.26)	(21,752.00)	(6,270.00)	-627000.0%

City of Waukesha - 2019 Annual Operating Budget

0842 Cemetery Special Endowment B	2016 Actuals	2017 Actuals	2018 Orig Bud	2018 YTD Actuals	2018 Projected	2019 Executive	PCT Change 2018-2019Orig
7802 Trust Fund B	(5,769.05)	(65,221.69)	(98,500.00)	(43,240.25)	15,877.00	23,820.00	-124.2%
7802 48110 Interest On Investments	(15,906.75)	(15,950.64)	(37,000.00)	(8,093.85)	(12,117.00)	(13,986.00)	-62.2%
7802 48111 Unrealized Gain/(Loss) on B	(94,153.45)	(95,154.35)	(98,000.00)	(21,781.83)	(32,672.00)	(35,680.00)	-63.6%
7802 48112 Investment Fees	7,880.36	8,370.01	0.00	5,832.75	8,748.00	8,155.00	0.0%
7802 48113 Realized Gain/(Loss) on Inv	59,880.02	(43,201.50)	0.00	(19,197.32)	(28,796.00)	(9,152.00)	0.0%
7802 89260 Transfer To Enterprise Funds	36,530.77	80,714.79	36,500.00	0.00	80,714.00	74,483.00	104.1%
Grand Total	(5,769.05)	(65,221.69)	(98,500.00)	(43,240.25)	15,877.00	23,820.00	-124.2%

City of Waukesha - 2019 Annual Operating Budget

0845 Kind Trust Fund PHC	2016 Actuals	2017 Actuals	2018 Orig Bud	2018 YTD Actuals	2018 Projected	2019 Executive	PCT Change 2018-2019Orig
7805 Cemetery Trust K	(12,660.49)	(48,082.48)	(31,700.00)	(15,678.43)	(23,177.00)	(20,087.00)	-36.6%
7805 48110 Interest On Investments	(6,461.87)	(7,137.86)	(5,500.00)	(3,706.17)	(5,189.00)	(4,697.00)	-14.6%
7805 48111 Unrealized Gain/(Loss) on B	(39,836.77)	(32,371.48)	(40,000.00)	(10,814.29)	(16,049.00)	(22,064.00)	-44.8%
7805 48112 Investment Fees	3,892.02	4,257.04	0.00	3,198.18	4,188.00	3,084.00	0.0%
7805 48113 Realized Gain/(Loss) on Inv	26,878.96	(16,791.42)	0.00	(5,151.02)	(7,727.00)	590.00	0.0%
7805 52180 Management Services	0.00	0.00	3,800.00	0.00	0.00	0.00	-100.0%
7805 89260 Transfer To Enterprise Funds	2,867.17	3,961.24	10,000.00	794.87	1,600.00	3,000.00	-70.0%
Grand Total	(12,660.49)	(48,082.48)	(31,700.00)	(15,678.43)	(23,177.00)	(20,087.00)	-36.6%

City of Waukesha - 2019 Annual Operating Budget

0850 Reserve Trust	2016 Actuals	2017 Actuals	2018 Orig Bud	2018 YTD Actuals	2018 Projected	2019 Executive	PCT Change 2018-2019Orig
7850 Reserve C Fund P & L	(2,007.60)	(5,873.35)	(11,500.00)	15,018.74	14,292.00	(1,795.00)	-84.4%
7850 48110 Interest On Investments	(725.07)	(1,283.47)	(12,000.00)	(291.14)	(438.00)	(620.00)	-94.8%
7850 48111 Unrealized Gain/(Loss) on B	(5,023.46)	(3,223.16)	(500.00)	816.63	1,224.00	(794.00)	58.8%
7850 48112 Investment Fees	378.62	342.42	0.00	223.74	335.00	368.00	0.0%
7850 48113 Realized Gain/(Loss) on Inv	3,362.31	(1,709.14)	0.00	(2,197.49)	(3,296.00)	(749.00)	0.0%
7850 52180 Management Services	0.00	0.00	1,000.00	0.00	0.00	0.00	-100.0%
7850 89260 Transfer To Enterprise Funds	0.00	0.00	0.00	16,467.00	16,467.00	0.00	0.0%
Grand Total	(2,007.60)	(5,873.35)	(11,500.00)	15,018.74	14,292.00	(1,795.00)	-84.4%

Library Endowments

City of Waukesha - 2019 Annual Operating Budget

0843	Library Endowment	2016 Actuals	2017 Actuals	2018 Orig Bud	2018 YTD Actuals	2018 Projected	2019 Executive	PCT Change 2018-2019Orig
5191	Libr Restr Funds Trust	(1,567.60)	(3,737.25)	0.00	5,442.07	2,080.00	0.00	0.0%
5191	45710 Library Fees	(1,070.00)	(931.00)	0.00	0.00	0.00	0.00	0.0%
5191	48110 Interest On Investments	(261.60)	(451.25)	(386.00)	0.00	(862.00)	(300.00)	-22.3%
5191	48410 Private Donations-Lighted Do	(3,009.00)	(5,364.00)	(2,500.00)	0.00	(2,500.00)	(2,500.00)	0.0%
5191	53710 Library Books/Materials	2,773.00	3,009.00	2,886.00	5,442.07	5,442.00	2,800.00	-3.0%

City of Waukesha - 2019 Annual Operating Budget

0843 Library Endowment	2016 Actuals	2017 Actuals	2018 Orig Bud	2018 YTD Actuals	2018 Projected	2019 Executive	PCT Change 2018-2019Orig
5192 Libr Restricted Gifts	885.60	(4,145.00)	0.00	1,141.68	(2,761.00)	0.00	0.0%
5192 48410 Private Donations	(9,419.63)	(11,725.37)	(4,200.00)	(9,581.28)	(9,582.00)	(3,000.00)	-28.6%
5192 48411 Public Art	0.00	(5,000.00)	0.00	(502.84)	(600.00)	0.00	0.0%
5192 52190 Other Professional Services	2,836.05	4,667.80	1,000.00	5,459.43	3,141.00	2,500.00	150.0%
5192 53710 Library Books/Materials	3,576.11	3,163.46	3,000.00	3,385.82	3,400.00	500.00	-83.3%
5192 53940 Public Artwork	3,893.07	4,749.11	200.00	2,380.55	880.00	0.00	-100.0%

City of Waukesha - 2019 Annual Operating Budget

0843 Library Endowment	2016 Actuals	2017 Actuals	2018 Orig Bud	2018 YTD Actuals	2018 Projected	2019 Executive	PCT Change 2018-2019Orig
5193 Libr Restricted Memorial	144.29	174.00	0.00	(82.60)	0.00	0.00	0.0%
5193 48410 Private Donations-Lighted Do	(190.71)	(630.00)	(500.00)	(199.00)	(300.00)	(500.00)	0.0%
5193 53710 Library Books/Materials	335.00	804.00	500.00	116.40	300.00	500.00	0.0%

City of Waukesha - 2019 Annual Operating Budget

0843 Library Endowment	2016 Actuals	2017 Actuals	2018 Orig Bud	2018 YTD Actuals	2018 Projected	2019 Executive	PCT Change 2018-2019Orig
5197 Libr Restricted Rental	(281.34)	262.01	0.00	93.89	0.00	0.00	0.0%
5197 45710 Library Fees	(3,221.37)	(2,793.69)	(3,500.00)	(1,937.92)	(2,438.00)	(3,000.00)	-14.3%
5197 53710 Library Books/Materials	2,940.03	3,055.70	3,500.00	2,031.81	2,438.00	3,000.00	-14.3%
Grand Total	(819.05)	(7,446.24)	0.00	6,595.04	(681.00)	0.00	0.0%