


PROJECT :

RUSS DARROW KIA OF WAUKESHA

2141 EAST MORELAND BLVD
WAUKESHA, WI

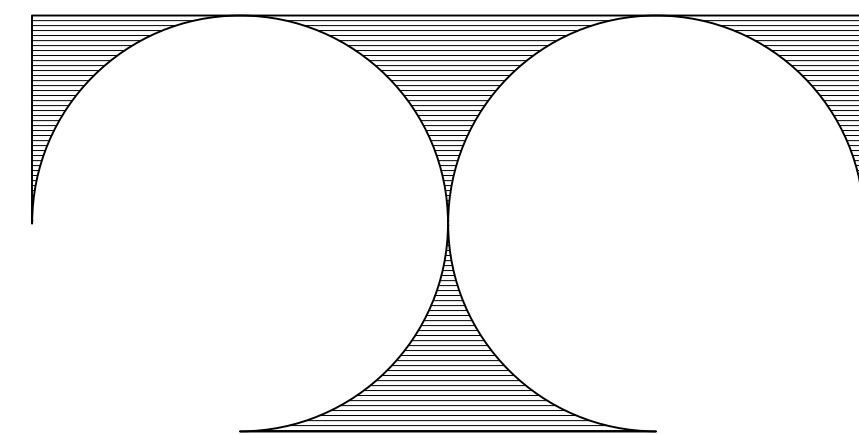
CONSTRUCTION MANAGER :



PROFESSIONAL CONSULTANTS, INC.

133 HILL STREET
HARTLAND, WISCONSIN
(414) 367-6080

ARCHITECT :



TDI ASSOCIATES, INC.

ARCHITECTURE & PLANNING
25217 SOUTH WIND LAKE ROAD
WIND LAKE, WISCONSIN
TEL: (262) 409-2530

GENERAL NOTES:

1. THE ARCHITECT/ENGINEER MAINTAINS NO RESPONSIBILITY FOR THE GENERAL CONTRACTOR, SUBCONTRACTORS, OR THOSE WORKING IN SUCH CAPACITIES, FOR THE METHODS USED, OR LACK THEREOF, IN THE EXECUTION OF THE WORK AND SAFETY PROCEDURES AND PRECAUTIONS TAKEN AT THE PROJECT SITE.
2. CONTRACTORS SHALL ASSUME FULL RESPONSIBILITY - UNRELIEVED BY REVIEW OF SHOP DRAWING NOR BY SUPERVISION OR PERIODIC OBSERVATION OF CONSTRUCTION FOR COMPLIANCE WITH THE CONTRACT DOCUMENTS - FOR DIMENSIONS TO BE CONFIRMED AND CORRELATED ON THE JOB SITE AND BETWEEN INDIVIDUAL DRAWINGS OR SETS OF DRAWINGS; FOR FABRICATION PROCESSES AND CONSTRUCTION TECHNIQUES (INCLUDING EXCAVATION, SHORING AND SCAFFOLDING, BRACING, ERECTION, FORMWORK, ETC.); FOR COORDINATION OF THE VARIOUS TRADES; FOR SAFE CONDITIONS ON THE JOB SITE; AND FOR THE PROTECTION OF THE PEOPLE AND PROPERTY AT THE JOB SITE.
3. VARIATIONS IN FIELD CONDITIONS RELATIVE TO THE CONTRACT DOCUMENTS SHALL BE REPORTED TO THE ARCHITECT/ENGINEER WORK SHALL NOT PROGRESS UNTIL WRITTEN PERMISSION FROM THE ARCHITECT/ENGINEER IS OBTAINED.
4. THE INFORMATION CONTAINED ON THE DRAWINGS IS IN ITSELF INCOMPLETE, AND VOID UNLESS USED IN CONJUNCTION WITH ALL THE SPECIFICATIONS, TRADE PRACTICES, OR APPLICABLE STANDARDS, CODES, ETC., INCORPORATED THEREIN BY REFERENCE, OF WHICH THE CONTRACTOR CERTIFIES KNOWLEDGE BY SIGNING THE CONTRACT.
5. ARCHITECT/ENGINEER'S REVIEW OF DRAWINGS PREPARED BY THE CONTRACTORS, SUPPLIERS, ETC. ARE ONLY FOR CONFORMANCE WITH THE DESIGN CONCEPT. CONSTRUCTION SHALL NOT START WITHOUT SAID REVIEW, AND ONLY SHOP DRAWINGS STAMPED BY THE ARCHITECT/ENGINEER WILL BE ALLOWED AT THE JOB SITE.
6. DRAWINGS ARE NOT TO BE USED FOR SHOP DETAILING OR FOR CONSTRUCTION UNLESS SPECIFICALLY STAMPED BY THE ARCHITECT/ENGINEER ON THE DRAWINGS "FOR CONSTRUCTION". THESE DRAWINGS ARE TO BE REPRODUCED FOR THE PURPOSE OF USING THEM AS SHOP DRAWINGS.
7. UNLESS NOTED OTHERWISE, ALL DETAILS, SECTIONS, AND NOTES ON THE DRAWINGS ARE INTENDED TO BE TYPICAL FOR SIMILAR SITUATIONS ELSEWHERE.
8. ALL DIMENSIONS ON SUB-CONTRACTORS DRAWINGS ARE TO BE CHECKED BY THE CONTRACTOR AGAINST ARCHITECTURAL, MECHANICAL, AND ELECTRICAL DRAWINGS. CONTRACTOR SHALL BE FULLY RESPONSIBLE FOR CONFIRMING AND CORRELATING ALL DIMENSIONS ON THE JOB SITE AND BETWEEN INDIVIDUAL DRAWINGS AND TRADES.
9. SEE ARCHITECTURAL, MECHANICAL AND ELECTRICAL DRAWINGS FOR ADDITIONAL OPENINGS, SLEEVES, EQUIPMENT PADS, DEPRESSIONS, CURBS, FLOOR FINISHES, INSERTS, AND OTHER EMBEDDED ITEMS.
10. UNLESS OTHERWISE SHOWN OR NOTED, THE GENERAL CONTRACTOR SHALL BE RESPONSIBLE FOR COORDINATING THE LOCATION AND THE PLACEMENT OF ANY INSERTS, HANGARS, PIPE SLEEVES, HOLES OR ANCHORS BOLTS THAT ARE REQUIRED BY THE MECHANICAL OR ELECTRICAL EQUIPMENT.
11. THE CONTRACTOR SHALL COMPLY WITH THE LATEST OCCUPATIONAL SAFETY HEALTH ACT REQUIREMENTS.
12. ALL CONSTRUCTION SHALL BE PERFORMED IN STRICT CONFORMANCE WITH ALL APPLICABLE STATE AND LOCAL BUILDING CODES.

REVISION DATE

DRAWING INDEX :

- T1.0 TITLE SHEET
- T1.1 LIFE SAFETY, PLAN SYMBOLS, & ACCESSIBLE MOUNTING DIAG.

ARCHITECTURAL:

- AD1.1 DEMO PLAN
- A1.1 FLOOR PLAN
- A2.1 EXTERIOR ELEVATIONS
- A2.2 EXTERIOR ELEVATIONS
- A3.1 WALL TYPES & WALL SECTIONS
- A3.2 WALL SECTIONS
- A3.3 WALL SECTIONS
- A3.4 WALL SECTIONS
- A4.1 WALL & FLOOR FINISH PLAN
- A4.2 INTERIOR FINISH SCHEDULE
- A4.3 INTERIOR FINISH SCHEDULE
- A4.4 FURNITURE & FIXTURE PLAN
- A4.5 FURNITURE SCHEDULE
- A4.6 FIXTURE SCHEDULE
- A6.1 REFLECTED CEILING PLAN
- A7.1 DOOR SCHEDULE & DETAILS

STRUCTURAL:

- S1.1 FOUNDATION PLAN
- S2.1 ROOF FRAMING PLAN

BUILDING DATA :

OCCUPANCY: GROUP B, BUSINESS
(chapter 5) GROUP S-1, MODERATE - HAZZARD STORAGE

SFRINKLERS: NONE


CONSTRUCTION TYPE: TYPE III B
(per 602) TWO STORY
4 SIDES FIRE ACCESS

ALLOWABLE AREA: <i>(per table 503)</i>	GROUP B	3 STORIES	19,000 SQ. FT.
	GROUP S-1	2 STORIES	17,500 SQ. FT.
MOST RESTRICTIVE:	GROUP S-1	2 STORIES	17,500 SQ. FT.
OPEN AREA INCREASE:			13,125 SQ. FT.
		TOTAL =	30,625 SQ. FT.


ACTUAL AREA: EXISTING FIRST FLOOR: 17,083 SQ. FT.
FIRST FLOOR ADDITION: 1,803 SQ. FT.
TOTAL FIRST FLOOR AREA: 18,886 SQ. FT.

EXISTING SECOND FLOOR: 3,381 SQ. FT.
ALTERED FIRST FLOOR: 9,386 SQ. FT.

RATINGS REQUIRED: <i>(per table 60)</i>	OCCUPANCY SEPARATION	3 HOUR RATING
	STRUCTURAL FRAMING	NC-0 HOUR RATING
	BEARING WALL EXTERIOR	2 HOUR RATING
	BEARING WALL INTERIOR	NC-0 HOUR RATING
	NON BEARING EXTERIOR (1,30')	NC-0 HOUR RATING
	NON BEARING INTERIOR	0 HOUR RATING
	FLOOR CONSTRUCTION	NC-0 HOUR RATING
	ROOF CONSTRUCTION	NC-0 HOUR RATING
	ROOF COVERING	CLASS - B



25217 SOUTH WIND LAKE ROAD
WIND LAKE, WISCONSIN 53185
PHONE 262-409-2530



PROFESSIONAL CONSULTANTS, INC.

300 COTTONWOOD AVE # 7
HARTLAND, WISCONSIN 53029
(262) 367-6080

**RUSS DARROW
KIA OF WAUKESHA**

2141 EAST MORELAND BLVD
WAUKESHA, WISCONSIN

TDI ASSOCIATES, INC
All Rights Reserved

OWNERSHIP OF DOCUMENTS

This document, and the ideas and design incorporated herein, as an instrument of professional service, is the sole property of TDI Associates, Inc., and is not to be used in whole or in part for any other project or purpose without the expressed written authorization of TDI Associates, Inc.

Sheet Title
TITLE SHEET

Issued For: _____ Date: _____

- -

Date: **07-17-2024**

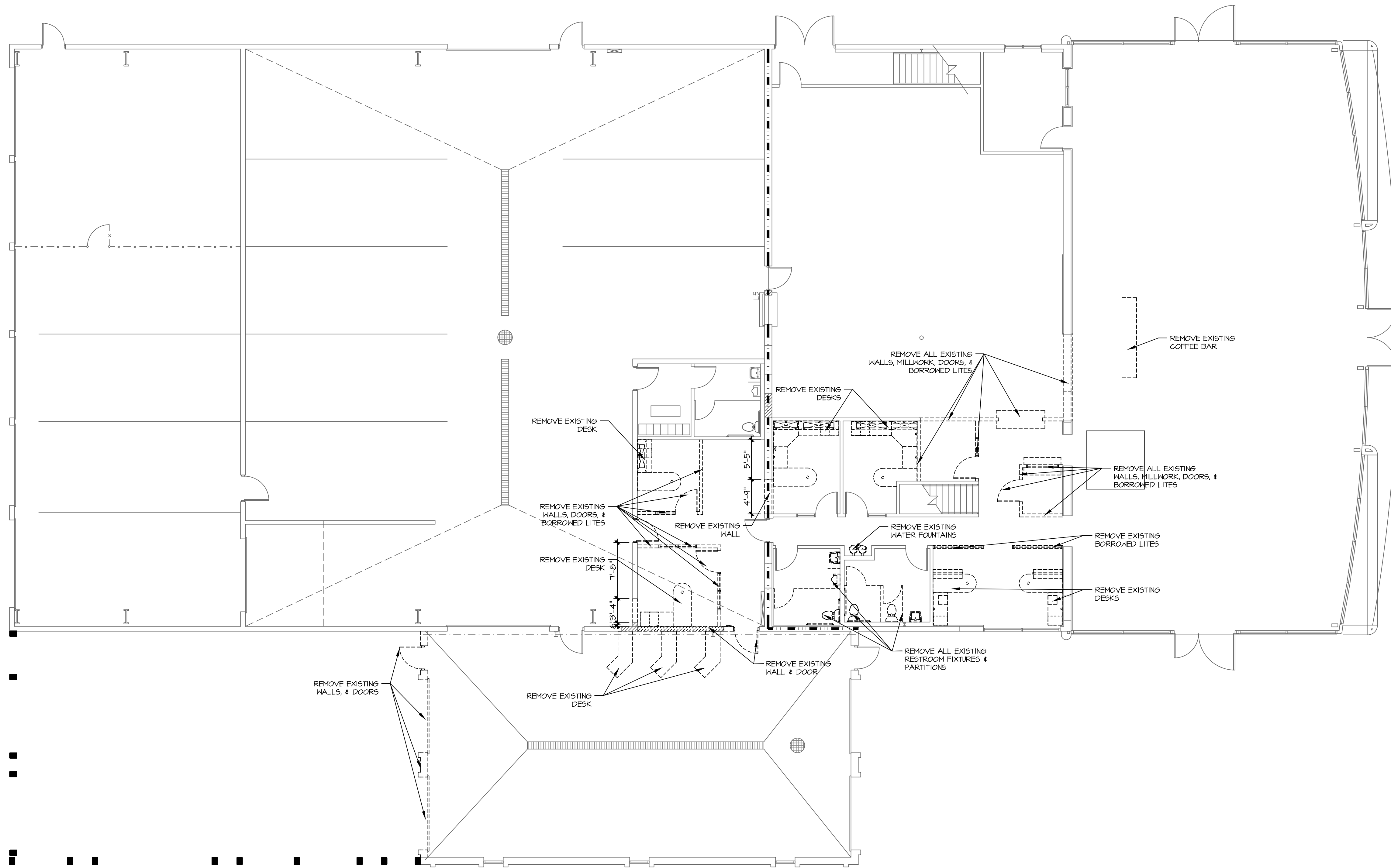
Job NO.: **24103.000**

Drawn By: **LCC**


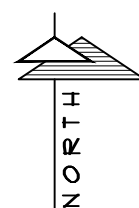
Sheet No.

T1.0

NOTE
REMOVE ALL EXISTING FURNITURE




1 DEMO FLOOR PLAN
1/8"=1'-0"



TDI ASSOCIATES, INC.
ARCHITECTURE & PLANNING

25217 SOUTH WIND LAKE ROAD
WIND LAKE, WISCONSIN 53185
PHONE 262-409-2530



PROFESSIONAL
CONSULTANTS, INC.
300 COTTONWOOD AVE # 7
HARTLAND, WISCONSIN 53029
(262) 367-6080

RUSS DARROW
KIA OF WAUKESHA
2141 EAST MORELAND BLVD
WAUKESHA, WISCONSIN

TDI ASSOCIATES, INC
All Rights Reserved

OWNERSHIP OF DOCUMENTS
This document, and the ideas and design incorporated herein, as an instrument of professional service, is the sole property of TDI Associates, Inc., and is not to be used in whole or in part for any other project or purpose without the expressed written authorization of TDI Associates, Inc.

Sheet Title
DEMO PLAN

Issued For: _____ Date: _____

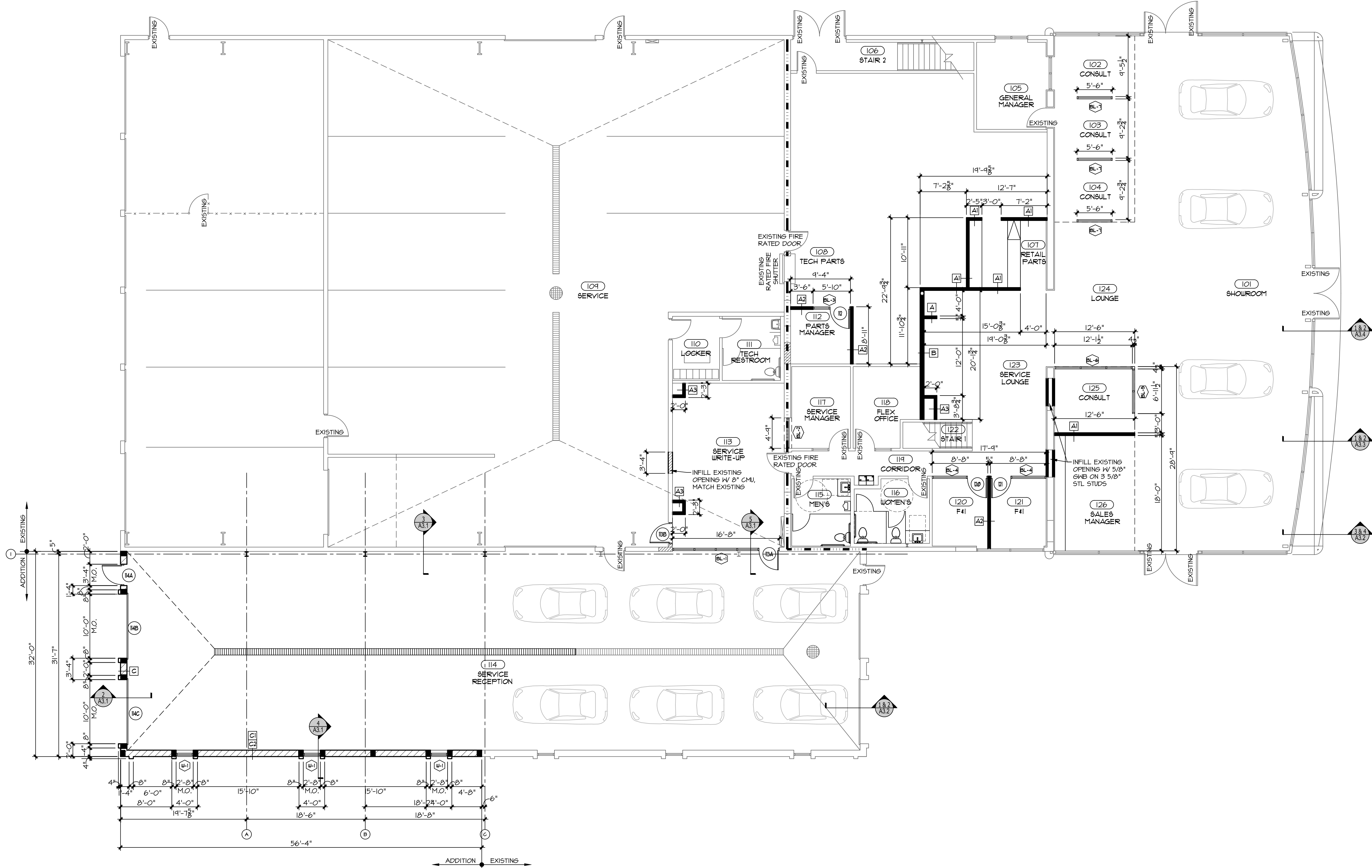
Date: **07-17-2024**

Job NO.: **24103.000**

Drawn By: **LCC**

Sheet No.

AD1.1



NOTE
ALL WALLS ARE EXISTING UNLESS NOTED

DIMENSION NOTES
DIMENSIONS @ EXTERIOR WALLS ARE TO FACE OF SHEATHING FOR STUD WALLS & FACE OF FOUNDATION FOR CMU WALLS UNLESS NOTED

- GENERAL NOTES**
1. PATCH ALL EXISTING SURFACES TO MATCH WHERE EXISTING WALLS, DOORS & BORROWED LITES WERE REMOVED
 2. TENANT TO GET DRINKING WATER FROM SINK OR PROVIDE BOTTLED WATER

1 FIRST FLOOR PLAN
1/8" = 1'-0"

25217 SOUTH WIND LAKE ROAD
WIND LAKE, WISCONSIN 53185
PHONE 262-409-2530

PROFESSIONAL CONSULTANTS, INC.
300 COTTONWOOD AVE # 7
HARTLAND, WISCONSIN 53029
(262) 367-6080

RUSS DARROW
KIA OF WAUKESHA
2141 EAST MORELAND BLVD
WAUKESHA, WISCONSIN

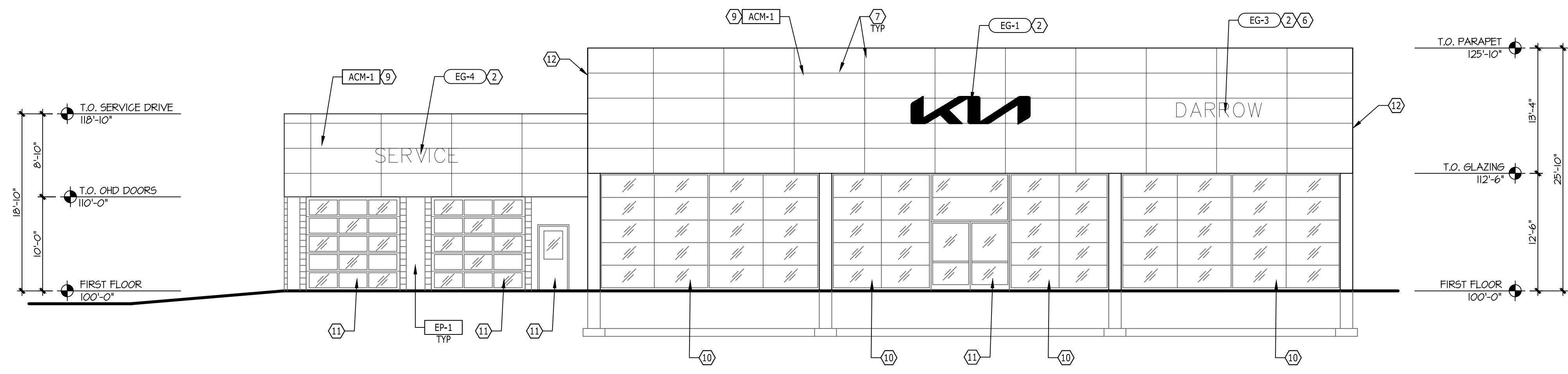
TDI ASSOCIATES, INC
All Rights Reserved
OWNERSHIP OF DOCUMENTS
This document, and the ideas and design incorporated herein, as an instrument of professional service, is the sole property of TDI Associates, Inc., and is not to be used in whole or in part for any other project or purpose without the expressed written authorization of TDI Associates, Inc.

Sheet Title
FIRST FLOOR PLAN

Issued For: _____ Date: _____

Date: **07-17-2024**
Job NO.: **24103.000**
Drawn By: **LCC**
Sheet No. _____

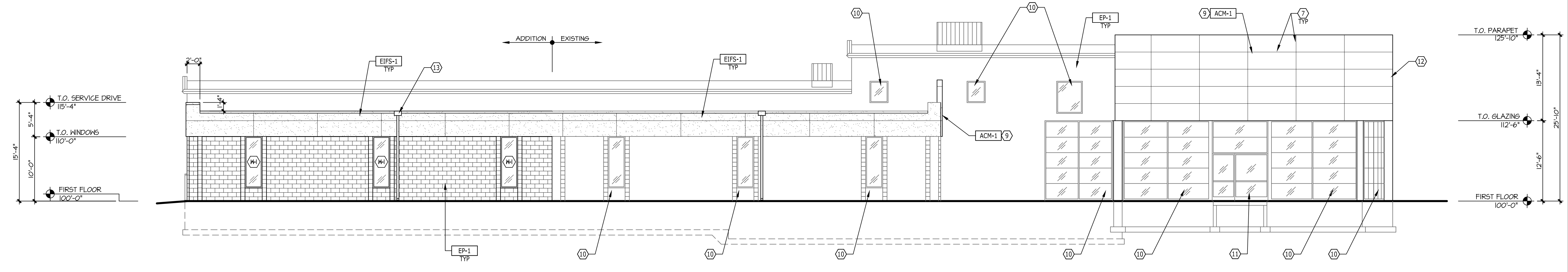
A1.1



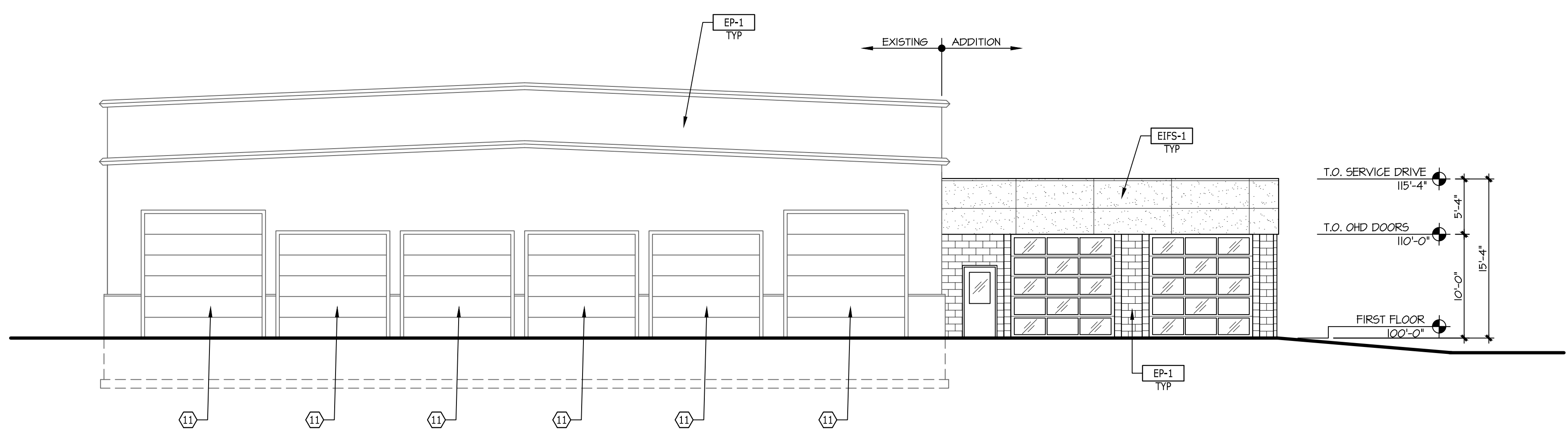
1 NORTH ELEVATION
1/8" = 1'-0"

LEGEND	
(N)	NOTE DESIGNATOR - REFER TO DRAWING NOTES ON THIS SHEET
EG-X	GRAPHICS DESIGNATOR - REFER TO SHEET G-X
F-#	FINISH DESIGNATOR - REFER TO EXTERIOR FINISH SCHEDULE


- # DRAWING NOTES
- NOT USED.
 - BUILDING SIGNAGE. SEE GRAPHICS SHEETS.
 - CENTERLINE OF MULLIONS CURTAIN WALL SYSTEM SHALL BE EQUAL FRAME SPACING AS ALLOWABLE.
 - DISPLAY PLATFORM. SEE DETAILS ON SHEET A.1A.
 - NOT USED.
 - DEALER NAME TO BE ALL UPPERCASE, 2'-0" ALL LETTERS OR 1'-6" LETTER FOR LONGER NAMES.
 - ACM PANEL JOINT, TYP.
 - ENTRY PORTAL PROVIDED BY PATTISON SIGN GROUP. CONTACT BELOW FOR COORDINATION AND REQUIREMENTS.
CONTACT: STEVIE WEBB swebb@pattisonsign.com
 - ACM PROVIDED AND INSTALLED BY PATTISON SIGN GROUP. NO EXCEPTIONS. CONTACT BELOW FOR COORDINATION AND REQUIREMENTS.
CONTACT: STEVIE WEBB swebb@pattisonsign.com
INSTALL OVER EXISTING EIFS / RIGID INSULATION
 - EXISTING GLAZING.
 - EXISTING DOOR.
 - EXTEND STEEL STUD FRAMING AND SHEATHING TO SQUARE



2 EAST ELEVATION
1/8" = 1'-0"




3 SOUTH ELEVATION
1/8" = 1'-0"



TDI ASSOCIATES, INC.
ARCHITECTURE & PLANNING

25217 SOUTH WIND LAKE ROAD
WIND LAKE, WISCONSIN 53185
PHONE 262-409-2530



PROFESSIONAL
CONSULTANTS, INC.

300 COTTONWOOD AVE # 7
HARTLAND, WISCONSIN 53029
(262) 367-6080

RUSS DARROW
KIA OF WAUKESHA
2141 EAST MORELAND BLVD
WAUKESHA, WISCONSIN

TDI ASSOCIATES, INC
All Rights Reserved

OWNERSHIP OF DOCUMENTS

This document, and the ideas and design incorporated herein, as an instrument of professional service, is the sole property of TDI Associates, Inc., and is not to be used in whole or in part for any other project or purpose without the expressed written authorization of TDI Associates, Inc.

Sheet Title
ELEVATIONS

Issued For: _____ Date: _____

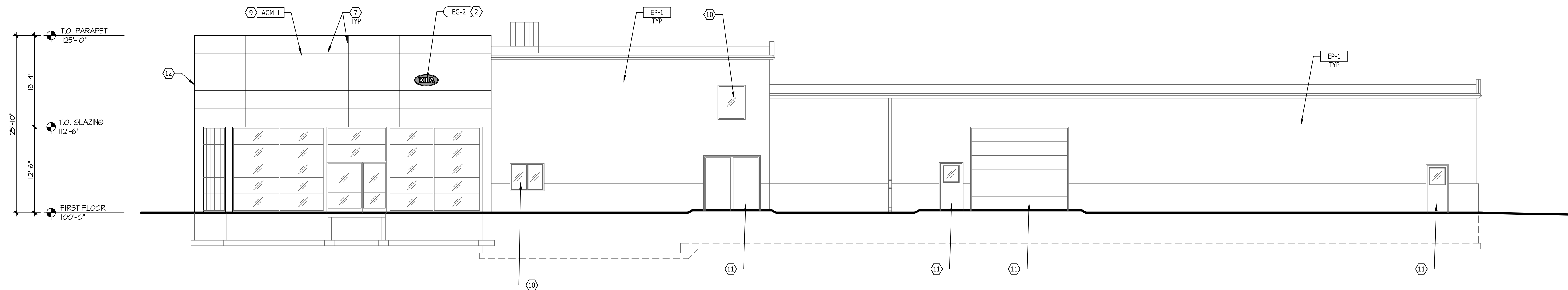
Date: 07-17-2024

Job NO.: 24103.000

Drawn By: LCC


Sheet No.

A2.1




1 WEST ELEVATION
1/8" = 1'-0"

EXTERIOR FINISH SCHEDULE									
KIA 2023 CBS EXTERIOR MATERIALS AND FINISHES SCHEDULE									
CODE	MATERIAL	NOTES	LOCATION	MANUFACTURER	PRODUCT	FINISH/COLOR	DIMENSION	WEBSITE	MANUFACTURER REPRESENTATIVE CONTACT INFORMATION
ACM-1	ALUMINUM COMPOSITE MATERIAL	CONTRACTOR TO COORDINATE ALL ADDITIONAL PARTS AND SYSTEMS THAT ARE RECOMMENDED BY THE MANUFACTURER TO COMPLETE INSTALL.	EXTERIOR FACADE	PATTISON SIGN GROUP	BESTWORTH	TOB BLACK	REFERENCE CONSTRUCTION DOCUMENTS	https://bestworth.com/acm-architectural-panelwall-series/	COMPANY: PATTISON SIGN GROUP NAME: STEVE WEBB P: 865-500-4829 M: smwebb@pattisongroup.com W: www.pattisongroup.com
ACM-1 (ALT 1)	ALUMINUM COMPOSITE MATERIAL	CONTRACTOR TO COORDINATE ALL ADDITIONAL PARTS AND SYSTEMS THAT ARE RECOMMENDED BY THE MANUFACTURER TO COMPLETE INSTALL.	EXTERIOR FACADE	ALPOLIC	ALPOLIC / FR	TOB BLACK	REFERENCE CONSTRUCTION DOCUMENTS	https://www.alpolic-america.com/products/fire-resistant/	COMPANY: ALPOLIC AMERICAS NAME: OCTAVIO DIAZ P: 281-541-4238 M: octavio.diaz@alpolic.com W: www.alpolic-america.com
ACM-1 (ALT 2)	ALUMINUM COMPOSITE MATERIAL	CONTRACTOR TO COORDINATE ALL ADDITIONAL PARTS AND SYSTEMS THAT ARE RECOMMENDED BY THE MANUFACTURER TO COMPLETE INSTALL.	EXTERIOR FACADE	ALFLEX	ALFLEX / FR	MIDNIGHT BLACK #ENC-1819	REFERENCE CONSTRUCTION DOCUMENTS	https://www.alflexusa.com	COMPANY: ALFLEX NAME: DAN KERES P: 470-550-3458 M: dan@alflex.com W: www.alflex.com
ACM-2	ALUMINUM COMPOSITE MATERIAL	CONTRACTOR TO COORDINATE ALL ADDITIONAL PARTS AND SYSTEMS THAT ARE RECOMMENDED BY THE MANUFACTURER TO COMPLETE INSTALL.	ENTRY PORTAL	PATTISON SIGN GROUP	BESTWORTH	BSX SILVER METALLIC	REFERENCE CONSTRUCTION DOCUMENTS	https://bestworth.com/acm-architectural-panelwall-series/	COMPANY: PATTISON SIGN GROUP NAME: STEVE WEBB P: 865-500-4829 M: smwebb@pattisongroup.com W: www.pattisongroup.com
ACM-2 (ALT 1)	ALUMINUM COMPOSITE MATERIAL	CONTRACTOR TO COORDINATE ALL ADDITIONAL PARTS AND SYSTEMS THAT ARE RECOMMENDED BY THE MANUFACTURER TO COMPLETE INSTALL.	ENTRY PORTAL	ALPOLIC	ALPOLIC / FR	BSX SILVER METALLIC	REFERENCE CONSTRUCTION DOCUMENTS	https://www.alpolic-america.com/products/fire-resistant/	COMPANY: ALPOLIC AMERICAS NAME: OCTAVIO DIAZ P: 281-541-4238 M: octavio.diaz@alpolic.com W: www.alpolic-america.com
ACM-2 (ALT 2)	ALUMINUM COMPOSITE MATERIAL	CONTRACTOR TO COORDINATE ALL ADDITIONAL PARTS AND SYSTEMS THAT ARE RECOMMENDED BY THE MANUFACTURER TO COMPLETE INSTALL.	ENTRY PORTAL	ALFLEX	ALFLEX / FR	BRIGHT SILVER METALLIC #7Y-3510	REFERENCE CONSTRUCTION DOCUMENTS	https://www.alflexusa.com	COMPANY: ALFLEX NAME: DAN KERES P: 470-550-3458 M: dan@alflex.com W: www.alflex.com
CW-1	CURTAIN WALL	CONTRACTOR TO COORDINATE ALL ADDITIONAL PARTS AND SYSTEMS THAT ARE RECOMMENDED BY THE MANUFACTURER TO COMPLETE INSTALL.	SHOWROOM	KAWNEER	1620IT CURTAIN WALL SYSTEM GLAZING METHOD: EXTERIOR GLAZING; TO BE DETERMINED BY ARCHITECT OF RECORD. ARCHITECT OF RECORD TO SELECT GLAZING BASED OFF THEIR LOCAL JURISDICTIONS THERMAL REQUIREMENTS.	MULLIONS AND HARDWARE COLOR: ANODIZED ALUMINUM GLAZING: CLEAR; LOW IRON	FACE WIDTH: 2" OVERALL DEPTH: 10" (FACILITY TO VERIFY REQUIREMENTS) GLAZING INTLL: 1" REFERENCE DESIGN DOCUMENTS FOR GLAZING PANEL SIZES.	https://www.kawneer.com	COMPANY: KAWNEER COMPANY NAME: TOM CROSS P: 470-233-8472 F: 10M CROSS@KAWNEER.COM W: WWW.KAWNEER.COM
EPFS-1	EXTERIOR INSULATION FINISH SYSTEM	CONTRACTOR TO COORDINATE ALL ADDITIONAL PARTS AND SYSTEMS THAT ARE RECOMMENDED BY THE MANUFACTURER TO COMPLETE INSTALL.	EXTERIOR OF BUILDING	DRYVIT	DRYVIT "SERENADIT ADVANTAGE" ARCHITECTURAL COATING BEAM 03 1813 S APPLIED OVER DRYVIT "FINESSE" SPECIALTY FINISH TEXTURE KAM 03 1935 S INCORPORATING DRYVIT "STRATOTONE" HIGH PERFORMANCE COULDRANT (S). SYSTEM REFERENCE: DRYVIT "OUTSULATION PLUS HD" EPFS WITH MOISTURE DRAINAGE	TO MATCH BM HC-169 CONVENTRY GRAY	REFERENCE CONSTRUCTION DOCUMENTS	https://www.dryvit.com/products/coatings-stains/demandit-advantage/	COMPANY: DRYVIT SYSTEMS INC. NAME: TOM CROSS P: 714-276-9048 M: 734-790-6765 E: TOM.CROSS@DRYVIT.COM W: WWW.DRYVIT.COM
EP-1	PAINT	PREP AND PRIME SURFACES PER MANUFACTURER'S RECOMMENDATIONS.	EXTERIOR PAINT	BENJAMIN MOORE	REGAL SELECT EXTERIOR LATEX PAINT	COLOR: BM HC-169 CONVENTRY GRAY FINISH: EGG SHELL	N/A	https://store.benjaminmoore.com/storefront/us/en/coating/exterior/paint/benjamin-moore/regal-select-exterior-paint/regal-select-exterior-paint	COMPANY: BENJAMIN MOORE NAME: DOROTHY HAZINSKI P: 866-738-9185 M: 330-353-3950 E: DOROTHY.HAZINSKI@BENJAMINMOORE.COM W: WWW.BENJAMINMOORE.COM



TDI ASSOCIATES, INC.
ARCHITECTURE & PLANNING

25217 SOUTH WIND LAKE ROAD
WIND LAKE, WISCONSIN 53185
PHONE 262-409-2530



PROFESSIONAL
CONSULTANTS, INC.

300 COTTONWOOD AVE # 7
HARTLAND, WISCONSIN 53029
(262) 367-6080

RUSS DARROW
KIA OF WAUKESHA
2141 EAST MORELAND BLVD
WAUKESHA, WISCONSIN

TDI ASSOCIATES, INC
All Rights Reserved

OWNERSHIP OF DOCUMENTS

This document, and the ideas and design incorporated herein, as an instrument of professional service, is the sole property of TDI Associates, Inc., and is not to be used in whole or in part for any other project or purpose without the expressed written authorization of TDI Associates, Inc.

Sheet Title
ELEVATIONS

Issued For: _____ Date: _____

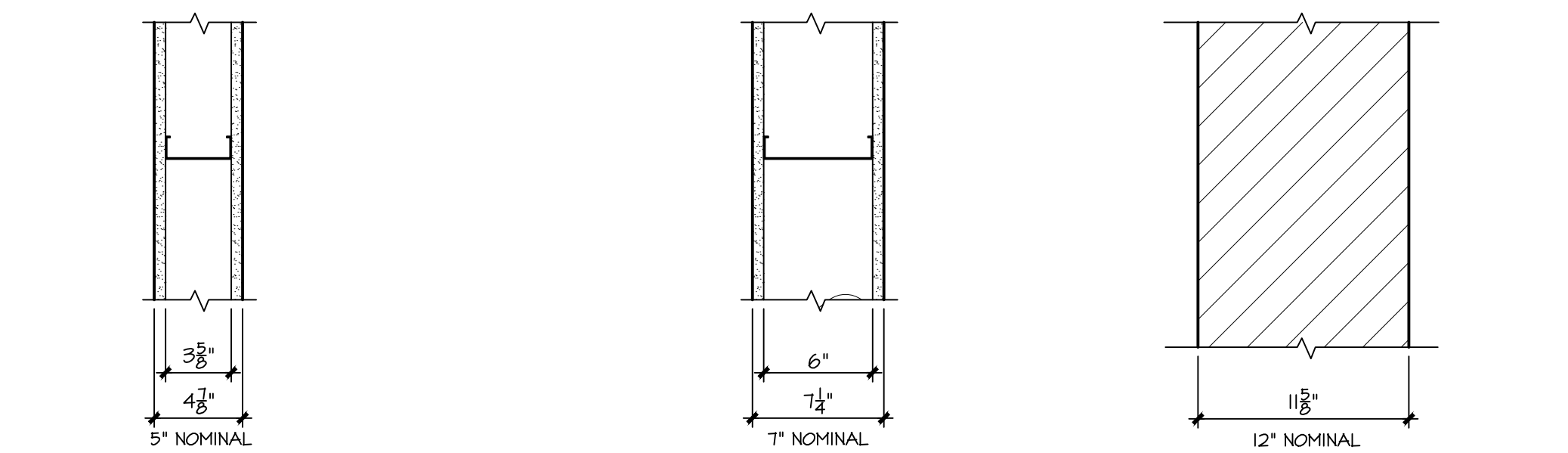
Date: **07-17-2024**

Job NO.: **24103.000**

Drawn By: **LCC**

Sheet No.

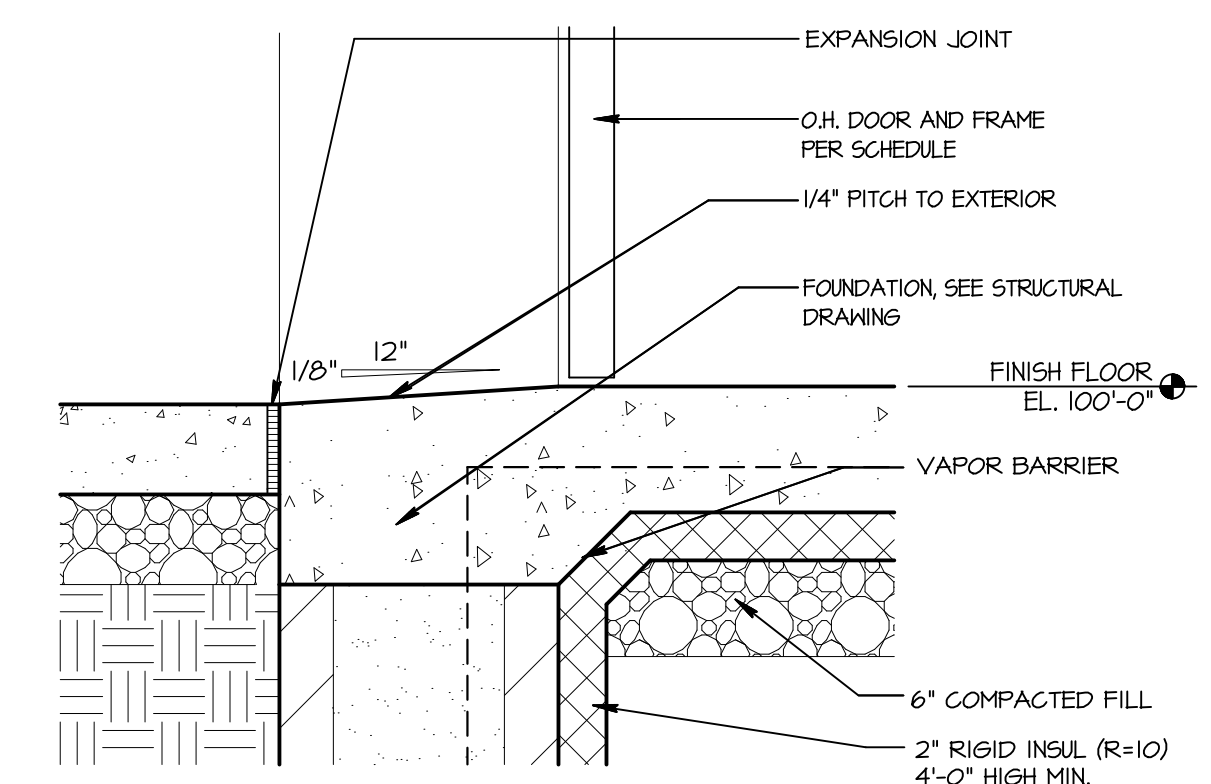
A2.2



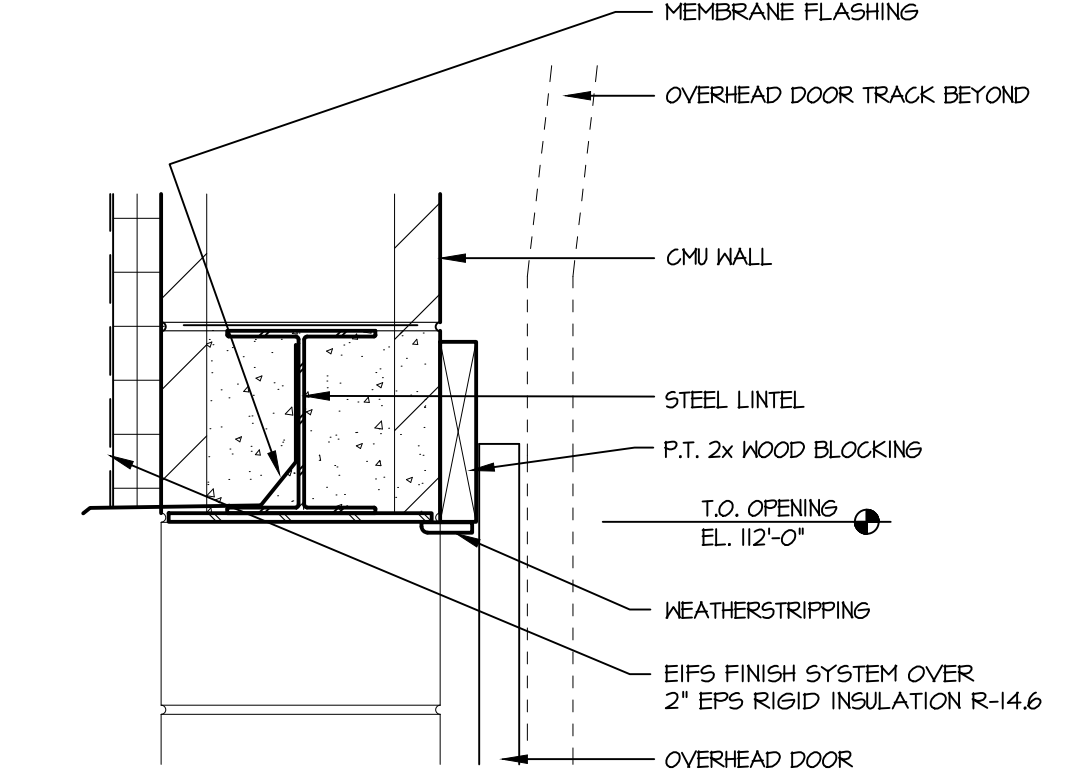
- A1 - 5/8" GMB ON BOTH SIDES OF 3 5/8" MTL STUDS @ 16" O.C. EXTEND STUDS 4 GMB TO BOTTOM OF DECK ABOVE
- A2 - (A1) WITH 3" SOUND BATTS
- A3 - (A1) WITH 5/8" GMB ON ONE SIDE OF WALL

TYPE 'A' FULL HEIGHT WALL (3 5/8" MTL STUD)
 TYPE 'B' FULL HEIGHT WALL (6" MTL STUD)
 TYPE 'C' 12" CMU WALL

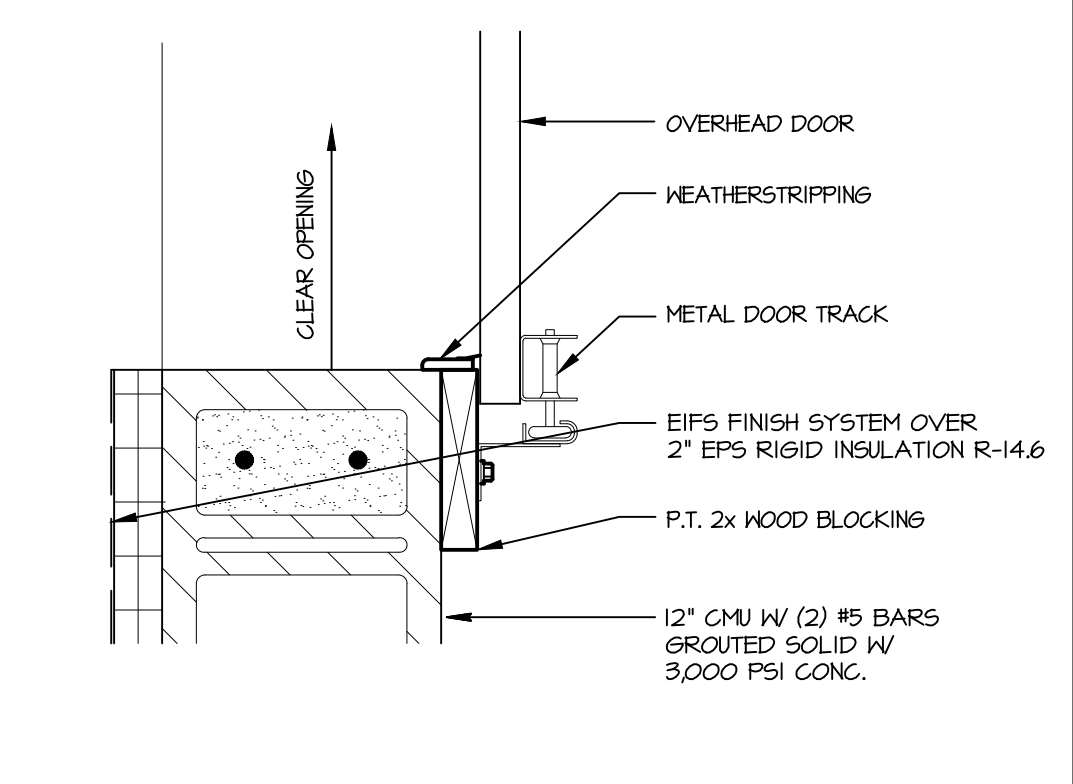
1 WALL TYPES
 1 1/2" = 1'-0"



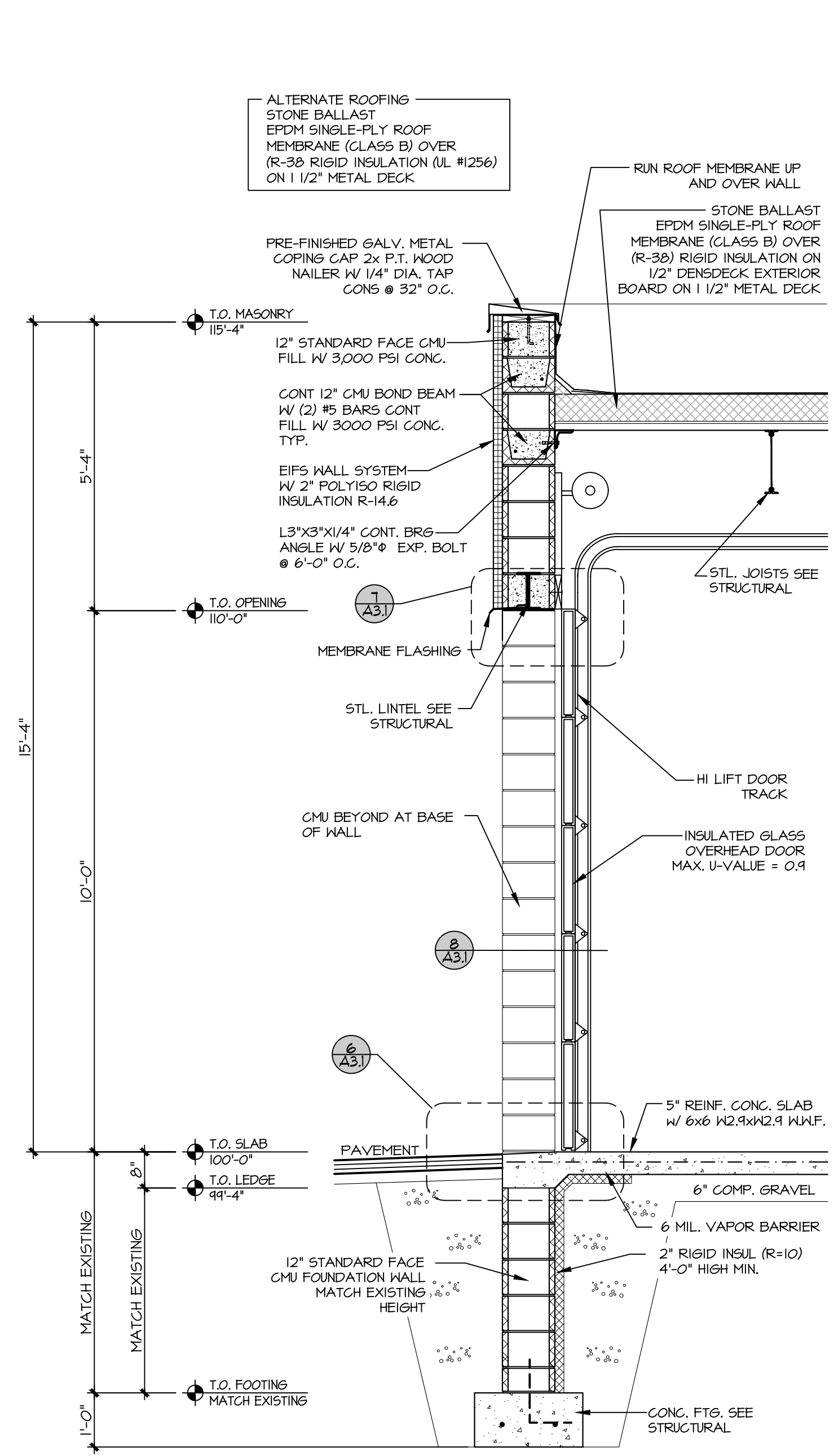
6 OVERHEAD DOOR SILL
 1 1/2" = 1'-0"



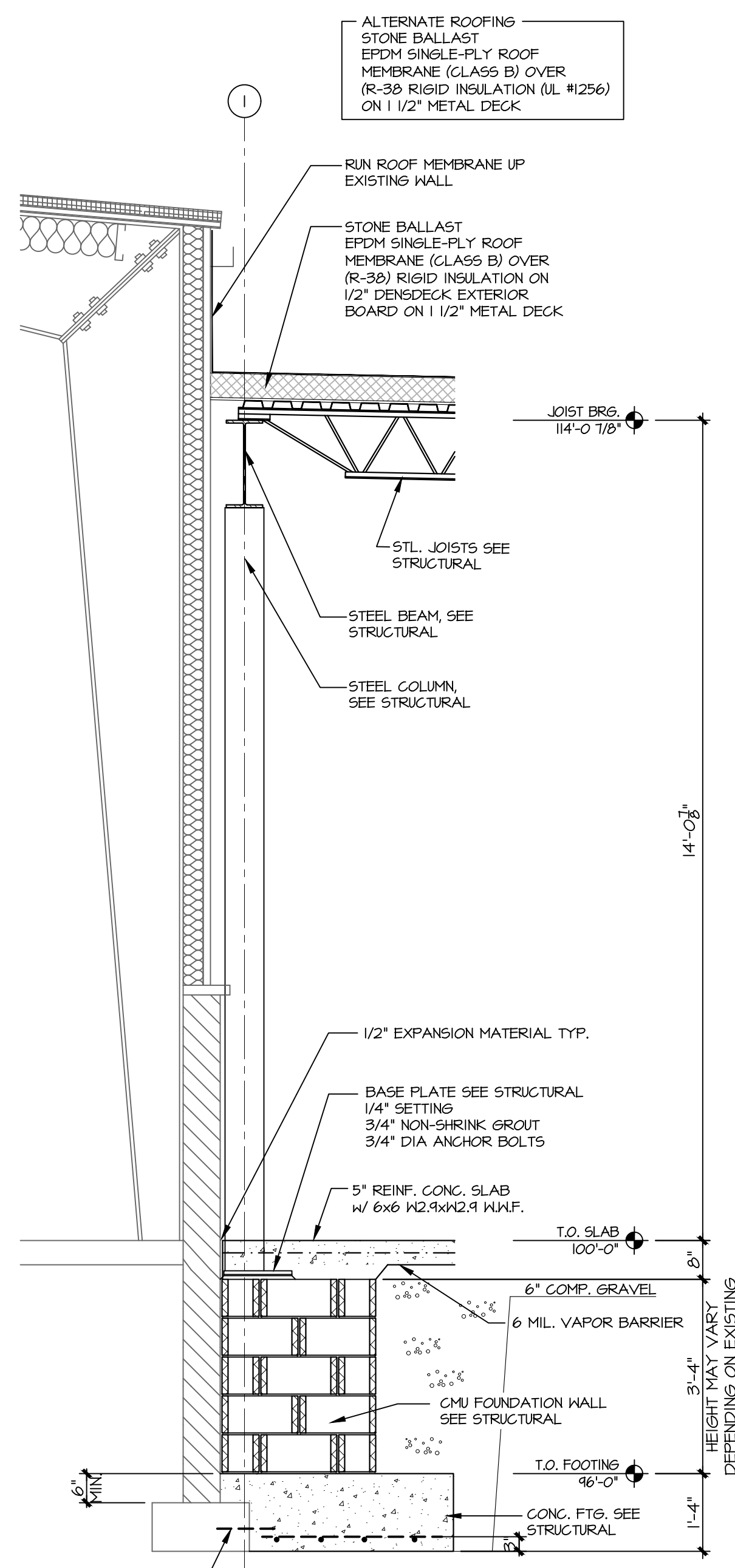
7 OVERHEAD DOOR HEAD
 1 1/2" = 1'-0"



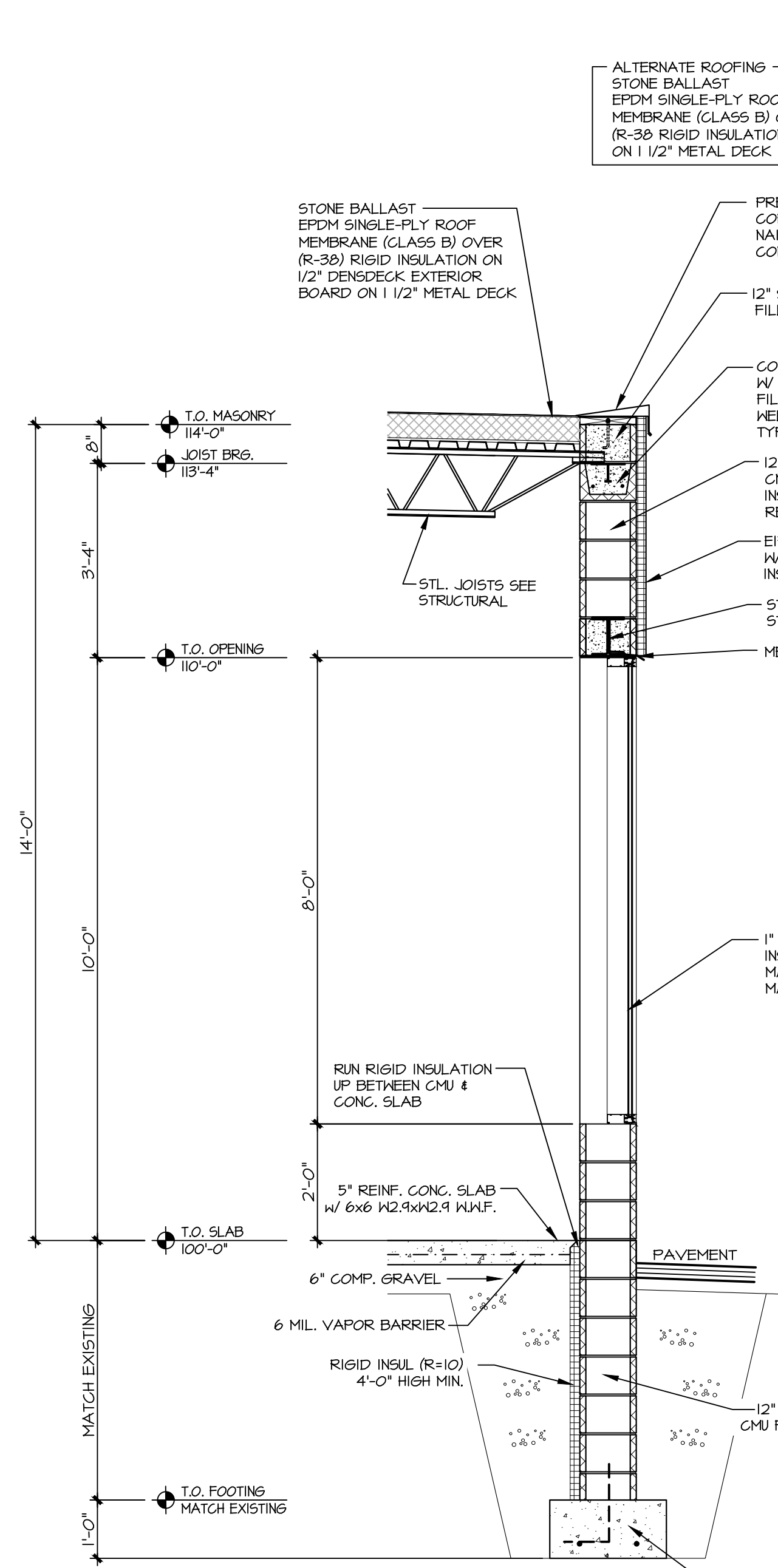
8 OVERHEAD DOOR JAMB
 1 1/2" = 1'-0"



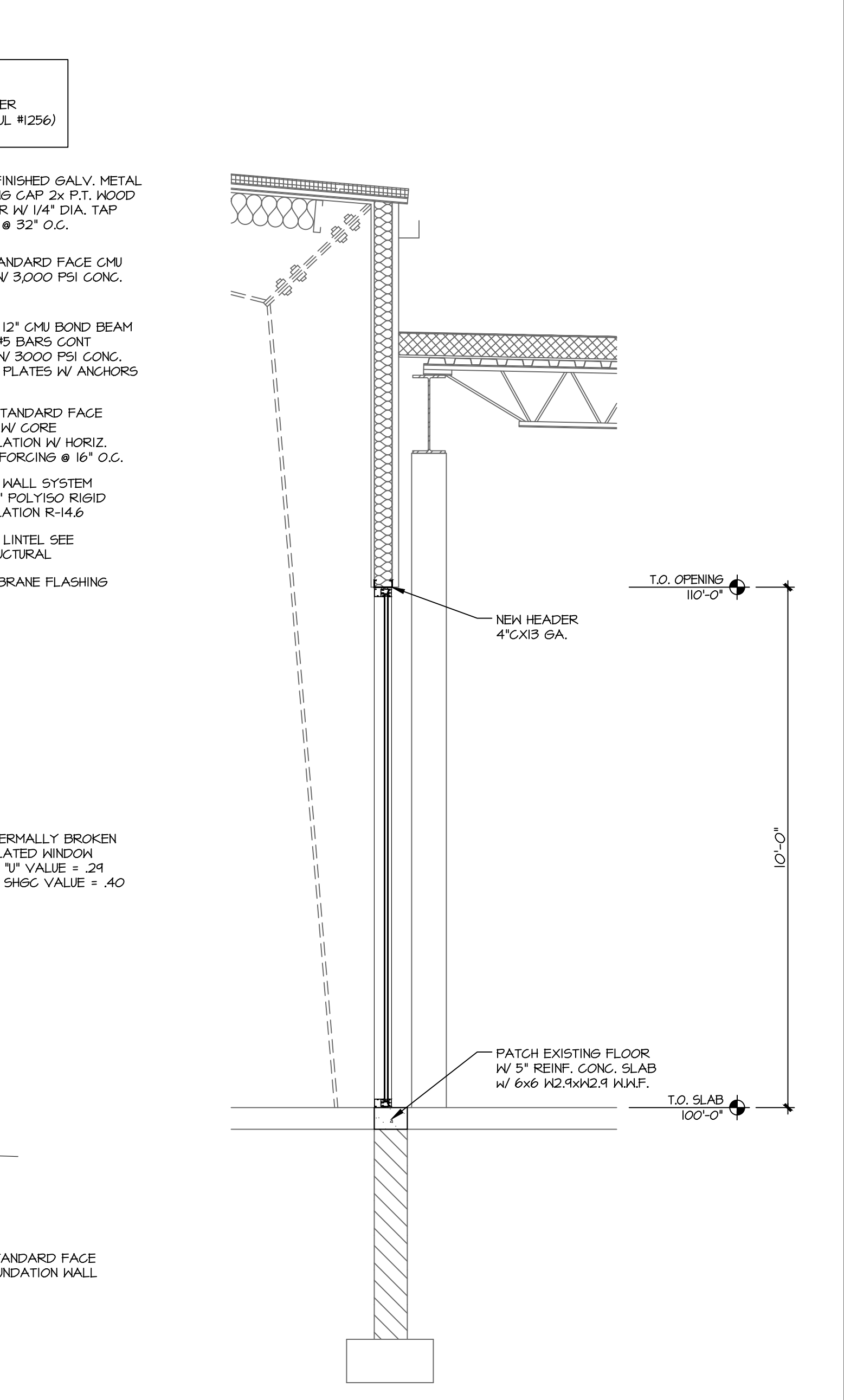
2 WALL SECTION
 1/2" = 1'-0"




3 WALL SECTION
 1/2" = 1'-0"

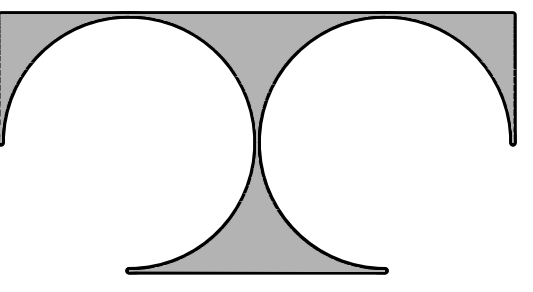


4 WALL SECTION
 1/2" = 1'-0"




5 WALL SECTION
 1/2" = 1'-0"





TDI ASSOCIATES, INC.
ARCHITECTURE & PLANNING

25217 SOUTH WIND LAKE ROAD
WIND LAKE, WISCONSIN 53185
PHONE 262-409-2530



PROFESSIONAL
CONSULTANTS, INC.

300 COTTONWOOD AVE # 7
HARTLAND, WISCONSIN 53029
(262) 367-6080

RUSS DARROW
KIA OF WAUKESHA
2141 EAST MORELAND BLVD
WAUKESHA, WISCONSIN

TDI ASSOCIATES, INC
All Rights Reserved

OWNERSHIP OF DOCUMENTS

This document, and the ideas and design incorporated herein, as an instrument of professional service, is the sole property of TDI Associates, Inc., and is not to be used in whole or in part for any other project or purpose without the expressed written authorization of TDI Associates, Inc.

Sheet Title
WALL SECTIONS

Issued For: _____ Date: _____

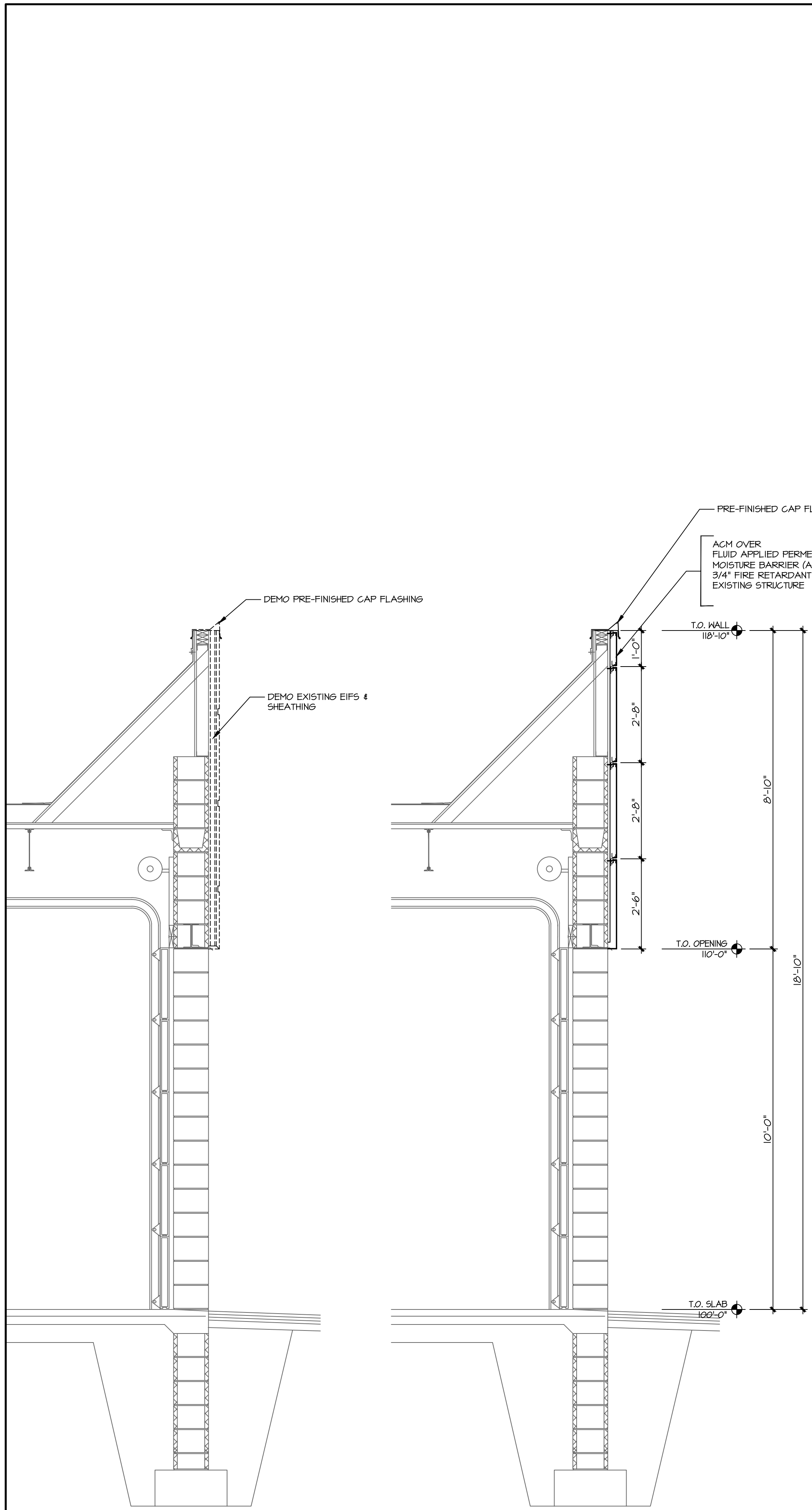
Date: **07-17-2024**

Job NO.: **24103.000**

Drawn By: **LCC**

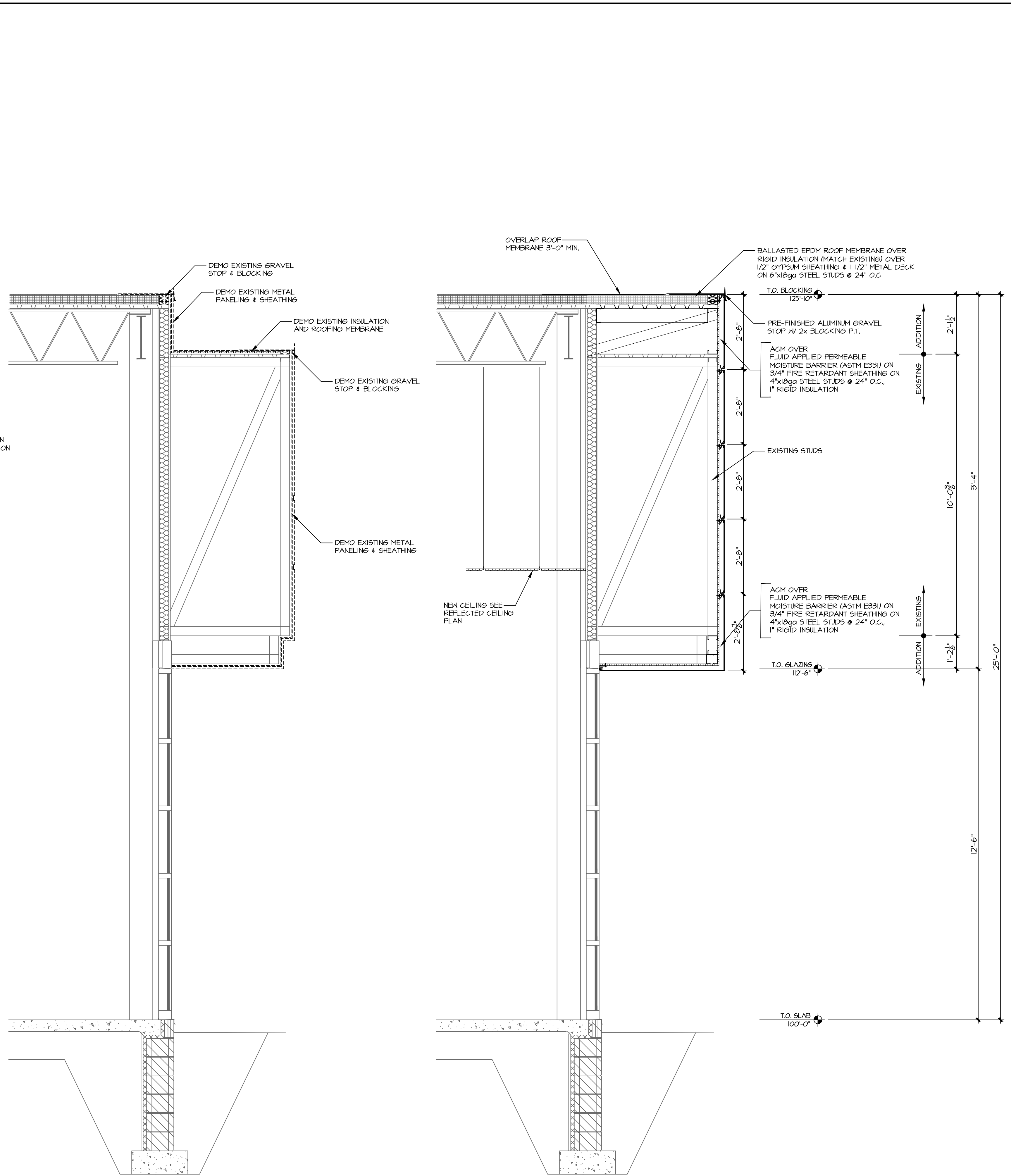
Sheet No.

A3.2



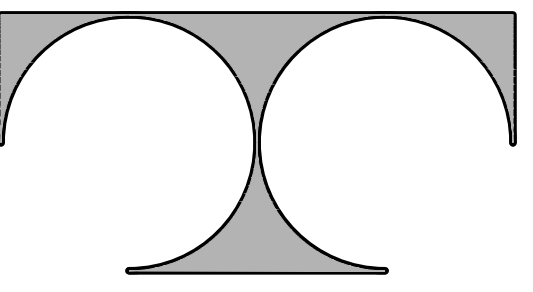
1 DEMO WALL SECTION
1/2" = 1'-0"

2 WALL SECTION
1/2" = 1'-0"




3 DEMO WALL SECTION
1/2" = 1'-0"

4 WALL SECTION
1/2" = 1'-0"



TDI ASSOCIATES, INC.
ARCHITECTURE & PLANNING

25217 SOUTH WIND LAKE ROAD
WIND LAKE, WISCONSIN 53185
PHONE 262-409-2530



PROFESSIONAL
CONSULTANTS, INC.

300 COTTONWOOD AVE # 7
HARTLAND, WISCONSIN 53029
(262) 367-6080

RUSS DARROW
KIA OF WAUKESHA

2141 EAST MORELAND BLVD
WAUKESHA, WISCONSIN

TDI ASSOCIATES, INC
All Rights Reserved

OWNERSHIP OF DOCUMENTS

This document, and the ideas and design incorporated herein, as an instrument of professional service, is the sole property of TDI Associates, Inc., and is not to be used in whole or in part for any other project or purpose without the expressed written authorization of TDI Associates, Inc.

Sheet Title
WALL SECTIONS

Issued For: _____ Date: _____

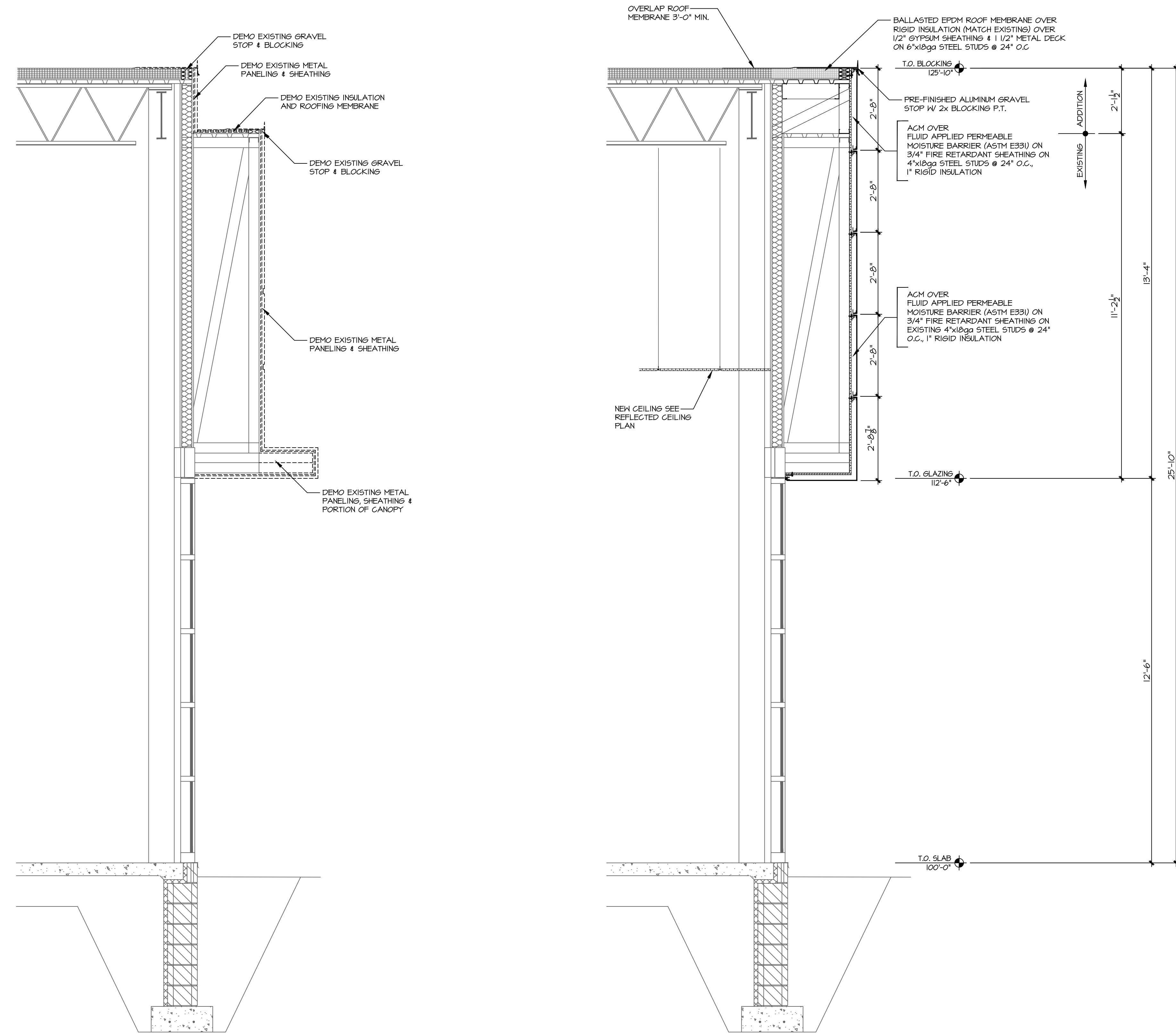
Date: **07-17-2024**

Job NO.: **24103.000**

Drawn By: **LCC**

Sheet No.

A3.3



1 DEMO WALL SECTION
1/2" = 1'-0"

2 WALL SECTION
1/2" = 1'-0"

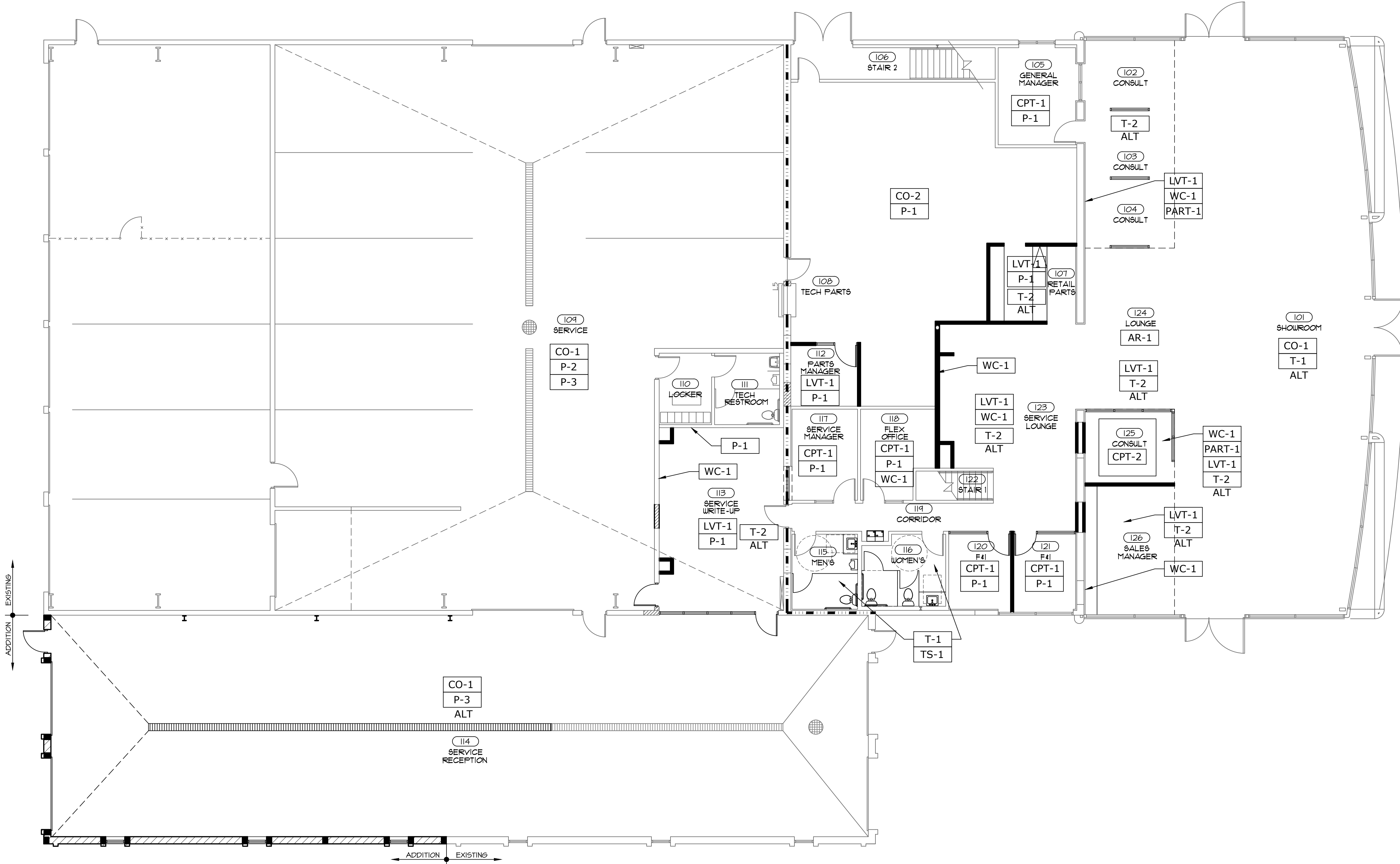
LEGEND	
#	NOTE DESIGNATOR - REFER TO DRAWING NOTES ON THIS SHEET
?-#	FLOOR FINISH DESIGNATOR - REFER TO INTERIOR FINISH SCHEDULES
?-#	WALL FINISH DESIGNATOR - REFER TO INTERIOR FINISH SCHEDULES

GENERAL NOTES


- A. REFER TO WALL FINISH SCHEDULE FOR WALL FINISH INFORMATION.
- B. REFER TO SHEET A6.1 FOR CEILING FINISHES.
- C. ALL FINISHES AND MATERIALS SHOULD BE IN ACCORDANCE WITH DESIGN MANUAL

DRAWING NOTES


- 1. DOOR THRESHOLD.
- 2. FLOORING TRANSITION REQUIRED.
- 3. STEEL COLUMNS PAINTED P-3.
- 4. WB-1, P-6 TO BE USED FOR ALL CUSTOMER FACING ROOMS WITH LVT.
- 5. LINES TO BE PAINTED ON FLOOR FINISH.
- 6. INFINITE LOOP FLOOR TRANSITION. 3" WIDE EPOXY-3 PAINTED STRIPE.
- 7. WB-2 TO BE USED FOR ALL ROOMS WITH CARPET AND BACK OF HOUSE ROOMS.
- 8. RUG TO EITHER BE AR-1, AR-2 OR AR-3 DEPENDING ON LOUNGE SIZE RESTRICTIONS. REFER TO FINISH SCHEDULE FOR DIMENSIONS.



1 FIRST FLOOR FINISH PLAN
1/8"=1'-0"



25217 SOUTH WIND LAKE ROAD
WIND LAKE, WISCONSIN 53185
PHONE 262-409-2530



300 COTTONWOOD AVE # 7
HARTLAND, WISCONSIN 53029
(262) 367-6080

RUSS DARROW
KIA OF WAUKESHA
2141 EAST MORELAND BLVD
WAUKESHA, WISCONSIN

TDI ASSOCIATES, INC
All Rights Reserved
OWNERSHIP OF DOCUMENTS
This document, and the ideas and design incorporated herein, as an instrument of professional service, is the sole property of TDI Associates, Inc., and is not to be used in whole or in part for any other project or purpose without the expressed written authorization of TDI Associates, Inc.

Sheet Title
WALL & FLOOR FINISH PLAN

Issued For: _____ Date: _____

Date: **07-17-2024**

Job NO.: **24103.000**


Drawn By: **LCC**

Sheet No.

A4.1


INTERIOR FINISH SCHEDULE

CODE	MATERIAL	NOTES	LOCATION	MANUFACTURER	PRODUCT	FINISH/COLOR	DIMENSION	WEBSITE	MANUFACTURER REPRESENTATIVE CONTACT INFORMATION
ACT-1	ACOUSTICAL CEILING TILES	CONTRACTOR TO COORDINATE ALL ADDITIONAL PARTS AND SYSTEMS THAT ARE RECOMMENDED BY THE MANUFACTURER TO COMPLETE INSTALL.	SEE RCP	ARMSTRONG	LVA 18 CONCEALED ITEM 84339	COLOR: WHITE (W1) EDGE: REVEALED CONCEALED 15/16 SUSPENSION SYSTEM: WHITE	24" W X 48" L	https://www.armstrongceilings.com/commercial/en/commercial-ceilings-walls/lys-concealed-ceilings.html#query=LVA	COMPANY: ARMSTRONG WORLD INDUSTRIES NAME: DEBORAH L. PICKENS P: 480-955-9053 E: D.PICKENS@ARMSTRONGCEILING.COM WWW.ARMSTRONGCEILING.COM
ACT-2	ACOUSTICAL CEILING TILES	CONTRACTOR TO COORDINATE ALL ADDITIONAL PARTS AND SYSTEMS THAT ARE RECOMMENDED BY THE MANUFACTURER TO COMPLETE INSTALL.	SEE RCP	ARMSTRONG	ACUSTIBUILD SEAMLESS ACOUSTICAL CEILING SYSTEM ITEM 2484	COLOR: FINE WHITE TEXTURE FINISH (FW) EDGE: EDGE: TAPERED	48" W X 72" L	https://www.armstrongceilings.com/commercial/en/commercial-ceilings-walls/acustibuild-ceilings.html	COMPANY: ARMSTRONG WORLD INDUSTRIES NAME: DEBORAH L. PICKENS P: 480-955-9053 E: D.PICKENS@ARMSTRONGCEILING.COM WWW.ARMSTRONGCEILING.COM
ACR-1	NON-ILLUMINATED INFINITY LOOP	CONTRACTOR TO COORDINATE ALL ADDITIONAL PARTS AND SYSTEMS THAT ARE RECOMMENDED BY THE MANUFACTURER TO COMPLETE INSTALL.	SEE FLOOR PLAN AND RCP	3 FORM	VARIA	COLOR: 90-57292.01 / LD: 1065373 CLEAR SURFACE FINISH: STUCCO COLORED SURFACE FINISH: STUCCO	THICKNESS: 1/2"	https://3-form.com/materials/varia	COMPANY: 3FORM NAME: SUSAN STODER P: 800-455-4500 E: SUSAN.STODER@3FORM.COM WWW.3FORM.COM
AR-1	AREA RUG	CONTRACTOR TO COORDINATE ALL ADDITIONAL PARTS AND SYSTEMS THAT ARE RECOMMENDED BY THE MANUFACTURER TO COMPLETE INSTALL.	LOUNGE	SHAW CONTRACT	STYLE: INHERIT SA229 CONSTRUCTION: MULTI-LEVEL PATTERN CUT/LOOP WEIGHT: 32 OZ. BACKING: NON-SLIP RUBBER BACKING EDGE: RUBBER REDUCER, COLOR: 00114 LUNAR DUST	COLOR: GREY SLATE 64535 MANUFACTURING LAYOUT: 749588_RUG A / 749588_RUG B / 749588_RUG C	12" DIAMETER / 10" DIAMETER / 8" DIAMETER	https://www.shawcontract.com/en-us/products/SA229/	COMPANY: SHAW CONTRACT NAME: LAUREN THOMAS E: LAUREN.HULLNER.THOMAS@SHAWCONTRACT.COM WWW.SHAWCONTRACT.COM
AR-2	SQUARE RUG	CONTRACTOR TO COORDINATE ALL ADDITIONAL PARTS AND SYSTEMS THAT ARE RECOMMENDED BY THE MANUFACTURER TO COMPLETE INSTALL.	LOUNGE	SHAW CONTRACT	STYLE: INHERIT SA229 CONSTRUCTION: MULTI-LEVEL PATTERN CUT/LOOP WEIGHT: 32 OZ. BACKING: NON-SLIP RUBBER BACKING EDGE: RUBBER REDUCER, COLOR: 00114 LUNAR DUST	COLOR: GREY SLATE 64535 MANUFACTURING LAYOUT: 749588_RUG A / 749588_RUG B / 749588_RUG C	10' X 10' SQUARE	https://www.shawcontract.com/en-us/products/SA229/	COMPANY: SHAW CONTRACT NAME: LAUREN THOMAS E: LAUREN.HULLNER.THOMAS@SHAWCONTRACT.COM WWW.SHAWCONTRACT.COM
CO-1	CONCRETE DYE	FINISHING GRADE 1 = EXPOSES THE SAND PARTICLES IN THE CONCRETE. THE GRADE 1 FINISH SHOULD RESULT IN A "COBBY LOOKING" SURFACE AND HAS THE MOST CONSISTENT APPEARANCE. FINISH CLASS 2: (SPECIFIED AS 800 GRIT) RESULTS IN A SURFACE THAT EXHIBITS A MODERATE LEVEL OF SPECULAR REFLECTIVITY. THIS FLOOR WITH BE REFLECTIVE, BUT WILL NOT BE "MIRROR-LIKE"	SHOWROOM, SERVICE RECEPTION, VEHICLE DELIVERY (VAC) / PHOTO BOOTH	SIKA	SCOFIELD FORMULA ONE LIQUID DYE FINISHING GRADE: GRADE 1 FINISHING CLASS: 2	COLOR: G388 SOFT GRAY	REFERENCE CONSTRUCTION DOCUMENTS	https://usa.sika.com/en/construction/concrete/decorative-concrete/stains-dyes/scarfield-formula-one-liquid-dye-concrete.html	COMPANY: Sika NAME: CUSTOMER SERVICE P: 202-353-8888 WWW.SIKA.COM
CO-2	CONCRETE	CONTRACTOR TO PREP SUBSTRATE AS RECOMMENDED BY THE MANUFACTURER	PARTS, TOOLS, RECEIVING	TO BE DETERMINED BY CONTRACTOR	CONTRACTOR TO SEAL CONCRETE SLAB WITH INDUSTRIAL SEALER THAT CAN WITHSTAND WATER AND HARSH CHEMICALS	COLOR: CLEAR	REFERENCE CONSTRUCTION DOCUMENTS	N/A	N/A
CPT-1	CARPET TILE	CONTRACTOR TO PREP SUBSTRATE AS RECOMMENDED BY THE MANUFACTURER INSTALLATION: ASHAR PATTERN	OFFICES, SEE FINISH PLAN	SHAW CONTRACT	COLLECTION: COLLECTIVE STYLE: ST489 SPARKLE TILE CONSTRUCTION: MULTI-LEVEL PATTERN CUT/LOOP FIBER: 100% SOLUTION DYED ECO SOLUTION Q NYLON BACKING: ECOWORK TILE	COLOR: BLACK 38505	9" W X 36" L	https://www.shawcontract.com/en-us/product/details/ST489/38505	COMPANY: SHAW CONTRACT NAME: LAUREN THOMAS E: LAUREN.HULLNER.THOMAS@SHAWCONTRACT.COM WWW.SHAWCONTRACT.COM
CPT-2	CARPET TILE	CONTRACTOR TO PREP SUBSTRATE AS RECOMMENDED BY THE MANUFACTURER INSTALLATION: ASHAR PATTERN	CARPET INSET AT SEMI-ENCLOSED CONSULTATION OFFICES	SHAW CONTRACT	COLLECTION: WEST ELM + SHAW CONTRACT STYLE: ST489 SPARKLE TILE CONSTRUCTION: MULTI-LEVEL PATTERN CUT/LOOP FIBER: 100% SOLUTION DYED ECO SOLUTION Q NYLON BACKING: ECOWORK TILE	COLOR: BRID-COLOR 87485	24" W X 24" L	https://www.shawcontract.com/en-us/products/ST489/87485	COMPANY: SHAW CONTRACT NAME: LAUREN THOMAS E: LAUREN.HULLNER.THOMAS@SHAWCONTRACT.COM WWW.SHAWCONTRACT.COM
EPOXY-1	EPOXY	REFERENCE MANUFACTURER'S GUIDELINES FOR SURFACE PREP AND INSTALLATION	SERVICE FLOOR	FLOORCK	FLUID-APPLIED FLOORING TYPE FAF-4: EPOXY FLOOR, FOLLOWED BY CHEMICAL RESISTANT HIGH WEAR URETHANE. 1: PRIMER COAT: TWO-COMPONENT EPOXY. APPLY AT 10-12 MILS. 2: OVERLAY: EPOXY AND SAND AGGREGATE MIXTURE TROWELED IN PLACE, APPLIED AT 1/4" THICKNESS. A: PRODUCT: FLOORCK FLOORPOXY 4885 B: COLOR: BLACK 3: GROUT COAT: HIGH-PERFORMANCE EPOXY RESIN. APPLY AT 16 MILS. A: PRODUCT: FLOORCK FLOORPOXY 4885 B: COLOR: BLACK 4: GROUT COAT: HIGH-PERFORMANCE EPOXY RESIN. APPLY AT 16 MILS. A: PRODUCT: FLOORCK FLOORPOXY 4885 B: COLOR: BLACK 5: TOPCOAT - URETHANE TOP COAT: FLOROTHAN MC HT A: COLOR: BLACK B: SLIP RESISTANCE AS REQUIRED	COLOR: BLACK FINISH: GLOSS TEXTURE: SAND	REFERENCE CONSTRUCTION DOCUMENTS	https://www.floorket.net/	COMPANY: FLOORCK NAME: RECK CLENK P: 616-915-4840 E: RECK.CLENK@FLOORCK.NET WWW.FLOORCK.NET
EPOXY-2	EPOXY	REFERENCE MANUFACTURER'S GUIDELINES FOR SURFACE PREP AND INSTALLATION	SERVICE FLOOR	FLOORCK	FLUID-APPLIED FLOORING TYPE FAF-4: EPOXY FLOOR, FOLLOWED BY CHEMICAL RESISTANT HIGH WEAR URETHANE. 1: PRIMER COAT: TWO-COMPONENT EPOXY. APPLY AT 10-12 MILS. 2: OVERLAY: EPOXY AND SAND AGGREGATE MIXTURE TROWELED IN PLACE, APPLIED AT 1/4" THICKNESS. A: PRODUCT: FLOORCK FLOORPOXY 4885 B: COLOR: LIGHT GREY 3: GROUT COAT: HIGH-PERFORMANCE EPOXY RESIN. APPLY AT 16 MILS. A: PRODUCT: FLOORCK FLOORPOXY 4885 B: COLOR: LIGHT GREY 4: GROUT COAT: HIGH-PERFORMANCE EPOXY RESIN. APPLY AT 16 MILS. A: PRODUCT: FLOORCK FLOORPOXY 4885 B: COLOR: LIGHT GREY 5: TOPCOAT - URETHANE TOP COAT: FLOROTHAN MC HT A: COLOR: LIGHT GREY B: SLIP RESISTANCE AS REQUIRED	COLOR: LIGHT GREY FINISH: GLOSS TEXTURE: SAND	REFERENCE CONSTRUCTION DOCUMENTS	https://www.floorket.net/	COMPANY: FLOORCK NAME: RECK CLENK P: 616-915-4840 E: RECK.CLENK@FLOORCK.NET WWW.FLOORCK.NET
EPOXY-3	EPOXY	REFERENCE MANUFACTURER'S GUIDELINES FOR SURFACE PREP AND INSTALLATION	INFINITY LOOP	FLOORCK	FLUID-APPLIED FLOORING TYPE FAF-4: EPOXY FLOOR, FOLLOWED BY CHEMICAL RESISTANT HIGH WEAR URETHANE. 1: PRIMER COAT: TWO-COMPONENT EPOXY. APPLY AT 10-12 MILS. 2: OVERLAY: EPOXY AND SAND AGGREGATE MIXTURE TROWELED IN PLACE, APPLIED AT 1/4" THICKNESS. A: PRODUCT: FLOORCK FLOORPOXY 4885 B: COLOR: PMS 183C 3: GROUT COAT: HIGH-PERFORMANCE EPOXY RESIN. APPLY AT 16 MILS. A: PRODUCT: FLOORCK FLOORPOXY 4885 B: COLOR: PMS 183C 4: GROUT COAT: HIGH-PERFORMANCE EPOXY RESIN. APPLY AT 16 MILS. A: PRODUCT: FLOORCK FLOORPOXY 4885 B: COLOR: PMS 183C 5: TOPCOAT - URETHANE TOP COAT: FLOROTHAN MC HT A: COLOR: PMS 183C B: SLIP RESISTANCE AS REQUIRED	COLOR: TO MATCH PMS 183C FINISH: GLOSS TEXTURE: SMOOTH	REFERENCE CONSTRUCTION DOCUMENTS	https://www.floorket.net/	COMPANY: FLOORCK NAME: RECK CLENK P: 616-915-4840 E: RECK.CLENK@FLOORCK.NET WWW.FLOORCK.NET
GF-1	GLASS FILM	CONTRACTOR TO COORDINATE ALL ADDITIONAL PARTS AND SYSTEMS THAT ARE RECOMMENDED BY THE MANUFACTURER TO COMPLETE INSTALL.	ALL SHOWROOM AND LOUNGE AREA GLASS	DECORATIVE FILMS	SOLIX GLASS FINISHES	COLOR: SKJ-0548 DUAL FEATHER GRADIENT	60" WIDE ROLL	https://www.decorativefilm.com/skj-0548-dual-feather-gradient	COMPANY: DECORATIVE FILM NAME: IRINA MANINAT P: 888-622-3224 F: 210-363-4818 E: N/A WWW.DECORATIVEFILM.COM
GL-1	GLASS	CONTRACTOR RESPONSIBLE TO COORDINATE APPROPRIATE HANDRAIL WITH MANUFACTURER	BRAND WALL	SKYLINE GLASS	VITRACOLOR BACK-PAINTED LOW-IRON TEMPERED SAFETY GLASS	COLOR: CUSTOM TO MATCH PMS 7547 C	MAX PANEL SIZE: 48" X 144" 1/4" THICKNESS	https://skydesign.com/glass-types/vitracolor-back-painted-glass/	COMPANY: SKYLINE DESIGN NAME: ANTHONY HAMMOND P: 773-895-1200 E: ANTHONY@SKYDESIGN.COM SALES@SKYDESIGN.COM WWW.SKYDESIGN.COM
LVT-1	LUXURY VINYL TILE	ALTERNATE TO T-2 PREP AND PRIME SURFACES PER MANUFACTURER'S RECOMMENDATIONS	LOUNGE AREAS, CONSULT AREAS, CORRIDORS	MATTER SURFACES	WINEO PURLINE LVT, WOOD XL	COLOR: CRAFTED OAK	10" W X 59" L	https://mattersurfaces.com/purline-crafted-oak	COMPANY: MATS, INC. NAME: MARK SAKASAKI P: 781-573-0216 F: 781-573-0216 E: HSADAKASAKI@MATSINC.COM WWW.MATSINC.COM
LVT-1 ALT	LUXURY VINYL TILE	ALTERNATE TO LVT-1 PREP AND PRIME SURFACES PER MANUFACTURER'S RECOMMENDATIONS	LOUNGE AREAS, CONSULT AREAS, CORRIDORS	AUTOSTONE	LV WOODPLANK	COLOR: MARLE BEECH FINISH: TEXTURE WOOD GRAIN	7" W X 48" L	https://autostoneusa.com/la/	COMPANY: AUTOSTONE USA NAME: BARRY WELLS P: 214-888-1200 E: KBAR@AUTOSTONEUSA.COM WWW.AUTOSTONEUSA.COM
P-1	PAINT	PREP AND PRIME SURFACES PER MANUFACTURER'S RECOMMENDATIONS	WALLS UNLESS NOTED OTHERWISE	BENJAMIN MOORE	AURA WATERBORNE INTERIOR ACRYLIC LATEX PAINT FINISH: EGG SHELL FOR WALLS	COLOR: OC-61 WHITE DIAMOND FINISH: FLAT FOR SOFFITS / SOFFITS FINISH: EGG SHELL FOR WALLS	N/A	https://store.benjaminmoore.com/storefront/us/en/coating/interior-paints/benjamin-moore-aura-waterborne-interior-paints/aura/01622 https://store.benjaminmoore.com/storefront/us/en/coating/interior-paints/benjamin-moore-aura-waterborne-interior-paints/aura/01624	COMPANY: BENJAMIN MOORE NAME: DOROTHY HAZINSKI P: 866-708-9181 M: 330-353-3850 E: DOROTHY.HAZINSKI@BENJAMINMOORE.COM WWW.BENJAMINMOORE.COM
P-2	PAINT	PREP AND PRIME SURFACES PER MANUFACTURER'S RECOMMENDATIONS	SHOWROOM SOFFIT LOUNGE, VEHICLE DELIVERY (VDC)/PHOTO BOOTH WALLS	BENJAMIN MOORE	AURA WATERBORNE INTERIOR ACRYLIC LATEX PAINT FINISH: FLAT FOR SOFFITS	COLOR: 2129-19 MIDNIGHT DREAM FINISH: FLAT FOR SOFFITS	N/A	https://store.benjaminmoore.com/storefront/us/en/coating/interior-paints/benjamin-moore-aura-waterborne-interior-paints/aura/01622 https://store.benjaminmoore.com/storefront/us/en/coating/interior-paints/benjamin-moore-aura-waterborne-interior-paints/aura/01624	COMPANY: BENJAMIN MOORE NAME: DOROTHY HAZINSKI P: 866-708-9181 M: 330-353-3850 E: DOROTHY.HAZINSKI@BENJAMINMOORE.COM WWW.BENJAMINMOORE.COM
P-3	PAINT	PREP AND PRIME SURFACES PER MANUFACTURER'S RECOMMENDATIONS	SERVICE DRIVE WALLS AND SHOWROOM COLLINGS	BENJAMIN MOORE	AURA WATERBORNE INTERIOR ACRYLIC LATEX PAINT FINISH: EGG SHELL	COLOR: HC-169 COUNTRY GRAY FINISH: EGG SHELL	N/A	https://store.benjaminmoore.com/storefront/us/en/coating/interior-paints/benjamin-moore-aura-waterborne-interior-paints/aura/01624 https://store.benjaminmoore.com/storefront/us/en/coating/interior-paints/benjamin-moore-aura-waterborne-interior-paints/aura/01622	COMPANY: BENJAMIN MOORE NAME: DOROTHY HAZINSKI P: 866-708-9181 M: 330-353-3850 E: DOROTHY.HAZINSKI@BENJAMINMOORE.COM WWW.BENJAMINMOORE.COM
P-4	PAINT	PREP AND PRIME SURFACES PER MANUFACTURER'S RECOMMENDATIONS	DOORS	BENJAMIN MOORE	AURA WATERBORNE INTERIOR ACRYLIC LATEX PAINT FINISH: EGG SHELL	COLOR: HC-169 COUNTRY GRAY FINISH: EGG SHELL	N/A	https://store.benjaminmoore.com/storefront/us/en/coating/interior-paints/benjamin-moore-aura-waterborne-interior-paints/aura/01624 https://store.benjaminmoore.com/storefront/us/en/coating/interior-paints/benjamin-moore-aura-waterborne-interior-paints/aura/01622	COMPANY: BENJAMIN MOORE NAME: DOROTHY HAZINSKI P: 866-708-9181 M: 330-353-3850 E: DOROTHY.HAZINSKI@BENJAMINMOORE.COM WWW.BENJAMINMOORE.COM
P-6	PAINT	PREP AND PRIME SURFACES PER MANUFACTURER'S RECOMMENDATIONS	REFERENCE CONSTRUCTION DOCUMENTS	BENJAMIN MOORE	COROTECH COMMAND WATERBORNE ACRYLIC URETHANE FINISH: EGG SHELL	COLOR: 1117 GUESTHOUSE FINISH: EGG SHELL	N/A	https://store.benjaminmoore.com/storefront/us/en/coating/interior-paints/stains/product-catalog/cw/corotech-waterborne-enamels	COMPANY: BENJAMIN MOORE NAME: DOROTHY HAZINSKI P: 866-708-9181 M: 330-353-3850 E: DOROTHY.HAZINSKI@BENJAMINMOORE.COM WWW.BENJAMINMOORE.COM
P-7	PAINT	PREP AND PRIME SURFACES PER MANUFACTURER'S RECOMMENDATIONS	SHOWROOM WALLS AS NOTED	BENJAMIN MOORE	AURA WATERBORNE INTERIOR ACRYLIC LATEX PAINT FINISH: EGG SHELL	COLOR: OC-10 WHITE SAND FINISH: EGG SHELL	N/A	https://store.benjaminmoore.com/storefront/us/en/coating/interior-paints/paints/benjamin-moore-aura-waterborne-interior-paints/aura/01624	COMPANY: BENJAMIN MOORE NAME: DOROTHY HAZINSKI P: 866-708-9181 M: 330-353-3850 E: DOROTHY.HAZINSKI@BENJAMINMOORE.COM WWW.BENJAMINMOORE.COM
P-8	METALLIC PAINT	PREP AND PRIME SURFACES PER MANUFACTURER'S RECOMMENDATIONS	SHOWROOM WALLS AS NOTED, LOUNGE CEILING COVE	CRESCENT BRONZE POWDER CO.	METALLIC PIGMENTS AND PAINTS	COLLECTION: DESIGNER TONES COLOR: PALE 251	N/A	https://www.crescentbronze.com/product-page/extra-fine-aluminum-120-metallic-powder	COMPANY: CRESCENT BRONZE POWDER CO. NAME: CUSTOMER SERVICE P: 800-239-1270 F: 800-445-6810 WWW.CRESCENTBRONZE.COM
P-9	PAINT	PREP AND PRIME SURFACES PER MANUFACTURER'S RECOMMENDATIONS	INFINITY LOOP	BENJAMIN MOORE	COROTECH COMMAND WATERBORNE ACRYLIC URETHANE GLOSS V390 FINISH: EGG SHELL	COLOR: HC-181 HERITAGE RED	N/A	https://store.benjaminmoore.com/storefront/us/en/coating/interior-paints/stains/product-catalog/cw/corotech-waterborne-enamels	COMPANY: BENJAMIN MOORE NAME: DOROTHY HAZINSKI P: 866-708-9181 M: 330-353-3850 E: DOROTHY.HAZINSKI@BENJAMINMOORE.COM WWW.BENJAMINMOORE.COM
P-10	PAINT	PREP AND PRIME SURFACES PER MANUFACTURER'S RECOMMENDATIONS	INFINITY LOOP	CRESCENT BRONZE POWDER CO.	METALLIC PIGMENTS AND PAINTS	COLOR: BLACK 781	N/A	https://www.crescentbronze.com/product-page/black-1011p-metallc-powder	COMPANY: CRESCENT BRONZE POWDER CO. NAME: CUSTOMER SERVICE P: 800-239-1270 F: 800-445-6810 WWW.CRESCENTBRONZE.COM
PC-1	INTERIOR POWDERCOAT	N/A	INFINITY LOOP	PRISMATIC POWDERS	INTERIOR GRADE POWDERCOAT	COLOR: RAL 3020 FINISH: GLOSS	REFERENCE CONSTRUCTION DOCUMENTS	https://www.primaticpowders.com/hspec/powder-coating-colors/RAL-3020/rac-3020	COMPANY: NIC INDUSTRIES NAME: JOE GRAMHAM P: 541-830-6502 M: 541-830-6071 E: JESSIE@NICINDUSTRIES.COM WWW.PRISMATICPOWDERS.COM
PC-2	INTERIOR POWDERCOAT	N/A	BRAND WALL BASE	TIGER DRYLAC	INTERIOR GRADE POWDERCOAT	COLOR: RAL 9005 49/02830 FINISH: MATTE	REFERENCE CONSTRUCTION DOCUMENTS	https://rls18.frontsite.com/jkocvt/specifierTIGERorderform/index.html	COMPANY: TIGER DRYLAC NAME: MITCH ANGELES P: 714-943-5783 M: 620-593-3312 E: MITCH.ANGELES@TIGER-COATINGS.COM WWW.TIGER-COATINGS.COM



TDI ASSOCIATES, INC.
ARCHITECTURE & PLANNING

25217 SOUTH WIND LAKE ROAD
WIND LAKE, WISCONSIN 53185
PHONE 262-409-2530



**PROFESSIONAL
CONSULTANTS, INC.**

300 COTTONWOOD AVE # 7
HARTLAND, WISCONSIN 53029
(262) 367-6080

**RUSS DARROW
KIA OF WAUKESHA**
 2141 EAST MORELAND BLVD
 WAUKESHA, WISCONSIN

TDI ASSOCIATES, INC
All Rights Reserved

OWNERSHIP OF DOCUMENTS

This document, and the ideas and design incorporated herein, as an instrument of professional service, is the sole property of TDI Associates, Inc., and is not to be used in whole or in part for any other project or purpose without the expressed written authorization of TDI Associates, Inc.

Sheet Title
**INTERIOR
FINISH SCHEDULE**

Issued For: _____ Date: _____

Date: **07-17-2024**

Job NO.: **24103.000**


Drawn By: **LCC**

Sheet No.


A4.2

INTERIOR FINISH SCHEDULE CONTINUED

PC-3	INTERIOR POWDERCOAT	N/A	PART-1	PRISMATIC POWERS	INTERIOR GRADE POWDERCOAT	COLOR: EMB-4448, TOMIC GOLD II FINISH: SATIN	REFERENCE CONSTRUCTION DOCUMENTS	EMB-4448/tomic-gold-4	P: 541-830-6502 M: 541-338-5511 E: JESSE@INDUSTRIES.COM WWW.PRISMATICPOWERS.COM
PL-1	PLASTIC LAMINATE	N/A	FIXTURES, CUSTOMER FACING CABINETS, CUSTOMER FACING DOORS	WILSONART	STANDARD HIGH PRESSURE LAMINATE	COLOR: 7996-38 NATURAL RECON FINISH: FINE VELVET	REFERENCE CONSTRUCTION AND FIXTURE DOCUMENTS	https://www.wilsonart.com/natural-recon-7996	COMPANY: WILSONART NAME: LIZ MCHELLAN E: MCHLLE@WILSONART.COM WWW.WILSONART.COM
PL-3	PLASTIC LAMINATE	N/A	BATHROOM CABINETS	WILSONART	STANDARD HIGH PRESSURE LAMINATE	COLOR: BLACK #1595 FINISH: 60 MATTE	REFERENCE CONSTRUCTION AND FIXTURE DOCUMENTS	https://www.wilsonart.com/designer-white-0354	COMPANY: WILSONART NAME: LIZ MCHELLAN P: 562-781-4057 E: MCHLLE@WILSONART.COM WWW.WILSONART.COM
PL-4	PLASTIC LAMINATE	N/A	BACK OF HOUSE CABINETS	WILSONART	STANDARD HIGH PRESSURE LAMINATE	COLOR: CARBON MESH 4880-38 FINISH: FINE VELVET	REFERENCE CONSTRUCTION AND FIXTURE DOCUMENTS	https://www.wilsonart.com/carbon-mesh-4880	COMPANY: WILSONART NAME: LIZ MCHELLAN P: 562-781-4057 E: MCHLLE@WILSONART.COM WWW.WILSONART.COM
SS-1	SOLID SURFACE	N/A	FIXTURES, RESTROOMS, CUSTOMER FACING COUNTERS	LX HAUSYS	HI-MACS SOLID SURFACE	COLOR: KAMET L017	REFERENCE CONSTRUCTION AND FIXTURE DOCUMENTS	https://www.lxhausys.com/us/products/hi-macs/kamet/2551	COMPANY: LX HAUSYS NAME: MICHELLE ALLEN P: 512-549-9939 E: MALL@LXHAUSYS.COM WWW.LXHAUSYS.COM
SS-1 ALT	SOLID SURFACE	ALTERNATE TO SS-1	FIXTURES, RESTROOMS, CUSTOMER FACING COUNTERS	WILSONART	ACRYLIC RESIN BASED SOLID SURFACE	COLOR: WHITE STONE 9206CS	REFERENCE CONSTRUCTION AND FIXTURE DOCUMENTS	https://www.richelieu.com/us/en/category/surfaces/panels-and-edgebanding/colors/white-stone-9206cs-sheet/1201963/ku-w506CS139	COMPANY: WILSONART NAME: LIZ MCHELLAN E: MCHLLE@WILSONART.COM WWW.WILSONART.COM
T-1	TILE	ALTERNATE TO CO-1 TO BE USED WHEN NEW CONCRETE CANNOT BE POURD INSTALL STACKBOND	RESTROOMS	AUTOSTONE	CERAMIC TILE	COLLECTION: CONCRETE COLOR: SMOKE FINISH: NATURAL, HONED GROUT COLOR: MAPEI 27 SILVER	32" W X 32" L	solids-surfaces-wilsonart/wilsonart-solid-surfaces-particulate-https://autostoneusa.com/usa/	COMPANY: AUTOSTONE USA NAME: BARRY WELLS P: 214-830-1206 E: KBAB@AUTOSTONEUSA.COM WWW.AUTOSTONEUSA.COM
T-1 ALT	TILE	ALTERNATE TO T-1 TO BE USED WHEN NEW CONCRETE CANNOT BE POURD INSTALL STACKBOND	RESTROOMS	DALTILE	CERAMIC TILE	COLLECTION: ANDERS COLOR: SHADOW AN13 FINISH: MATTE GROUT COLOR: MAPEI 27 SILVER	32" W X 32" L	https://www.daltile.com/products/Concrete-Look/Anders/Shadow	COMPANY: DALTILE NAME: DAVID SANTIBANEZ H: 502-644-4360 E: DAVID.SANTIBANEZ@DALTILE.COM WWW.DALTILE.COM
T-2	TILE	PREP AND PRIME SURFACES PER MANUFACTURER'S RECOMMENDATIONS	CUSTOMER SALES AREA, SALES AREA	CREATIVE MATERIALS CORP.	CERAMIC TILE	COLLECTION: INVO COLOR: GOLD FINISH: MATTE GROUT COLOR: MAPEI 05 CHAMDIS	8" W X 48" L	https://www.creativematerialscorp.com/product/invo/	COMPANY: CREATIVE MATERIALS CORPORATION NAME: DOUG SALATINO P: 518-713-5371 C: 518-251-8564 E: DSALATINO@CREATIVEMATERIALSCORP.COM WWW.CREATIVEMATERIALSCORP.COM
T-2 ALT1	TILE	ALTERNATE TO T-2 PREP AND PRIME SURFACES PER MANUFACTURER'S RECOMMENDATIONS	CUSTOMER SALES AREA, SALES AREA	AUTOSTONE	CERAMIC TILE	COLLECTION: AMBERWOOD-PLAN COLOR: MAPLE HARVEST FINISH: NATURAL GROUT COLOR: MAPEI 05 CHAMDIS	8" W X 48" L	https://autostoneusa.com/usa/	COMPANY: AUTOSTONE USA NAME: BARRY WELLS P: 214-830-1206 E: KBAB@AUTOSTONEUSA.COM WWW.AUTOSTONEUSA.COM
T-2 ALT2	TILE	ALTERNATE TO T-2 PREP AND PRIME SURFACES PER MANUFACTURER'S RECOMMENDATIONS	CUSTOMER SALES AREA, SALES AREA	DALTILE	CERAMIC TILE	COLLECTION: FOREST PARK COLOR: SUMMERTREE 9999P GROUT COLOR: MAPEI 05 CHAMDIS	9" W X 36" L	https://www.daltile.com/products/wood-look/forest-park	COMPANY: DALTILE NAME: DAVID SANTIBANEZ H: 502-644-4360 E: DAVID.SANTIBANEZ@DALTILE.COM WWW.DALTILE.COM
T-3	TILE	PREP AND PRIME SURFACES PER MANUFACTURER'S RECOMMENDATIONS. INSTALLED IN VERTICAL STACK BOND, 4'-0" TO UNDERSIDE OF CLG	RESTROOMS	CREATIVE MATERIALS CORP.	WALL TILE	COLLECTION: URBAN SUBWAY COLOR: WHITE FINISH: MATTE GROUT COLOR: MAPEI 77 FROST	3" W X 10" L	https://www.creativematerialscorp.com/product/tune/	COMPANY: CREATIVE MATERIALS CORPORATION NAME: DOUG SALATINO P: 518-713-5371 C: 518-251-8564 E: DSALATINO@CREATIVEMATERIALSCORP.COM WWW.CREATIVEMATERIALSCORP.COM
T-3 ALT1	TILE	ALTERNATE TO T-3 PREP AND PRIME SURFACES PER MANUFACTURER'S RECOMMENDATIONS INSTALLED IN VERTICAL STACK BOND, 4'-0" TO UNDERSIDE OF CLG	RESTROOMS	AUTOSTONE	WALL TILE	COLLECTION: STATION AMERICAN-A COLOR: WHITE FINISH: MATTE GROUT COLOR: MAPEI 77 FROST	4" W X 16" L	https://autostoneusa.com/usa/	COMPANY: AUTOSTONE USA NAME: BARRY WELLS P: 214-830-1206 E: KBAB@AUTOSTONEUSA.COM WWW.AUTOSTONEUSA.COM
T-3 ALT2	TILE	ALTERNATE TO T-3 PREP AND PRIME SURFACES PER MANUFACTURER'S RECOMMENDATIONS INSTALLED IN VERTICAL STACK BOND, 4'-0" TO UNDERSIDE OF CLG	RESTROOMS	DALTILE	WALL TILE	COLLECTION: STENCIL_FLAT FLOOR TILE COLOR: WHITE SC32 FINISH: MATTE GROUT COLOR: MAPEI 77 FROST	4" W X 12" L	https://www.daltile.com/products/Monochromatic-Look/Stencil/White	COMPANY: DALTILE NAME: DAVID SANTIBANEZ H: 502-644-4360 E: DAVID.SANTIBANEZ@DALTILE.COM WWW.DALTILE.COM
T-4	TILE	PREP AND PRIME SURFACES PER MANUFACTURER'S RECOMMENDATIONS INSTALLED IN VERTICAL STACK BOND, FINISH FLOOR TO 4'-0"	RESTROOMS (WAINSCOT)	CREATIVE MATERIALS CORP.	WALL TILE	COLLECTION: URBAN SUBWAY COLOR: WHITE LINEAR DECO FINISH: MATTE GROUT COLOR: MAPEI 77 FROST	3" W X 10" L	https://www.creativematerialscorp.com/product/tune/	COMPANY: CREATIVE MATERIALS CORPORATION NAME: DOUG SALATINO P: 518-713-5371 C: 518-251-8564 E: DSALATINO@CREATIVEMATERIALSCORP.COM WWW.CREATIVEMATERIALSCORP.COM
T-4 ALT1	TILE	ALTERNATE TO T-4 PREP AND PRIME SURFACES PER MANUFACTURER'S RECOMMENDATIONS INSTALLED IN VERTICAL STACK BOND, FINISH FLOOR TO 4'-0"	RESTROOMS (WAINSCOT)	AUTOSTONE	WALL TILE	COLLECTION: STATION AMERICAN-B COLOR: WHITE FINISH: MATTE GROUT COLOR: MAPEI 77 FROST	4" W X 16" L	https://autostoneusa.com/usa/	COMPANY: AUTOSTONE USA NAME: BARRY WELLS P: 214-830-1206 E: KBAB@AUTOSTONEUSA.COM WWW.AUTOSTONEUSA.COM
T-4 ALT2	TILE	PREP AND PRIME SURFACES PER MANUFACTURER'S RECOMMENDATIONS INSTALLED IN VERTICAL STACK BOND, FINISH FLOOR TO 4'-0"	RESTROOMS (WAINSCOT)	DALTILE	WALL TILE	COLLECTION: STENCILLINEAR WALL TILE COLOR: WHITE SC32 FINISH: MATTE GROUT COLOR: MAPEI 77 FROST	4" W X 12" L	https://www.daltile.com/products/Monochromatic-Look/Stencil/White	COMPANY: DALTILE NAME: DAVID SANTIBANEZ H: 502-644-4360 E: DAVID.SANTIBANEZ@DALTILE.COM WWW.DALTILE.COM
T-5	TILE	PREP AND PRIME SURFACES PER MANUFACTURER'S RECOMMENDATIONS INSTALLED IN HORIZONTAL STACK BOND	TECH RESTROOMS	ROYAL MOSA	WALL TILE	COLOR: GLOBAL FINISH: MOUSE GRAY 16880 GROUT COLOR: MAPEI 27 SILVER	4" W X 12" L	https://www.mosa.com/en-us/products/collection/4x12	COMPANY: ROYAL MOSA NAME: NAN MCGONIGAN P: 513-703-9801 WWW.MOSA.COM
T-5 ALT1	TILE	ALTERNATE TO T-5 PREP AND PRIME SURFACES PER MANUFACTURER'S RECOMMENDATIONS INSTALLED IN HORIZONTAL STACK BOND	TECH RESTROOMS	AUTOSTONE	CERAMIC TILE	COLLECTION: SHOP WALL COLOR: STORMY GREY FINISH: GLOSSY GROUT COLOR: MAPEI 27 SILVER	12" W X 24" L	https://autostoneusa.com/usa/	COMPANY: AUTOSTONE USA NAME: BARRY WELLS P: 214-830-1206 E: KBAB@AUTOSTONEUSA.COM WWW.AUTOSTONEUSA.COM
T-6	TILE	PREP AND PRIME SURFACES PER MANUFACTURER'S RECOMMENDATIONS INSTALLED IN HORIZONTAL STACK BOND	OPTIONAL NEW VEHICLE DELIVERY, SERVICE RECEPTION DRIVE LANES	AUTOSTONE	TILE	COLLECTION: DRIVE SERIES COLOR: ALLOY GREY SURFACE IR-12 TEXTURED GROUT COLOR: MAPEI 27 SILVER	8" W X 8" L	https://autostoneusa.com/usa/	COMPANY: AUTOSTONE USA NAME: BARRY WELLS P: 214-830-1206 E: KBAB@AUTOSTONEUSA.COM WWW.AUTOSTONEUSA.COM
T-7	TILE	PREP AND PRIME SURFACES PER MANUFACTURER'S RECOMMENDATIONS INSTALLED IN HORIZONTAL STACK BOND	OPTIONAL SERVICE RECEPTION DRIVE LANES	AUTOSTONE	TILE	COLLECTION: DRIVE SERIES COLOR: CARBON BLACK SURFACE IR-12 TEXTURED GROUT COLOR: MAPEI 27 SILVER	8" W X 8" L	https://autostoneusa.com/usa/	COMPANY: AUTOSTONE USA NAME: BARRY WELLS P: 214-830-1206 E: KBAB@AUTOSTONEUSA.COM WWW.AUTOSTONEUSA.COM
TS-1	TRANSITION STRIP	CONTRACTOR TO COORDINATE ALL ADDITIONAL PARTS AND SYSTEMS THAT ARE RECOMMENDED BY THE MANUFACTURER TO COMPLETE INSTALL	WALL BASE RESTROOMS	SCHLUTER	DILEX-AHK	FINISH: SATIN ANODIZED	REFERENCE CONSTRUCTION DOCUMENTS	https://www.schluter.com/schluter-us/en_US/Profiles/Cove-shape-Profile/Schluter%20DILEX-AHK%20DILEX-AHK%20satin	COMPANY: SCHLUTER SYSTEM NAME: LANCE BEARMAN P: 802-472-4588 H: 502-264-1199 E: LB@ARMANNSCHLUTER.COM WWW.SCHLUTER.COM
TS-2	TRANSITION STRIP	CONTRACTOR TO COORDINATE ALL ADDITIONAL PARTS AND SYSTEMS THAT ARE RECOMMENDED BY THE MANUFACTURER TO COMPLETE INSTALL	BETWEEN T-3 AND T-4 IN RESTROOMS	SCHLUTER	SCHIENE	FINISH: SATIN ANODIZED	REFERENCE CONSTRUCTION DOCUMENTS	https://www.schluter.com/schluter-us/en_US/Profiles/For-Floors/Same-height-Transitions/Schluter%20NAE-SCHIENE/ep/SCHIENE	COMPANY: SCHLUTER SYSTEM NAME: LANCE BEARMAN P: 802-472-4588 H: 502-264-1199 E: LB@ARMANNSCHLUTER.COM WWW.SCHLUTER.COM
TS-3	TRANSITION STRIP	CONTRACTOR TO COORDINATE ALL ADDITIONAL PARTS AND SYSTEMS THAT ARE RECOMMENDED BY THE MANUFACTURER TO COMPLETE INSTALL	NVD	SCHLUTER	RENO-T	FINISH: SATIN ANODIZED	1"	https://www.schluter.com/schluter-us/en_US/Profiles/For-Floors/Same-height-Transitions/Schluter%20NAE-RENO-T/ep/RENO_T	COMPANY: SCHLUTER SYSTEM NAME: LANCE BEARMAN P: 802-472-4588 H: 502-264-1199 E: LB@ARMANNSCHLUTER.COM WWW.SCHLUTER.COM
WB-1	WALL BASE	PREP AND PRIME SURFACES PER MANUFACTURER'S RECOMMENDATIONS	ROOMS WITH T-2	CREATIVE MATERIALS CORP.	CERAMIC TILE - CUT TO 4" WITH SCHLUTER SCHIENE CAP (CLEAR ANODIZED)	COLLECTION: INVO COLOR: GOLD FINISH: MATTE GROUT COLOR: MAPEI 108 BAMBOO	4" W X 48" L	https://www.creativematerialscorp.com/product/invo/	COMPANY: CREATIVE MATERIALS CORPORATION NAME: DOUG SALATINO P: 518-713-5371 C: 518-251-8564 E: DSALATINO@CREATIVEMATERIALSCORP.COM WWW.CREATIVEMATERIALSCORP.COM
WB-2	WALL BASE	N/A	ROOMS WITH CO-1	TARKETT	TRADITIONAL VINYL 4'-1/8" TOELESS (TYPE TV)	COLOR: TAS COLONIAL GRAY	0.125" D X 4" H X 48" L	https://commercial.tarkett.com/en_US/collection/C000494-traditional-vinyl-1-8-type-tv	COMPANY: TARKETT NAME: ERIN BINK P: 513-564-5734 E: ERIN.BINK@TARKETT.COM WWW.TARKETT.COM
WB-3	WALL BASE	N/A	ROOMS WITH OPT-1	TARKETT	TRADITIONAL VINYL 4'-1/8" TOELESS (TYPE TV)	COLOR: 40 BLACK	0.125" D X 4" H X 48" L	https://commercial.tarkett.com/en_US/collection/C000494-traditional-vinyl-1-8-type-tv	COMPANY: TARKETT NAME: ERIN BINK P: 513-564-5734 E: ERIN.BINK@TARKETT.COM WWW.TARKETT.COM
WB-4	WALL BASE	SPECIFICATION INTENDED FOR DESIGN INTENT ONLY	ROOMS WITH LVT-1	HOME DEPOT	FINISHED ELEGANCE MDF MOULDING BOARD	P-6 U.N.O. SEE INTERIOR ELEVATIONS	1" D X 3" H X 96" L	N/A	COMPANY: THE HOME DEPOT NAME: CUSTOMER SERVICE P: 800-466-3337 WWW.HOMEDEPOT.COM
WC-1	WALLCOVERING	PREP AND PRIME SURFACES PER MANUFACTURER'S RECOMMENDATIONS DRYWALL SUBSTRATE TO BE FINISHED IN A LEVEL 5 FINISH STRAIGHT HANG, RANDOM MATCH, VERTICAL GRAIN	SHOWROOM, VEHICLE DELIVERY (VDC) / PHOTO BOOTH	MOMENTUM	WOODS WALLCOVERING	COLOR: SWS-54 RED OAK	36" W	https://www.momentumtextileandwall.com/09305525p	COMPANY: MOMENTUM TEXTILES & WALLCOVERING NAME: ANDER GAINES P: 800-366-6839 #119 E: AGAINES@MOMENTUM.COM WWW.MEMOSAMPLES.COM
WC-1 ALT1	WALLCOVERING	PREP AND PRIME SURFACES PER MANUFACTURER'S RECOMMENDATIONS DRYWALL SUBSTRATE TO BE FINISHED IN A LEVEL 5 FINISH STRAIGHT HANG, RANDOM MATCH, VERTICAL GRAIN	SHOWROOM, VEHICLE DELIVERY (VDC) / PHOTO BOOTH	KOROSEAL	TIMBERLAND WALLCOVERING	COLOR: 1122-16 WHITE OAK	36" W	https://koroseal.com/products/wallcoverings/timberland/white-oak	COMPANY: KOROSEAL COMMERCIAL WALLCOVERINGS NAME: CUSTOMER SERVICE P: 855-543-5474 WWW.KOROSEAL.COM



25217 SOUTH WIND LAKE ROAD
WIND LAKE, WISCONSIN 53185
PHONE 262-409-2530



300 COTTONWOOD AVE # 7
HARTLAND, WISCONSIN 53029
(262) 367-6080

RUSS DARROW
KIA OF WAUKESHA
2141 EAST MORELAND BLVD
WAUKESHA, WISCONSIN

TDI ASSOCIATES, INC
All Rights Reserved
OWNERSHIP OF DOCUMENTS
This document, and the ideas and design incorporated herein, as an instrument of professional service, is the sole property of TDI Associates, Inc., and is not to be used in whole or in part for any other project or purpose without the expressed written authorization of TDI Associates, Inc.

Sheet Title
INTERIOR
FINISH SCHEDULE

Issued For: _____ Date: _____

Date: 07-17-2024
Job NO.: 24103.000

Drawn By: LCC

Sheet No.

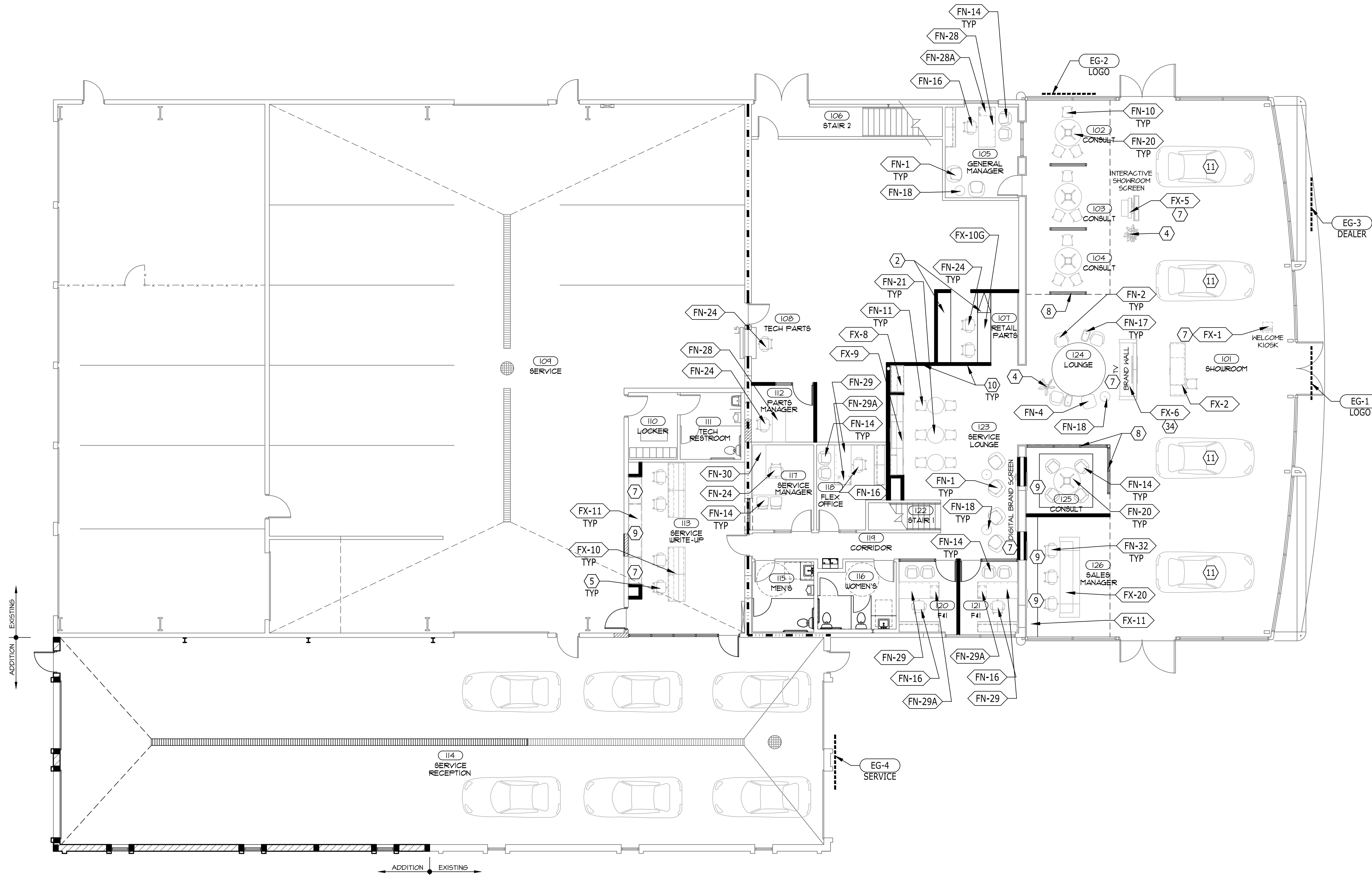
A4.3

DRAWING NOTES


- OFFICE FURNISHINGS LAYOUT BY OWNER. ITEMS CAN BE SELECTED FROM SPECIFIED FURNITURE SYSTEM. REFER TO FURNITURE SCHEDULE ON SHEET A-3B.
- CUSTOMER SERVICE VISIBLE COUNTERTOP, FINISHES TO BE SS-1.
- STAINLESS STEEL COUNTER FOR BACK OF HOUSE SERVICE AREAS.
- RECOMMENDED FOLIAGE / PLANTS LOCATIONS, THESE ITEMS TO BE COORDINATED AND PROVIDED BY THE OWNER.
- ADA COMPLIANT CHAIR(S) TO CORRESPOND WITH ADA COMPLIANT DESK(S).
- SEE SHEET A-4.1 FOR FLOOR FINISHES TRANSITION NOTES.
- PROVIDE POWER/DATA AS NEEDED AT FIXTURE, MONITOR LOCATION.
- GF-1 SAFETY/PRIVACY FILM TO BE APPLIED TO INTERIOR GLAZING.
- REFER TO SHEET GPP-1 FOR ALL INTERIOR GRAPHIC LOCATIONS.
- ALIGN WITH FACE OF EXISTING CONSTRUCTION.
- VEHICLE LOCATIONS - MAINTAIN LOCATION

LEGEND


#	NOTE DESIGNATOR - REFER TO DRAWING NOTES ON THIS SHEET
FX-#	FIXTURE ITEM - REFER TO "FX" SHEETS
FN-#	FURNITURE ITEM - REFER TO A-3A.1 AND A-3A.2 SHEETS



1 FURNITURE & FIXTURE PLAN
1/8" = 1'-0"



25217 SOUTH WIND LAKE ROAD
WIND LAKE, WISCONSIN 53185
PHONE 262-409-2530



PROFESSIONAL
CONSULTANTS, INC.
300 COTTONWOOD AVE # 7
HARTLAND, WISCONSIN 53029
(262) 367-6080

RUSS DARROW
KIA OF WAUKESHA
2141 EAST MORELAND BLVD
WAUKESHA, WISCONSIN

TDI ASSOCIATES, INC
All Rights Reserved
OWNERSHIP OF DOCUMENTS
This document, and the ideas and design incorporated herein, as an instrument of professional service, is the sole property of TDI Associates, Inc., and is not to be used in whole or in part for any other project or purpose without the expressed written authorization of TDI Associates, Inc.

Sheet Title
FURNITURE & FIXTURE PLAN

Issued For: _____ Date: _____

Date: **07-17-2024**

Job NO.: **24103.000**

Drawn By: **LCC**

Sheet No.

A4.4

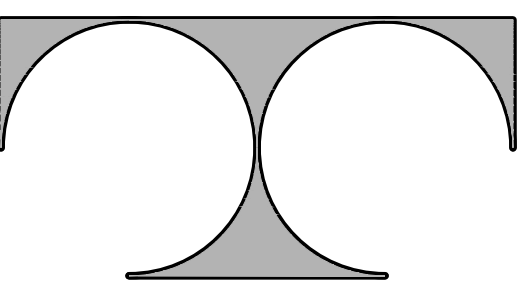
FURNITURE SCHEDULE

CODE	MATERIAL	NOTES	MANUFACTURER	PRODUCT
FN-1	FURNITURE	CONTRACTOR TO WORK WITH DEALER TO PROVIDE ALL NECESSARY PIECES AND PARTS REQUIRED FOR ASSEMBLY	HAWORTH	POPPY LOUNGE CHAIR BASE:FOUR LEG ARRAY
FN-2	FURNITURE	CONTRACTOR TO WORK WITH DEALER TO PROVIDE ALL NECESSARY PIECES AND PARTS REQUIRED FOR ASSEMBLY	HAWORTH	OPENEST CHICK POUF, WITH UPHOLSTERED BACK
FN-3	FURNITURE	CONTRACTOR TO WORK WITH DEALER TO PROVIDE ALL NECESSARY PIECES AND PARTS REQUIRED FOR ASSEMBLY	HAWORTH	OPENEST CHICK POUF, BACKLESS
FN-4	FURNITURE	CONTRACTOR TO WORK WITH DEALER TO PROVIDE ALL NECESSARY PIECES AND PARTS REQUIRED FOR ASSEMBLY	HAWORTH	OPENEST CHICK POUF, BACKLESS
FN-5	FURNITURE	CONTRACTOR TO WORK WITH DEALER TO PROVIDE ALL NECESSARY PIECES AND PARTS REQUIRED FOR ASSEMBLY	HAWORTH	OPENEST CHICK POUF, ROUND
FN-7	FURNITURE	CONTRACTOR TO WORK WITH DEALER TO PROVIDE ALL NECESSARY PIECES AND PARTS REQUIRED FOR ASSEMBLY	HAWORTH	HOBO SOFA 2-SEAT, RIGHT ARM CONFIGURATION
FN-8	FURNITURE	CONTRACTOR TO WORK WITH DEALER TO PROVIDE ALL NECESSARY PIECES AND PARTS REQUIRED FOR ASSEMBLY	HAWORTH	HOBO SOFA BENCH 2-SEAT CONFIGURATION LEFT ARM ORIENTATION
FN-9	FURNITURE	CONTRACTOR TO WORK WITH DEALER TO PROVIDE ALL NECESSARY PIECES AND PARTS REQUIRED FOR ASSEMBLY	HAWORTH	CABANA LOUNGE ISLAND MID FULL BACK POWERED: FOUR OUTLETS(OPTIONAL), TWO USB SINGLE SURFACE
FN-10	FURNITURE	CONTRACTOR TO WORK WITH DEALER TO PROVIDE ALL NECESSARY PIECES AND PARTS REQUIRED FOR ASSEMBLY	HAWORTH	MAARI SIDE CHAIR
FN-11	FURNITURE	CONTRACTOR TO WORK WITH DEALER TO PROVIDE ALL NECESSARY PIECES AND PARTS REQUIRED FOR ASSEMBLY	HAWORTH	MAARI SIDE CHAIR
FN-12	FURNITURE	CONTRACTOR TO WORK WITH DEALER TO PROVIDE ALL NECESSARY PIECES AND PARTS REQUIRED FOR ASSEMBLY	HAWORTH	MAARI LOW BACK BAR HEIGHT STOOL
FN-13	FURNITURE	CONTRACTOR TO WORK WITH DEALER TO PROVIDE ALL NECESSARY PIECES AND PARTS REQUIRED FOR ASSEMBLY	HAWORTH	MAARI LOW BACK BAR HEIGHT STOOL
FN-14	FURNITURE	CONTRACTOR TO WORK WITH DEALER TO PROVIDE ALL NECESSARY PIECES AND PARTS REQUIRED FOR ASSEMBLY	HAWORTH	POPPY GUEST CHAIR
FN-15	FURNITURE	CONTRACTOR TO WORK WITH DEALER TO PROVIDE ALL NECESSARY PIECES AND PARTS REQUIRED FOR ASSEMBLY	HAWORTH	LOTUS CHAIR LOW BACK, FIXED ARMS
FN-16	FURNITURE	CONTRACTOR TO WORK WITH DEALER TO PROVIDE ALL NECESSARY PIECES AND PARTS REQUIRED FOR ASSEMBLY	HAWORTH	LOTUS CHAIR HIGH FULL BACK, FIXED ARMS
FN-17	FURNITURE	CONTRACTOR TO WORK WITH DEALER TO PROVIDE ALL NECESSARY PIECES AND PARTS REQUIRED FOR ASSEMBLY	HAWORTH	PIP PERSONAL LAPTOP TABLE
FN-18	FURNITURE	CONTRACTOR TO WORK WITH DEALER TO PROVIDE ALL NECESSARY PIECES AND PARTS REQUIRED FOR ASSEMBLY	HAWORTH	GONG SIDE TABLE
FN-19	FURNITURE	CONTRACTOR TO WORK WITH DEALER TO PROVIDE ALL NECESSARY PIECES AND PARTS REQUIRED FOR ASSEMBLY	HAWORTH	PLANES SIDE TABLE KNIFE EDGE DISC BASE
FN-20	FURNITURE	CONTRACTOR TO WORK WITH DEALER TO PROVIDE ALL NECESSARY PIECES AND PARTS REQUIRED FOR ASSEMBLY	HAWORTH	IMMERSE SINGLE TABLE FOUR LEG BASE,NO POWER

CODE	MATERIAL	NOTES	MANUFACTURER	PRODUCT
FN-21	FURNITURE	CONTRACTOR TO WORK WITH DEALER TO PROVIDE ALL NECESSARY PIECES AND PARTS REQUIRED FOR ASSEMBLY	HAWORTH	PLANES TABLE, DINE HEIGHT KNIFE EDGE DISC BASE
FN-24	FURNITURE	CONTRACTOR TO WORK WITH DEALER TO PROVIDE ALL NECESSARY PIECES AND PARTS REQUIRED FOR ASSEMBLY	HAWORTH	HAWORTH VERY TASK CHAIR
FN-25	FURNITURE	DEALER TO COORDINATE DESKING REQUIREMENTS WITH FURNITURE MANUFACTURER FOR EXACT SPECIFICATIONS	HAWORTH	TRAINING TABLE
FN-27	FURNITURE	CONTRACTOR TO WORK WITH DEALER TO PROVIDE ALL NECESSARY PIECES AND PARTS REQUIRED FOR ASSEMBLY	FROVI	RELIC CREDENZA HIGH
FN-28	FURNITURE	DEALER TO COORDINATE DESKING REQUIREMENTS WITH FURNITURE MANUFACTURER FOR EXACT SPECIFICATIONS	HAWORTH	X SERIES SINGLE PEDESTAL DESK PRODUCT # JDVL-2460-JFALBN RIGHT HAND ORIENTATION 1/3 HEIGHT MODESTY PANEL HEIGHT CABLE MANAGEMENT: NO SCALLOP
FN-28A	FURNITURE	DEALER TO COORDINATE DESKING REQUIREMENTS WITH FURNITURE MANUFACTURER FOR EXACT SPECIFICATIONS	HAWORTH	X SERIES PEDESTAL PRODUCT # JPAH-24-L3 LAMINATE FRONT/PAINTED STEEL LOCKBAR FULL STYLE: TAPER
FN-29	FURNITURE	DEALER TO COORDINATE DESKING REQUIREMENTS WITH FURNITURE MANUFACTURER FOR EXACT SPECIFICATIONS	HAWORTH	X SERIES DESK SHELLS STANDARD RECTANGULAR DESK SHELL - LAMINATE TOP WITH LAMINATE END PANELS PRODUCT # JDVL-3072-JFFLBN 1/3 MODESTY PANEL HEIGHT CABLE MANAGEMENT: NO SCALLOP
FN-29A	FURNITURE	DEALER TO COORDINATE DESKING REQUIREMENTS WITH FURNITURE MANUFACTURER FOR EXACT SPECIFICATIONS	HAWORTH	X SERIES MOBILE PEDESTAL PRODUCT # JPPP-2453 PAINTED STEEL FRONTS AND LOCKBAR FULL STYLE: TAPER
FN-30	FURNITURE	DEALER TO COORDINATE DESKING REQUIREMENTS WITH FURNITURE MANUFACTURER FOR EXACT SPECIFICATIONS	HAWORTH	X SERIES CONVERGENTS - CURVED WRAP AROUND D-TOP LAMINATE TOP WITH COLUMN AND LAMINATE END PANELS PRODUCT # JDVL-3660-JDL-LBN4 LEFT-HAND ORIENTATION 1/3 MODESTY PANEL HEIGHT CABLE MANAGEMENT: NO SCALLOP ADJOINING SURFACE DEPTH: 24"
FN-30A	FURNITURE	DEALER TO COORDINATE DESKING REQUIREMENTS WITH FURNITURE MANUFACTURER FOR EXACT SPECIFICATIONS NOTE: TO BE USED WITH FN-30	HAWORTH	X SERIES RETURN - LAMINATE TOP WITH LAMINATE END PANEL PRODUCT # JDRL-2466-JNFLBNS RIGHT-HAND ORIENTATION 1/3 MODESTY PANEL HEIGHT CABLE MANAGEMENT: NO SCALLOP
FN-30B	FURNITURE	DEALER TO COORDINATE DESKING REQUIREMENTS WITH FURNITURE MANUFACTURER FOR EXACT SPECIFICATIONS NOTE: TO BE USED WITH FN-30A	HAWORTH	X SERIES VERTICAL STORAGE UNITS PRODUCT # JDFL-3366-L1 FLIPPER DOOR VERTICAL STORAGE UNIT LAMINATE FRONT WITH LAMINATE END PANELS
FN-31	FURNITURE	DEALER TO COORDINATE DESKING REQUIREMENTS WITH FURNITURE MANUFACTURER FOR EXACT SPECIFICATIONS NOTE: PIECE IS CREATED USING 2 QUANTITY	HAWORTH	X SERIES FREESTANDING 2H LATERAL FILE PROUD STYLES PRODUCT # JLPD-0236-LJ LAMINATE FRONTS/PAINTED STEEL LOCKBAR
FN-31A	FURNITURE	DEALER TO COORDINATE DESKING REQUIREMENTS WITH FURNITURE MANUFACTURER FOR EXACT SPECIFICATIONS MUST USED WITH FN-31	HAWORTH	X SERIES LATERAL FILE LAMINATE TOPS FOR USE WITH PROUD STYLE FRONTS PRODUCT # JTPL-1872-JYJYS
FN-32	FURNITURE	DEALER TO COORDINATE DESKING REQUIREMENTS WITH FURNITURE MANUFACTURER FOR EXACT SPECIFICATIONS MUST USED WITH FN-31	HAWORTH	X SERIES LATERAL FILE LAMINATE TOPS FOR USE WITH PROUD STYLE FRONTS PRODUCT # JTPL-1872-JYJYS
PART-1	PARTITION	CONTRACTOR TO COORDINATE ALL ADDITIONAL PARTS AND SYSTEMS THAT ARE RECOMMENDED BY THE MANUFACTURER TO COMPLETE INSTALL.	HAWORTH	ENCLOSE OFFICE SYSTEMS
PART-2	PARTITION	CONTRACTOR TO COORDINATE ALL ADDITIONAL PARTS AND SYSTEMS THAT ARE RECOMMENDED BY THE MANUFACTURER TO COMPLETE INSTALL.	HAWORTH	ENCLOSE OFFICE SYSTEMS


MANUFACTURER CONTACT

COMPANY: HAWORTH
 NAME: LESLIE LEVINSKI
 PHONE: N/A
 MOBILE: 949-424-9340
 EMAIL: LESLIE.LEVINSKI@HAWORTH.COM
 WEBSITE: WWW.HAWORTH.COM



TDI ASSOCIATES, INC.
ARCHITECTURE & PLANNING

25217 SOUTH WIND LAKE ROAD
WIND LAKE, WISCONSIN 53185
PHONE 262-409-2530



PROFESSIONAL
CONSULTANTS, INC.

300 COTTONWOOD AVE # 7
HARTLAND, WISCONSIN 53029
(262) 367-6080

RUSS DARROW
KIA OF WAUKESHA

2141 EAST MORELAND BLVD
WAUKESHA, WISCONSIN

TDI ASSOCIATES, INC
All Rights Reserved

OWNERSHIP OF DOCUMENTS

This document, and the ideas and design incorporated herein, as an instrument of professional service, is the sole property of TDI Associates, Inc., and is not to be used in whole or in part for any other project or purpose without the expressed written authorization of TDI Associates, Inc.

Sheet Title
FURNITURE
SCHEDULE

Issued For: _____ Date: _____

Date: **07-17-2024**

Job NO.: **24103.000**

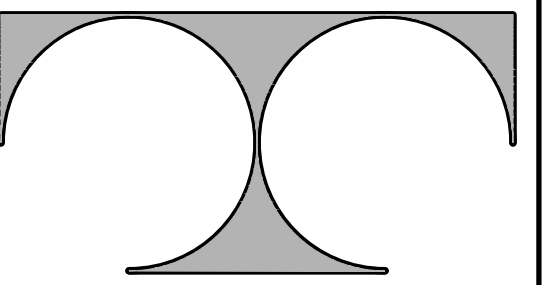
Drawn By: **LCC**

Sheet No.

A4.5


FIXTURE SCHEDULE

CODE	ITEM	NOTES	LOCATION	MANUFACTURER	PRODUCT	FINISH/COLOR	DIMENSION	WEBSITE	MANUFACTURER REPRESENTATIVE CONTACT INFORMATION
EQUIP-1	FAUCET	CONTRACTOR RESPONSIBLE FOR SPECIFYING AND ORDERING ALL PARTS TO COMPLETE INSTALL. CONTRACTOR RESPONSIBLE FOR SELECTING AC OR DC POWER OPTION ADA COMPLIANT	RESTROOMS	SLOAN	OPTIMA HARDWIRED-POWERED DECK-MOUNTED LOW BODY FAUCET MODEL: ETF-410-PLG-TEE-GR-0-SGRM-MLM-38-FCF CODE: 336503BT COMMERCIAL GRADE FAUCET, ADA COMPLIANT, INTEGRATED WATER SHUT OFF, WIRELESS SETTINGS ADJUSTMENT, SELF-ADAPTING SENSOR	FINISH: GRAPHITE	N/A	https://www.sloan.com/commercial-bathroom-products/faucets/optima/etf-410?variation_Finish=Graphite	COMPANY: SLOAN NAME: CUSTOMER SERVICE P: 847-871-4300 E: CUSTOMER_SERVICE@SLOAN.COM WWW.SLOAN.COM
EQUIP-2	SOAP DISPENSER	TO BE MOUNTED AT REQUIRED ADA HEIGHT ADA COMPLIANT	RESTROOMS	SLOAN	DECK MOUNTED FOAM SOAP DISPENSER MODEL: ESD-410-GR CODE: 334644L	FINISH: GRAPHITE	N/A	https://www.sloan.com/commercial-bathroom-products/soap-dispensers/alsoy/esd-410?variation_Finish=Graphite	COMPANY: SLOAN NAME: CUSTOMER SERVICE P: 847-871-4300 E: CUSTOMER_SERVICE@SLOAN.COM WWW.SLOAN.COM
EQUIP-3	HAND DRYER	TO BE MOUNTED AT REQUIRED ADA HEIGHT ADA COMPLIANT	RESTROOMS	EXCEL DRYER	XLERATOR HAND DRYER	FINISH: XL-GR GRAPHITE TEXTURED PAINTED COVER	6-11/16"D X 11-3/4"W X 12-11/16"H	https://www.exceldryer.com/product/xlerator-hand-dryer/	COMPANY: EXCEL DRYER NAME: CUSTOMER SERVICE P: 888-998-7708 E: SALES@EXCELDRYER.COM WWW.EXCELDRYER.COM
EQUIP-4	TOWEL DISPENSER	CONTRACTOR RESPONSIBLE FOR COORDINATING WITH MANUFACTURER ALL PARTS AND PIECES THAT ARE NEEDED FOR PROPER INSTALLATION	RESTROOMS	AMERICAN SPECIALTIES, INC	PIATTO COMPLETELY RECESSED PAPER TOWEL DISPENSER AND WASTE RECEPTACLE MODEL: 64623-41	COLOR: MATTE BLACK PHENOLIC DOOR	FINISHED WALL OPENING (F'NO): 4-11/16"D X 28-1/2"H X 14-5/16"W UNIT SIZE: 4-9/16" X 28"H X 14-1/4"W	https://www.americanspecialties.com/product/piatto-completely-recessed-paper-towel-dispenser-and-waste-receptacle-matte-black-phenolic-door-64623-41/	COMPANY: AMERICAN SPECIALTIES, INC. NAME: CUSTOMER SERVICE P: 934-476-0688 WWW.AMERICANSPECIALTIES.COM
EQUIP-5	GRAB BAR	TO BE MOUNTED AT REQUIRED ADA HEIGHT ADA COMPLIANT	RESTROOMS	KOHLER	KUMIN GRAB BAR	COLOR: MATTE BLACK	ADR TO CONFIRM REQUIRED DIMENSION(S) REQUIRED.	https://www.us.kohler.com/us/kumin-42-grab-bar/productDetail/accessories-grab-bars/666912.htm?skuIn=666853&brandId=*	COMPANY: KOHLER NAME: CUSTOMER SERVICE P: 800-456-4537 WWW.US.KOHLER.COM
EQUIP-6	TOILET TISSUE DISPENSER	TO BE MOUNTED AT REQUIRED ADA HEIGHT ADA COMPLIANT	RESTROOMS	KOHLER	WALL MOUNTED TOILET TISSUE DISPENSER MODEL: K-78394-BL	COLOR: MATTE BLACK	6-1/4"D X 4-1/4"H X 12"W	https://www.kohler.com/en/products/bathroom-accessories/shop-bathroom-accessories/components-covered-double-toilet-tissue-holder-78394?skuIn=78394-BL	COMPANY: KOHLER NAME: CUSTOMER SERVICE P: 800-456-4537 WWW.US.KOHLER.COM
EQUIP-7	SANITARY NAPKIN RECEPTACLE	TO BE MOUNTED AT REQUIRED ADA HEIGHT ADA COMPLIANT	RESTROOMS	BOBRICK	WALL MOUNTED TOILET TISSUE DISPENSER MODEL: K-78394-BL	COLOR: MATTE BLACK	4-1/2"D X 14-1/8"H X 8-1/16"W	https://www.bobrick.com/products/washroom-accessories/toilet-compartment-accessories/toilet-compartment-catalog/sanitary-napkin-dispensers/product/9-35139-mblk/	COMPANY: BOBRICK NAME: CUSTOMER SERVICE P: 818-982-9600 E: SALES@BOBRICK.COM WWW.BOBRICK.COM
EQUIP-8	LIGHTED MIRROR	TO BE MOUNTED AT REQUIRED ADA HEIGHT THIS ITEM REQUIRES ELECTRIC - ARCHITECT OF RECORD TO COORDINATE APPROPRIATE ELECTRICAL NEEDS	RESTROOMS	GRAND MIRRORS	GRAND MIRRORS ECLIPSE BACK LIGHTED / ROUNDED CORNERS LED LIGHT: PHILLIPS LED LIGHT LED LIGHT TEMPERATURE: PHILLIPS MID-WARM LIGHT (4000K)	FINISH: BRUSHED STAINLESS	60" X 36"W	https://grandmirrors.com/clipse/	COMPANY: GRAND MIRRORS NAME: CUSTOMER SERVICE P: 949-441-4262 E: SALES@EVERLUE.COM WWW.GRANDMIRRORS.COM
EQUIP-9	BABY CHANGING STATION	TO BE MOUNTED AT REQUIRED ADA HEIGHT	RESTROOMS	KOALA	HORIZONTAL STAINLESS STEEL SURFACE-MOUNTED KB310-SSWM	FINISH: MATTE BLACK	6-25/32"D X 26-11/32"H X 41-15/32"W EXTENSION: 21-1/4"D	https://www.koalabear.com/product-catalog/kb310-sswm/	COMPANY: GRAND MIRRORS NAME: CUSTOMER SERVICE P: 949-441-4262 E: SALES@EVERLUE.COM WWW.GRANDMIRRORS.COM
EQUIP-10	UNDERMOUNT SINK	TO BE MOUNTED AT REQUIRED ADA HEIGHT	RESTROOMS	TOTO	UNDERCOUNTER LAVATORY LT191(G)	FINISH: STANDARD WHITE	23-3/4"W X 14-3/8"D	https://www.totousa.com/undercounter-lavatory-lt191g	COMPANY: TOTO NAME: CUSTOMER SERVICE P: 1-888-295-8134 E: CUSTOMER@TOTO.COM WWW.TOTOUSA.COM/



TDI ASSOCIATES, INC.
ARCHITECTURE & PLANNING

25217 SOUTH WIND LAKE ROAD
WIND LAKE, WISCONSIN 53185
PHONE 262-409-2530



**PROFESSIONAL
CONSULTANTS, INC.**

300 COTTONWOOD AVE # 7
HARTLAND, WISCONSIN 53029
(262) 367-6080

**RUSS DARROW
KIA OF WAUKESHA**

2141 EAST MORELAND BLVD
WAUKESHA, WISCONSIN

TDI ASSOCIATES, INC
All Rights Reserved

OWNERSHIP OF DOCUMENTS

This document, and the ideas and design incorporated herein, as an instrument of professional service, is the sole property of TDI Associates, Inc., and is not to be used in whole or in part for any other project or purpose without the expressed written authorization of TDI Associates, Inc.

Sheet Title
**FIXTURE
SCHEDULE**

Issued For: _____ Date: _____


Date: **07-17-2024**

Job NO.: **24103.000**

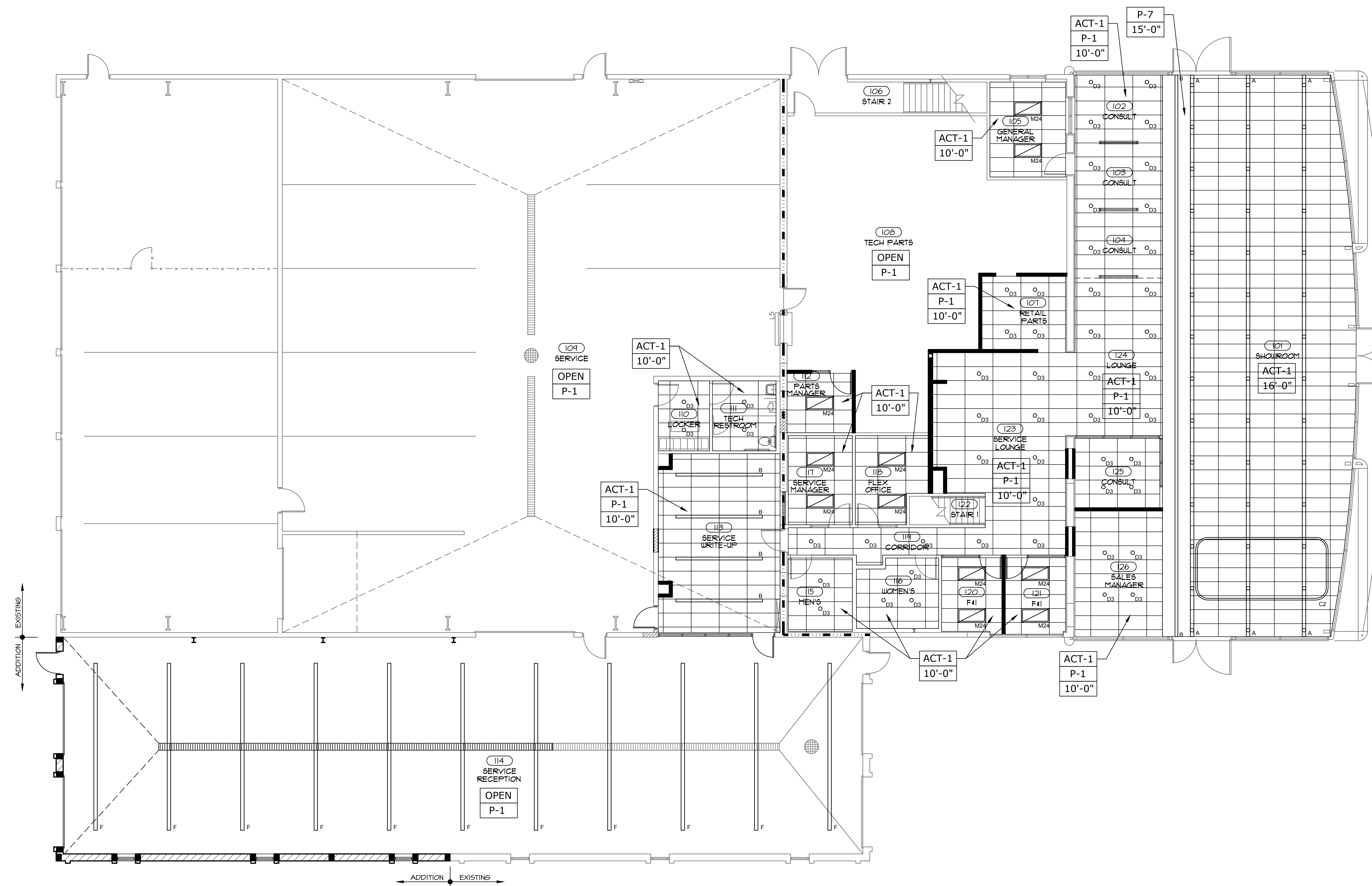
Drawn By: **LCC**

Sheet No.

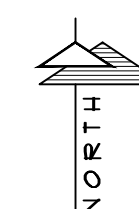
A4.6



LEGEND	
?-#	CEILING NOTE DESIGNATOR - REFER TO NOTES IN THIS SHEET
?-#	FINISH DESIGNATOR - REFER TO INTERIOR FINISH SCHEDULE
?-#	CEILING HEIGHT DESIGNATOR
☒ #	LIGHT FIXTURE TYPE
□	OPEN OPEN TO NEW OR EXISTING STRUCTURE
▢	ACT-1 ACT 2'X4'
▣	ACT-2 ACT 4'X6'



1 REFLECTED CEILING PLAN
1/8"=1'-0"



DOOR SCHEDULE												
DOOR								FRAME		H.W.	REMARKS	
MARK	ROOM	WIDTH	HEIGHT	MATERIAL	FINISH	TYPE	GLASS	LABEL	TYPE	MATERIAL		
I12	PARTS MANAGER	3'-0"	7'-0"	GLASS	CLEAR	A	VISION		BL-3	ALUMINUM	2	
I13A	SERVICE WRITE-UP	3'-0"	7'-0"	GLASS	CLEAR	A	VISION		BL-1	ALUMINUM	1	
I13B	SERVICE WRITE-UP	3'-0"	7'-0"	HOLLOW MTL	PAINT	B	NONE		F-1	HOLLOW METAL	1	FRAME & DOOR PAINTED TO MATCH ADJACENT WALL
I14A	SERVICE RECEPTION	3'-0"	7'-0"	GLASS	CLEAR	A	VISION		F-1	ALUMINUM	4	
I14B	SERVICE RECEPTION	10'-0"	10'-0"	ALUM / GLASS	PRE. FIN.	C	VISION		-	-	3	
I14C	SERVICE RECEPTION	10'-0"	10'-0"	ALUM / GLASS	PRE. FIN.	C	VISION		-	-	3	
I20	F#1	3'-0"	7'-0"	GLASS	CLEAR	A	VISION		BL-4	ALUMINUM	2	
I21	F#1	3'-0"	7'-0"	GLASS	CLEAR	A	VISION		BL-4	ALUMINUM	2	

DOOR NOTES

1. ALL DOOR HARDWARE SETS SHALL HAVE LEVER HANDLES UNLESS OTHERWISE NOTED.

HARDWARE SET #1

- 1-1/2 PR. HINGES
- 1 SET STOP
- 1 CLOSURE
- 1 LEVER PASSAGE

HARDWARE SET #2

- 1-1/2 PR. HINGES
- 1 SET STOP
- 1 SET LEVER OFFICE LOCK

HARDWARE SET #3

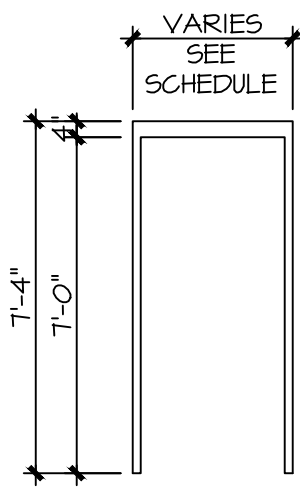
- HARDWARE BY DOOR MANUFACTURER

HARDWARE SET #4

- 1 SET PIVOTS
- 1 SET STOPS
- 1 CLOSERS
- 1 ALUMINUM THRESHOLD
- 1 SET WEATHER-STRIPPING
- 1 SET PUSH/PULL HDWR
- 1 SET LOCK W/ CYLINDER

HARDWARE SET #5

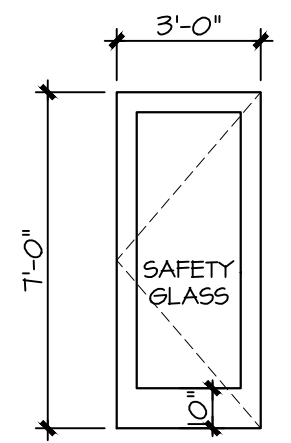
- 1 SET HINGES
- 1 SET STOPS
- 1 SET CLOSER
- 1 SET PUSH/PULL HDWR



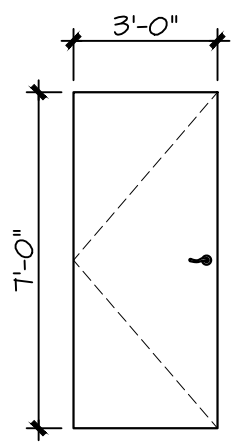
F-1

3 DOOR FRAMES

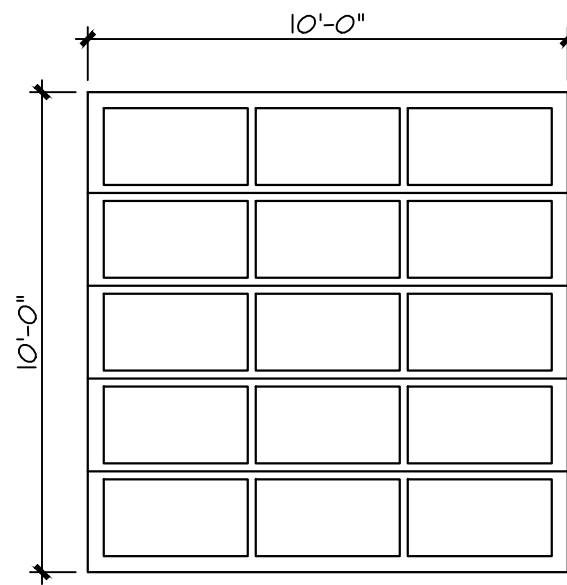
SCALE: 1/4" = 1'-0"



A



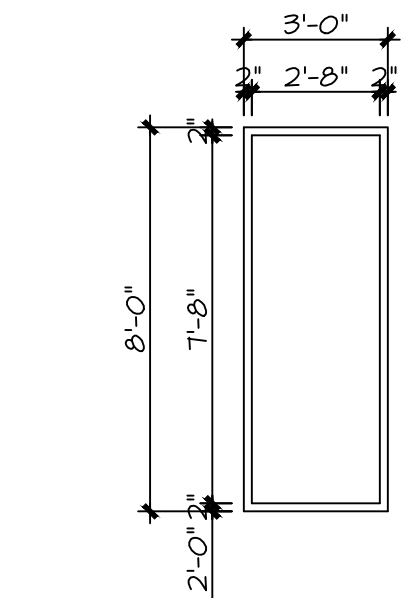
B



C

4 DOOR STYLES

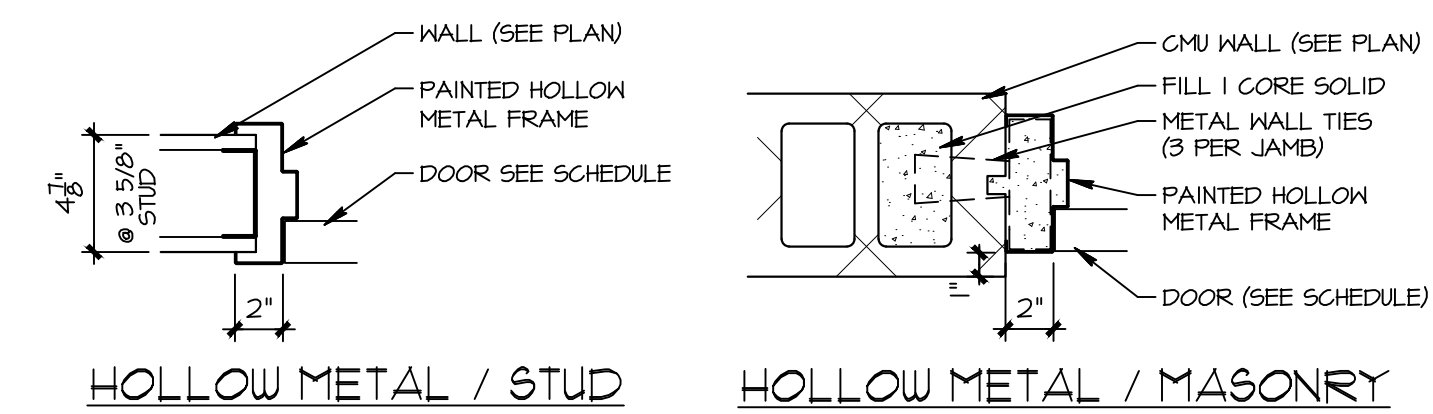
SCALE: 1/4" = 1'-0"



W-1 ALUM

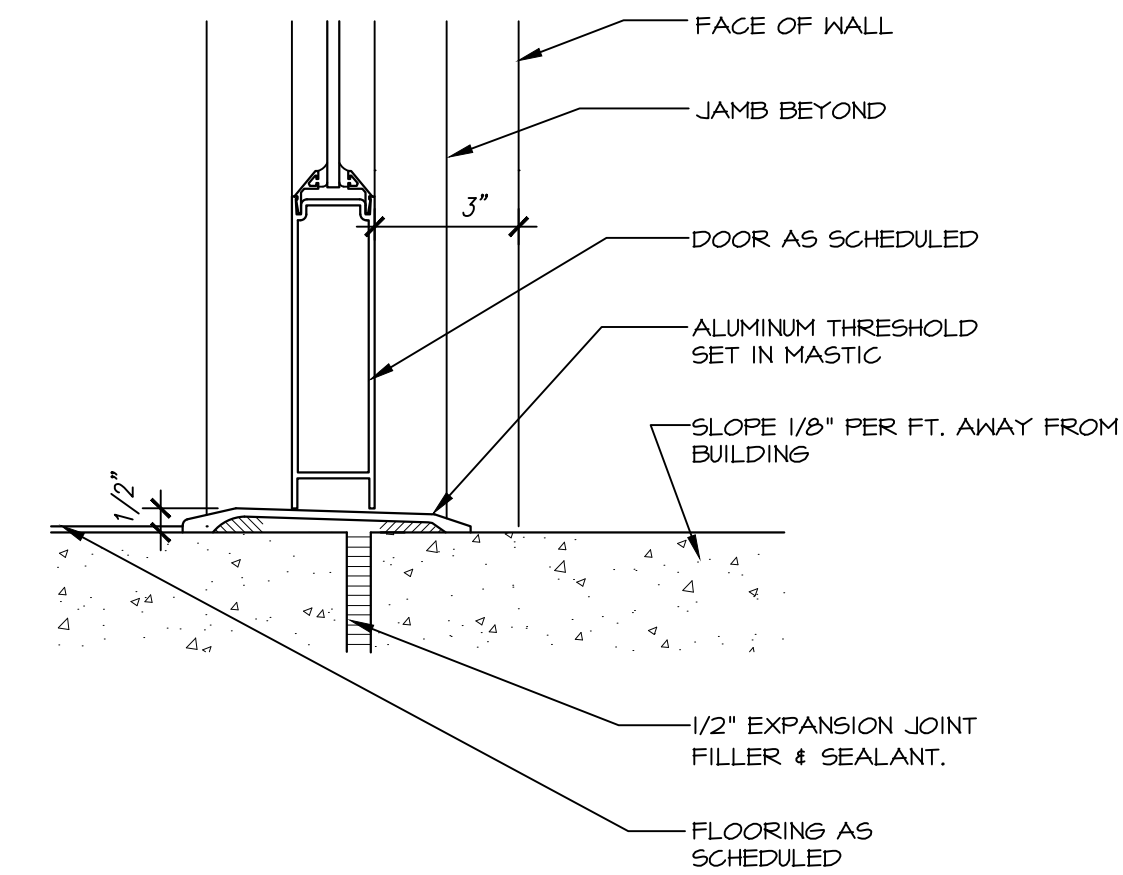
5 WINDOW FRAMES

SCALE: 1/4" = 1'-0"



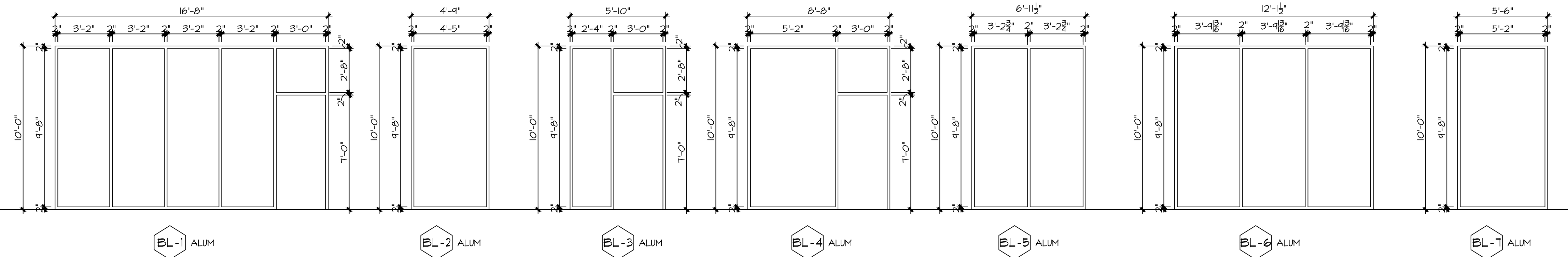
1 FRAME DETAILS

SCALE: 1 1/2" = 1'-0"



2 THRESHOLD DETAIL

SCALE: 3" = 1'-0"



BL-1 ALUM

BL-2 ALUM

BL-3 ALUM

BL-4 ALUM


BL-5 ALUM

BL-6 ALUM

BL-7 ALUM


6 BORROWED LITES

SCALE: 1/4" = 1'-0"



TDI ASSOCIATES, INC.
ARCHITECTURE & PLANNING

25217 SOUTH WIND LAKE ROAD
WIND LAKE, WISCONSIN 53185
PHONE 262-409-2530



PROFESSIONAL
CONSULTANTS, INC.

300 COTTONWOOD AVE # 7
HARTLAND, WISCONSIN 53029
(262) 367-6080

RUSS DARROW
KIA OF WAUKESHA

2141 EAST MORELAND BLVD
WAUKESHA, WISCONSIN

TDI ASSOCIATES, INC
All Rights Reserved

OWNERSHIP OF DOCUMENTS

This document, and the ideas and design incorporated herein, as an instrument of professional service, is the sole property of TDI Associates, Inc., and is not to be used in whole or in part for any other project or purpose without the expressed written authorization of TDI Associates, Inc.

Sheet Title
DOOR SCHEDULE & DETAILS

Issued For: _____ Date: _____

Date: **07-17-2024**

Job NO.: **24103.000**

Drawn By: **LCC**

Sheet No.

A7.1

REINFORCEMENT DEVELOPMENT & LAP SPLICE SCHEDULE

SCHEDULE NOTES:

1. ALL VALUES BELOW ARE IN INCHES.
2. ALL SPLICES IN REINFORCEMENT SHALL BE CLASS "B" LAPS UNLESS OTHERWISE NOTED.
3. STEEL REINFORCING BARS SHALL CONFORM TO ASTM A615 (GRADE 60).
4. VALUES IN THIS SCHEDULE ARE BASED ON NORMAL WEIGHT CONCRETE (145 PCF). $f'_c=3000$ PSI
5. TENSION DEVELOPMENT LENGTHS AND TENSION LAP SPLICE LENGTHS ARE CALCULATED PER CURRENT ADDITION OF ACI-318.
6. TOP BARS ARE DEFINED AS HORIZONTAL BARS HAVING 12" OR MORE OF CONCRETE CAST BELOW THE BARS.

BAR SIZE	#3	#4	#5	#6	#7	#8	#9	#10	#11	REMARKS
CLASS A SPLICE LENGTH	22	29	36	43	63	72	81	91	101	
OTHER BARS	17	22	28	33	48	55	62	70	78	
CLASS B SPLICE LENGTH	28	37	47	56	81	93	105	118	131	
OTHER BARS	22	29	36	43	63	72	81	91	101	

DIMENSION NOTES

DIMENSIONS @ EXTERIOR WALLS ARE TO FACE OF SHEATHING / FOUNDATION

LEGEND:

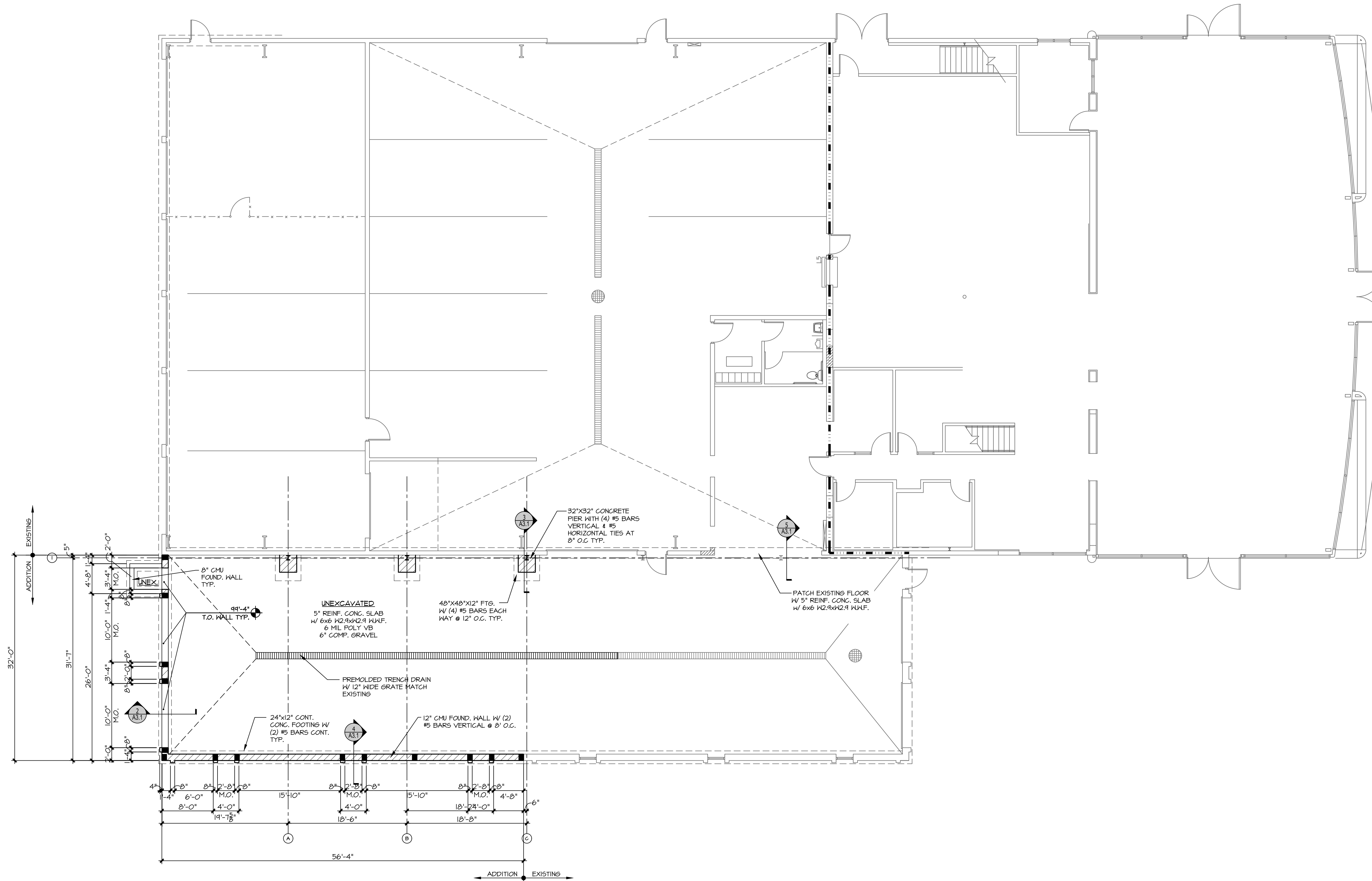
T.O.W. = TOP OF WALL
T.O.P. = TOP OF PIER
T.O.L. = TOP OF LEDGE
T.O.F. = TOP OF FOOTING

FLUSH PILASTERS

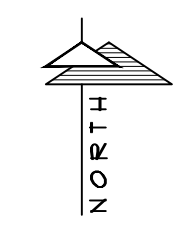
(2) #5 BARS IN ONE CORE GROUTED SOLID IN 3,000 PSI CONCRETE W/ #5 DONUT @ FOOTING 8'-0" O.C. MAX SPACING (UNLESS NOTED)

CONTROL JOINT NOTE:

4" SLAB = 8'-0" MAX. SPACING
5" SLAB = 10'-0" MAX. SPACING



1 FOUNDATION PLAN
1/8"=1'-0"



TDI ASSOCIATES, INC.
ARCHITECTURE & PLANNING

25217 SOUTH WIND LAKE ROAD
WIND LAKE, WISCONSIN 53185
PHONE 262-409-2530

PROFESSIONAL CONSULTANTS, INC.
300 COTTONWOOD AVE # 7
HARTLAND, WISCONSIN 53029
(262) 367-6080

RUSS DARROW
KIA OF WAUKESHA

2141 EAST MORELAND BLVD
WAUKESHA, WISCONSIN

TDI ASSOCIATES, INC
All Rights Reserved

OWNERSHIP OF DOCUMENTS

This document, and the ideas and design incorporated herein, as an instrument of professional service, is the sole property of TDI Associates, Inc., and is not to be used in whole or in part for any other project or purpose without the expressed written authorization of TDI Associates, Inc.

Sheet Title
FOUNDATION PLAN

Issued For: _____ Date: _____

Date: **07-17-2024**

Job NO.: **24103.000**

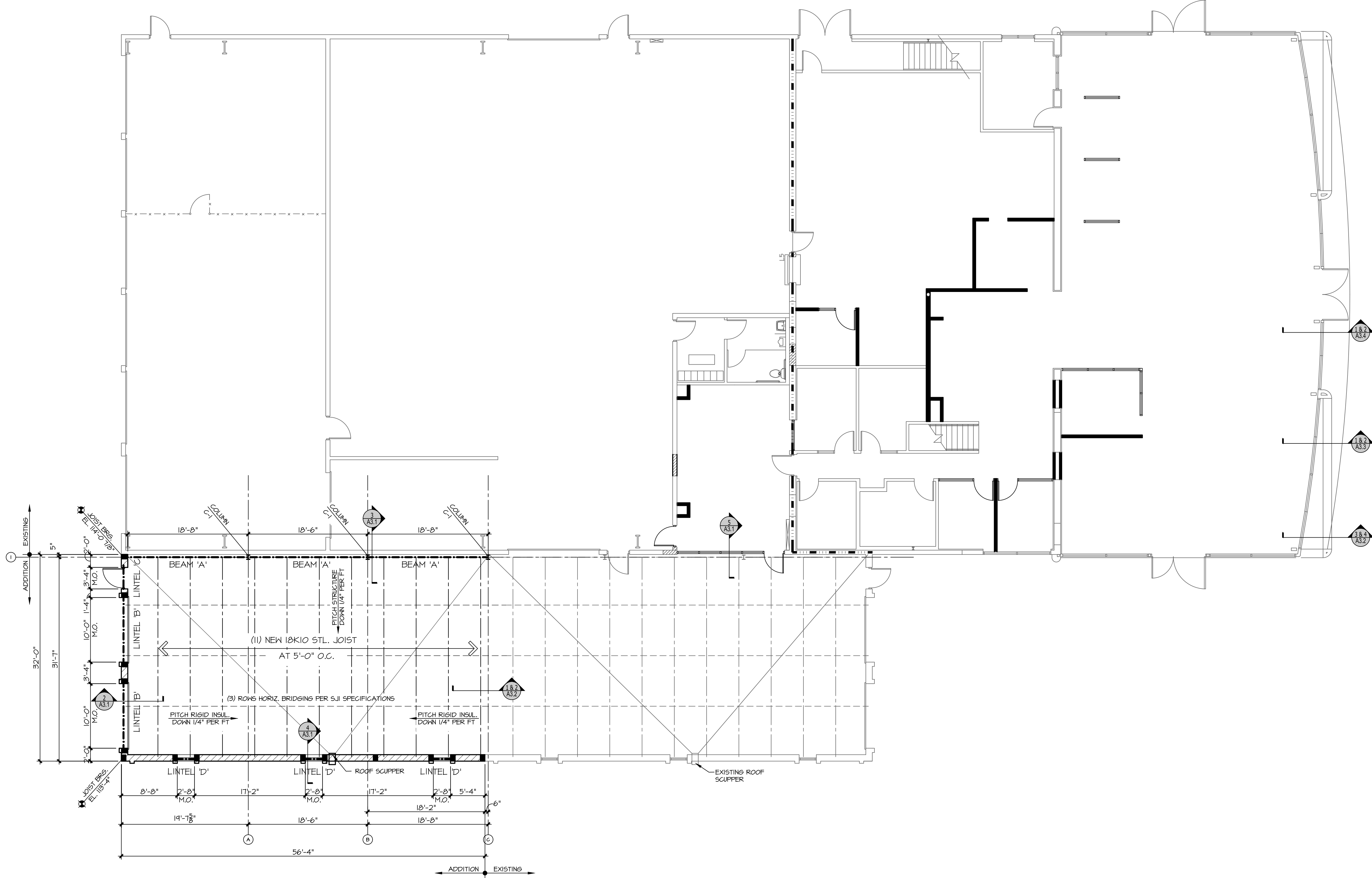
Drawn By: **LCC**

Sheet No.


S1.1

COLUMN / PLATE SCHEDULE											
MARK	COLUMN			PLATE (P) SIZE			ANCHOR BOLTS				REMARKS
	STEEL COLUMN SIZE	HEIGHT	WIDTH	LENGTH	THICKNESS	STEEL GRADE	QUANTITY	SIZE	LENGTH	STEEL GRADE	
C-1	H8X28	28.00 HLF	14"	14"	1/2"	A-36	4	3/4"	12"	A-490	-

BEAM SCHEDULE								
MARK	DESCRIPTION	# OF PLYS	SIZE PER PLY	BEARING	MATERIAL	MASONRY PLATE	MINIMUM BEARING	MATERIAL GRADE
BEAM 'A'	COLUMN LINE '1'	1	H18X26	STL. COL.	STEEL	-	-	50 KSI STEEL
LINTEL 'B'	LINTEL BEAM	1	H8X40	MASONRY	STEEL	II-1/4" X 5/16"	8"	50 KSI STEEL
LINTEL 'C'	LINTEL BEAM	1	H8X21	MASONRY	STEEL	II-1/4" X 5/16"	8"	50 KSI STEEL
LINTEL 'D'	LINTEL BEAM	1	H8X21	MASONRY	STEEL	II-1/4" X 5/16"	8"	50 KSI STEEL




1 ROOF FRAMING PLAN
1/8" = 1'-0"



TDI ASSOCIATES, INC.
ARCHITECTURE & PLANNING

25217 SOUTH WIND LAKE ROAD
WIND LAKE, WISCONSIN 53185
PHONE 262-409-2530



PROFESSIONAL
CONSULTANTS, INC.
300 COTTONWOOD AVE # 7
HARTLAND, WISCONSIN 53029
(262) 367-6080

RUSS DARROW
KIA OF WAUKESHA
2141 EAST MORELAND BLVD
WAUKESHA, WISCONSIN

TDI ASSOCIATES, INC
All Rights Reserved
OWNERSHIP OF DOCUMENTS
This document, and the ideas and design incorporated herein, as an instrument of professional service, is the sole property of TDI Associates, Inc., and is not to be used in whole or in part for any other project or purpose without the expressed written authorization of TDI Associates, Inc.

Sheet Title
ROOF FRAMING
PLAN

Issued For: _____ Date: _____

Date: 07-17-2024

Job NO.: 24103.000

Drawn By: LCC

Sheet No.

S2.1