



**NELSON**  
**LANDSCAPE INC.**

Post Office Box 823  
Waukesha, WI 53187-0823

262-549-6111

262-549-9229

www.nelsonlandscape.com

Sheet Title:

LANDSCAPE PLAN

Project:

DENTAL ASSOCIATES  
WAUKESHA, WI

Client:



N16 W23217 Stone Ridge Drive,  
Suite 120  
Waukesha, WI 53188  
Phone: (262) 506-1000  
Fax: (262) 506-1001

Plan Notes:

Designed By: C. J. N.

Drawn By: C. J. N.

Date: 5-22-15

Revisions: 5-26-15, 7-15-15

Notice:

Copyright © 2015.  
Nelson Landscape Incorporated

This landscape design plan is the sole property of Nelson Landscape Incorporated and may not be reproduced, altered, or copied in any manner or form without the permission of Nelson Landscape Incorporated. This plan may not be used for bidding purposes without prior consent by Nelson Landscape Incorporated.

This plan is subject to final on-site conditions and may be modified to account for unforeseen obstacles, other changes, or site modifications that were not made known at the time of preparation dated on this plan.



**PLANTING NOTES:**

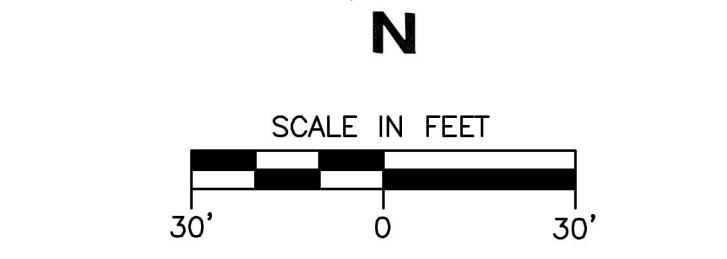
- CONTRACTOR SHALL VERIFY LOCATION OF ALL ON-SITE UTILITIES PRIOR TO COMMENCING ANY WORK ON-SITE. WISCONSIN STATUTE 18.20175 REQUIRES THREE WORK DAYS NOTICE BEFORE YOU EXCAVATE. CALL DIGGER'S HOTLINE AT 1-800-242-8511.
- SUPPLY AND INSTALL ALL WISCONSIN GROWN NURSERY STOCK. GUARANTEE ALL STOCK FOR A PERIOD OF ONE YEAR. ALL PLANTING MATERIAL IS TO MEET AMERICAN STANDARDS FOR NURSERY STOCK ANSI Z60.1-2004. ALL PLANT MATERIAL IS TO BE PLANTED IMMEDIATELY AFTER ARRIVAL AND UNLOADING ON SITE. PLANT TYPES, SIZES, AND QUANTITIES ARE ACCORDING TO THE PROPOSED PLANS. IF ANY DISCREPANCIES ARE PRESENT BETWEEN PLANT LEGEND AND GRAPHIC DEPICTION, GRAPHICALLY DEPICTED QUANTITIES SHALL HOLD PRECEDENCE.
- ACTUAL LOCATIONS OF PLANT MATERIAL ARE SUBJECT TO FINAL SITE LAYOUT AND CONDITIONS AND MAY BE ADJUSTED ACCORDINGLY.
- GUY AND STAKE ALL LARGE TREES AND EVERGREENS.
- ALL PLANTS ARE TO BE BACKFILLED WITH A 50/50 MIX OF PLANT STARTER AND TOPSOIL BLEND AND IS TO BE FREE OF ROOTS, ROCKS LARGER THAN 1" IN DIAMETER, SUBSOIL DEBRIS, AND WEEDS.
- OPEN AND REMOVE THE TOP BURLAP AND TWINE OR STRING FROM ALL BALLED AND BURLAPPED PLANTS AND SET ALL PLANTS AT FINISHED GRADE.
- SUPPLY AND INSTALL 3-4" OF SHREDDED HARDWOOD BARK MULCH IN ALL PLANTING BEDS, AND 1-1 1/2" IN ALL PERENNIAL BEDS. TREAT ALL AREAS WITH A PRE-EMERGENT HERBICIDE (GRANULAR FORM) TREFLAN OR APPROVED EQUAL FOLLOWING ALL MANUFACTURER'S WRITTEN INSTALLATION INSTRUCTIONS PRIOR TO PLACING MULCH.
- SUPPLY AND INSTALL 3-4" OF SHREDDED HARDWOOD MULCH 1' PAST THE DRIP LINE OF ALL INDIVIDUAL TREES. DO NOT PLACE MULCH AGAINST TRUNK OF TREE.
- SUPPLY AND INSTALL BLACK VINYL EDGING 'ACE OF DIAMOND' MANUFACTURED BY VALLEYVIEW INDUSTRIES OR APPROVED EQUAL IN ALL PLANTING BEDS THAT ADJOIN TURF AREAS ACCORDING TO THE MANUFACTURER'S WRITTEN INSTALLATION INSTRUCTIONS.
- ALL TURF AREAS ARE TO BE FINE-GRADED. ALL TURF AREAS ARE TO BE SEEDED, AREAS ARE TO BE SOWN AT THE MANUFACTURER'S RECOMMENDED RATES AND COVERED WITH A CLEAN OAT STRAW. TURF AREAS ARE TO BE SOWN WITH NELSON LANDSCAPE'S CUSTOM BLENDED SEED FOR LAWNS AND IS TO BE APPLIED AT THE RECOMMENDED RATE, A STARTER FERTILIZER APPLIED, AND COVERED WITH A CLEAN OAT STRAW. ANY AREAS WHERE POTENTIAL EROSION EXISTS DUE TO WIND OR WATER OR OTHER MEANS INCLUDING ALL SLOPES OF 3:1 OR GREATER SHALL BE COVERED WITH STRAW EROSION CONTROL BLANKETS 'D5-75' MANUFACTURED BY NORTH AMERICAN GREEN, INSTALLED TO MANUFACTURER'S WRITTEN INSTALLATION INSTRUCTIONS.

Qty	Botanical Name	Common Name	Size/Condition
<b>Trees</b>			
3	Acer ginnala	AMUR MAPLE	2-2 1/2" b. b.
3	Cornus caroliniana var. virginiana	AMERICAN HORNBEEAM	2-2 1/2" b. b.
1	Cornus mos	CORNELIAN CHERRY	4-5" b. b.
3	Gymnocladia dioica	KENTUCKY COFFEE TREE	2 1/2-3" b. b.
9	Juniperus x pfitzeriana 'Hetzel'	HETZEL BLUE JUNIPER	5-6" b. b.
5	Malus x 'Red Jewel'	RED JEWEL FLOWERING CRAB	2-2 1/2" b. b.
5	Malus x 'Adronodack'	ADRONODACK FLOWERING CRAB	2-2 1/2" b. b.
4	Prunus x cerasifera 'Crispata'	CRIMSON PONTE PLUM	2-2 1/2" b. b.
7	Pyrus calleryana 'Cleveland Select'	CLEVELAND SELECT CALLERY PEAR	2 1/2-3" b. b.
1	Picea glauca var. densata	BLACK HILLS SPRUCE	7-8" b. b.
4	Picea pungens	COLORADO GREEN SPRUCE	7-8" b. b.
5	Picea pungens f. glauca	COLORADO BLUE SPRUCE	7-8" b. b.
9	Syringa reticulata 'Ivory Silk'	IVORY SILK JAPANESE TREE LLAC	10-12" b. b.
5	Thuja occidentalis 'Pyramidalis'	PYRAMIDALIS ARBORVITAE	5-6" b. b.
<b>Shrubs</b>			
14	Aronia melanocarpa 'Morton'	ROQUOIS BEAUTY BLACK BERRIED ARONIA	18-24"/cont.
23	Buxus 'Green Velvet'	GREEN VELVET BOXWOOD	18-24" b. b.
7	Cornus alba 'Buds Yellow'	BUDS YELLOW DOGWOOD	3-4" b. b.
8	Chamaecyparis pisifera 'Golden Mops'	GOLDEN MOPS JAPANESE FALSE CYPRESS	18-24"/cont.
53	Cornus stolonifera 'Kelsey'	KELSEYS DOGWOOD	18-24"/cont.
8	Diervilla lonicera	BUSH HONEYSUCKLE	18-24"/cont.
7	Diervilla sessilifolia 'Cool Splash'	COOL SPLASH BUSH HONEYSUCKLE	18-24"/cont.
3	Hydrangea arborescens 'Annabelle'	ANNABELLE HYDRANGEA	18-24"/cont.
4	Hydrangea paniculata 'Lone'	LITTLE LIME HYDRANGEA	18-24"/cont.
1	Juniperus x pfitzeriana 'Monsieur P.P. #17,622'	SEA OF GOLD(R) JUNIPER	18-24"/cont.
8	Juniperus virginiana 'Grey Owl'	GREY OWL BURK EASTERN RED CEDAR	18-24"/cont.
1	Pinus mugo 'Compacta'	COMPACTA MUGO PINE	18-24"/cont.
7	Physocarpus opulifolius 'Mondo'	DIABOLO NINEBARK	3-4" b. b.
42	Rhus aromatica 'Gro-low'	GRO-LOW FRAGRANT SUMAC	18-24"/cont.
20	Rosa rugosa	JAPANESE ROSE	18"/cont.
5	Rhus typhina 'Baltiger' P.P.# 1885	TIGER EYES(R) SUMAC	24-30"/b. b.
5	Syringa patula 'Miss Kim'	MISS KIM MANCHURIAN LLAC	24-30"/b. b.
22	Thuja occidentalis 'Little Giant'	LITTLE GIANT ARBORVITAE	18-24"/cont.
3	Viburnum carlesii 'Compactum'	COMPACTUM FRAGRANT VIBURNUM	24-30"/b. b.
10	Viburnum dentatum 'Christiani'	BLUE MUFFIN SOUTHERN ARROWWOOD VIBURNUM	24-30"/b. b.
<b>Ornamental Grasses</b>			
49	Calamagrostis x acutiflora 'Karl Foerster'	KARL FOERSTER FEATHER REED GRASS	#1 cont.
47	Calamagrostis x acutiflora 'Overdam'	OVERDAM FEATHER REED GRASS	
9	Miscanthus sinensis 'Malepartus'	MALEPARTUS MAIDEN GRASS	
24	Miscanthus sinensis 'Strictus'	STRICTUS MAIDEN GRASS	
9	Panicum virgatum 'Prairie Sky'	PRAIRIE SKY SWITCH GRASS	
12	Panicum virgatum 'Shenandoah'	SHENANDOAH RED SWITCH GRASS	
24	Schizachyrium scoparium 'The Blues'	THE BLUES PRAIRIE GRASS	
<b>Perennials and Annuals</b>			
23	Achillea millefolium 'Summer Berries'	SUMMER BERRIES YARROW	
15	Asclepias tuberosa	INDIAN PAINTBRUSH	
7	Baptisia australis	BLUE WILD INDIGO	
7	Hemerocallis 'Hyperion'	HYPERION DAYLILY	
46	Hemerocallis 'Prairie Blue Eyes'	PRAIRIE BLUE EYES DAYLILY	
20	Heuchera micrantha 'Palace Purple'	PALACE PURPLE CORAL BELLS	
33	Iris germanica	TALL BEARDED IRIS	
15	Juniperus sabina 'Mondo'	CALGARY CARPET JUNIPER	
16	Ligularia dentata 'Desdemona'	DESDEMONA BIGLEAF LIGULARIA	
21	Nepeta x faassenii 'Walkers Low'	WALKERS LOW CATMINT	
24	Penstemon digitalis 'Husker Red'	HUSKER RED PENSTEMON	
21	Sedum 'Autumn Joy'	AUTUMN JOY SEDUM	

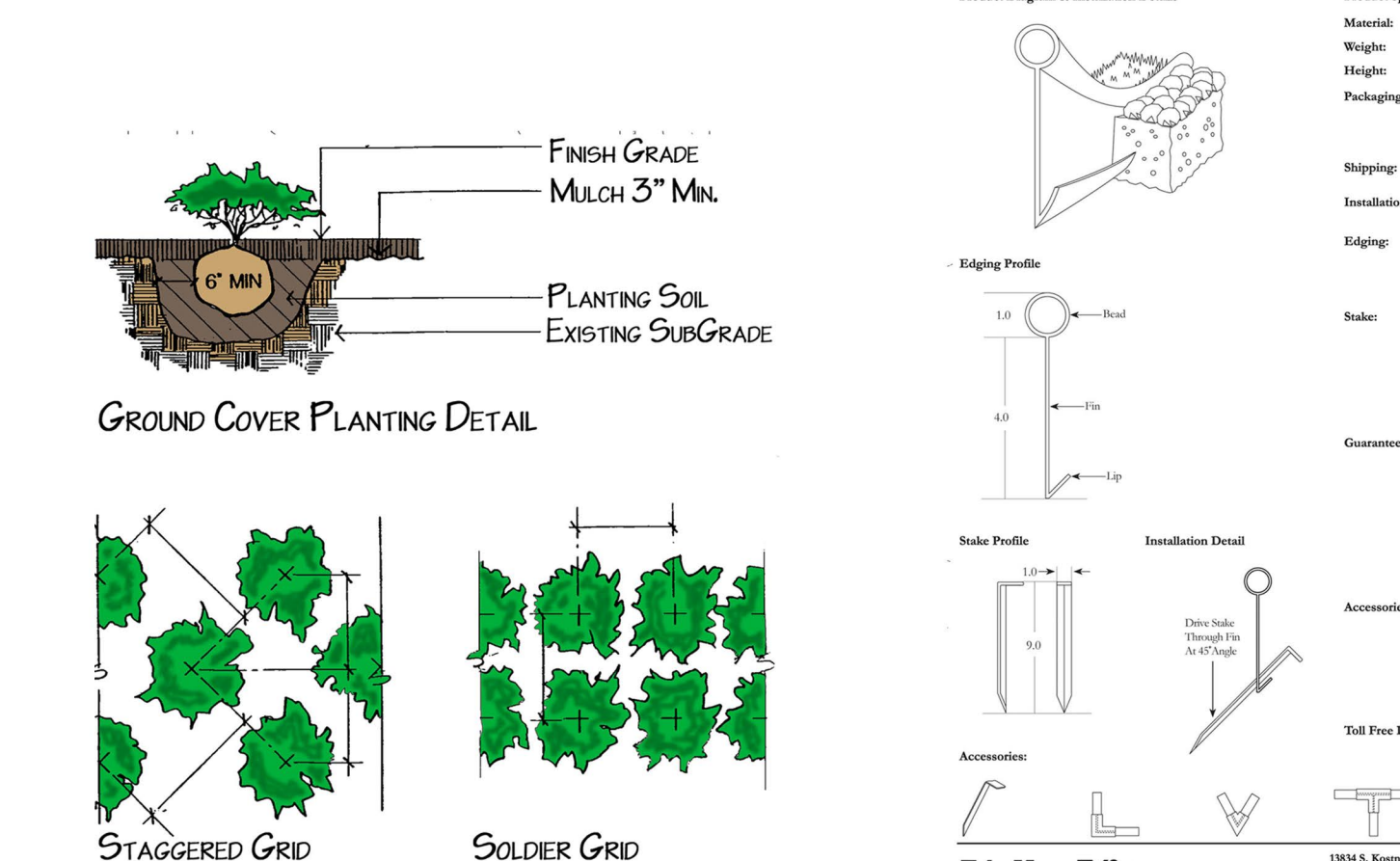
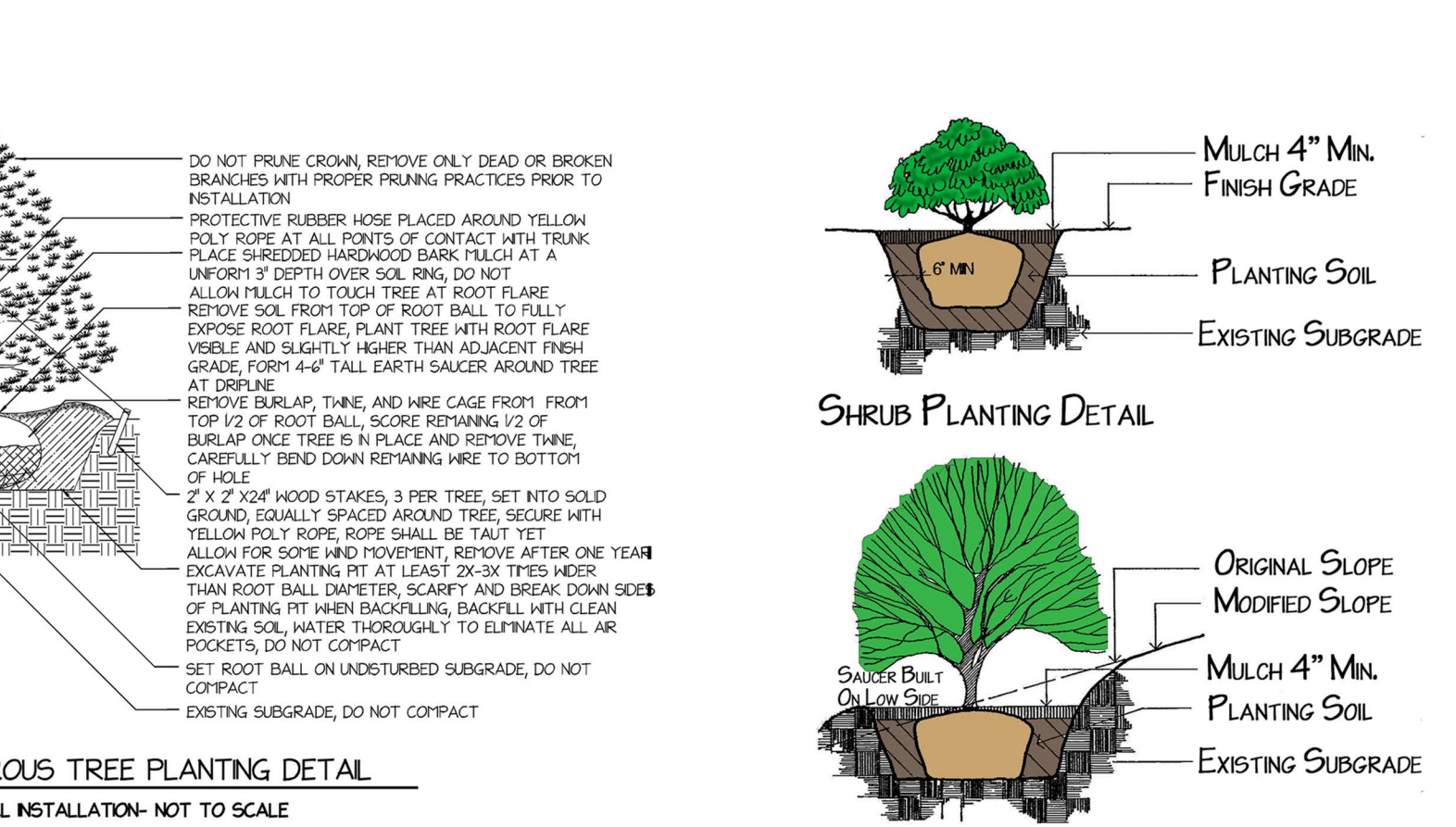
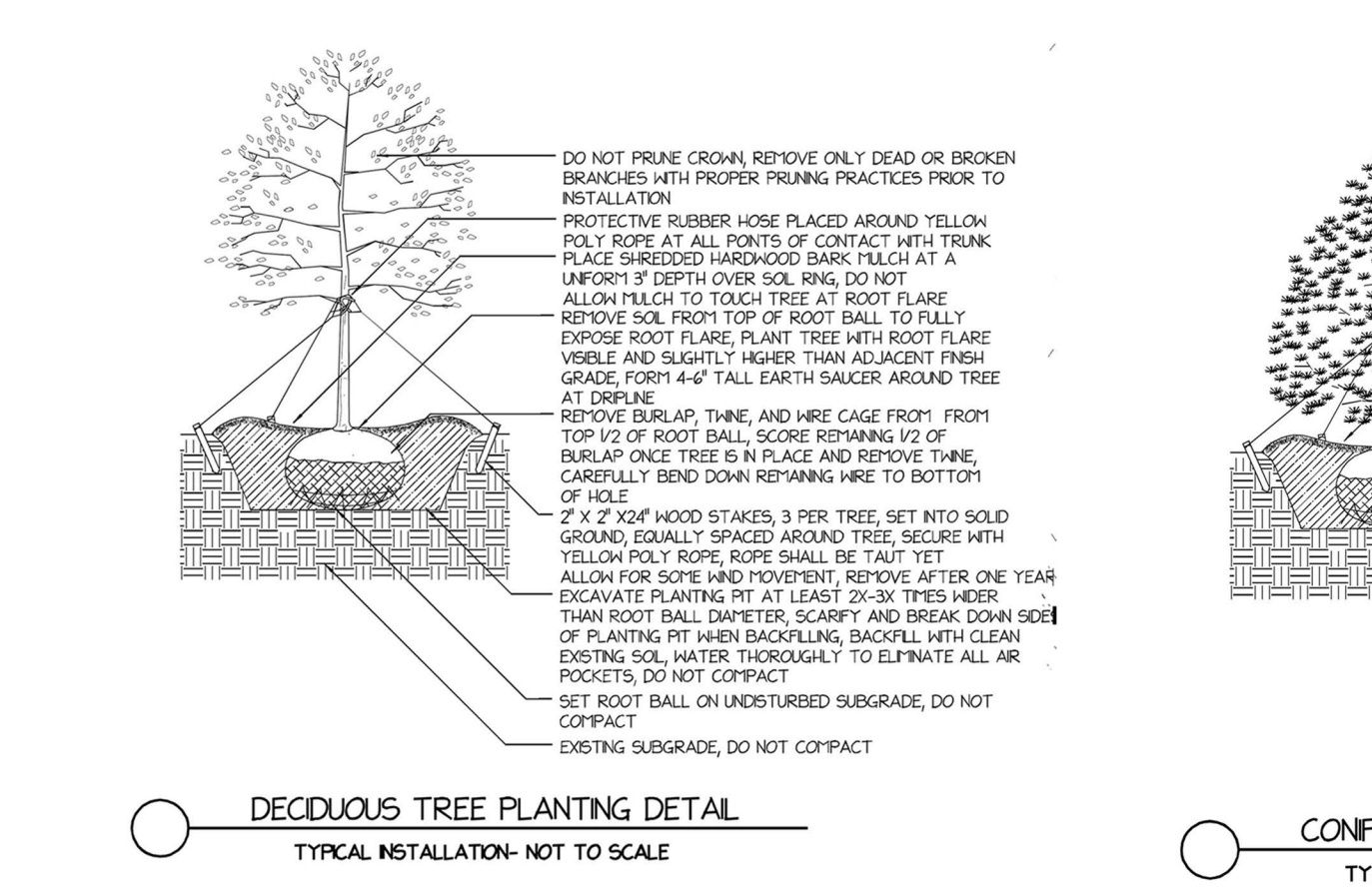
**BIO-RETENTION AREA(S) PLANTING:**

- ALL PLANT PLUGS SHALL BE IN HEALTHY, VIGOROUS GROWING CONDITION AND SHALL HAVE WELL DEVELOPED ROOT SYSTEMS AND BE NURSERY GROWN BY A GROWER SPECIALIZING IN THE GROWING OF NATIVE PLANTS.
- ALL BIO-SWALES SHALL BE COVERED WITH STRAW EROSION CONTROL BLANKETS 'D5-75' OR EQUAL MANUFACTURED BY NORTH AMERICAN GREEN TO PREVENT WIND AND WATER EROSION DURING NATIVE PLANT ESTABLISHMENT.
- PLANT PLUGS SHALL BE INSTALLED WITH CARE INTO EXISTING STRAW EROSION CONTROL BLANKETS, AVOIDING ANY UNNECESSARY COMPACTION OF ENGINEERED SOIL AND INFILTRATION SYSTEMS.
- A LAYER OF SHREDDED HARDWOOD BARK MULCH SHALL BE PLACED TO HELP PREVENT WEED GROWTH TO A DEPTH OF 1".
- PLANT PLUGS TO ENSURE THE GROWTH OF THE PLANT IS LEVEL WITH THE EXISTING FINAL GRADE, DO NOT DURY OR FLEE MULCH AGAINST THE NEW PLANTS.
- WATER ALL PLANTS IMMEDIATELY AFTER PLANTING AND CONTINUE TO WATER THROUGHOUT THE FIRST GROWING SEASON AS NEEDED TO ENSURE PLANTS RECEIVE 1 1/2" OF WATER PER WEEK DURING ESTABLISHMENT.
- MAINTAIN ALL BIO-SWALES THROUGHOUT THE FIRST GROWING SEASON AS NECESSARY WHICH MAY INCLUDE PERIODIC WEEDING BY HAND UNTIL PLANTS BECOME ESTABLISHED.

Species	Plant Schedule	Depth	Plant
Andropogon gerardii	Big Bluestem	4" Deep	Plug
Carex ostenia	Longleaf Sedge	4" Deep	Plug
Carex pennsylvanica	Prairie Sedge	4" Deep	Plug
Carex spicata	Leaf Flowered Sedge	4" Deep	Plug
Carex vancouverensis	Worms Foot Sedge	4" Deep	Plug
Elymus canadensis	Canada Wild Rye	4" Deep	Plug
Panicum virgatum	Switchgrass	4" Deep	Plug
Sorghastrum nutans	Indiangrass	4" Deep	Plug
<b>Perennial</b>			
Asclepias tuberosa	Butterfly Weed	4" Deep	Plug
Asperula cynosuroides	New England Aster	4" Deep	Plug
Baptisia australis	Palma Indigo	4" Deep	Plug
Echinacea purpurea	Pale Purple Coneflower	4" Deep	Plug
Heuchera	Blue Flax Lily	4" Deep	Plug
Hosta plantaginea	Prairie Hosta	4" Deep	Plug
Rudbeckia hirta	Black-eyed Susan	4" Deep	Plug
Tricallis occidentalis	Prairie Spachwerk	4" Deep	Plug



WISCONSIN STATUTE 18.20175 REQUIRES THREE WORK DAYS NOTICE BEFORE YOU EXCAVATE. CALL DIGGER'S HOTLINE 1-800-242-8511



Landscape Designers & Contractors Celebrating Over Fifty Years of Outstanding Results

• Residential • Commercial • Design/Build