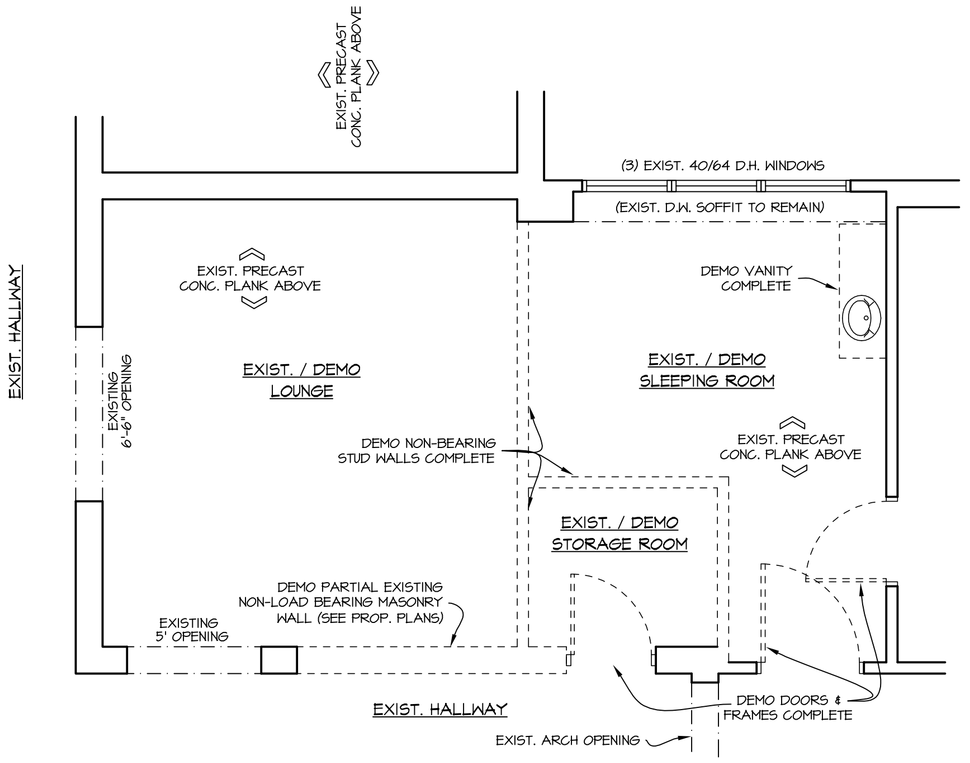

EXIST. / DEMO T.V. ROOM & SLEEPING ROOM
1/4" = 1'-0"

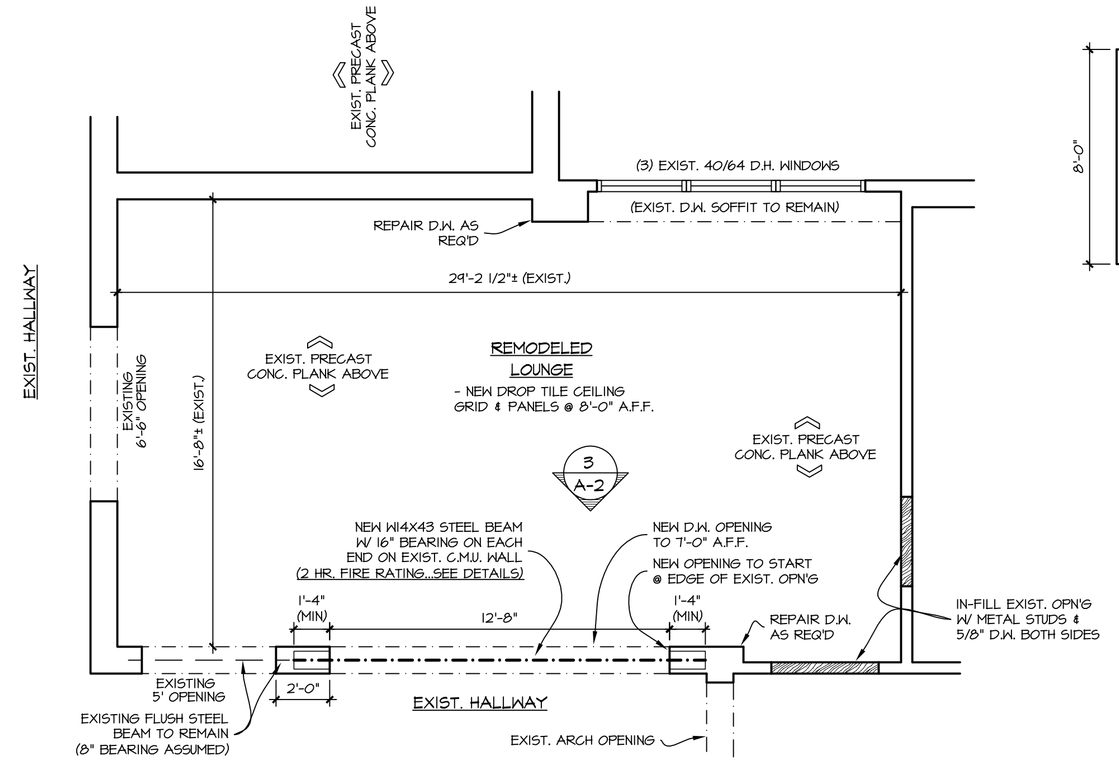

PROPOSED T.V. ROOM
1/4" = 1'-0"

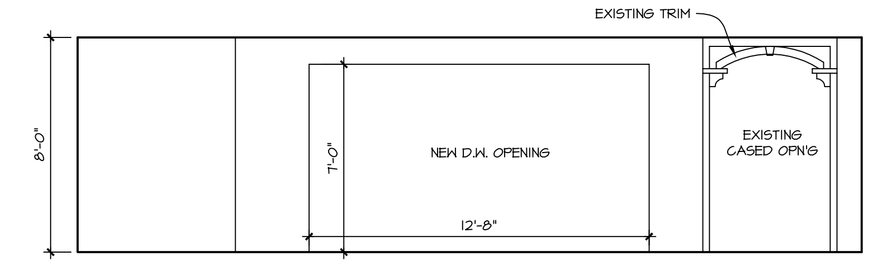

3 INTERIOR WALL ELEVATION
1/4" = 1'-0"

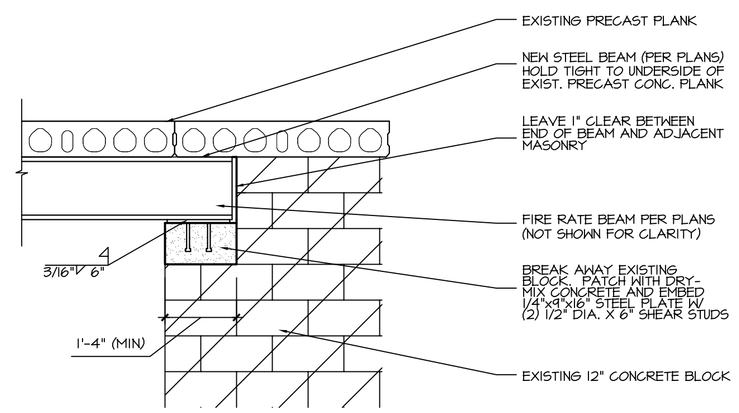

1 NEW LINTEL BEARING AT EXISTING WALL
1/2" = 1'-0"

Georgia-Pacific | Gypsum Products

Fire and Sound Assembly - Beam

Two layers of 5/8" (15.9 mm) ToughRock® Fireguard X™ Products or 5/8" (15.9 mm) DensArmor Plus® Fireguard® gypsum board around minimum W8 x 24 (metric W200 x 36) beam. Base Layer: Attached with 1-1/4" (32 mm) Type S drywall screws 16" (406 mm) o.c. Face Layer: Attached with 1-3/4" (45 mm) Type S drywall screws 8" (203 mm) o.c to horizontally installed U-shaped steel channels (25-gauge steel (18 mils) 11-1/16" (281 mm) wide with 1" (25 mm) legs) located not less than 1/2" (12.7 mm) from beam flanges. Upper channels secured to steel deck units with 1/2" (12.7 mm) Type S pan-head screws spaced 12" (305 mm) o.c. U-shaped brackets formed of steel channels spaced 24" (610 mm) o.c. suspended from the upper channels with 1/2" (12.7 mm) Type S pan-head screws and supported steel channels installed at lower corners of brackets. Outside corners of gypsum board protected by 0.020" (.5 mm) thick steel corner beads crimped or nailed. (Two-hour restrained or unrestrained beam.)

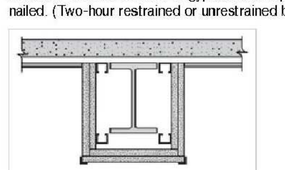

Hourly Rating: **2-hour**

STC Rating:

Fire Test Reference: **UL N502, GA BM 2130**

Sound Test Reference:

Approved for Assembly: **ToughRock® Fireguard C® Products**
ToughRock® Fireguard X™ Products
ToughRock® Fireguard X™ Mold-Guard™ Products
DensArmor Plus® Fireguard® Products
DensGlass® Fireguard® Sheathing
DensShield® Fireguard® Tile Backer
DensArmor Plus® Fireguard C® Products

1. DensArmor Plus Fireguard: For certain proprietary ULC assemblies identified above, DensArmor Plus® Fireguard C® (Type DAPC) interior panels have not been approved by ULC for listing in such assemblies as of the date of this publication in lieu of DensArmor Plus® Fireguard® High-Performance (Type DAP) interior panels. Please check with ULC for current information.
2. Proprietary GA-600 Designs: Assemblies listed as proprietary in the GA-600 Fire Resistance Design Manual only list one product per manufacturer and may not include all products referenced in the illustrations above. Please consult the specified UL, cUL, ULC or other fire listing or test for a complete list of approved products.

Created and Printed – 5/14/2014 – on gpgypsum.com

© 2012. Georgia-Pacific Gypsum LLC. All rights reserved.
Unless otherwise noted, all trademarks, including the Georgia-Pacific logo, are owned by or licensed to Georgia-Pacific Gypsum LLC.

2 2 HOUR STEEL BEAM ASSEMBLY DETAIL
1/2" = 1'-0"

CONTRACTOR TO FIELD VERIFY ALL DIMENSIONS AND THE EXACT LOCATION OF EXISTING PLUMBING, MECHANICAL, AND STRUCTURAL COMPONENTS AND ADJUST THE PLANS AS NECESSARY TO ACCOMMODATE.

WALL KEY:
= EXIST. WALL TO REMAIN
= EXIST. WALL TO BE REMOVED
= NEW STUD WALL

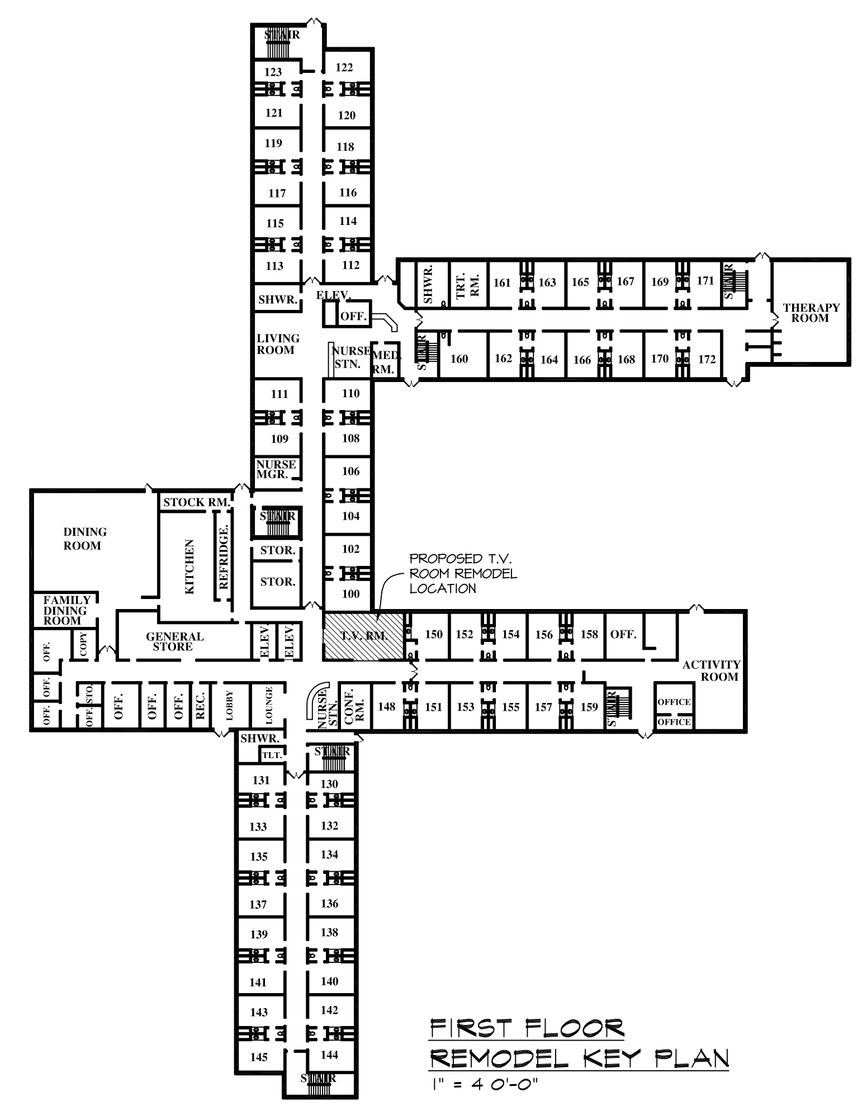

FIRST FLOOR REMODEL KEY PLAN
1" = 40'-0"

PATERA LLC
Excellence in Architecture
2601 S. Sunny Slope Rd. • New Berlin, WI 53151
Phone: 262-786-6776 Fax: 262-786-7036

REVISIONS:
-
-
-
-
-
-

WAUKESHA SPRINGS

1810 KENSINGTON DR.
WAUKESHA, WI

SHEET TITLE:
EXISTING & PROPOSED T.V. ROOM PLANS & DETAILS

A-2

DATE: MARCH 5, 2014

PROJECT NUMBER: 14-156

COPYRIGHT: PATERA LLC...IT IS UNLAWFUL FOR ANYONE TO USE OR REPRODUCE BY ANY MEANS ALL OR ANY PORTION OF THESE CONSTRUCTION DOCUMENTS WITHOUT THE EXPRESSED WRITTEN PERMISSION OF PATERA LLC.