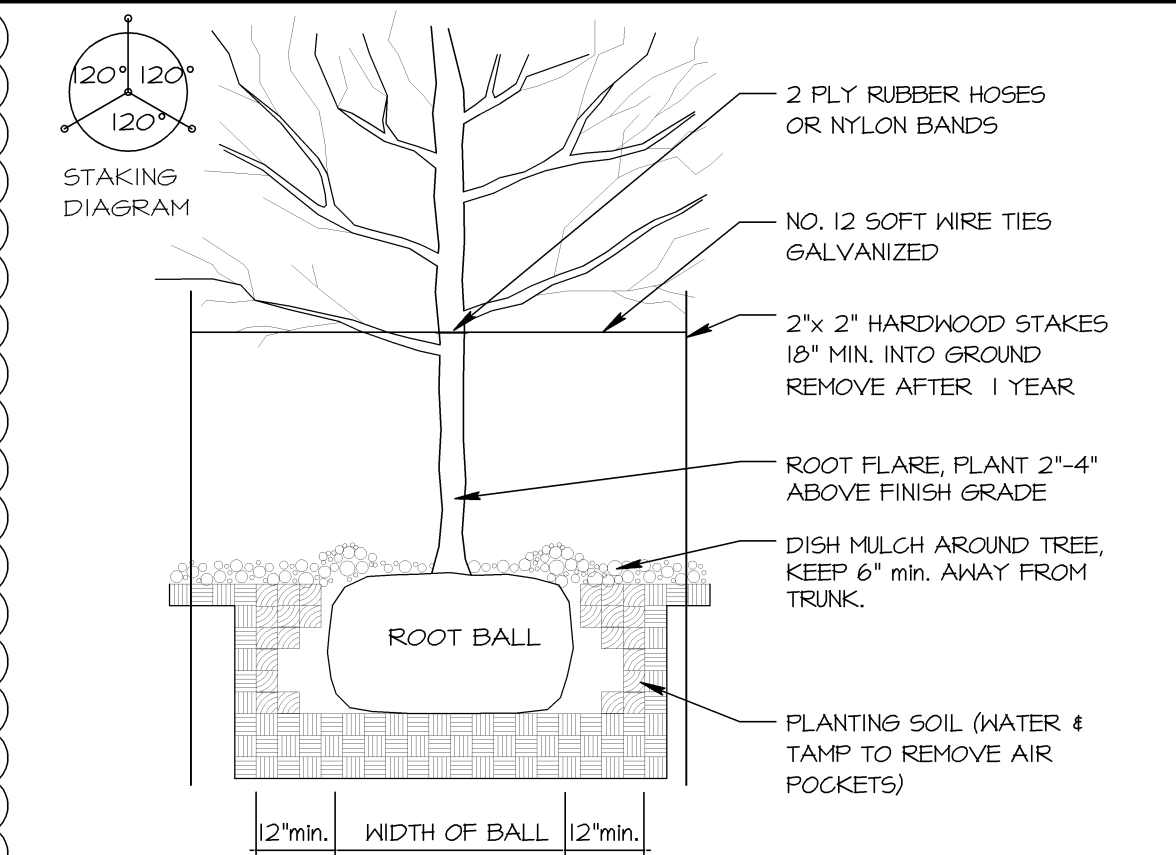
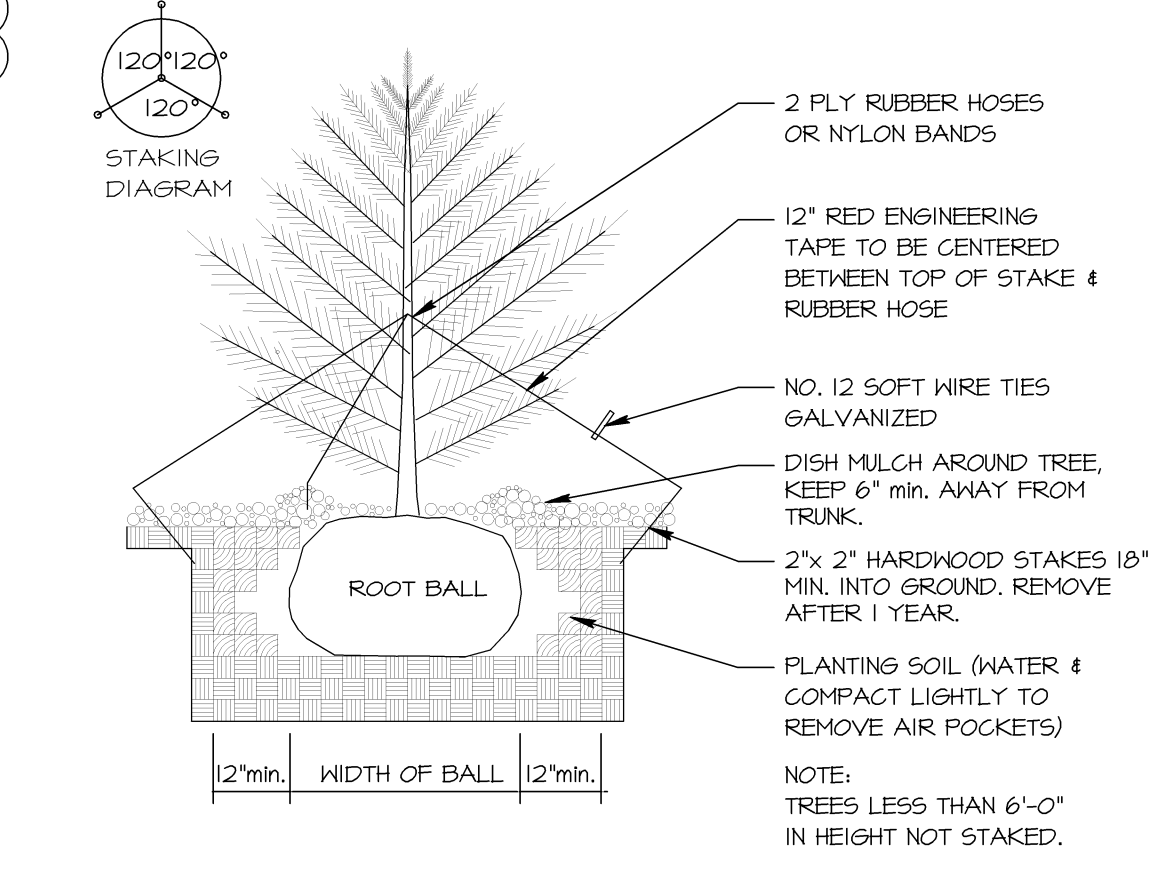


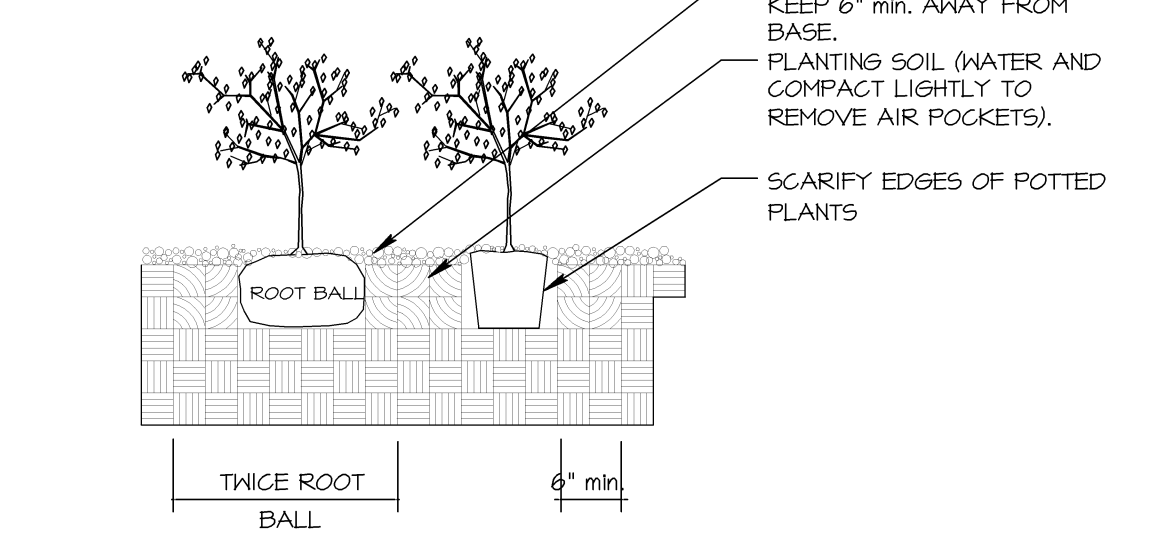
PLANT SCHEDULE (CONTRACTOR RESPONSIBLE FOR VERIFYING PLANT QUANTITIES)							
QUANTITY	SYMBOL	BOTANICAL NAME	COMMON NAME	MATURE SIZE	PLANTING SIZE	TYPE	
4	GT	Gleditsia triacanthos 'Impicola'	Imperial Honeylocust	35'-40'	B / B	2 1/2"	Shade Tree
2	TA	Tilia americana 'Redmond'	Redmond Linden	35'-40'	B / B	2 1/2"	Shade Tree
3	AS	Amelanchier x grandiflora 'Princess Diana'	Princess Diana Serviceberry	15'-20'	B / B	2"	Ornamental Tree
3	SR	Syringa reticulata 'Ivory Silk'	Ivory Silk Tree Lilac	15'-20'	B / B	1.5H	Ornamental Tree
1	PN	Pinus nigra 'Compacta'	Compact Austrian Pine	15' x 8'	B / B	4'	Evergreen Tree
6	TO	Thuja occidentalis 'Holmstrup'	Holmstrup Arborvitae	10' x 5'	B / B	5'	Evergreen Tree
5	AM	Aronia melanocarpa 'Viking'	Viking Black Chokeberry	3'-5'	POT	24"	Deciduous Shrub
5	BT	Berberis thunbergii 'Orange Rocket'	Orange Rocket Barberry	3'-5'	POT	18"	Deciduous Shrub
8	HA	Hydrangea arborescens 'Annabelle'	Annabelle Hydrangea	3'-5'	POT	18"	Deciduous Shrub
4	RA	Ribes alpinum	Alpine Currant	3'-4'	POT	18"	Deciduous Shrub
16	RR	Rosa rugosa 'Dwarf Pavement'	Dwarf Pavement	2'-3'	POT	2 gal	Deciduous Shrub
54	SG	Spiraea x 'Goldflame'	Goldflame Spirea	3'-4'	POT	2 gal	Deciduous Shrub
4	JH	Juniperus horizontalis 'Blue Chip'	Blue Chip Juniper	1' x 4'	POT	2 gal	Evergreen Shrub
35	J5	Juniperus horizontalis 'Broadmoor'	Broadmoor Juniper	2' x 4'	POT	5 gal	Evergreen Shrub
31	TM	Taxus x media 'Rynjan'	Rynjan Yew	3' x 5'	POT	18"	Evergreen Shrub
34	CA	Calamagrostis acutiflora 'Karl Foerster'	Karl Foerster Grass	42"-48"	POT	1 gal	Ornamental Grass
46	HS	Hemerocallis x 'Stella D'oro'	Stella D'oro Daylily	18"-24"	POT	4 1/2"	Perennial



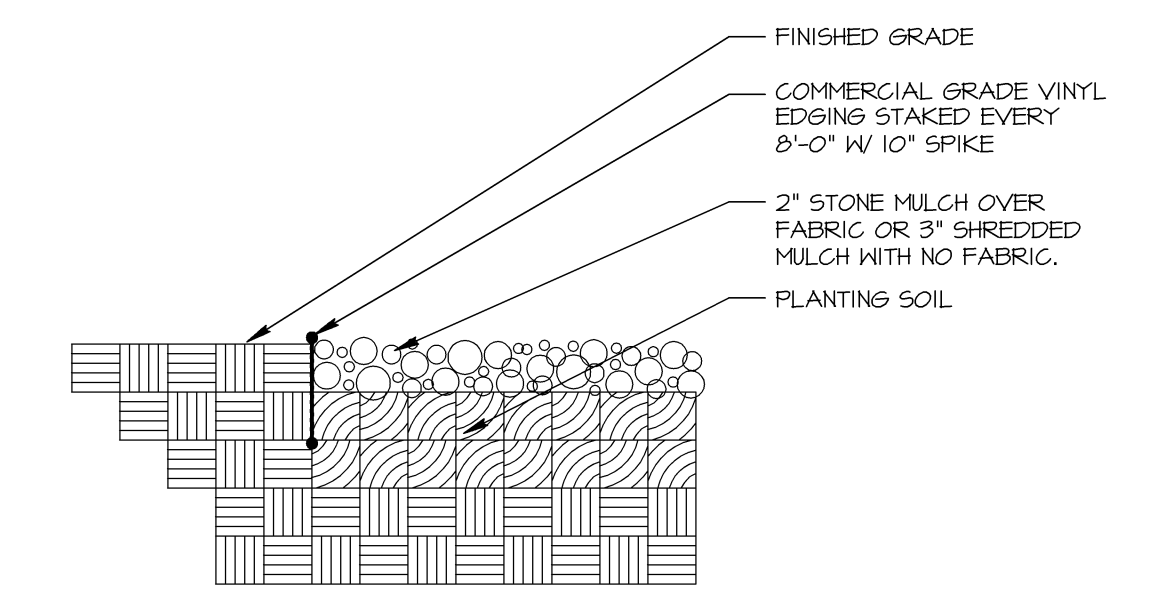
1) DECIDUOUS TREE
N.T.S.



2) CONIFEROUS TREE
N.T.S.



3) SHRUB PLANTING
N.T.S.



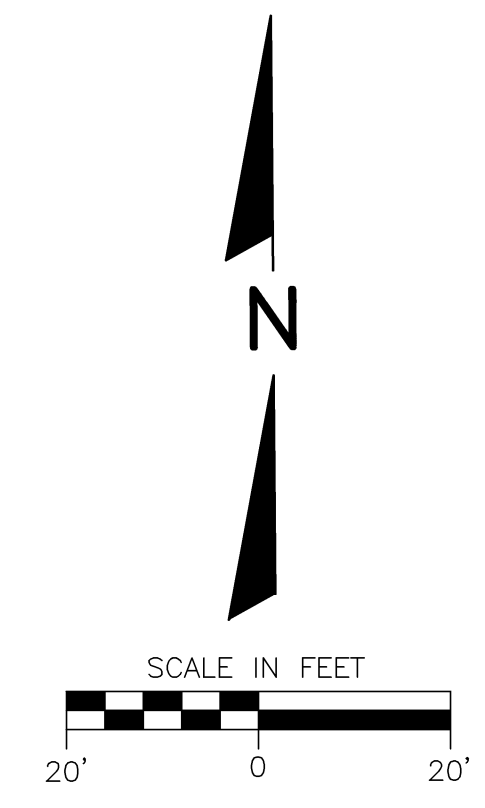
4) PLANTING EDGE
N.T.S.

GENERAL NOTES:

- 1.) ALL FINISHED GRADES TO BE 1" BELOW TOP OF CURBS OR PAVEMENT.
- 2.) BACKFILL AND GRADE ALL PLANTING AREAS WITH MIN. 12" BLENDED TOPSOIL.
- 3.) ALL LAWN AREAS TO BE SEED UNLESS OTHERWISE NOTED.
- 4.) ALL PLANT MATERIAL SHALL CONFORM TO AMERICAN STANDARD FOR NURSERY STOCK.
- 5.) ALL TREES NOT IN A PLANTING BED SHALL BE MULCHED WITH A MINIMUM 1' RADIUS FOR EACH 1 INCH CALIPER. USE SHREDDED HARDWOOD MULCH AT 2" DEPTH.
- 6.) PROVIDE MIN. 2 YEAR WARRANTY ON ALL PLANT MATERIAL.
- 7.) ALL PLANTING BEDS TO BE EDGED WITH COMMERCIAL GRADE PLASTIC EDGING.
- 8.) ALL PLANTING BEDS TO BE MULCHED AT 2" DEPTH WITH HARDWOOD MULCH

SEED MIX #1 (Lawn)
 35% KENTUCKY BLUEGRASS
 20% CREEPING RED FESCUE
 20% IMPROVED HARD FESCUE
 25% IMPROVED FINE PERENNIAL RYEGRASS

APPLICATION RATE: 2lbs/1000 Sq. Ft. *
 APPLY STRAW MULCH IMMEDIATELY AFTER SEEDING
 TURF STARTER FERTILIZER: 20-10-10
 APPLICATION RATE: 5lbs/1000 Sq. Ft.



REVISIONS: NOTE DATE REV #1 08-02-17		TDI ASSOCIATES, INC All Rights Reserved N8 W2290 JOHNSON DRIVE, SUITE B4 WAUKESHA, WISCONSIN 53186 PHONE 262-409-2530 FAX 262-409-2531	 TDI ASSOCIATES, INC. ARCHITECTURE, ENGINEERING, PLANNING	<small>OWNERSHIP OF DOCUMENTS</small> This document and the ideas and design incorporated herein, as an instrument of professional service, is the sole property of TDI Associates, Inc., and it will be used in whole or in part for any other project or purpose without the expressed written authorization of TDI Associates, Inc.
CITY OF WAUKESHA, WI PIZZA RANCH #8610 - FLEETWOOD DRIVE SITE LANDSCAPE PLAN				
SCALE: 1"= 20'-0"	JOB NO: 15-383.000	DATE: 07-19-17		
DESIGNED BY: ROB	DRAWN BY: ROB	CHECKED BY:		
APPROVED BY:	ENGINEER	DATE	SHEET L-1.0	

