


# FIVE-YEAR COMMUNITY INVESTMENT PROGRAM



2018 - 2022

# Table of Contents

<a href="#">Mayor, City Council and Management Team</a>	<a href="#">1</a>
<a href="#">Community Investment Program Overview</a>	<a href="#">2</a>
<a href="#">Funding Sources</a>	<a href="#">3</a>
<a href="#">Funding Sources Summary</a>	<a href="#">4-5</a>
<a href="#">Major Capital Projects Summary</a>	<a href="#">6-7</a>
<a href="#">Major Capital Project – Governmental Funds</a>	<a href="#">8</a>
<b>Major Capital Projects by Department - Governmental</b>	
<a href="#">City Administrator</a>	<a href="#">9-10</a>
<a href="#">Public Works</a>	<a href="#">11-29</a>
<a href="#">Engineering</a>	<a href="#">30-35</a>
<a href="#">Fire</a>	<a href="#">36-44</a>
<a href="#">Police</a>	<a href="#">45-48</a>
<a href="#">Library</a>	<a href="#">49-53</a>
<a href="#">Parks, Recreation &amp; Forestry</a>	<a href="#">54-76</a>
<a href="#">Major Capital Projects – Enterprise Funds</a>	<a href="#">77</a>
<b>Major Capital Projects by Department - Enterprise</b>	
<a href="#">Clean Water Plant (WWTP)</a>	<a href="#">78-88</a>
<a href="#">Parking</a>	<a href="#">89-90</a>
<a href="#">Equipment Replacement Projects Summary</a>	<a href="#">91-92</a>
<a href="#">Equipment Replacement Projects – Governmental Funds</a>	<a href="#">93</a>
<b>Equipment Replacement by Department - Governmental</b>	
<a href="#">Information Technology</a>	<a href="#">94-119</a>
<a href="#">Police</a>	<a href="#">120-125</a>
<a href="#">Parks, Recreation &amp; Forestry</a>	<a href="#">126-127</a>
<a href="#">Library</a>	<a href="#">128-131</a>
<a href="#">Clerk / Treasurer</a>	<a href="#">132</a>
<a href="#">Fire</a>	<a href="#">133-151</a>
<a href="#">Equipment Replacement Projects – Enterprise Funds</a>	<a href="#">152</a>
<b>Equipment Replacement by Department - Enterprise</b>	
<a href="#">Clean Water Plant (WWTP)</a>	<a href="#">153-157</a>
<a href="#">Print Shop (Internal Service Fund)</a>	<a href="#">158-162</a>
<a href="#">Fleet Replacement Projects Summary</a>	<a href="#">163-165</a>
<a href="#">Fleet Replacement Projects – Governmental Fund</a>	<a href="#">166</a>
<b>Fleet Replacement by Department - Governmental</b>	
<a href="#">Police</a>	<a href="#">167-197</a>
<a href="#">Parks, Recreation &amp; Forestry</a>	<a href="#">198-233</a>
<a href="#">Community Development</a>	<a href="#">234-235</a>
<a href="#">Department of Public Works</a>	<a href="#">236-288</a>
<a href="#">Engineering</a>	<a href="#">289-290</a>
<a href="#">Fire</a>	<a href="#">291-302</a>
<a href="#">Fleet Replacement – Enterprise Funds</a>	<a href="#">303</a>
<b>Fleet Replacement by Department - Enterprise</b>	
<a href="#">Transit</a>	<a href="#">304-315</a>
<a href="#">Clean Water Plant (WWTP)</a>	<a href="#">316-330</a>
<a href="#">Cemetery</a>	<a href="#">331-333</a>
<a href="#">Parking (Police)</a>	<a href="#">334-335</a>

# **MAYOR**

Shawn N. Reilly

# **CITY COUNCIL**

District 1 - Terry Thieme  
District 2 - Eric Payne  
District 3 - Cassie Rodriguez  
District 4 - Joe Pieper  
District 5 - Peter Bartels  
District 6 - Adam Jankowski  
District 7 - Daniel Manion  
District 8 - Vance Skinner  
District 9 - Kathleen Cummings  
District 10 - Steve Johnson  
District 11 - Erik Helgestad  
District 12 and Council President - Aaron Perry  
District 13 - Andy Reiland  
District 14 - Bill Boyle  
District 15 - Cory Payne

# **CITY ADMINISTRATOR**

Kevin Lahner

# **DEPARTMENT HEADS**

Dr. Fred Abadi, Public Works  
Rich Abbott, Finance  
Jennifer Andrews, Community Development  
Nancy Faulk, Cemetery  
Ron Grall, Director of Parks and Recreation  
Steve Howard, Fire Chief  
Russell Jack, Police Chief  
Paul Klauck, Assessor  
John Klima, Interim Library  
Gina Kozlik, Clerk/Treasurer  
Chris Pofahl, Information Technology  
Brian Running, City Attorney  
Donna Whalen, Human Resources

# COMMUNITY INVESTMENT PROGRAM

The Community Investment Program (CIP) is a planning tool based on long-range physical planning and financial projections that forecast the City of Waukesha's capital needs over a five-year period. The CIP includes a detailed description of every capital project anticipated to be initiated during the five-year period.

## GOALS:

- **MAINTAIN** a systematic approach to capital projects affording the opportunity to plan the location, timing and financing of the needed public improvements.
- **DEVELOP** a realistic program of capital spending with the projected fiscal capability to finance such projects, avoiding sharp changes in the tax levy or bonded indebtedness.
- **ENABLE** the City to evaluate the needs of the entire City on a strategically oriented framework.
- **CREATE** awareness with the public and private investors of the scope of the City's capital improvements.
- **ENHANCE** opportunities for participation in federal and/or state grant and aid programs.

The CIP continues to evolve as project planning needs to respond to the strategic community direction. Changes in economic conditions or other project related issues may alter time lines. Funding mechanisms change and projects become more or less feasible based on changes. City management continuously looks for opportunities for efficiency which often change the projected needs for capital.

The CIP is updated annually to ensure consistency and the reflection of changing strategic needs, cost fluctuations, and financial resources. The CIP document incorporating the changes is then submitted to the Finance Committee and Common Council for consideration.

City management staff employs experience-based judgment to identify which projects can be accomplished in a given year, within the limits of the City's control. As would be expected, the data available and expenditure data for early years are more precise than later years.

The City's Capital Budget is a significant part of the 2018 budget. It represents costs associated with capital projects in the first year of the 2018-2022 CIP. Such projects may include land acquisition, the construction and acquisition of new buildings, additions to or renovations of existing buildings, construction or reconstruction of street and utility infrastructure, major equipment purchases, technology upgrades and related software, and fleet replacement.

# FUNDING SOURCES

---

Funding sources for CIP include the following:

- 10-year General Obligation Debt
- 15-Year General Obligation Debt
- State Shared Revenue
- Tax Levy
- State Funding
- Federal Funding
- Jurisdictional Transfer Funds
- 10-Year General Obligation Debt (TIF Related)
- 20-Year Revenue Bonds
- 20-Year Clean Water Fund Loan
- Other Funding Sources:
  - Private/Foundation Grants/Donations
  - Sale of City Property
  - Waukesha County Grants
  - Wastewater Treatment Operating Funds
  - Parking Fines/Fees
  - Subdivider Fees
  - PRF Special Revenue Funds
  - Impact Fees

## 2018 - 2022 Funding Sources by Year

	2018	2019	2020	2021	2022	2018-2022 Total
<b>Major Capital Projects</b>						
<b>Governmental Funds</b>						
10 yr GO Debt	\$ (7,800,791)	\$ (9,758,993)	\$ (13,521,997)	\$ (11,379,200)	\$ (10,672,700)	\$ (53,133,681)
15 yr GO Debt	(10,000,000)	(14,250,000)	(6,805,340)	(2,000,000)	(3,875,000)	(36,930,340)
Shared Revenues	(175,000)	(270,000)	(270,000)	(270,000)	(270,000)	(1,255,000)
State Funding	(538,560)	(370,863)	(3,792,200)	-	-	(4,701,623)
Other (Sale of Prop, etc)	(223,500)	(400,504)	(249,000)	(373,000)	(220,000)	(1,466,004)
<b>Subtotal Governmental Capital Projects</b>	<b>\$ (18,737,851)</b>	<b>\$ (25,050,360)</b>	<b>\$ (24,638,537)</b>	<b>\$ (14,022,200)</b>	<b>\$ (15,037,700)</b>	<b>\$ (97,486,648)</b>
<b>Enterprise Funds</b>						
10 yr GO Debt	\$ -	\$ (500,000)	\$ -	\$ -	\$ -	\$ (500,000)
20 Yr Rev Bonds	(17,600,000)	(5,650,000)	(19,250,000)	(8,840,000)	(4,425,000)	(55,765,000)
20 Yr CWFL	-	-	(1,106,000)	(12,711,000)	-	(13,817,000)
Other (Sale of Prop, etc)	(20,000)	-	(800,000)	(800,000)	-	(1,620,000)
<b>Subtotal Enterprise Capital Projects</b>	<b>\$ (17,620,000)</b>	<b>\$ (6,150,000)</b>	<b>\$ (21,156,000)</b>	<b>\$ (22,351,000)</b>	<b>\$ (4,425,000)</b>	<b>\$ (71,702,000)</b>
<b>Total Major Capital Projects</b>	<b>\$ (36,357,851)</b>	<b>\$ (31,200,360)</b>	<b>\$ (45,794,537)</b>	<b>\$ (36,373,200)</b>	<b>\$ (19,462,700)</b>	<b>\$ (169,188,648)</b>
<b>Equipment</b>						
<b>Governmental Funds</b>						
10 yr GO Debt	\$ (653,696)	\$ (483,210)	\$ (769,500)	\$ (65,000)	\$ (132,675)	\$ (2,104,081)
Shared Revenues	(1,011,417)	(614,997)	(578,200)	(555,300)	(596,466)	(3,356,380)
Other (Sale of Prop, etc)	(12,500)	-	(5,000)	-	-	(17,500)
<b>Subtotal Governmental Equipment</b>	<b>\$ (1,677,613)</b>	<b>\$ (1,098,207)</b>	<b>\$ (1,352,700)</b>	<b>\$ (620,300)</b>	<b>\$ (729,141)</b>	<b>\$ (5,477,961)</b>
<b>Enterprise Funds</b>						
Other (Sale of Prop, etc)	(122,000)	(66,000)	(72,000)	(122,000)	(360,000)	(742,000)
<b>Subtotal Enterprise Equipment</b>	<b>\$ (122,000)</b>	<b>\$ (66,000)</b>	<b>\$ (72,000)</b>	<b>\$ (122,000)</b>	<b>\$ (360,000)</b>	<b>\$ (742,000)</b>
<b>Total Major Equipment</b>	<b>\$ (1,799,613)</b>	<b>\$ (1,164,207)</b>	<b>\$ (1,424,700)</b>	<b>\$ (742,300)</b>	<b>\$ (1,089,141)</b>	<b>\$ (6,219,961)</b>
<b>Fleet</b>						
<b>Governmental Funds</b>						
10 yr GO Debt	\$ (1,425,090)	\$ (2,337,300)	\$ (2,702,305)	\$ (2,664,500)	\$ (1,727,960)	\$ (10,857,155)
Tax Levy	(1,038,060)	(487,000)	(678,500)	(502,500)	(720,500)	(3,426,560)
Other (Sale of Prop, etc)	(82,150)	(54,500)	(71,000)	(65,000)	(54,000)	(326,650)
<b>Subtotal Governmental Fleet</b>	<b>\$ (2,545,300)</b>	<b>\$ (2,878,800)</b>	<b>\$ (3,451,805)</b>	<b>\$ (3,232,000)</b>	<b>\$ (2,502,460)</b>	<b>\$ (14,610,365)</b>
<b>Enterprise Funds</b>						
10 yr GO Debt	\$ (168,122)	\$ (414,484)	\$ (445,000)	\$ (385,246)	-	\$ (1,412,852)
Federal Funding	(672,482)	(685,932)	(800,000)	(1,080,987)	-	(3,239,401)
Other (Sale of Prop, etc)	(92,682)	(114,000)	(102,500)	(179,000)	(60,000)	(548,182)
<b>Subtotal Enterprise Fleet</b>	<b>\$ (933,286)</b>	<b>\$ (1,214,416)</b>	<b>\$ (1,347,500)</b>	<b>\$ (1,645,233)</b>	<b>\$ (60,000)</b>	<b>\$ (5,200,435)</b>
<b>Total Fleet</b>	<b>\$ (3,478,586)</b>	<b>\$ (4,093,216)</b>	<b>\$ (4,799,305)</b>	<b>\$ (4,877,233)</b>	<b>\$ (2,562,460)</b>	<b>\$ (19,810,800)</b>

## 2018 - 2022 Funding Sources by Year

	2018	2019	2020	2021	2022	2018-2022 Total
<b>Summary by Fund Type</b>						
<b>Governmental Funds</b>						
10 yr GO Debt	\$ (9,879,577)	\$ (12,579,503)	\$ (16,993,802)	\$ (14,108,700)	\$ (12,533,335)	\$ (66,094,917)
15 yr GO Debt	(10,000,000)	(14,250,000)	(6,805,340)	(2,000,000)	(3,875,000)	(36,930,340)
Shared Revenues	(1,186,417)	(884,997)	(848,200)	(825,300)	(866,466)	(4,611,380)
Tax Levy	(1,038,060)	(487,000)	(678,500)	(502,500)	(720,500)	(3,426,560)
State Funding	(538,560)	(370,863)	(3,792,200)	-	-	(4,701,623)
Other (Sale of Prop, etc)	(318,150)	(455,004)	(325,000)	(438,000)	(274,000)	(1,810,154)
<b>Subtotal Governmental</b>	<b>\$ (22,960,764)</b>	<b>\$ (29,027,367)</b>	<b>\$ (29,443,042)</b>	<b>\$ (17,874,500)</b>	<b>\$ (18,269,301)</b>	<b>\$ (117,574,974)</b>
<b>Enterprise Funds</b>						
10 yr GO Debt	\$ (168,122)	\$ (914,484)	\$ (445,000)	\$ (385,246)	-	\$ (1,912,852)
Federal Funding	(672,482)	(685,932)	(800,000)	(1,080,987)	-	(3,239,401)
20 Yr Rev Bonds	(17,600,000)	(5,650,000)	(19,250,000)	(8,840,000)	(4,425,000)	(55,765,000)
20 Yr CWFL	-	-	(1,106,000)	(12,711,000)	-	(13,817,000)
Other (Sale of Prop, etc)	(234,682)	(180,000)	(974,500)	(1,101,000)	(420,000)	(2,910,182)
<b>Subtotal Enterprise</b>	<b>\$ (18,675,286)</b>	<b>\$ (7,430,416)</b>	<b>\$ (22,575,500)</b>	<b>\$ (24,118,233)</b>	<b>\$ (4,845,000)</b>	<b>\$ (77,644,435)</b>
<b>Total by Fund Type</b>	<b>\$ (41,636,050)</b>	<b>\$ (36,457,783)</b>	<b>\$ (52,018,542)</b>	<b>\$ (41,992,733)</b>	<b>\$ (23,114,301)</b>	<b>\$ (195,219,409)</b>
<b>Summary by Funding Source</b>						
10 yr GO Debt	\$ (10,047,699)	\$ (13,493,987)	\$ (17,438,802)	\$ (14,493,946)	\$ (12,533,335)	\$ (68,007,769)
15 yr GO Debt	(10,000,000)	(14,250,000)	(6,805,340)	(2,000,000)	(3,875,000)	(36,930,340)
Shared Revenues	(1,186,417)	(884,997)	(848,200)	(825,300)	(866,466)	(4,611,380)
Tax Levy	(1,038,060)	(487,000)	(678,500)	(502,500)	(720,500)	(3,426,560)
State Funding	(538,560)	(370,863)	(3,792,200)	-	-	(4,701,623)
Federal Funding	(672,482)	(685,932)	(800,000)	(1,080,987)	-	(3,239,401)
20 Yr Rev Bonds	(17,600,000)	(5,650,000)	(19,250,000)	(8,840,000)	(4,425,000)	(55,765,000)
20 Yr CWFL	-	-	(1,106,000)	(12,711,000)	-	(13,817,000)
Other (Sale of Prop, etc)	(552,832)	(635,004)	(1,299,500)	(1,539,000)	(694,000)	(4,720,336)
<b>Total Funding Sources</b>	<b>\$ (41,636,050)</b>	<b>\$ (36,457,783)</b>	<b>\$ (52,018,542)</b>	<b>\$ (41,992,733)</b>	<b>\$ (23,114,301)</b>	<b>\$ (195,219,409)</b>

## Capital Projects by Year

Project Name	2018	2019	2020	2021	2022	Total
<b>Governmental Funds:</b>						
<b>City Administrator</b> New City Hall	\$ 10,000,000	\$ 10,000,000	\$ -	\$ -	\$ -	20,000,000
<b>City Administrator Total</b>	<b>\$ 10,000,000</b>	<b>\$ 10,000,000</b>	<b>\$ -</b>	<b>\$ -</b>	<b>\$ -</b>	<b>20,000,000</b>
<b>DPW</b> Major Street Reconstruction	\$ 3,045,000	\$ 1,561,000	\$ 2,245,000	\$ 2,760,000	\$ 2,870,000	12,481,000
Minor Street Reconstruction	822,000	1,139,000	1,336,000	1,880,000	1,708,000	6,885,000
Annual Asphalt Resurfacing	500,000	1,239,000	1,100,000	1,239,000	1,100,000	5,178,000
Concrete Slab/Joint Repair	250,000	250,000	250,000	250,000	250,000	1,250,000
Alley Reconstruction	145,000	155,000	170,000	125,000	175,000	770,000
Downtown Light Poles	-	100,000	100,000	100,000	100,000	400,000
Storm Sewer/Fld. Mitigation	1,232,000	1,335,000	1,603,000	1,500,000	1,500,000	7,170,000
Traffic Signal Replacements	150,000	70,000	180,000	520,000	400,000	1,320,000
New Traffic Signals (Northview & University)	200,000	200,000	200,000	200,000	200,000	1,000,000
STP Projects (St. Paul Ave/2 Bridges)	673,200	247,000	5,211,000	-	-	6,131,200
North Street & W.St.Paul Ave. 2-Way Conversion	-	1,000,000	-	-	-	1,000,000
Storm Sewer Extension Projects	75,000	75,000	75,000	75,000	75,000	375,000
Municipal Garage CMU Wall Repair	-	75,000	75,000	-	-	150,000
City-Wide Emergency Vehicle Preemption Upgrades	150,000	25,000	25,000	25,000	25,000	250,000
West Avenue Landfill - Equip. & Piping Upgrade	35,000	-	-	-	-	35,000
Saratoga Dam Repair	15,000	-	-	-	-	15,000
<b>Dept of Public Works Total</b>	<b>\$ 7,292,200</b>	<b>\$ 7,471,000</b>	<b>\$ 12,570,000</b>	<b>\$ 8,674,000</b>	<b>\$ 8,403,000</b>	<b>44,410,200</b>
<b>Engineering</b> Concrete & Asphalt Street Repair	\$ 100,000	\$ 100,000	\$ 100,000	\$ 100,000	\$ 100,000	500,000
Bridge Inspection & Repair	70,000	50,000	50,000	50,000	50,000	270,000
Sidewalk Replacement - City Funded	100,000	215,000	215,000	215,000	215,000	960,000
Sidewalk Replacement - Spec. Assessments	120,000	120,000	120,000	120,000	120,000	600,000
Street Light Upgrades	5,000	5,000	5,000	5,000	5,000	25,000
<b>Engineering Total</b>	<b>\$ 395,000</b>	<b>\$ 490,000</b>	<b>\$ 490,000</b>	<b>\$ 490,000</b>	<b>\$ 490,000</b>	<b>2,355,000</b>
<b>Fire</b> Epoxy Floor & Painting of Apparatus Bay	\$ -	\$ 17,500	\$ -	\$ -	\$ -	17,500
Training Center Repairs	-	25,000	-	-	-	25,000
Station #1 Roof and Masonry Joint Replacement	-	15,000	85,000	-	-	100,000
Station #1 Carpet and Painting	-	-	45,000	-	-	45,000
Station #4 Paving	-	-	-	15,000	-	15,000
Station #5 Paint & Carpet Replacement	-	-	-	-	15,000	15,000
Station #1 HVAC System Control Replacement	-	-	-	-	15,000	15,000
Station #1 Bay Floor	-	-	-	-	55,000	55,000
<b>Fire Total</b>	<b>\$ -</b>	<b>\$ 57,500</b>	<b>\$ 130,000</b>	<b>\$ 15,000</b>	<b>\$ 85,000</b>	<b>287,500</b>
<b>Police</b> Replace Boilers in PD Mechanical Room	\$ 46,000	\$ -	\$ -	\$ -	\$ -	46,000
PD Property Room Repairs	38,901	50,000	-	-	-	88,901
PD Parking Garage Floor Sealing	-	-	105,180	-	-	105,180
<b>Police Total</b>	<b>\$ 84,901</b>	<b>\$ 50,000</b>	<b>\$ 105,180</b>	<b>\$ -</b>	<b>\$ -</b>	<b>240,081</b>
<b>Library</b> Exterior Maintenance (Roof Repairs)	\$ 10,000	\$ 10,000	\$ 10,000	\$ 10,000	\$ 10,000	50,000
West Exterior Stairway Repair	42,000	-	-	-	-	42,000
Carnegie Room Renovations	-	-	300,000	-	-	300,000
Interior Renovations	-	-	1,004,737	-	-	1,004,737
<b>Library Total</b>	<b>\$ 52,000</b>	<b>\$ 10,000</b>	<b>\$ 1,314,737</b>	<b>\$ 10,000</b>	<b>\$ 10,000</b>	<b>1,396,737</b>
<b>Parks Rec. &amp; For.</b> Playground Equipment and Surface Replacement	\$ -	\$ 445,000	\$ 290,000	\$ 290,000	\$ 290,000	1,315,000
Park Furnishings	24,000	40,160	33,600	41,000	36,000	174,760
Schuetze Rec. Center Improvements	90,000	70,000	50,000	38,000	78,000	326,000
Parking Lot Improvements	-	142,000	115,000	115,000	115,000	487,000
Park Lighting	81,750	98,500	114,000	54,000	54,000	402,250
Athletic Facility Improvements	-	610,000	1,480,000	810,000	600,000	3,500,000
Tennis Court Improvements - Resurfacing	-	54,000	54,000	54,000	26,000	188,000
Park Fencing	-	207,000	328,980	257,000	71,000	863,980
Riverwalk Improvements	40,000	80,000	102,500	80,000	110,500	413,000
Park Improvements	355,000	510,000	410,000	495,000	410,000	2,180,000
Bike/Ped. Improvements	15,000	190,000	50,000	50,000	50,000	355,000
Park Shelter Improvements	29,500	24,200	24,200	24,200	24,200	126,300
Buchner Aquatic Center & Improvements	-	4,250,000	4,250,000	-	-	8,500,000
Southern Regional Maintenance Center	10,000	-	1,830,340	-	-	1,840,340
New Park Development (Meadowview)	200,000	145,000	725,000	2,000,000	4,185,000	7,255,000
Aviation Maint. Center Building Improvements	65,000	51,000	101,000	-	-	217,000
Wauk. Springs Park / YMCA Agreement	3,500	5,000	-	-	-	8,500
Tennis Court Reconstruction	-	-	-	525,000	-	525,000
EB Shurts Building Improvements	-	30,000	50,000	-	-	80,000
Park Master Plans	-	20,000	20,000	-	-	40,000
<b>Parks Rec. &amp; Forestry Total</b>	<b>\$ 913,750</b>	<b>\$ 6,971,860</b>	<b>\$ 10,028,620</b>	<b>\$ 4,833,200</b>	<b>\$ 6,049,700</b>	<b>28,797,130</b>
<b>Governmental Funds Totals</b>	<b>\$ 18,737,851</b>	<b>\$ 25,050,360</b>	<b>\$ 24,638,537</b>	<b>\$ 14,022,200</b>	<b>\$ 15,037,700</b>	<b>97,486,648</b>



## Capital Projects by Year

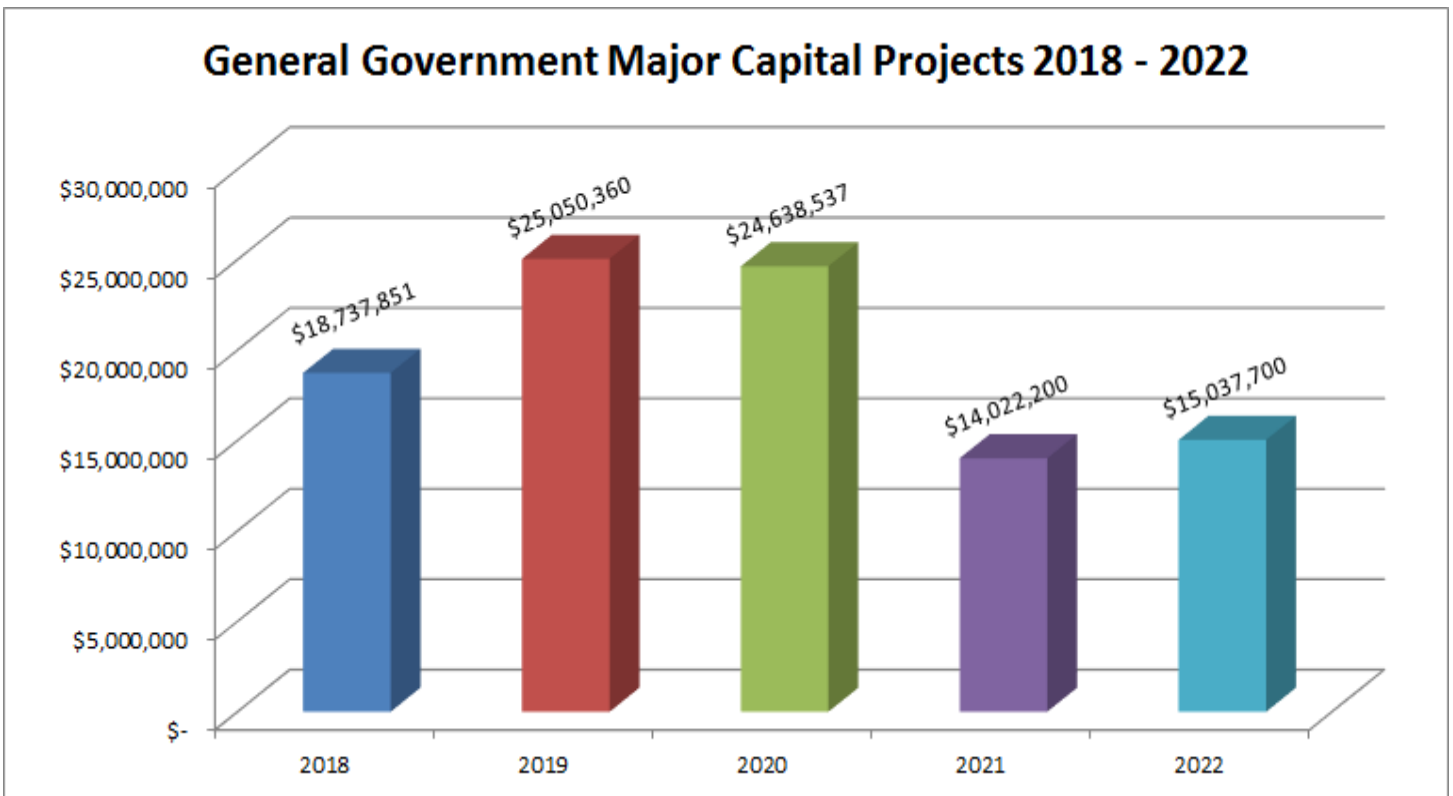
Project Name	2018	2019	2020	2021	2022	Total
<b>Enterprise Funds:</b>						
<b>Clean Water Plant</b>						
Sanitary Interceptor Projects	\$ 12,750,000	\$ 750,000	\$ 14,000,000	\$ 4,000,000	\$ -	\$ 31,500,000
Sanitary Pump Station & Force Main Rehab.	1,100,000	1,250,000	1,250,000	840,000	425,000	4,865,000
Sanitary Manhole Rehabilitation	350,000	350,000	350,000	350,000	350,000	1,750,000
Sanitary Sewer Rehabilitation	3,400,000	3,300,000	3,650,000	3,650,000	3,650,000	17,650,000
Facility Plan 6-10-Yr Upgrades	-	-	1,106,000	12,711,000	-	13,817,000
Primary Influent Pump Replacement	-	-	800,000	-	-	800,000
Primary Effluent Pump Replacement	-	-	-	800,000	-	800,000
<b>Clean Water Plant (WWTP) Total</b>	<b>\$ 17,600,000</b>	<b>\$ 5,650,000</b>	<b>\$ 21,156,000</b>	<b>\$ 22,351,000</b>	<b>\$ 4,425,000</b>	<b>\$ 71,182,000</b>
<b>Parking</b>						
South Street Parking Ramp Structural Upgrades	\$ 20,000	\$ 500,000	\$ -	\$ -	\$ -	\$ 520,000
<b>Parking Total</b>	<b>\$ 20,000</b>	<b>\$ 500,000</b>	<b>\$ -</b>	<b>\$ -</b>	<b>\$ -</b>	<b>\$ 520,000</b>
<b>Enterprise Funds Totals</b>	<b>\$ 17,620,000</b>	<b>\$ 6,150,000</b>	<b>\$ 21,156,000</b>	<b>\$ 22,351,000</b>	<b>\$ 4,425,000</b>	<b>\$ 71,702,000</b>
<b>Total Projects by Year</b>	<b>\$ 36,357,851</b>	<b>\$ 31,200,360</b>	<b>\$ 45,794,537</b>	<b>\$ 36,373,200</b>	<b>\$ 19,462,700</b>	<b>\$ 169,188,648</b>

# MAJOR CAPITAL PROJECTS

Major Capital Projects are typically large construction projects related to major infrastructure within the City of Waukesha. The majority of these projects are coordinated by the Department of Public Works and include major road reconstruction, minor road reconstruction, asphalt resurfacing, storm sewer installation and improvements, facility upgrades and/or expansions and park system improvements.

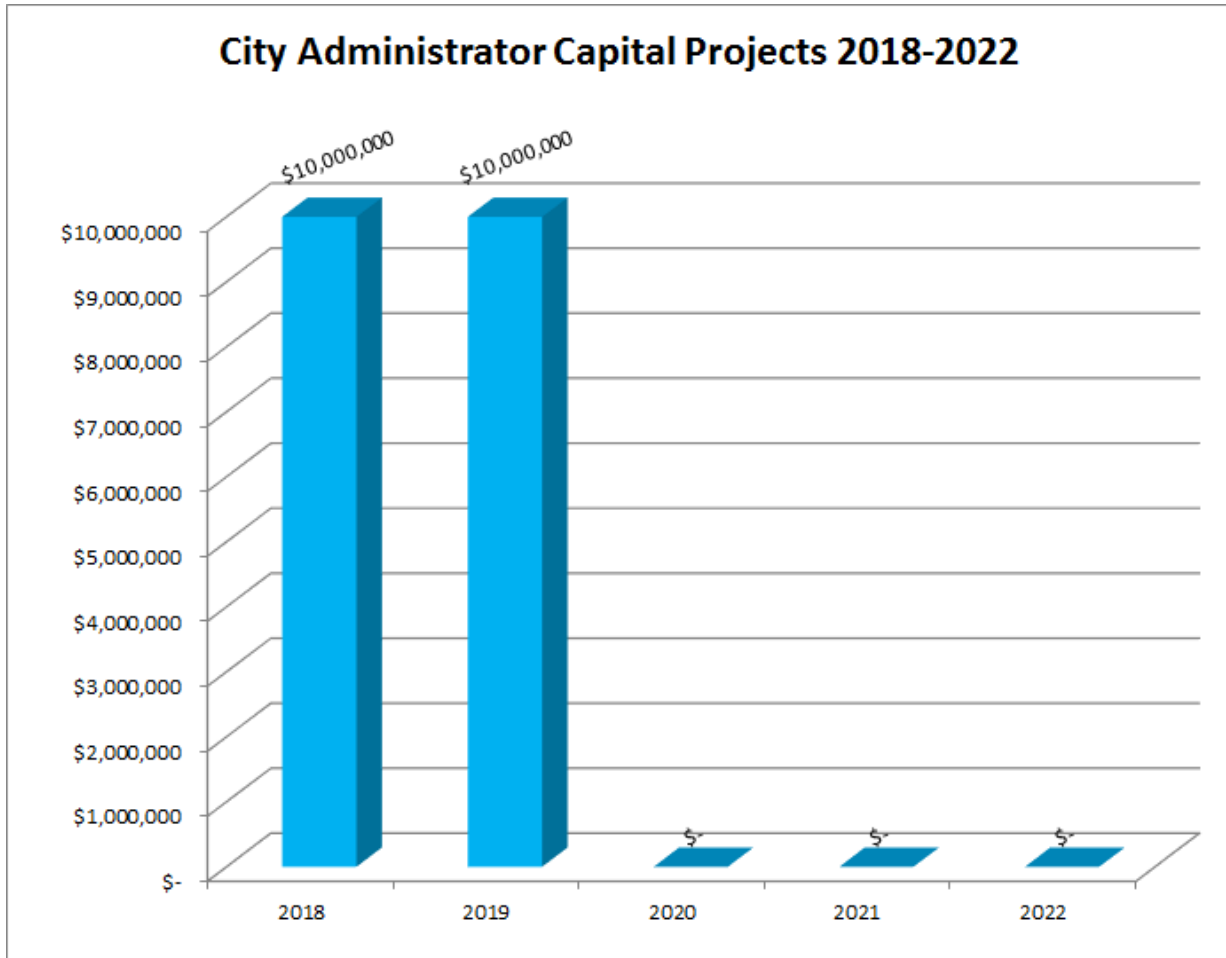
The vast majority of these projects are funded by 10 year or 15 year general obligation debt. Those projects located within the Wastewater Fund Utility may be funded by 20 year Revenue Bonds or the state sponsored Clean Water Fund Loan. The advantage to the Clean Water Fund Loan is a state subsidized interest rate, which allows the city to access capital at below market rates with longer term payback provisions.

Some major capital projects are partially funded with State and/or Federal Grants such as the Congestion Mitigation and Air Quality (CMAQ) Grants, Surface Transportation Program (STP) Grants, or Department of Natural Resources Stewardship Fund grants. Most grant programs are competitive in nature and must be applied for and scored by the appropriate state agency in order to be eligible for the funds.



# MAJOR CAPITAL PROJECTS

## CITY ADMINISTRATOR



City Administrator Major Capital Projects 2018-2022						
Project Name	2018	2019	2020	2021	2022	Total
New City Hall	\$ 10,000,000	\$ 10,000,000	\$ -	\$ -	\$ -	\$ 20,000,000
<b>City Administrator Total</b>	<b>\$ 10,000,000</b>	<b>\$ 10,000,000</b>	<b>\$ -</b>	<b>\$ -</b>	<b>\$ -</b>	<b>\$ 20,000,000</b>

# CITY OF WAUKESHA, WISCONSIN

## 5-Year Community Investment Program 2018-2022

Department	City Administrator
Dept. Head	Kevin Lahner
Project Contact	Kevin Lahner
Useful Life	OTHER
Category	Buildings
Priority	1 - MUST be done this year. Cannot defer.
<b>Total Project Cost \$ 20,000,000</b>	

<b>Project Name</b>	New City Hall
---------------------	---------------

<b>Description</b>
The Waukesha City Council authorized a space needs assessment in 2012 to study the space needs for a new City Hall. In that study it was determined that approximately 65,000 to 70,000 square feet of space would be needed to accommodate the existing City Hall functions and bring Engineering into the building. In 2016, the Common Council conducted a full review of various City Hall options and presented the information to the public at several meetings. The primary options explored included renovating the existing building, building a new City Hall on a new site, and building a new City Hall on the existing city property. The Common Council also reviewed locating the new facility on several City-owned parcels. A new building or renovation of the existing structure is needed as several deficiencies currently exist throughout the building. Among other items, the roof, HVAC and electrical service are in need of immediate repair. Several other deficiencies exist, including the infiltration of water into our Information Technology department, boiler and electrical rooms, lack of security, lack of compliance with current building codes and other deficiencies. The new facility would be built with a customer service model and would consist of materials that are designed to present-day standards.

<b>Justification/ How does this Increase Service to Residents?</b>
A new facility would unite several city services under one roof. It would address security and structural concerns identified above and would reduce our overall heating and cooling costs. The structure would be built to current building code and ADA standards, increasing the building's accessibility.

Fund-Org.-Object-Project	Funding Sources	FY '18	FY '19	FY '20	FY '21	FY '22	Total
0420-1815-49110	15-Year GO Debt	\$ 10,000,000	\$ 10,000,000	\$ -	\$ -	\$ -	\$ 20,000,000
<b>Total</b>		<b>\$ 10,000,000</b>	<b>\$ 10,000,000</b>	<b>\$ -</b>	<b>\$ -</b>	<b>\$ -</b>	<b>\$ 20,000,000</b>

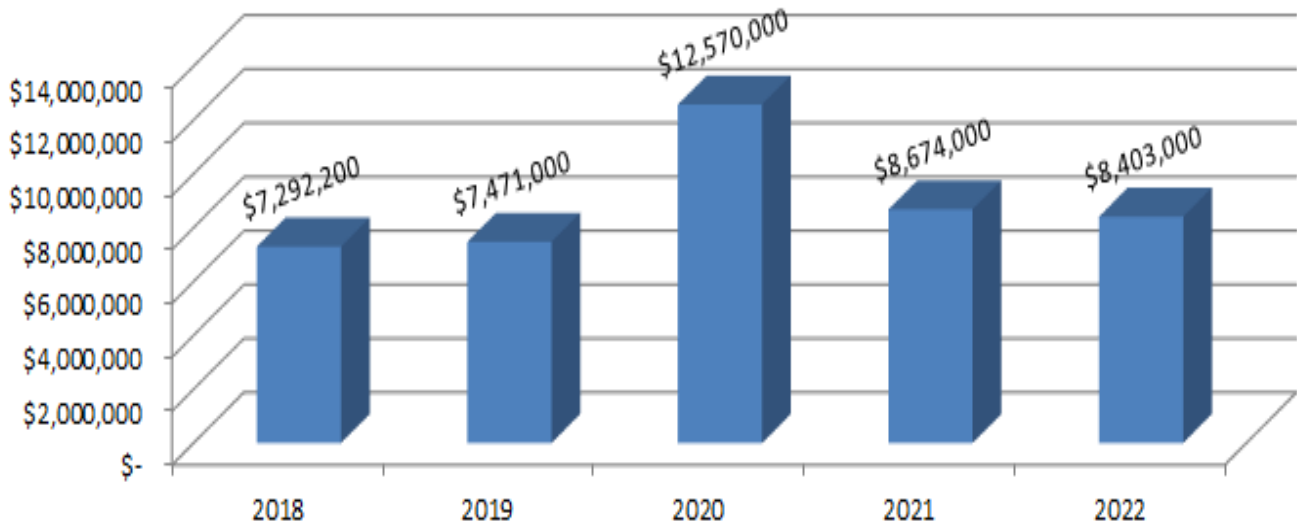
Fund-Org.-Object-Project	Expenditures	FY '18	FY '19	FY '20	FY '21	FY '22	Total
0420-1815-68220	New City Hall	\$ 10,000,000	\$ 10,000,000	\$ -	\$ -	\$ -	\$ 20,000,000
<b>Total</b>		<b>\$ 10,000,000</b>	<b>\$ 10,000,000</b>	<b>\$ -</b>	<b>\$ -</b>	<b>\$ -</b>	<b>\$ 20,000,000</b>

<b>Operational Impact/Other</b>
The new structure is likely to reduce heating, cooling and electrical costs due to the use of energy efficient systems and materials. Additionally, it will improve the security of our Information Technology systems.

# MAJOR CAPITAL PROJECTS

## PUBLIC WORKS

### Department of Public Works Major Capital Projects 2018-2022



### Department of Public Works Major Capital Projects 2018-2022

Project Name	2018	2019	2020	2021	2022	Total
Major Street Reconstruction	\$ 3,045,000	\$ 1,561,000	\$ 2,245,000	\$ 2,760,000	\$ 2,870,000	\$ 12,481,000
Minor Street Reconstruction	822,000	1,139,000	1,336,000	1,880,000	1,708,000	6,885,000
Annual Asphalt Resurfacing	500,000	1,239,000	1,100,000	1,239,000	1,100,000	5,178,000
Concrete Slab/Joint Repair	250,000	250,000	250,000	250,000	250,000	1,250,000
Alley Reconstruction	145,000	155,000	170,000	125,000	175,000	770,000
Downtown Light Poles	-	100,000	100,000	100,000	100,000	400,000
Storm Sewer/Fld. Mitigation	1,232,000	1,335,000	1,603,000	1,500,000	1,500,000	7,170,000
Traffic Signal Replacements	150,000	70,000	180,000	520,000	400,000	1,320,000
New Traffic Signals (Northview & University)	200,000	200,000	200,000	200,000	200,000	1,000,000
STP Projects (St. Paul Ave/2 Bridges)	673,200	247,000	5,211,000	-	-	6,131,200
North Street & W.St.Paul Ave. 2-Way Conversion	-	1,000,000	-	-	-	1,000,000
Storm Sewer Extension Projects	75,000	75,000	75,000	75,000	75,000	375,000
Municipal Garage CMU Wall Repair	-	75,000	75,000	-	-	150,000
City-Wide Emergency Vehicle Preemption Upgrades	150,000	25,000	25,000	25,000	25,000	250,000
West Avenue Landfill - Equip. & Piping Upgrade	35,000	-	-	-	-	35,000
Saratoga Dam Repair	15,000	-	-	-	-	15,000
<b>Dept of Public Works Total</b>	<b>\$ 7,292,200</b>	<b>\$ 7,471,000</b>	<b>\$ 12,570,000</b>	<b>\$ 8,674,000</b>	<b>\$ 8,403,000</b>	<b>\$ 44,410,200</b>

# FROM THE GROUND UP

We all dread it, the orange barrels dotting the road way. Certainly, none of us like dealing with construction. However, construction is often necessary to achieve desired improvements and make repairs. Since 2014, the City has been on a schedule of completing construction on the Downtown Waukesha streets as part of the City's Capital Improvement Program (CIP). The map below shows the proposed timeline and areas of construction.



## Improvements

When you visit downtown, there are several improvements you will notice on completed streets.

**Widened Streetscape:** The sidewalk is being expanded to be able to accommodate pedestrians as well as to accommodate items such as tables, decorations or flowers in the pedestrian area.

**Parking Spaces:** The overall goal of the project is to increase parking spaces in the area.

**Trees:** New trees are being planted using a paver grate system. This system keeps the trees roots from causing nearby concrete to pull up or buckle.

**Visual Enhancements:** Decorative concrete brick pavers are being added as well as benches, garbage cans and bike racks to increase the aesthetic appeal of downtown.

**Lighting:** The street lighting system is being upgraded to new LED lights which are more energy efficient and will be uniform throughout the City.

**Roadway:** The streets are reconstructed and paved.



Installation of Brick Pavers



New Roadway

The most important pieces of the Downtown construction project are actually the parts that you do not see.

**Sewer Mains:** The sewer mains in the Downtown were original to the City and date back to the 1800's. These sewer mains no longer have the durability and structural integrity needed for our sewer system. The sewer mains are being replaced with new mains made from PVC material.

**Water Mains:** The water mains Downtown were installed in the early 1900's and are undersized for today's water needs. All the water mains are being replaced and upgraded. The new larger mains have many benefits, including helping with fire protection for the area.

**Storm Sewer:** The storm sewers in the Downtown area which collect rain water run-off are being replaced or rehabilitated. New inlets are being added to better catch the water flow with the new street design.



**Installation of Storm Sewer**

## Construction

The Downtown Construction Projects are accomplished through budgeting in the City's Capital Improvement Program (CIP). Funds are set aside each year for the Downtown reconstruction project.

### Project Costs

Year	Street	Cost
2014	Clinton St.	\$1, 584,192
2015	W. Main St. and Maple St.	\$1,943,854
2016	W Main St.	\$2,501,115
2017	N. Grand Ave. and South St.	\$1,108,280 (Amount not final pending completion)

Infrastructure after construction will last

**40-50**

years

With any construction, there is certainly an inconvenience to area residents and businesses. The goal is to limit this inconvenience as much as possible. The City starts the project downtown as early as possible each year, February or March, with the goal of finishing by July. In fact, the City offers an incentive payment to the contractor if they are able to complete the project early, something that has happened most years.

Completing these construction projects is a large investment in our Downtown and an investment in our future. The work that is being completed Downtown is expected to last for the next 40-50 years. Once this project is complete, our Downtown will be strengthened for many years to come.

# CITY OF WAUKESHA, WISCONSIN

## 5-Year Community Investment Program 2018-2022

<b>Department</b>	<b>DPW</b>
<b>Dept. Head</b>	Fred Abadi
<b>Project Contact</b>	Alex Damien
<b>Useful Life</b>	30 Years
<b>Category</b>	Roads
<b>Priority</b>	1 - MUST be done this year. Cannot defer.
<b>Total Project Cost \$ 12,481,000</b>	

<b>Project Name</b>	<b>Major Street Reconstruction - Northview Road Phase 1</b>
---------------------	---

**Description**

The Major Street Reconstruction Program was first funded in 1996 for the reconstruction of older streets that are considered major traffic carriers in the City of Waukesha. These streets have deteriorated pavement and curb and gutter, and are in a condition that is beyond the help of regular maintenance or the resurfacing program. The street planned for the Major Street Reconstruction Program in 2018 is Northveiw Road Phase 1 from Patricia Lane to West of Tallgrass Circle (new storm sewer will continue to Pebble Creek). The streets currently planned for this program in years 2018 to 2022 include the following:

- 2018 Northview Road - Phase 1 - E. Limits to West of Tallgrass
- 2019 Northview Road - Phase 2 - West of Tallgrass to W. Limits
- 2020 N & S. Prairie Avenue - College Ave to St. Paul Ave
- 2021 Barstow Street - Wisconsin to St Paul
- 2022 W. St. Paul Avenue - Mountain to Madison & Madison - Anne to Fox River

**Justification/ How does this Increase Service to Residents?**

The reconstruction of these streets allows the Engineering Department to update curb ramps to current ADA requirements, improve intersection movements, improve drainage issues, and construct a new pavement structure for the traveling public. During the road reconstruction, utilities such as sewer, water and gas take this opportunity to update their aging facilities. The infrastructure being replaced with the Major Street Reconstruction Program is well beyond its useful life. Streets in this Program are reviewed yearly in order to best use the funding provided.

Fund-Org.-Object-Project	Funding Sources	FY '18	FY '19	FY '20	FY '21	FY '22	Total
0410-2004-49110	10-yr GO Debt	\$ 3,045,000	\$ 1,499,496	\$ 2,245,000	\$ 2,760,000	\$ 2,870,000	\$ 12,419,496
0410-2004-46480	Subdivider Applied	\$ -	\$ 61,504	\$ -	\$ -	\$ -	\$ 61,504
<b>Total</b>		<b>\$ 3,045,000</b>	<b>\$ 1,561,000</b>	<b>\$ 2,245,000</b>	<b>\$ 2,760,000</b>	<b>\$ 2,870,000</b>	<b>\$ 12,481,000</b>

Fund-Org.-Object-Project	Expenditures	FY '18	FY '19	FY '20	FY '21	FY '22	Total
0410-2004-68290	2018 Northview Road Phase 1	\$ 3,045,000	\$ -	\$ -	\$ -	\$ -	\$ 3,045,000
0410-2004-68290	2019 Northview Road Phase 2	\$ -	\$ 1,561,000	\$ -	\$ -	\$ -	\$ 1,561,000
0410-2004-68290	2020 N & S Prairie Avenue	\$ -	\$ -	\$ 2,245,000	\$ -	\$ -	\$ 2,245,000
0410-2004-68290	2021 Barstow Street	\$ -	\$ -	\$ -	\$ 2,760,000	\$ -	\$ 2,760,000
0410-2004-68290	2022 W. St Paul Avenue	\$ -	\$ -	\$ -	\$ -	\$ 2,870,000	\$ 2,870,000
<b>Total</b>		<b>\$ 3,045,000</b>	<b>\$ 1,561,000</b>	<b>\$ 2,245,000</b>	<b>\$ 2,760,000</b>	<b>\$ 2,870,000</b>	<b>\$ 12,481,000</b>

**Operational Impact/Other**

Less patching of potholes and other road maintenance will be required by the Department of Public Works after the deteriorated pavement is replaced. The existing traffic signals will be replaced with new infrastrucure that will also require less maintenance.



# CITY OF WAUKESHA, WISCONSIN

## 5-Year Community Investment Program 2018-2022

Department	DPW
Dept. Head	Fred Abadi
Project Contact	Alex Damien
Useful Life	30 Years
Category	Roads
Priority	1 - MUST be done this year. Cannot defer.

<b>Project Name</b>	<b>Minor Street Reconstruction - Fairview Ave, Motor Ave</b>
---------------------	--

**Total Project Cost \$ 6,885,000**

### Description

The Minor Street Reconstruction Program was first funded in 1996, for the reconstruction of residential streets and other streets that are not considered major traffic carriers in the City of Waukesha. The streets have typically been overlaid many times and have extremely deteriorated pavement and curb and gutter. These streets are in a condition that is beyond the help of regular maintenance or the resurfacing program. The streets currently planned for this program in years 2018 to 2022 include the following:

2018 Fairview Ave - Dopp St to St. Paul Ave  
Motor Ave - Fairview Ave to Mountain Ave

2019 South St - Grand Ave to Barstow St  
Gaspar St - Main St to W. Broadway

2020 Dunbar Ave - Marshall St to West Ave  
Bethesda Ct - Dunbar Ave to Prospect Ct  
Prospect Ct - Bethesda Ct to West Ave

2021 Riverfront Plaza - Broadway to Barstow St  
W Broadway - Clinton St to Main St

2022 Hyde Park Ave - Madison St to Summit Ave  
W Broadway - Main St to South St  
W Broadway - Clinton St to Main St  
Hartwell Ave, S - Newhall Ave to Oxford Ave

### Justification/ How does this increase service to residents?

The reconstruction of these streets allows the Engineering Department to update curb ramps to current ADA requirements, improve drainage issues, and construct a new pavement structure for the traveling public. During the road reconstruction, utilities such as sewer, water and gas take this opportunity to update their aging facilities. The infrastructure being replaced with the Minor Street Reconstruction is well beyond its useful life. Streets in this Program are reviewed yearly in order to best use the funding provided.

Fund-Org.-Object-Project	Funding Sources	FY '18	FY '19	FY '20	FY '21	FY '22	Total
0410-2010-49110-00000	10-yr GO Debt	\$ 822,000	\$ 1,139,000	\$ 1,336,000	\$ 1,880,000	\$ 1,708,000	\$ 6,885,000
<b>Total</b>		<b>\$ 822,000</b>	<b>\$ 1,139,000</b>	<b>\$ 1,336,000</b>	<b>\$ 1,880,000</b>	<b>\$ 1,708,000</b>	<b>\$ 6,885,000</b>

Fund-Org.-Object-Project	Expenditures	FY '18	FY '19	FY '20	FY '21	FY '22	Total
0410-2010-68290-00000	2019 Minor Reconstruction (South St and Gaspar St)	\$ -	\$ 1,139,000	\$ -	\$ -	\$ -	\$ 1,139,000
0410-2010-68290-00000	2019 Minor Reconstruction (Fairview Ave and Motor Ave)	\$ 822,000	\$ -	\$ -	\$ -	\$ -	\$ 822,000
0410-2010-68290-00000	2020 Minor Reconstruction	\$ -	\$ -	\$ 1,336,000	\$ -	\$ -	\$ 1,336,000
0410-2010-68290-00000	2021 Minor Reconstruction	\$ -	\$ -	\$ -	\$ 1,880,000	\$ -	\$ 1,880,000
0410-2010-68290-00000	2022 Minor Reconstruction	\$ -	\$ -	\$ -	\$ -	\$ 1,708,000	\$ 1,708,000
<b>Total</b>		<b>\$ 822,000</b>	<b>\$ 1,139,000</b>	<b>\$ 1,336,000</b>	<b>\$ 1,880,000</b>	<b>\$ 1,708,000</b>	<b>\$ 6,885,000</b>

### Operational Impact/Other

Less patching of potholes and other road maintenance will be required by the Department of Public Works after the deteriorated pavement is replaced.

# CITY OF WAUKESHA, WISCONSIN

## 5-Year Community Investment Program 2018-2022

Department	DPW
Dept. Head	Fred Abadi
Project Contact	Alex Damien
Useful Life	15 Years
Category	Roads
Priority	1 - MUST be done this year. Cannot defer.

<b>Project Name</b>	<b>Resurfacing of Asphalt and Concrete Streets</b>
---------------------	--

**Total Project Cost \$ 5,178,000**

### Description

The Resurfacing of Asphalt and Concrete Streets Program was first funded in 1990. The resurfacing of a street is a cost effective means of prolonging the life of the City's existing streets. This program restores a street to like-new condition by repairing storm inlets, manholes, settled curbs, installing and/or updating curb ramps to current ADA standards, and then milling the existing surface and placing a new asphalt driving surface. The City applies bi-annually for State funds through the Local Improvement Program, to help offset the costs of this program. Also, the City's yearly Crackfilling Contract is funded through this program. Sanitary Sewer funds will be necessary for this program. Streets currently planned for the 2018 Resurfacing Program include the following:

- Northview Road - N. Grandview Blvd west to Reconstruction Limits
- Madison Street & Grandview Blvd Intersection
- N. Grandview Blvd - Madison to Jasper Ln
- Pilgrim Cir - N. Grandview Blvd to CDS
- Michigan Ave - Hillview Cir to Grandview Blvd
- Ruben Dr - Jeffery Ln to Springdale Rd
- Rolling Ridge Dr - Woodridge Ln to N. University Dr
- Dixie Dr - Burr Oak Blvd to Habourn Ct

### Justification/ How does this Increase Service to Residents?

The resurfacing of streets at the proper time, prolongs the life, and postpones the much greater expense of reconstruction. Streets in this program are reviewed yearly in order to best use the funding provided. The streets currently planned for this program in years 2019 to 2022 are available if desired.

Fund-Org.-Object-Project	Funding Sources	FY '18	FY '19	FY '20	FY '21	FY '22	Total
0410-2006-42410-00000	LRIP Grant	\$ -	\$ 139,000	\$ -	\$ 139,000	\$ -	\$ 278,000
0410-2006-49110-00000	10-yr GO Debt	\$ 500,000	\$ 1,100,000	\$ 1,100,000	\$ 1,100,000	\$ 1,100,000	\$ 4,900,000
<b>Total</b>		<b>\$ 500,000</b>	<b>\$ 1,239,000</b>	<b>\$ 1,100,000</b>	<b>\$ 1,239,000</b>	<b>\$ 1,100,000</b>	<b>\$ 5,178,000</b>

Fund-Org.-Object-Project	Expenditures	FY '18	FY '19	FY '20	FY '21	FY '22	Total
0410-2006-68290-00000	2018 Street Resurfacing	\$ 400,000	\$ -	\$ -	\$ -	\$ -	\$ 400,000
0410-2006-68290-00000	2018 Crackfilling	\$ 100,000	\$ -	\$ -	\$ -	\$ -	\$ 100,000
0410-2006-68290-00000	2019 Street Resurfacing	\$ -	\$ 1,139,000	\$ -	\$ -	\$ -	\$ 1,139,000
0410-2006-68290-00000	2019 Crackfilling	\$ -	\$ 100,000	\$ -	\$ -	\$ -	\$ 100,000
0410-2006-68290-00000	2020 Street Resurfacing	\$ -	\$ -	\$ 1,000,000	\$ -	\$ -	\$ 1,000,000
0410-2006-68290-00000	2020 Crackfilling	\$ -	\$ -	\$ 100,000	\$ -	\$ -	\$ 100,000
0410-2006-68290-00000	2021 Street Resurfacing	\$ -	\$ -	\$ -	\$ 1,139,000	\$ -	\$ 1,139,000
0410-2006-68290-00000	2021 Crackfilling	\$ -	\$ -	\$ -	\$ 100,000	\$ -	\$ 100,000
0410-2006-68290-00000	2022 Street Resurfacing	\$ -	\$ -	\$ -	\$ -	\$ 1,000,000	\$ 1,000,000
0410-2006-68290-00000	2022 Crackfilling	\$ -	\$ -	\$ -	\$ -	\$ 100,000	\$ 100,000
<b>Total</b>		<b>\$ 500,000</b>	<b>\$ 1,239,000</b>	<b>\$ 1,100,000</b>	<b>\$ 1,239,000</b>	<b>\$ 1,100,000</b>	<b>\$ 5,178,000</b>

### Operational Impact/Other

Less patching of potholes and other road maintenance will be required by the Department of Public Works after the deteriorated pavement is replaced.

**CITY OF WAUKESHA, WISCONSIN**

**5-Year Community Investment Program  
2018-2022**

<b>Department</b>	DPW
<b>Dept. Head</b>	Fred Abadi
<b>Project Contact</b>	Alex Damien
<b>Useful Life</b>	20 Years
<b>Category</b>	Roads
<b>Priority</b>	1 - MUST be done this year. Cannot defer.
<b>Total Project Cost \$ 1,250,000</b>	

<b>Project Name</b>	Concrete Pavement Slab and Joint Repair
---------------------	---

<b>Description</b>
Funding allows for substantial replacement of deteriorated slabs of a concrete paved road, where complete reconstruction of curbs and gutters and drive approaches is not necessary. Useful life is extended by another 25 years. The streets currently planned for this program in 2017 include the following: W. Sunset Drive - Chapman to East of Sentry Drive Sentry Drive - W. Sunset Drive to Philip Drive Delafield Street - Prospect Ave to Moreland Blvd

<b>Justification/ How does this increase service to residents?</b>
The patching of concrete at the proper time, prolongs the life and postpones the much greater expense of reconstruction. Streets in this program are reviewed yearly in order to best use the funding provided.

Fund-Org.-Object-Project	Funding Sources	FY '18	FY '19	FY '20	FY '21	FY '22	Total
0410-2007-49110	10-yr GO Debt	\$ 250,000	\$ 250,000	\$ 250,000	\$ 250,000	\$ 250,000	\$ 1,250,000
<b>Total</b>		<b>\$ 250,000</b>	<b>\$ 250,000</b>	<b>\$ 250,000</b>	<b>\$ 250,000</b>	<b>\$ 250,000</b>	<b>\$ 1,250,000</b>

Fund-Org.-Object-Project	Expenditures	FY '18	FY '19	FY '20	FY '21	FY '22	Total
0410-2007-68290	Concrete Slab & Joint Repair	\$ 250,000	\$ 250,000	\$ 250,000	\$ 250,000	\$ 250,000	\$ 1,250,000
<b>Total</b>		<b>\$ 250,000</b>	<b>\$ 250,000</b>	<b>\$ 250,000</b>	<b>\$ 250,000</b>	<b>\$ 250,000</b>	<b>\$ 1,250,000</b>

<b>Operational Impact/Other</b>
Less patching of potholes and other road maintenance will be required by the Department of Public Works after the deteriorated pavement is replaced.

**CITY OF WAUKESHA, WISCONSIN**

**5-Year Community Investment Program  
2018-2022**

<b>Department</b>	DPW
<b>Dept. Head</b>	Fred Abadi
<b>Project Contact</b>	Alex Damien
<b>Useful Life</b>	30 Years
<b>Category</b>	Roads
<b>Priority</b>	1 - MUST be done this year. Cannot defer.
<b>Total Project Cost \$ 770,000</b>	

<b>Project Name</b>	Alley Reconstruction -- Alley #100
---------------------	------------------------------------

<b>Description</b>
<p>There are 70+ asphalt alleys that were built from 1975 to 1997, and there are 10+ alleys that were built from 1952 to 1960, that are concrete, or concrete with asphalt. These alleys have deteriorated pavement, and are in a condition that is beyond the help of regular maintenance or the resurfacing program. The alleys currently planned for this program in years 2018 to 2022 include the following:</p> <ul style="list-style-type: none"> <li>2018 - Alley #100 - Bordered by Haymarket, School, Oakdale</li> <li>2019 - Alley #42 - Bordered by Grand, Frame, Garfield, Wabash</li> <li>2020 - Alley #63 - Bordered by Charles, James, Newhall, Laflin</li> <li>2020 - Alley #68 - Bordered by McCall, James, College, Charles</li> <li>2021 - Alley #55 - Bordered by Oxford, Windsor, Charles, East</li> <li>2022 - Alley #97 - Bordered by Foxpoint, Oakdale, Wisteria, Sunset</li> </ul>

<b>Justification/ How does this increase service to residents?</b>
<p>The reconstruction of alleys allows the Engineering Department to improve drainage issues, and construct a new pavement structure for the traveling public. The infrastructure being replaced with the Alley Reconstruction Program is well beyond its useful life. Alleys in this program are reviewed yearly in order to best use the funding provided.</p>

Fund-Org.-Object-Project	Funding Sources	FY '18	FY '19	FY '20	FY '21	FY '22	Total
0410-2011-49110	10-yr GO Debt	\$ 145,000	\$ 155,000	\$ 170,000	\$ 125,000	\$ 175,000	\$ 770,000
<b>Total</b>		<b>\$ 145,000</b>	<b>\$ 155,000</b>	<b>\$ 170,000</b>	<b>\$ 125,000</b>	<b>\$ 175,000</b>	<b>\$ 770,000</b>

Fund-Org.-Object-Project	Expenditures	FY '18	FY '19	FY '20	FY '21	FY '22	Total
0410-2011-68290	2018-Alley #100	\$ 145,000	\$ -	\$ -	\$ -	\$ -	\$ 145,000
0410-2011-68290	2019-Alley #42	\$ -	\$ 155,000	\$ -	\$ -	\$ -	\$ 155,000
0410-2011-68290	2020-Alley #63 & 68	\$ -	\$ -	\$ 170,000	\$ -	\$ -	\$ 170,000
0410-2011-68290	2021-Alley #55	\$ -	\$ -	\$ -	\$ 125,000	\$ -	\$ 125,000
0410-2011-68290	2022 - Alley #97	\$ -	\$ -	\$ -	\$ -	\$ 175,000	\$ 175,000
<b>Total</b>		<b>\$ 145,000</b>	<b>\$ 155,000</b>	<b>\$ 170,000</b>	<b>\$ 125,000</b>	<b>\$ 175,000</b>	<b>\$ 770,000</b>

<b>Operational Impact/Other</b>
<p>The existing pavement in the alleys that are slated for reconstruction is greatly deteriorated and requires ongoing maintenance by the Department of Public Works.</p>

**CITY OF WAUKESHA, WISCONSIN**

**5-Year Community Investment Program  
2018-2022**

<b>Department</b>	<b>DPW</b>
<b>Dept. Head</b>	Fred Abadi
<b>Project Contact</b>	Alex Damien
<b>Useful Life</b>	20 Years
<b>Category</b>	Downtown Improvements
<b>Priority</b>	1 - MUST be done this year. Cannot defer.
<b>Total Project Cost \$ 400,000</b>	

<b>Project Name</b>	<b>Upgrade of Historical Lighting / Downtown Light Poles</b>
---------------------	--

**Description**

The project consists of replacement of existing historical street lighting throughout the City. The replacement and upgrading includes; wiring, conduit, pole bases, poles, and fixtures. The fixtures replace existing high-pressure sodium lamps, with new energy-efficient lamps. For the year 2019, we will be replacing all the conduit, wire, bases, poles, and fixtures on Corrina as a continuation of the Buckley project this year. We will also be replacing poles and fixtures at Lot 5, Lot 6, Lot 12, and College between Maple and Grand.

**Justification/ How does this Increase Service to Residents?**

Replacement of existing historical street lights will benefit the residents of Waukesha, by providing nearly maintenance-free lighting over the useful life of the street lights. Currently, throughout the City, there are many existing street lights that are damaged, deteriorated from time, and inefficient. With a continued replacement of the old fixtures, we will provide safe lighting for residents while walking and driving through our City. The new LED fixtures are expected to provide up to 90,000 hours of use, before replacement is needed. Currently, the High Pressure Sodium (HPS) fixtures require changing of the lamps, to remain lit. The expected life of a HPS lamp is only 4,000 hours, or a useful life of 5.5 years. The new LED lamps are environmentally friendly, whereas the HPS lamps do contain hazardous waste, and must be disposed of correctly. The new LED lamps have an instant on or off, whereas the HPS require a warm up time before reaching full brightness. LED lamps provide a cleaner light, with less glare and shadows. The fixture however, is only as effective as the rest of the system. To maintain a complete system, further replacement is needed. Old conduit systems do breakdown over time. This can lead to broken conduits and damaged wires. Broken conduits will let water and debris enter causing major problems when replacing wire because of a damaged or vandalized pole/base. If the wire insulation has deteriorated due to foreign materials, the wire can fail resulting in all street lights at that point and to the end of the circuit failing. Replacing existing poles with new, undamaged and non-corroded poles, prevents damaged poles from falling on people or property, which can result in major injuries due to the size, height, and weight of the pole.

Fund-Org.-Object-Project	Funding Sources	FY '18	FY '19	FY '20	FY '21	FY '22	Total
0410-0025-49110	10-yr GO Debt	\$ -	\$ 100,000	\$ 100,000	\$ 100,000	\$ 100,000	\$ 400,000
<b>Total</b>		<b>\$ -</b>	<b>\$ 100,000</b>	<b>\$ 100,000</b>	<b>\$ 100,000</b>	<b>\$ 100,000</b>	<b>\$ 400,000</b>

Fund-Org.-Object-Project	Expenditures	FY '18	FY '19	FY '20	FY '21	FY '22	Total
0410-0025-68290	Upgrade of Historical Lighting	\$ -	\$ 100,000	\$ 100,000	\$ 100,000	\$ 100,000	\$ 400,000
<b>Total</b>		<b>\$ -</b>	<b>\$ 100,000</b>	<b>\$ 100,000</b>	<b>\$ 100,000</b>	<b>\$ 100,000</b>	<b>\$ 400,000</b>

**Operational Impact/Other**

Operational impacts will be positive. With replacement of existing street lighting in our historical districts, we can greatly cut down our long term maintenance costs. Energy efficient LED lamps provide much longer service lives, with much less interaction and maintenance from City Crews. Every day, citizens and guests use the City walks, day and night. It is our responsibility to provide safe and effective lighting so that all can reach their destinations without incident.

# CITY OF WAUKESHA, WISCONSIN

## 5-Year Community Investment Program 2018-2022

Department	DPW
Dept. Head	Fred Abadi
Project Contact	Alex Damien
Useful Life	45 Years
Category	Flood Mitigation
Priority	1 - MUST be done this year. Cannot defer.

Project Name	City-Wide Flood Mitigation and Improvements -Area 5
--------------	---

**Total Project Cost \$ 7,170,000**

### Description

The City of Waukesha completed a Comprehensive Storm Water Management Plan (SWMP) in 2014. The Plan concentrated on 10 areas throughout the City that had been identified as areas of known flooding. The analysis developed a program of storm water system improvements consisting of 24 prioritized projects, with an estimated cost in excess of \$41,000,000. The Program was adopted by the Common Council on 11/18/2014. Several factors determined the Project priority, but primarily the schedule has been developed to correspond with road reconstruction projects.

2018 - Construction Planned for Area 5 - Upsize the conveyance system from Lawndale & Hine to Moreland and American.

2019 - Construction Planned for Area 1 & 2. - Upsize culverts along Rolling Ridge Dr and storm sewer crossing University Dr.

2020 - Construction Planned for Area 5 - Upsize the conveyance system from Moreland and American to Woodfield Park

2021-22 - There are several "High Priority" projects that will continue to move forward but are always subject to change. Areas currently planned for additional planning and design include: Construction planned for Area 7 - Summit Ave. west of Grandview Blvd. Cost Estimates are developed and refined as design proceeds.

### Justification/ How does this Increase Service to Residents?

These planned projects will mitigate flooding of streets and help prevent flooding of buildings during severe rainfall events.

Fund-Org.-Object-Project	Funding Sources	FY '18	FY '19	FY '20	FY '21	FY '22	Total
0410-0041-49110	10-yr GO Debt	\$ 1,232,000	\$ 1,335,000	\$ 1,603,000	\$ 1,500,000	\$ 1,500,000	\$ 7,170,000
<b>Total</b>		<b>\$ 1,232,000</b>	<b>\$ 1,335,000</b>	<b>\$ 1,603,000</b>	<b>\$ 1,500,000</b>	<b>\$ 1,500,000</b>	<b>\$ 7,170,000</b>

Fund-Org.-Object-Project	Expenditures	FY '18	FY '19	FY '20	FY '21	FY '22	Total
0410-0041-68290	Constr.- Area 5	\$ 1,132,000	\$ -	\$ -	\$ -	\$ -	\$ 1,132,000
0410-0041-68290	Design	\$ 100,000	\$ -	\$ -	\$ -	\$ -	\$ 100,000
0410-0041-68290	Constr.-Area 1 & 2	\$ -	\$ 1,235,000	\$ -	\$ -	\$ -	\$ 1,235,000
0410-0041-68290	Design	\$ -	\$ 100,000	\$ -	\$ -	\$ -	\$ 100,000
0410-0041-68290	Constr.-Area 5	\$ -	\$ -	\$ 1,503,000	\$ -	\$ -	\$ 1,503,000
0410-0041-68290	Design	\$ -	\$ -	\$ 100,000	\$ -	\$ -	\$ 100,000
0410-0041-68290	2021 - Area 7	\$ -	\$ -	\$ -	\$ 1,500,000	\$ -	\$ 1,500,000
0410-0041-68290	2022 - Area 3	\$ -	\$ -	\$ -	\$ -	\$ 1,500,000	\$ 1,500,000
<b>Total</b>		<b>\$ 1,232,000</b>	<b>\$ 1,335,000</b>	<b>\$ 1,603,000</b>	<b>\$ 1,500,000</b>	<b>\$ 1,500,000</b>	<b>\$ 7,170,000</b>

### Operational Impact/Other

Projects will create significant improvement to the health and safety of residents, as well as the traveling public. Flood mitigation improves overall operations by reducing property damage and debris management.

## CITY OF WAUKESHA, WISCONSIN

### 5-Year Community Investment Program 2018-2022

Department	DPW
Dept. Head	Fred Abadi
Project Contact	Alex Damien
Useful Life	25 Years
Category	Traffic Signals
Priority	1 - MUST be done this year. Cannot defer.
<b>Total Project Cost \$ 1,320,000</b>	

<b>Project Name</b>	<b>Traffic Signal Upgrade Construction</b>
---------------------	--

**Description**

The City of Waukesha owns and maintains 66 traffic signals. Some of the traffic signals have fallen into disrepair, or have significant maintenance issues, or have outdated technology that requires replacement. Every year, the City tries to upgrade at least one traffic signal. A traffic signal upgrade generally involves replacing underground conduits, wiring, controller units, communication devices, deteriorated arms or poles, deteriorated and outdated signal heads. Generally, bases, poles and other structural items are still in good condition and are left in place. A typical useful life of traffic signal electronic and communication components are typically 20 years, but the remaining infrastructure generally lasts up to 35 years. During the life cycle of a typical city street, say 50 years, a traffic signal, in it's entirety, will be replaced when the street is reconstructed, but interim upgrades are needed in the 20 year timeframe. In 2018, Staff proposes, in conjunction with street resurfacing work on Grandview and on Madison Street, the existing traffic signal at N. Grandview & Madison will be upgraded with new underground conduits, wiring, control system and detection. Remaining poles are more recent and do not need to be repaired. We also plan to replace the existing outdated All Way stop flasher system on Grandview & Michigan with a new flasher system.

**Justification/ How does this Increase Service to Residents?**

Upgrading traffic signals allows for the City to replace outdated traffic signal equipment, and other technologies in order to keep the signal system operating efficiently for both vehicle traffic and pedestrian traffic.

Fund-Obj.-Project	Funding Sources	FY '18	FY '19	FY '20	FY '21	FY '22	Total
0410-0052-49110-00000	10-yr GO Debt	\$ 150,000	\$ 70,000	\$ 180,000	\$ 520,000	\$ 400,000	\$ 1,320,000
<b>Total</b>		<b>\$ 150,000</b>	<b>\$ 70,000</b>	<b>\$ 180,000</b>	<b>\$ 520,000</b>	<b>\$ 400,000</b>	<b>\$ 1,320,000</b>

Fund-Obj.-Project	Expenditures	FY '18	FY '19	FY '20	FY '21	FY '22	Total
0410-0052-68290-00000	N. Grandview & Madison St	\$ 150,000	\$ -	\$ -	\$ -	\$ -	\$ 150,000
0410-0052-68290-00000	N. Grandview Blvd. & Woodburn Road	\$ -	\$ 35,000	\$ -	\$ -	\$ -	\$ 35,000
0410-0052-68290-00000	N. Grandview Blvd. & Meadow Lane	\$ -	\$ 35,000	\$ -	\$ -	\$ -	\$ 35,000
0410-0052-68290-00000	NW Barstow & Bank Street	\$ -	\$ -	\$ -	\$ 160,000	\$ -	\$ 160,000
0410-0052-68290-00000	N Barstow & W. Main Street	\$ -	\$ -	\$ -	\$ 180,000	\$ -	\$ 180,000
0410-0052-68290-00000	N Barstow & South Street	\$ -	\$ -	\$ -	\$ 180,000	\$ -	\$ 180,000
0410-0052-68290-00000	W. St. Paul & N. Prairie Ave	\$ -	\$ -	\$ 180,000	\$ -	\$ -	\$ 180,000
0410-0052-68290-00000	W. Main St. & N. East Ave. & Perkins Ave	\$ -	\$ -	\$ -	\$ -	\$ 400,000	\$ 400,000
<b>Total</b>		<b>\$ 150,000</b>	<b>\$ 70,000</b>	<b>\$ 180,000</b>	<b>\$ 520,000</b>	<b>\$ 400,000</b>	<b>\$ 1,320,000</b>

**Operational Impact/Other**

Upgrading traffic signals that are out of date or unmaintainable will reduce maintenance calls and time spent on trouble shooting old equipment. For all the intersections listed in the upgrade, the underground conduits and wiring are damaged and cannot be repaired. Replacing the damaged and other outdated items will allow staff to better maintain and operate the signal into the future, and provide a progressively coordinated signal corridor that greatly benefits traffic flow. Upgrading the signal interconnect communication lines are vital to allow Engineering Staff to continuously update the signal timing patterns from our Public Works Office, and provide a better level of signal operations.

**CITY OF WAUKESHA, WISCONSIN**

**5-Year Community Investment Program  
2018-2022**

<b>Department</b>	DPW
<b>Dept. Head</b>	Fred Abadi
<b>Project Contact</b>	Alex Damien
<b>Useful Life</b>	25 Years
<b>Category</b>	Traffic Signals
<b>Priority</b>	1 - MUST be done this year. Cannot defer.
<b>Total Project Cost \$ 1,000,000</b>	

<b>Project Name</b>	New Traffic Signal Construction
---------------------	---------------------------------

**Description**

The City of Waukesha owns and maintains 65 traffic signals. Generally, each year, the City replaces a traffic signal with all new construction or adds a traffic signal where one does not exist currently. A traffic signal is constructed only if a traffic study is done to warrant its installation. In 2018 a new traffic signal may be installed at Northview Road & University Drive with the planned reconstruction of Northview Road if it is determined a traffic signal is warranted.

**Justification/ How does this Increase Service to Residents?**

The installation of new traffic signals benefits the public by providing a safe and efficient way to keep traffic flowing, and allow for pedestrians to cross streets. Generally, the City installs a new traffic signal or replaces an old unmaintainable signal, with a new one each year.

Fund-Org.-Object-Project	Funding Sources	FY '18	FY '19	FY '20	FY '21	FY '22	Total
0410-0050-49110-00000	10-yr GO Debt	\$ 200,000	\$ 200,000	\$ 200,000	\$ 200,000	\$ 200,000	\$ 1,000,000
<b>Total</b>		<b>\$ 200,000</b>	<b>\$ 200,000</b>	<b>\$ 200,000</b>	<b>\$ 200,000</b>	<b>\$ 200,000</b>	<b>\$ 1,000,000</b>

Fund-Org.-Object-Project	Expenditures	FY '18	FY '19	FY '20	FY '21	FY '22	Total
0410-0050-68290-00000	Signal @ Northview and University	\$ 200,000	\$ -	\$ -	\$ -	\$ -	\$ 200,000
0410-0050-68290-00000	Potential New Signal 2019	\$ -	\$ 200,000	\$ -	\$ -	\$ -	\$ 200,000
0410-0050-68290-00000	Signal @ Prairie & College	\$ -	\$ -	\$ 200,000	\$ -	\$ -	\$ 200,000
0410-0050-68290-00000	Potential New Signals 2021-2022	\$ -			\$ 200,000	\$ 200,000	\$ 400,000
<b>Total</b>		<b>\$ 200,000</b>	<b>\$ 200,000</b>	<b>\$ 200,000</b>	<b>\$ 200,000</b>	<b>\$ 200,000</b>	<b>\$ 1,000,000</b>

**Operational Impact/Other**

The City maintains all traffic signals under its jurisdiction. Addition of one more traffic signal will require minimal increase in maintenance effort or expenditure of maintenance funds.



**CITY OF WAUKESHA, WISCONSIN**

**5-Year Community Investment Program  
2018-2022**

<b>Department</b>	DPW
<b>Dept. Head</b>	Fred Abadi
<b>Project Contact</b>	Alex Damien
<b>Useful Life</b>	30 Years
<b>Category</b>	Roads
<b>Priority</b>	1 - MUST be done this year. Cannot defer.
<b>Total Project Cost \$ 6,131,200</b>	

<b>Project Name</b>	Projects with Federal & State Funding - STP
---------------------	---

<b>Description</b>
This program involves reconstruction and bridge rehabilitation projects that involve Federal and State Funds. In 2017, the City will submit applications for Surface Transportation Program (STP) funding in 2018, 2019, 2020 for the following projects: Reconstruction of St. Paul Avenue - Mountain Avenue to Madison Street Reconstruction of Madison Street - Ann St to Madison Street Bridge Rehabilitation of Madison Street Bridge Rehabilitation of Prairie Avenue Bridge

<b>Justification/ How does this Increase Service to Residents?</b>
The reconstruction projects will provide a new pavement structure for the traveling public, and updates to curb ramps to meet current ADA standards. The projects will also improve intersection movements, improve drainage issues and upgrade traffic signals. The bridge rehabilitation project will provide a concrete overlay for the entire bridge deck, replace approach slabs, and patch road pavement near the bridge area. STP projects have a cost share that is 80% Federal funding, and 20% City Funding.

Fund-Org.-Object-Project	Funding Sources	FY '18	FY '19	FY '20	FY '21	FY '22	Total
0410-0002-49110-00000	10-yr GO Debt - 20% **	\$ 67,320	\$ 24,700	\$ 709,400	\$ -	\$ -	\$ 801,420
0410-0002-49110-00000	10-yr GO Debt - Non-Qual. **	\$ 67,320	\$ 24,700	\$ 709,400	\$ -	\$ -	\$ 801,420
Not Shown in MUNIS	WISDOT STP Funding	\$ 538,560	\$ 197,600	\$ 3,792,200	\$ -	\$ -	\$ 4,528,360
<b>Total</b>		<b>\$ 673,200</b>	<b>\$ 247,000</b>	<b>\$ 5,211,000</b>	<b>\$ -</b>	<b>\$ -</b>	<b>\$ 6,131,200</b>

Fund-Org.-Object-Project	Expenditures	FY '18	FY '19	FY '20	FY '21	FY '22	Total
0410-0002-68290-00000	STP - St. Paul Avenue **	\$ 104,640	\$ 46,400	\$ 1,315,000	\$ -	\$ -	\$ 1,466,040
0410-0002-68290-00000	STP - Madison St Bridge **	\$ 15,000	\$ 2,000	\$ 61,800	\$ -	\$ -	\$ 78,800
0410-0002-68290-00000	STP - Prairie Ave Bridge **	\$ 15,000	\$ 1,000	\$ 42,000	\$ -	\$ -	\$ 58,000
Not Shown in MUNIS	WISDOT STP	\$ 538,560	\$ 197,600	\$ 3,792,200	\$ -	\$ -	\$ 4,528,360
<b>Total</b>		<b>\$ 673,200</b>	<b>\$ 247,000</b>	<b>\$ 5,211,000</b>	<b>\$ -</b>	<b>\$ -</b>	<b>\$ 6,131,200</b>

\*\* Only 20% City share will be shown in MUNIS, along with Non-Qualifying share, which is 100% City-funded. \*\*

<b>Operational Impact/Other</b>
Less patching of potholes and other road maintenance will be required by the Department of Public Works after the deteriorated pavement is replaced. The existing traffic signals will be replaced with new infrastructure that will also require less maintenance.

**CITY OF WAUKESHA, WISCONSIN**

**5-Year Community Investment Program  
2018-2022**

<b>Department</b>	DPW
<b>Dept. Head</b>	Fred Abadi
<b>Project Contact</b>	Alex Damien
<b>Useful Life</b>	30 Years
<b>Category</b>	Roads
<b>Priority</b>	2 - SHOULD be done this year for optimal performance or savings.
<b>Total Project Cost \$ 1,000,000</b>	

<b>Project Name</b>	North Street & W. St. Paul Avenue 2 Way Conversion
---------------------	--

**Description**

In 2017, Staff had concluded a study that examined the conversion of the existing one-way pair street system to a two-way street system. The proposed conversion would change the traffic flow on St. Paul Avenue and on North Street from Wisconsin Avenue to Albert Street. The work will generally consist of modifications to 4 existing traffic signals, removal and placement of new pavement markings, a new traffic signal at St. Paul & Albert Street, new signing, upgrades for ADA at curb ramps and installation of a connector roadway from North Street to St. Paul. In order to complete the conversion, staff estimates a total of \$1,000,000 to complete the project which includes engineering design costs.

**Justification/ How does this Increase Service to Residents?**

The conversion of St. Paul and North Street corridors to a two way street system will provide more opportunities for residents to travel in more directions, get to and from their destinations more efficiently, will provide a more direct route to downtown which benefits visitors and will provide more opportunities to improve businesses on North Street which will benefit from two way traffic.

Fund-Obj-Project	Funding Sources	FY '18	FY '19	FY '20	FY '21	FY '22	Total
0410-0052-49110-00000	10-yr GO Debt	\$ -	\$ 1,000,000	\$ -	\$ -	\$ -	\$ 1,000,000
<b>Total</b>		\$ -	\$ 1,000,000	\$ -	\$ -	\$ -	\$ 1,000,000

Fund-Obj-Project	Expenditures	FY '18	FY '19	FY '20	FY '21	FY '22	Total
0410-0052-68290-00000	St. Paul / North St. Two Way Conversion	\$ -	\$ 1,000,000	\$ -	\$ -	\$ -	\$ 1,000,000
<b>Total</b>		\$ -	\$ 1,000,000	\$ -	\$ -	\$ -	\$ 1,000,000

**Operational Impact/Other**

This corridor conversion project will add a new traffic signal to maintain and a 800 foot stretch of new roadway to connect North Street to St. Paul.

## CITY OF WAUKESHA, WISCONSIN

### 5-Year Community Investment Program 2018-2022

Department	DPW
Dept. Head	Fred Abadi
Project Contact	Alex Damien
Useful Life	45 Years
Category	OTHER
Priority	2 - SHOULD be done this year for optimal performance or savings.
<b>Total Project Cost \$ 375,000</b>	

<b>Project Name</b>	Storm Sewer Extension Projects
---------------------	--------------------------------

#### Description

This project involves the installation of storm sewers to alleviate localized drainage issues that are not addressed by the Storm Sewer Flood Mitigation Program. These areas have problems with water running down the street, over the sidewalk, or collecting in localized low points which causes accelerated deterioration to the pavement as well as maintenance and safety issues due to standing water and ice building up. Where possible, projects would be scheduled to be completed with other work scheduled at these locations.

Project areas include Fox River Pkwy, Comanche Ln, W Sunset Dr, N Moreland Blvd, Madison St, Carriage Dr, Sussex Ln, Pilgrim Cir, Greenmeadow Dr, Michigan Ave, and Cobblestone Ct.

#### Justification/ How does this Increase Service to Residents?

The extension of storm sewers would allow for the collection of surface water at these locations and piping it away alleviating the maintenance and safety issues.

Fund-Org.-Object-Project	Funding Sources	FY '18	FY '19	FY '20	FY '21	FY '22	Total
0410-0041-49110	10-yr GO Debt	\$ 75,000	\$ 75,000	\$ 75,000	\$ 75,000	\$ 75,000	\$ 375,000
<b>Total</b>		<b>\$ 75,000</b>	<b>\$ 75,000</b>	<b>\$ 75,000</b>	<b>\$ 75,000</b>	<b>\$ 75,000</b>	<b>\$ 375,000</b>

Fund-Org.-Object-Project	Expenditures	FY '18	FY '19	FY '20	FY '21	FY '22	Total
0410-0041-68290	Storm Sewer Extension Projects	\$ 75,000	\$ 75,000	\$ 75,000	\$ 75,000	\$ 75,000	\$ 375,000
<b>Total</b>		<b>\$ 75,000</b>	<b>\$ 75,000</b>	<b>\$ 75,000</b>	<b>\$ 75,000</b>	<b>\$ 75,000</b>	<b>\$ 375,000</b>

#### Operational Impact/Other

The extension of storm sewers would result in a positive operation impact extending the life of the pavement and reducing the need for City staff to remove ice buildups during the winter.

**CITY OF WAUKESHA, WISCONSIN**

**5-Year Community Investment Program  
2018-2022**

<b>Department</b>	DPW
<b>Dept. Head</b>	Fred Abadi
<b>Project Contact</b>	Alex Damien
<b>Useful Life</b>	15 Years
<b>Category</b>	Buildings
<b>Priority</b>	3 - Would enhance operations, but not mandatory.
<b>Total Project Cost \$ 150,000</b>	

<b>Project Name</b>	Municipal Garage CMU Wall Repair
---------------------	----------------------------------

<b>Description</b>	The CMU Roof Walls need to be tuckpointed, repaired and sealed.
--------------------	---

<b>Justification/ How does this Increase Service to Residents?</b>	During the 2016 Municipal Garage Roof Repair it was determined that there is a leak that is being caused from deterioration to the upper parapet CMU walls on the roof. A portion of the wall will be repaired in 2017 but the wall is around the entire perimeter of the garage. The garage roof system contains 13 individual roofs. The Roof System has been repaired over the last 7 years, but the walls have not been addressed. Roof systems are critical to the useful life cycle of a building facility. Repairs must be made to protect the insulation in a built-up roofing system. The repair and sealant of these wall systems would extend the useful life of the roof and the building facility. The is a contiuation of the wall repair and will required to be done in phases.
--	---

Fund-Org.-Object-Project	Funding Sources	FY '18	FY '19	FY '20	FY '21	FY '22	Total
0420-3124-49110	10-yr GO Debt	\$ -	\$ 75,000	\$ 75,000	\$ -	\$ -	\$ 150,000
<b>Total</b>		\$ -	\$ 75,000	\$ 75,000	\$ -	\$ -	\$ 150,000

Fund-Org.-Object-Project	Expenditures	FY '18	FY '19	FY '20	FY '21	FY '22	Total
0420-3124-68220	Municipal Garage Roof Repair & Wall repair	\$ -	\$ 75,000	\$ 75,000	\$ -	\$ -	\$ 150,000
<b>Total</b>		\$ -	\$ 75,000	\$ 75,000	\$ -	\$ -	\$ 150,000

<b>Operational Impact/Other</b>	Operational impacts will be positive. This replacement will extend the useful life of the roofing system and building facility, thus extending the life of the facility.
---------------------------------	--

**CITY OF WAUKESHA, WISCONSIN**

**5-Year Community Investment Program  
2018-2022**

<b>Department</b>	<b>DPW</b>
<b>Dept. Head</b>	Fred Abadi
<b>Project Contact</b>	Alex Damien
<b>Useful Life</b>	20 Years
<b>Category</b>	OTHER
<b>Priority</b>	2 - SHOULD be done this year for optimal performance or savings.
<b>Total Project Cost \$ 250,000</b>	

<b>Project Name</b>	<b>City Wide Emergency Vehicle Preemption (EVP) Upgrade and Replacement</b>
---------------------	---

**Description**

In the early 1990's, the city obtained a grant from the Department of Transportation to install emergency vehicle preemption (EVP) systems at all signalized intersections in the City. The traffic preemption system allows fire and police vehicles to safely and efficiently respond to emergencies within our community. The City has 68 signalized intersections under its jurisdiction and all have an EVP system that provides preemption of the traffic signal cycle to allow for passage of emergency vehicles under a green light. In addition to City owned signalized intersections, 23 traffic signals along state highways and 12 on Waukesha County highways also have an EVP system that is maintained by the City. In the case of traffic signals owned by WisDOT or the County, the City has a maintenance agreement with those entities that requires the City to maintain the EVP systems. In this request, the City is proposing to provide much needed upgrades and replacement of EVP systems located at 40 City owned intersections, 8 intersections under County jurisdiction and 14 intersections under Wisconsin DOT jurisdiction. The number of intersections and required improvements are based on an evaluation of each of the signalized intersections by the engineering division by request from the Fire Department. The initial request is \$150,000 for 2018 to complete a significant number of needed upgrades and repairs to the EVP systems at 62 intersections. In subsequent years, an amount of \$25,000 is requested to proactively upgrade the EVP equipment at other intersections that were not upgraded in 2018.

**Justification/ How does this Increase Service to Residents?**

Many of those original EVP systems are past their service life and have become unreliable. The maintenance budget does not allow for all the needed upgrades to be completed, resulting in intersection controls not functioning properly for emergency vehicles.

The importance of these systems has increased greatly as our population and traffic within the community has increased. A capital investment is now needed to upgrade our system and return it to a functioning system that can be maintained by City staff as defects are identified. A recent survey by Fire Department personnel found that approximately 60% of our signalized intersections are currently in need of repair and/or upgrading of control hardware.

Fund-Org.-Object-Project	Funding Sources	FY '18	FY '19	FY '20	FY '21	FY '22	Total
0410-0052-49110-00000	10-yr GO Debt	\$ 150,000	\$ 25,000	\$ 25,000	\$ 25,000	\$ 25,000	\$ 250,000
<b>Total</b>		<b>\$ 150,000</b>	<b>\$ 25,000</b>	<b>\$ 25,000</b>	<b>\$ 25,000</b>	<b>\$ 25,000</b>	<b>\$ 250,000</b>

Fund-Org.-Object-Project	Expenditures	FY '18	FY '19	FY '20	FY '21	FY '22	Total
0410-0052-68290-00000	City Wide EVP System Upgrades and Replacements	\$ 150,000	\$ 25,000	\$ 25,000	\$ 25,000	\$ 25,000	\$ 250,000
<b>Total</b>		<b>\$ 150,000</b>	<b>\$ 25,000</b>	<b>\$ 25,000</b>	<b>\$ 25,000</b>	<b>\$ 25,000</b>	<b>\$ 250,000</b>

**Operational Impact/Other**

Failure to properly upgrade and maintain our EVP system places first responders and the public at greater risk of accidents occurring at controlled intersections.

**CITY OF WAUKESHA, WISCONSIN**

**5-Year Community Investment Program  
2018-2022**

<b>Department</b>	DPW
<b>Dept. Head</b>	Fred Abadi
<b>Project Contact</b>	Alex Damien
<b>Useful Life</b>	10 Years
<b>Category</b>	OTHER
<b>Priority</b>	1 - MUST be done this year. Cannot defer.
<b>Total Project Cost \$ 35,000</b>	

<b>Project Name</b>	West Avenue Landfill Equipment and Piping Upgrade
---------------------	---

**Description**  
 The West Avenue landfill has a DNR requirement for the removal of methane that builds up from the waste. The system is required to operate 24 hours per day every day of the year. This system must be maintained to allow the desired operation of the system.

**Justification/ How does this increase service to residents?**  
 The Landfill is 15 years old. At this age, the mechanical and piping system need to be scheduled for routine maintenance. At this time the City is aware there is a need to upgrade a pump and plans on requesting approval of a change to the blower to enable it not to run 24/7, thus reducing the electric usage. Piping also begins to sag, which increases the operation of the piping system causing need for repair.

Fund-Org.-Object-Project	Funding Sources	FY '18	FY '19	FY '20	FY '21	FY '22	Total
0420-7190-49110	10-yr GO Debt	\$ 35,000	\$ -	\$ -	\$ -	\$ -	\$ 35,000
<b>Total</b>		<b>\$ 35,000</b>	<b>\$ -</b>	<b>\$ -</b>	<b>\$ -</b>	<b>\$ -</b>	<b>\$ 35,000</b>

Fund-Org.-Object-Project	Expenditures	FY '18	FY '19	FY '20	FY '21	FY '22	Total
0420-7190-68290	West Avenue Other Capital Improvements	\$ 35,000	\$ -	\$ -	\$ -	\$ -	\$ 35,000
<b>Total</b>		<b>\$ 35,000</b>	<b>\$ -</b>	<b>\$ -</b>	<b>\$ -</b>	<b>\$ -</b>	<b>\$ 35,000</b>

**Operational Impact/Other**  
 Upgrading and maintaining the Landfill Gas Recovery System is a requirement of the DNR.

**CITY OF WAUKESHA, WISCONSIN**

**5-Year Community Investment Program  
2018-2022**

<b>Department</b>	DPW - Engineering
<b>Dept. Head</b>	Fred Abadi
<b>Project Contact</b>	Alex Damien
<b>Useful Life</b>	10 Years
<b>Category</b>	Flood Mitigation
<b>Priority</b>	2 - SHOULD be done this year for optimal performance or savings.
<b>Total Project Cost \$ 15,000</b>	

<b>Project Name</b>	Saratoga Dam Repair
---------------------	---------------------

<b>Description</b>	Leaking Joints between the spillway and left training wall and leaking joints on right abutment must be repaired.
--------------------	---

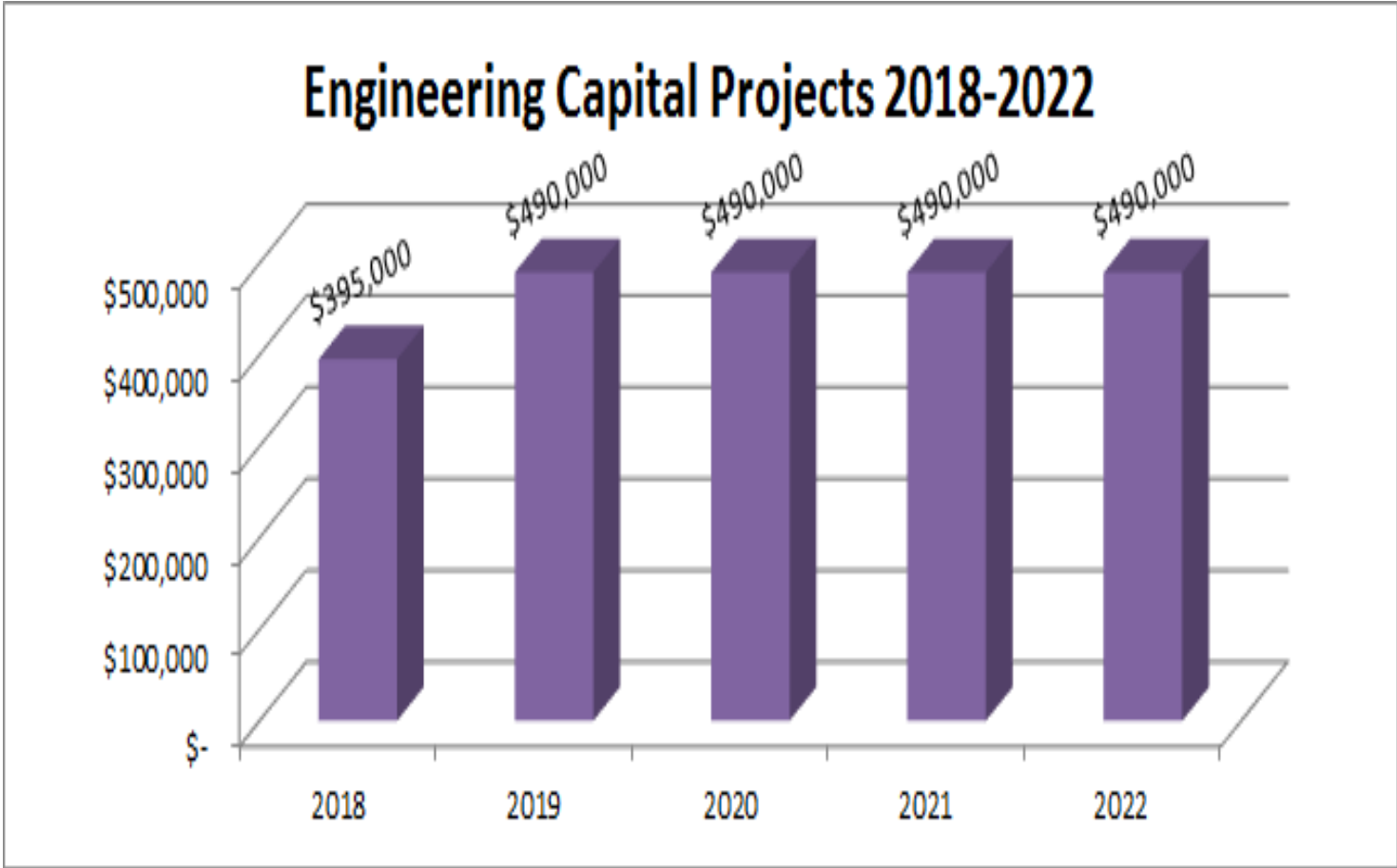
<b>Justification/ How does this Increase Service to Residents?</b>	The 2010 Inspection report on the Saratoga Dam concluded the City should monitor the leakage at the right abutment. It also concluded the leaking joints between the spillway and left training wall, and the spillway apron and stoplog structure should be cleaned out and filled with cement mortar. These repairs will extend the life of the Dam and should be completed in 2018.
--	--

Fund-Org.-Object-Project	Funding Sources	FY '18	FY '19	FY '20	FY '21	FY '22	Total
0410-0041-49110	10-yr GO Debt	\$ 15,000	\$ -	\$ -	\$ -	\$ -	\$ 15,000
	<b>Total</b>	<b>\$ 15,000</b>	<b>\$ -</b>	<b>\$ -</b>	<b>\$ -</b>	<b>\$ -</b>	<b>\$ 15,000</b>

Fund-Org.-Object-Project	Expenditures	FY '18	FY '19	FY '20	FY '21	FY '22	Total
0410-0041-68290	Storm Sewer Rehab	\$ 15,000	\$ -	\$ -	\$ -	\$ -	\$ 15,000
	<b>Total</b>	<b>\$ 15,000</b>	<b>\$ -</b>	<b>\$ -</b>	<b>\$ -</b>	<b>\$ -</b>	<b>\$ 15,000</b>

<b>Operational Impact/Other</b>	The Saratoga Dam is owned by the City and it is the City's responsibility to keep this low hazardous dam structurally stable.
---------------------------------	---

# MAJOR CAPITAL PROJECTS ENGINEERING



Engineering Major Capital Projects 2018-2022						
Project Name	2018	2019	2020	2021	2022	Total
Concrete & Asphalt Street Repair	\$ 100,000	\$ 100,000	\$ 100,000	\$ 100,000	\$ 100,000	\$ 500,000
Bridge Inspection & Repair	70,000	50,000	50,000	50,000	50,000	270,000
Sidewalk Replacement - City Funded	100,000	215,000	215,000	215,000	215,000	960,000
Sidewalk Replacement - Spec. Assessments	120,000	120,000	120,000	120,000	120,000	600,000
Street Light Upgrades	5,000	5,000	5,000	5,000	5,000	25,000
<b>Engineering Total</b>	<b>\$ 395,000</b>	<b>\$ 490,000</b>	<b>\$ 490,000</b>	<b>\$ 490,000</b>	<b>\$ 490,000</b>	<b>\$ 2,355,000</b>



**CITY OF WAUKESHA, WISCONSIN**

**5-Year Community Investment Program  
2018-2022**

<b>Department</b>	DPW - Engineering
<b>Dept. Head</b>	Fred Abadi
<b>Project Contact</b>	Alex Damien
<b>Useful Life</b>	25 Years
<b>Category</b>	Roads
<b>Priority</b>	1 - MUST be done this year. Cannot defer.
<b>Total Project Cost \$ 500,000</b>	

<b>Project Name</b>	Concrete & Asphalt Street Repair
---------------------	----------------------------------

<b>Description</b>	Funding allows for replacement of deteriorated sections of asphalt and concrete roads where complete reconstruction of curbs and gutters and drive approaches is not necessary. Useful life is extended by another 25 years.
--------------------	--

<b>Justification/ How does this increase Service to Residents?</b>	The patching of asphalt and concrete roads at the proper time, prolongs the life and postpones the much greater expense of reconstruction. Streets in this Program are reviewed yearly in order to best use the funding provided.
--	---

Fund-Obj-Project	Funding Sources	FY '18	FY '19	FY '20	FY '21	FY '22	Total
0400-8001-43260	Utility Permit Fees	\$ 100,000	\$ 100,000	\$ 100,000	\$ 100,000	\$ 100,000	\$ 500,000
	<b>Total</b>	<b>\$ 100,000</b>	<b>\$ 100,000</b>	<b>\$ 100,000</b>	<b>\$ 100,000</b>	<b>\$ 100,000</b>	<b>\$ 500,000</b>

Fund-Obj-Project	Expenditures	FY '18	FY '19	FY '20	FY '21	FY '22	Total
0400-8001-68290	Concrete & Asph. Street Repair	\$ 100,000	\$ 100,000	\$ 100,000	\$ 100,000	\$ 100,000	\$ 500,000
	<b>Total</b>	<b>\$ 100,000</b>	<b>\$ 100,000</b>	<b>\$ 100,000</b>	<b>\$ 100,000</b>	<b>\$ 100,000</b>	<b>\$ 500,000</b>

<b>Operational Impact/Other</b>	Less patching of potholes and other road maintenance will be required by the Department of Public Works after the deteriorated pavement is replaced.
---------------------------------	--

**CITY OF WAUKESHA, WISCONSIN**

**5-Year Community Investment Program  
2018-2022**

<b>Department</b>	DPW - Engineering
<b>Dept. Head</b>	Fred Abadi
<b>Project Contact</b>	Alex Damien
<b>Useful Life</b>	10 Years
<b>Category</b>	Bridges
<b>Priority</b>	1 - MUST be done this year. Cannot defer.
<b>Total Project Cost \$ 270,000</b>	

<b>Project Name</b>	Bridge Inspection & Repair
---------------------	----------------------------

<b>Description</b>	Funding allows for the mandatory inspections and routine maintenance that is required on the City's bridges. Approximately \$10,000 of the requested funds are for mandatory bridge inspections.
--------------------	--

<b>Justification/ How does this Increase Service to Residents?</b>	<p>The maintenance of bridges at the proper time, prolongs the life and postpones the much greater expense of reconstruction. Bridges in this Program are reviewed yearly in order to best use the funding provided. The bridges currently planned for this program include the following:</p> <ul style="list-style-type: none"> <li>2018 - W/B Moreland Blvd</li> <li>2019 - Barstow St</li> <li>2020 - Madison St</li> <li>2021 - Sunset Dr</li> <li>2022 - Prairie Ave</li> <li>2023 - Wisconsin Ave</li> <li>2024 - E/B Moreland Blvd</li> </ul> <p>The requested increase for 2018 is due to the W/B Moreland Blvd bridge being slated for next year which has a larger surface area requiring more cleaning, patching, crackfilling and sealing. In 2017, the E/B Moreland Bridge project bid came in at \$53,735 and that bridge has less surface area than the W/B Bridge.</p>
--	---

Fund-Org.-Object-Project	Funding Sources	FY '18	FY '19	FY '20	FY '21	FY '22	Total
0400-8010-42210	State Shared Revenue	\$ 70,000	\$ 50,000	\$ 50,000	\$ 50,000	\$ 50,000	\$ 270,000
	<b>Total</b>	<b>\$ 70,000</b>	<b>\$ 50,000</b>	<b>\$ 50,000</b>	<b>\$ 50,000</b>	<b>\$ 50,000</b>	<b>\$ 270,000</b>

Fund-Org.-Object-Project	Expenditures	FY '18	FY '19	FY '20	FY '21	FY '22	Total
0400-8010-68290	Bridge Inspection & Repair	\$ 70,000	\$ 50,000	\$ 50,000	\$ 50,000	\$ 50,000	\$ 270,000
	<b>Total</b>	<b>\$ 70,000</b>	<b>\$ 50,000</b>	<b>\$ 50,000</b>	<b>\$ 50,000</b>	<b>\$ 50,000</b>	<b>\$ 270,000</b>

<b>Operational Impact/Other</b>	Maintenance of the bridges will extend the life.
---------------------------------	--

**CITY OF WAUKESHA, WISCONSIN**

**5-Year Community Investment Program  
2018-2022**

<b>Department</b>	DPW - Engineering
<b>Dept. Head</b>	Fred Abadi
<b>Project Contact</b>	Alex Damien
<b>Useful Life</b>	10 Years
<b>Category</b>	Roads
<b>Priority</b>	2 - SHOULD be done this year for optimal performance or savings.
<b>Total Project Cost \$ 960,000</b>	

<b>Project Name</b>	Sidewalk Replacement - City Funded
---------------------	------------------------------------

<b>Description</b>	Funding allows for the replacement of sidewalk in locations that City trees have caused the sidewalk to be condemned as well as other City owned sidewalk.
--------------------	--

<b>Justification/ How does this Increase Service to Residents?</b>	<p>This project will allow the City to continue the maintenance program for the replacement of sidewalk the City is responsible for the majority of which are tree damaged sidewalk.</p> <p>The requested increase for 2019 for this item is due to the large backlog (approx 140,000 Sq. Ft.) of sidewalk that has been damaged by City trees that is in need of repair. This project has been funded at \$150,000 per year in the past which allows the City to replace approximately 10% (approx. 14,000 Sq. Ft.) of the current tree damaged walk in a year. If we continue at this rate, this backlog will never be eliminated. Having a repair cycle this long is of great concern to residents and causes a large amount of maintenance work for City DPW to maintain temporary asphalt patches. Increasing this budget to \$215,000 in future years will allow the City to replace tree damaged sidewalk with a 5 year cycle around the City vs. a 10 year cycle.</p>
--	---

Fund-Org.-Object-Project	Funding Sources	FY '18	FY '19	FY '20	FY '21	FY '22	Total
0400-8031-42210	State Shared Revenue	\$ 100,000	\$ 215,000	\$ 215,000	\$ 215,000	\$ 215,000	\$ 960,000
<b>Total</b>		<b>\$ 100,000</b>	<b>\$ 215,000</b>	<b>\$ 215,000</b>	<b>\$ 215,000</b>	<b>\$ 215,000</b>	<b>\$ 960,000</b>

Fund-Org.-Object-Project	Expenditures	FY '18	FY '19	FY '20	FY '21	FY '22	Total
0400-8031-68290	City Sidewalk Replacement	\$ 100,000	\$ 215,000	\$ 215,000	\$ 215,000	\$ 215,000	\$ 960,000
<b>Total</b>		<b>\$ 100,000</b>	<b>\$ 215,000</b>	<b>\$ 215,000</b>	<b>\$ 215,000</b>	<b>\$ 215,000</b>	<b>\$ 960,000</b>

<b>Operational Impact/Other</b>	Less patching will be required by the Department of Public Works after the condemned sidewalks are replaced.
---------------------------------	--

**CITY OF WAUKESHA, WISCONSIN**

**5-Year Community Investment Program  
2018-2022**

<b>Department</b>	DPW - Engineering
<b>Dept. Head</b>	Fred Abadi
<b>Project Contact</b>	Alex Damien
<b>Useful Life</b>	10 Years
<b>Category</b>	Roads
<b>Priority</b>	2 - SHOULD be done this year for optimal performance or savings.
<b>Total Project Cost \$ 600,000</b>	

<b>Project Name</b>	Sidewalk Replacement - Special Assessments
---------------------	--

<b>Description</b>	Funding allows for the replacement of sidewalk in locations that are condemned during the yearly sidewalk inspection.
--------------------	---

<b>Justification/ How does this increase service to residents?</b>	This project will allow the City to complete the required replacement of sidewalk following the yearly inspection to remove and replace condemned sidewalk. Following the replacement, property owners are invoiced to cover the cost of the replacement.
--	---

Fund-Obj-Project	Funding Sources	FY '18	FY '19	FY '20	FY '21	FY '22	Total
0400-8030-46110	Special Assess. Def.	\$ 120,000	\$ 120,000	\$ 120,000	\$ 120,000	\$ 120,000	\$ 600,000
<b>Total</b>		<b>\$ 120,000</b>	<b>\$ 120,000</b>	<b>\$ 120,000</b>	<b>\$ 120,000</b>	<b>\$ 120,000</b>	<b>\$ 600,000</b>

Fund-Obj-Project	Expenditures	FY '18	FY '19	FY '20	FY '21	FY '22	Total
0400-8030-68290	Sidewalk Replacement	\$ 120,000	\$ 120,000	\$ 120,000	\$ 120,000	\$ 120,000	\$ 600,000
<b>Total</b>		<b>\$ 120,000</b>	<b>\$ 120,000</b>	<b>\$ 120,000</b>	<b>\$ 120,000</b>	<b>\$ 120,000</b>	<b>\$ 600,000</b>

<b>Operational Impact/Other</b>	Less patching will be required by the Department of Public Works after the condemned sidewalks are replaced.
---------------------------------	--

**CITY OF WAUKESHA, WISCONSIN**

**5-Year Community Investment Program  
2018-2022**

<b>Department</b>	DPW - Engineering
<b>Dept. Head</b>	Fred Abadi
<b>Project Contact</b>	Alex Damien
<b>Useful Life</b>	10 Years
<b>Category</b>	Street Lighting
<b>Priority</b>	1 - MUST be done this year. Cannot defer.
<b>Total Project Cost \$ 25,000</b>	

<b>Project Name</b>	Street Lighting Upgrade
---------------------	-------------------------

<b>Description</b>	Funding allows for the upgrade and routine maintenance that is required on the City's Street Light System.
--------------------	--

<b>Justification/ How does this Increase Service to Residents?</b>	Funding for the routine maintenance and upgrading of the existing street light system is necessary to provide a fully operational lighting system that illuminates both the roadways and sidewalks. These systems have both mechanical and electrical components that need to be replaced over time. Having a funding source to replace parts allows us to provide the routine maintenance needed to maintain such a large street lighting system. By maintaining the systems regularly, we are able to provide the residents with an operating street lighting system that offers safety and security.
--	---

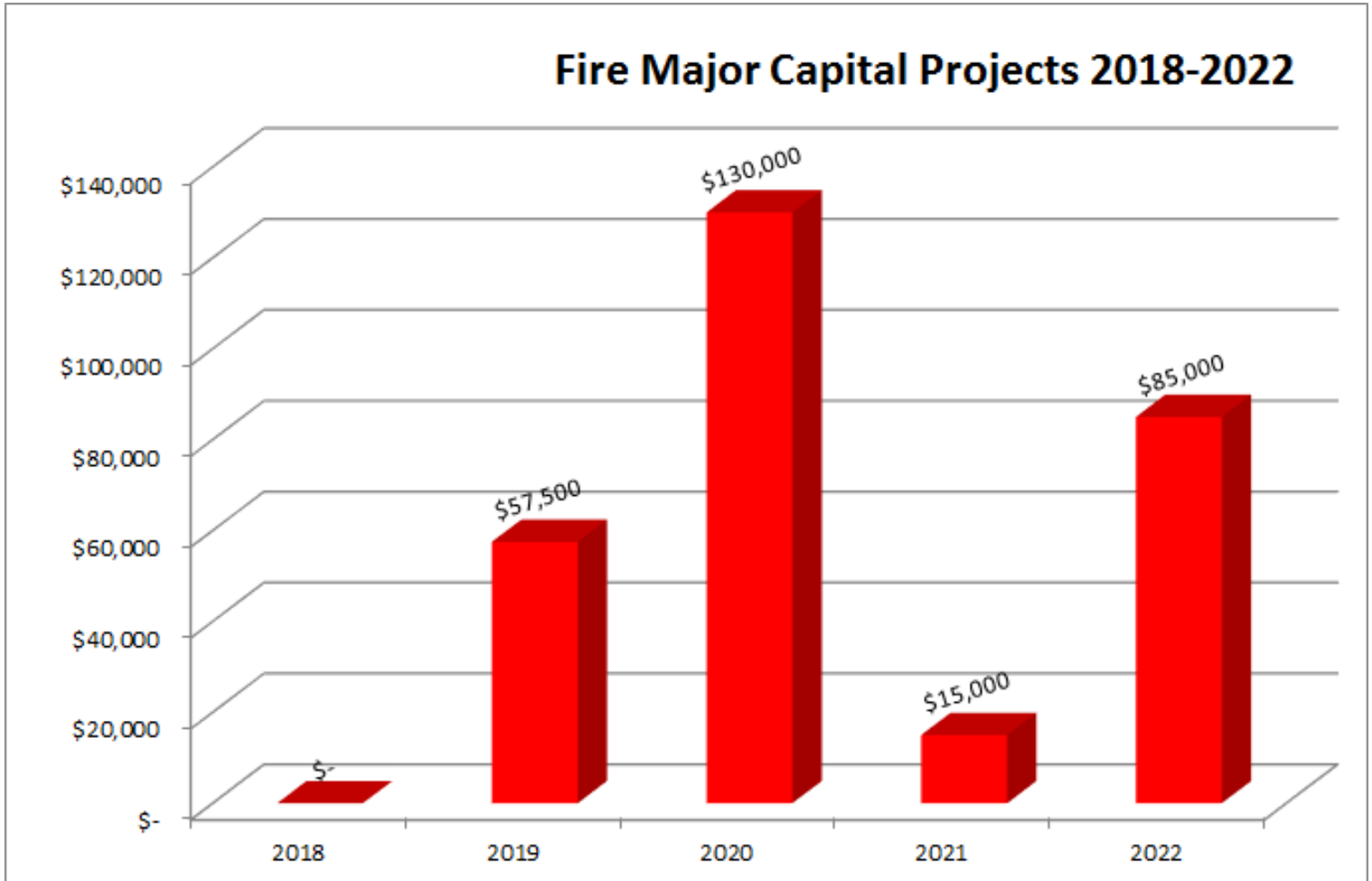
Fund-Org.-Object-Project	Funding Sources	FY '18	FY '19	FY '20	FY '21	FY '22	Total
0400-8050-42210	State Shared Revenue	\$ 5,000	\$ 5,000	\$ 5,000	\$ 5,000	\$ 5,000	\$ 25,000
<b>Total</b>		<b>\$ 5,000</b>	<b>\$ 5,000</b>	<b>\$ 5,000</b>	<b>\$ 5,000</b>	<b>\$ 5,000</b>	<b>\$ 25,000</b>

Fund-Org.-Object-Project	Expenditures	FY '18	FY '19	FY '20	FY '21	FY '22	Total
0400-8050-68290	Street Lighting Upgrade & Maint.	\$ 5,000	\$ 5,000	\$ 5,000	\$ 5,000	\$ 5,000	\$ 25,000
<b>Total</b>		<b>\$ 5,000</b>	<b>\$ 5,000</b>	<b>\$ 5,000</b>	<b>\$ 5,000</b>	<b>\$ 5,000</b>	<b>\$ 25,000</b>

<b>Operational Impact/Other</b>	Upgrading and maintaining the street light system will reduce the amount of unexpected emergency repairs by the City Department of Public Works.
---------------------------------	--

# MAJOR CAPITAL PROJECTS

## FIRE



Fire Department Major Capital Projects 2018-2022						
Project Name	2018	2019	2020	2021	2022	Total
Epoxy Floor & Painting of Apparatus Bay	\$ -	\$ 17,500	\$ -	\$ -	\$ -	\$ 17,500
Training Center Repairs	-	25,000	-	-	-	25,000
Station #1 Roof and Masonry Joint Replacement	-	15,000	85,000	-	-	100,000
Station #1 Carpet and Painting	-	-	45,000	-	-	45,000
Station #4 Paving	-	-	-	15,000	-	15,000
Station #5 Paint & Carpet Replacement	-	-	-	-	15,000	15,000
Station #1 HVAC System Control Replacement	-	-	-	-	15,000	15,000
Station #1 Bay Floor	-	-	-	-	55,000	55,000
<b>Fire Total</b>	<b>\$ -</b>	<b>\$ 57,500</b>	<b>\$ 130,000</b>	<b>\$ 15,000</b>	<b>\$ 85,000</b>	<b>\$ 287,500</b>

**CITY OF WAUKESHA, WISCONSIN**

**5-Year Community Investment Program  
2018-2022**

<b>Department</b>	Fire Department
<b>Dept. Head</b>	Steve Howard
<b>Project Contact</b>	Steve Howard
<b>Useful Life</b>	20 Years
<b>Category</b>	Buildings
<b>Priority</b>	2 - SHOULD be done this year for optimal performance or savings.
<b>Total Project Cost \$ 17,500</b>	

<b>Project Name</b>	Epoxy Floor & Painting of Apparatus Bay
---------------------	---

**Description**

The Department is seeking funding to hire a contractor to paint the apparatus bay walls. The paint in the apparatus bay is the original paint from when the building was constructed in 1981. The paint is currently in poor condition and has been stained by diesel exhaust. We are also beginning to experience some peeling of the paint on the ceiling area. The Department would like to install an epoxy floor, similar to those at the new fire stations, and make minor repairs to the existing concrete slab. The new floor will have improved slip-resistant properties and all work will be conducted by outside contractors through a competitive bid process

**Justification/ How does this increase service to residents?**

Over the past several years, the city has invested money to maintain Fire Station #4. The repairs and upgrades to the apparatus bay are part of our ongoing efforts to ensure the station remains serviceable for many years to come and is the last phase of our planned interior renovations of the building, which was constructed in 1981.

Fund-Obj-Project	Funding Sources	FY '18	FY '19	FY '20	FY '21	FY '22	Total
0420-2242-49110	10 yr GO Debt	\$ -	\$ 17,500	\$ -	\$ -	\$ -	\$ 17,500
<b>Total</b>		\$ -	\$ 17,500	\$ -	\$ -	\$ -	\$ 17,500

Fund-Obj-Project	Expenditures	FY '18	FY '19	FY '20	FY '21	FY '22	Total
0420-2242-68220	Bay floor	\$ -	\$ 14,500	\$ -	\$ -	\$ -	\$ 14,500
0420-2242-68220	Painting of bay walls	\$ -	\$ 3,000	\$ -	\$ -	\$ -	\$ 3,000
<b>Total</b>		\$ -	\$ 17,500	\$ -	\$ -	\$ -	\$ 17,500

**Operational Impact/Other**

Failure to perform needed maintenance and updates to the building will lead to higher costs in repairs in the future.

**CITY OF WAUKESHA, WISCONSIN**

**5-Year Community Investment Program  
2018-2022**

<b>Department</b>	Fire Department
<b>Dept. Head</b>	Steve Howard
<b>Project Contact</b>	Steve Howard
<b>Useful Life</b>	15 Years
<b>Category</b>	Buildings
<b>Priority</b>	2 - SHOULD be done this year for optimal performance or savings.
<b>Total Project Cost \$ 25,000</b>	

<b>Project Name</b>	Training/Recycling Center Repairs
---------------------	-----------------------------------

**Description**

The Fire Department and Department of Public Works have been sharing the former incinerator building as a training site for the fire department and a recycling center and storage site for public works. The facility has been maintained using operating budgets and occasional capital improvements. In 2019 we are anticipating the need to expend funds to make repairs to doors, windows, and maintain the serviceability of the building. Additionally, funding would be used to develop a long term plan for the facility and to determine if sections of the building should be razed.

**Justification/ How does this increase service to residents?**

An infrastructure maintenance project will ensure the serviceability of the building and fulfill the needs of multiple City departments by supporting training, hazardous materials recycling, and storage.

Fund-Org.-Object-Project	Funding Sources	FY '18	FY '19	FY '20	FY '21	FY '22	Total
0420-2242-49110	10 yr GO Debt	\$ -	\$ 25,000	\$ -	\$ -	\$ -	\$ 25,000
<b>Total</b>		\$ -	\$ 25,000	\$ -	\$ -	\$ -	\$ 25,000

Fund-Org.-Object-Project	Expenditures	FY '18	FY '19	FY '20	FY '21	FY '22	Total
0420-2242-68220	Incinerator Building Materials	\$ -	\$ 25,000	\$ -	\$ -	\$ -	\$ 25,000
<b>Total</b>		\$ -	\$ 25,000	\$ -	\$ -	\$ -	\$ 25,000

**Operational Impact/Other**

Failure to perform needed maintenance and updates to the building will lead to higher costs in repairs in the future.



**CITY OF WAUKESHA, WISCONSIN**

**5-Year Community Investment Program  
2018-2022**

<b>Department</b>	Fire Department
<b>Dept. Head</b>	Steve Howard
<b>Project Contact</b>	Steve Howard
<b>Useful Life</b>	15 Years
<b>Category</b>	Buildings
<b>Priority</b>	2 - SHOULD be done this year for optimal performance or savings.
<b>Total Project Cost \$ 100,000</b>	

<b>Project Name</b>	Station #1 Roof & Masonry Joint Replacement
---------------------	---

**Description**

The Fire Department and the Engineering Department have consulted with the Garland Company to develop a five-year plan regarding the roof and maintenance of the exterior masonry walls at Fire Station #1. In 2018, routine patching and maintenance will be conducted utilizing funds from the Department's Operating Budget. In 2019, a two-phase masonry tuckpointing project will begin. In 2020, a large expense is forecasted to restore the flat roofing system or install a standing metal roof over the existing roof. The roof at Fire Station #1 was evaluated in the Spring of 2017 and will continue to be monitored. The plan will be adjusted as needed and additional work will take place in the future to evaluate repair vs. installation of a metal roof.

**Justification/ How does this increase Service to Residents?**

This project will provide the funds to maintain the infrastructure of Fire Station #1, and avoid costly repairs due to water damage in the future. City staff has worked closely with outside vendors to develop a comprehensive plan to maintain the station's roofing system and the masonry exterior of the building.

Fund-Org.-Object-Project	Funding Sources	FY '18	FY '19	FY '20	FY '21	FY '22	Total
0420-2242-49110	10 yr GO Debt	\$ -	\$ 15,000	\$ 85,000	\$ -	\$ -	\$ 100,000
<b>Total</b>		\$ -	\$ 15,000	\$ 85,000	\$ -	\$ -	\$ 100,000

Fund-Org.-Object-Project	Expenditures	FY '18	FY '19	FY '20	FY '21	FY '22	Total
0420-2242-68220	Station #1 - Roof Work	\$ -	\$ -	\$ 85,000	\$ -	\$ -	\$ 85,000
0420-2242-68220	Station #1 - Masonry Work	\$ -	\$ 15,000	\$ -	\$ -	\$ -	\$ 15,000
<b>Total</b>		\$ -	\$ 15,000	\$ 85,000	\$ -	\$ -	\$ 100,000

**Operational Impact/Other**

Failure to perform needed maintenance and updates to the building will lead to higher costs in repairs in the future.

**CITY OF WAUKESHA, WISCONSIN**

**5-Year Community Investment Program  
2018-2022**

<b>Department</b>	Fire Department
<b>Dept. Head</b>	Steve Howard
<b>Project Contact</b>	Steve Howard
<b>Useful Life</b>	10 Years
<b>Category</b>	Buildings
<b>Priority</b>	2 - SHOULD be done this year for optimal performance or savings.
<b>Total Project Cost \$ 45,000</b>	

<b>Project Name</b>	Station #1 Carpet and Painting
---------------------	--------------------------------

**Description**  
 The Department anticipates that in 2020 it will be necessary to implement an update and replacement program at Fire Station #1, which will then be 11 - 12 years old. Carpet replacement will take place in needed areas throughout the building, and painting and other preventive maintenance on the interior/exterior of the building will be scheduled.

**Justification/ How does this Increase Service to Residents?**  
 This project will assist in maintaining the infrastructure of Fire Station #1, which will extend the service life of the building and prevent costly emergency repairs.

Fund-Org.-Object-Project	Funding Sources	FY '18	FY '19	FY '20	FY '21	FY '22	Total
0420-2242-49110	10 yr GO Debt	\$ -	\$ -	\$ 45,000	\$ -	\$ -	\$ 45,000
<b>Total</b>		\$ -	\$ -	\$ 45,000	\$ -	\$ -	\$ 45,000

Fund-Org.-Object-Project	Expenditures	FY '18	FY '19	FY '20	FY '21	FY '22	Total
0420-2242-68220	Station #1 - Carpet	\$ -	\$ -	\$ 25,000	\$ -	\$ -	\$ 25,000
0420-2242-68220	Station #1 - Painting	\$ -	\$ -	\$ 20,000	\$ -	\$ -	\$ 20,000
<b>Total</b>		\$ -	\$ -	\$ 45,000	\$ -	\$ -	\$ 45,000

**Operational Impact/Other**  
 Failure to perform needed maintenance and updates to the building can lead to higher costs in repairs in the future.

**CITY OF WAUKESHA, WISCONSIN**

**5-Year Community Investment Program  
2018-2022**

<b>Department</b>	Fire Department
<b>Dept. Head</b>	Steve Howard
<b>Project Contact</b>	Steve Howard
<b>Useful Life</b>	20 Years
<b>Category</b>	Buildings
<b>Priority</b>	2 - SHOULD be done this year for optimal performance or savings.
<b>Total Project Cost \$ 15,000</b>	

<b>Project Name</b>	Station #4 Paving
---------------------	-------------------

**Description**  
 The Fire Department, with the assistance of the Public Works Department, have been monitoring the condition of the pavement in front of Fire Station #4. It is anticipated that in 2018 the concrete ramp in front of the apparatus bay overhead doors may need to be redone. This item is being entered as a placeholder. At this time, it is anticipated that if the work is conducted, it will be completed by public works department crews. Funds budgeted for this project will be used for material costs.

**Justification/ How does this Increase Service to Residents?**  
 The funding of this project will allow the Department to maintain the infrastructure for Fire Station #4.

Fund-Obj-Project	Funding Sources	FY '18	FY '19	FY '20	FY '21	FY '22	Total
0420-2242-49110	10 yr GO Debt		\$ -	\$ -	\$ 15,000	\$ -	\$ 15,000
<b>Total</b>		\$ -	\$ -	\$ -	\$ 15,000	\$ -	\$ 15,000

Fund-Obj-Project	Expenditures	FY '18	FY '19	FY '20	FY '21	FY '22	Total
0420-2242-68290	Fire Station #4 Paving		\$ -	\$ -	\$ 15,000	\$ -	\$ 15,000
<b>Total</b>		\$ -	\$ -	\$ -	\$ 15,000	\$ -	\$ 15,000

**Operational Impact/Other**  
 Failure to perform needed maintenance and updates to the building will lead to higher costs in repairs in the future.

**CITY OF WAUKESHA, WISCONSIN**

**5-Year Community Investment Program  
2018-2022**

<b>Department</b>	Fire Department
<b>Dept. Head</b>	Steve Howard
<b>Project Contact</b>	Steve Howard
<b>Useful Life</b>	15 Years
<b>Category</b>	Bridges
<b>Priority</b>	2 - SHOULD be done this year for optimal performance or savings.
<b>Total Project Cost \$ 15,000</b>	

<b>Project Name</b>	Fire Station #5 Paint and Carpet Replacement
---------------------	--

**Description**  
 The Department is seeking funding in 2022 to paint and replace carpeting at Fire Station #5. In 2022, the building will be approximately 15 years old and the Department has identified as part of its maintenance that Fire Station #5 will be in need of painting and carpet replacement in high traffic areas.

**Justification/ How does this increase service to residents?**  
 This project is being requested in order to maintain the investment the city has made in our buildings used to serve the community. This item is being entered as a placeholder for an anticipated expense in 2022.

Fund-Org.-Object-Project	Funding Sources	FY '18	FY '19	FY '20	FY '21	FY '22	Total
0420-2242-49110	10 yr GO Debt	\$ -	\$ -	\$ -	\$ -	\$ 15,000	\$ 15,000
<b>Total</b>		\$ -	\$ -	\$ -	\$ -	\$ 15,000	\$ 15,000

Fund-Org.-Object-Project	Expenditures	FY '18	FY '19	FY '20	FY '21	FY '22	Total
0420-2242-68220	Painting	\$ -	\$ -	\$ -	\$ -	\$ 8,000	\$ 8,000
0420-2242-68220	Carpet	\$ -	\$ -	\$ -	\$ -	\$ 7,000	\$ 7,000
<b>Total</b>		\$ -	\$ -	\$ -	\$ -	\$ 15,000	\$ 15,000

**Operational Impact/Other**  
 Failure to perform the needed maintenance and upgrades to the building will lead to higher costs and repairs in the future.

**CITY OF WAUKESHA, WISCONSIN**

**5-Year Community Investment Program  
2018-2022**

<b>Department</b>	Fire Department
<b>Dept. Head</b>	Steve Howard
<b>Project Contact</b>	Steve Howard
<b>Useful Life</b>	15 Years
<b>Category</b>	Buildings
<b>Priority</b>	2 - SHOULD be done this year for optimal performance or savings.
<b>Total Project Cost \$ 15,000</b>	

<b>Project Name</b>	FS-1 HVAC Sytem Control Replacment
---------------------	------------------------------------

**Description**

The Department is seeking funding to update software and hardware systems that control the building’s heating, air conditioning and ventilation system. Over the past few years, the Department’s HVAC system has required several repairs and we are finding that vendors are having difficulty in locating parts to maintain the HVAC system controls. The Ultron Alerton system that has been installed in the building is no longer in production and new hardware controls are not being made. The software running the system is only compatible with Windows XP. The Department has worked closely with the city’s IT Department to ensure the existing software is backed up and a replacement computer is available. It should be noted this is not a sustainable, long term strategy and a software upgrade needs to be planned for. The Department will continue to work with its vendors and monitor the condition of the system and adjust the timeframe for this project as appropriate.

**Justification/ How does this increase Service to Residents?**

The HVAC system equipment was purchased in 2007 and is at the end of its service life. The Department is working closely with the city’s HVAC contractors to determine an appropriate time to upgrade our existing software and hardware. Based on current information, the Department is projecting the need to upgrade our equipment in 2022. If the existing hardware fails, the city will need to complete this upgrade as an emergency expenditure, which would have a major impact on the Department’s operating budget. The Department is working to balance reliability and useful service life for this expenditure.

Fund-Org.-Object-Project	Funding Sources	FY '18	FY '19	FY '20	FY '21	FY '22	Total
0420-2242-49110	10 yr GO Debt	\$ -	\$ -	\$ -	\$ -	\$ 15,000	\$ 15,000
<b>Total</b>		\$ -	\$ -	\$ -	\$ -	\$ 15,000	\$ 15,000

Fund-Org.-Object-Project	Expenditures	FY '18	FY '19	FY '20	FY '21	FY '22	Total
0420-2242-68220	HVAC Hardware and Software	\$ -	\$ -	\$ -	\$ -	\$ 15,000	\$ 15,000
<b>Total</b>		\$ -	\$ -	\$ -	\$ -	\$ 15,000	\$ 15,000

**Operational Impact/Other**

Failure to properly maintain the building’s HVAC system will result in large, unanticipated expenditures and result in the building not having adequate heat, ventilation or air conditioning for extended periods of time.

CITY OF WAUKESHA, WISCONSIN

5-Year Community Investment Program  
2018-2022

Department	Fire Department
Dept. Head	Steve Howard
Project Contact	Steve Howard
Useful Life	20 Years
Category	Buildings
Priority	2 - SHOULD be done this year for optimal performance or savings.
<b>Total Project Cost \$ 55,000</b>	

<b>Project Name</b>	Fire Station #1 Bay Floor
---------------------	---------------------------

**Description**

The Department is seeking funding to install an epoxy floor in the apparatus bay at Fire Station #1 and conduct minor concrete repairs. When Fire Station #1 was constructed, we specified a polished concrete floor as a cost saving measure for the apparatus bay. This flooring initially served us well; however, we have found over time that the concrete is pitted and not wearing as well as the epoxy floors installed in the newer fire stations. By consulting with various flooring contractors, we believe we can get another 4-5 years out of the existing floor without damaging it to the point it would be more expensive to install the epoxy floor. The Department will continue to monitor the condition of the floors and modify this project as needed.

**Justification/ How does this Increase Service to Residents?**

This project is part of our ongoing plan to maintain Fire Station #1 and prevent large unexpected expenditures in the future. The installation of an epoxy floor will stop the deterioration of the concrete slab, enhance our ability to maintain the floor and reduce the time needed to clean and maintain the floors.

Fund-Obj-Project	Funding Sources	FY '18	FY '19	FY '20	FY '21	FY '22	Total
0420-2242-49110	10 yr GO Debt	\$ -	\$ -	\$ -	\$ -	\$ 55,000	\$ 55,000
<b>Total</b>		\$ -	\$ -	\$ -	\$ -	\$ 55,000	\$ 55,000

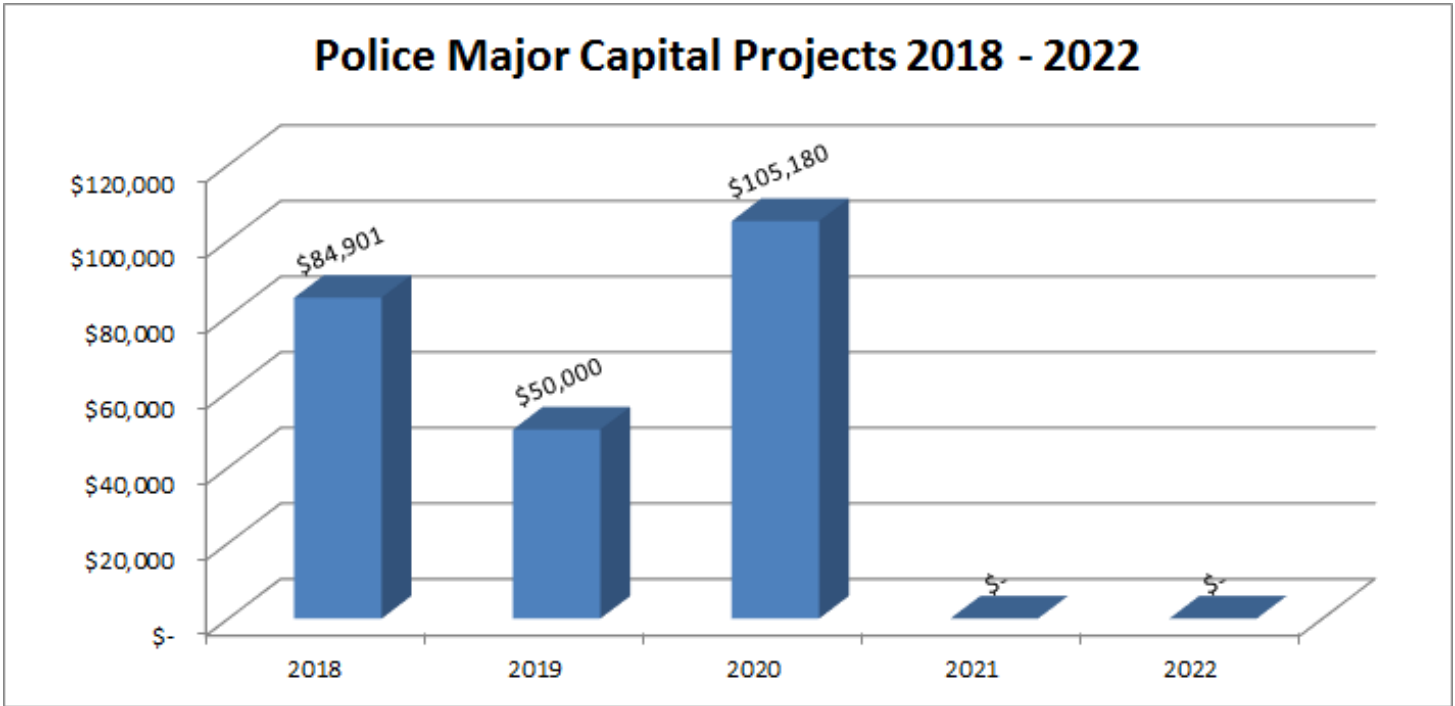
Fund-Obj-Project	Expenditures	FY '18	FY '19	FY '20	FY '21	FY '22	Total
0420-2242-68220	Bay floor	\$ -	\$ -	\$ -	\$ -	\$ 55,000	\$ 55,000
<b>Total</b>		\$ -	\$ -	\$ -	\$ -	\$ 55,000	\$ 55,000

**Operational Impact/Other**

Failure to perform the needed maintenance and upgrades to the building will lead to higher repair costs in the future.

# MAJOR CAPITAL PROJECTS

## POLICE



Police Department Major Capital Projects 2018-2022						
Project Name	2018	2019	2020	2021	2022	Total
Replace Boilers in PD Mechanical Room	\$ 46,000	\$ -	\$ -	\$ -	\$ -	\$ 46,000
PD Property Room Repairs	38,901	50,000	-	-	-	88,901
PD Parking Garage Floor Sealing	-	-	105,180	-	-	105,180
<b>Police Total</b>	<b>\$ 84,901</b>	<b>\$ 50,000</b>	<b>\$ 105,180</b>	<b>\$ -</b>	<b>\$ -</b>	<b>\$ 240,081</b>

CITY OF WAUKESHA, WISCONSIN

5-Year Community Investment Program  
2018-2022

Department	Police Department
Dept. Head	Russell Jack
Project Contact	Tom Wagner
Useful Life	25 Years
Category	Buildings
Priority	2 - SHOULD be done this year for optimal performance or savings.
<b>Total Project Cost \$ 46,000</b>	

Project Name	Replace Boilers in PD Mechanical Room
--------------	---------------------------------------

**Description**

In December of 2016, a gasket on one of our boilers failed, causing water to flood the boiler room and travel down to our main property room. Our Boiler Room is located in the upper mezzanine of the Police Department. The gasket was replaced, and while the work was being performed, we were advised that one of the boilers had a broken block assembly. There are two other gaskets on the other boiler pump that are at the end of their life expectancy. Hennes services provided two estimates for mitigating future problems in the Boiler room, should another leak occur. It should be noted that our water heater is also located in this room, which has a 100 gallon capacity. The first estimate is to essentially apply a membrane to the deck, equipment pad perimeters, and up to 4 inches on the perimeter walls to prevent water damage should another water leak occur. The total cost for this would be \$8,805.00.

The second estimate from Hennes is to either replace the one defective boiler with a new boiler at a cost of \$9,223.00, or to replace the block assembly only at a cost of \$6,752.00.

The life expectancy of a hot water boiler is 25 years. The four existing units are approximately 26 years old, which puts them at the end of their expectant life cycle. Replacing all four boilers would cost approximately \$37,000.00.

We request to replace all four boilers and apply the floor membrane to the room, at an estimated cost of \$46,000.00.

**Justification/ How does this Increase Service to Residents?**

Replacing the four boilers and applying the floor membrane to the upper mechanical room will greatly assist in catastrophic water leaks at the police department. The new boilers are more efficient than the 26 year old boliers.

Fund-Org.-Object-Project	Funding Sources	FY '18	FY '19	FY '20	FY '21	FY '22	Total
0420-2166-49110	10-Year GO Debt	\$ 46,000	\$ -	\$ -	\$ -	\$ -	\$ 46,000
<b>Total</b>		<b>\$ 46,000</b>	<b>\$ -</b>	<b>\$ -</b>	<b>\$ -</b>	<b>\$ -</b>	<b>\$ 46,000</b>

Fund-Org.-Object-Project	Expenditures	FY '18	FY '19	FY '20	FY '21	FY '22	Total
0420-2166-68290	Replace Boilers in PD Mechanical Room	\$ 46,000	\$ -	\$ -	\$ -	\$ -	\$ 46,000
<b>Total</b>		<b>\$ 46,000</b>	<b>\$ -</b>	<b>\$ -</b>	<b>\$ -</b>	<b>\$ -</b>	<b>\$ 46,000</b>

**Operational Impact/Other**

A water leak of this magnitude would cause significant damage to the police department building.



CITY OF WAUKESHA, WISCONSIN

5-Year Community Investment Program  
2018-2022

Department	Police Department
Dept. Head	Russell Jack
Project Contact	Tom Wagner
Useful Life	25 Years
Category	Buildings
Priority	2 - SHOULD be done this year for optimal performance or savings.
<b>Total Project Cost \$ 88,901</b>	

Project Name	PD Property Room Repairs
--------------	--------------------------

<b>Description</b>
<p>There are 4 action items within the main property room area that have been identified as needing improvements. They are as follows:</p> <p>1) Floor Drains (\$14,800): There are no floor drains in the entire room, but there are main water and drain pipes running through the room.</p> <p>2) Lighting/outlets (\$12,000): Lighting is very outdated, but more importantly DNA evidence will be lost if water reaches the electrical outlet positioned near the floor.</p> <p>3) Water diversion (\$12,101): There are 15 pipes running the length of the property room. Shielding would be installed under the pipes that are near the ceiling to divert the water to the floor drains.</p> <p>4) Fire suppression (\$50,000): Dry system using inert gas because water cannot be used because it would damage property. This stage of the project would be completed in 2019.</p>

<b>Justification/ How does this increase service to residents?</b>
<p>Our property room holds everything from guns, jewelry, money, electronics, and DNA. Since our current inventory system has been in place, over 80,000 items of evidence have been inventoried. Currently the property room is 75% full. Safeguarding the integrity of our evidence and property is a top priority. Without building improvements, most our criminal cases have the potential of being damaged, allowing courts to dismiss or overturn cases. Many of the items will be returned to their owner, and if destroyed or contaminated would have to be paid for by the City. Evidence collection, storage, and retention guidelines have changed over the past 25 years. DNA evidence is being required to be kept for the entire length of a convicted person's sentence: this includes probation and parole time. A pipe break or fire would be catastrophic.</p>

Fund-Org.-Object-Project	Funding Sources	FY '18	FY '19	FY '20	FY '21	FY '22	Total
0420-2166-49110	10-Year GO Debt	\$ 38,901	\$ 50,000	\$ -	\$ -	\$ -	\$ 88,901
<b>Total</b>		<b>\$ 38,901</b>	<b>\$ 50,000</b>	<b>\$ -</b>	<b>\$ -</b>	<b>\$ -</b>	<b>\$ 88,901</b>

Fund-Org.-Object-Project	Expenditures	FY '18	FY '19	FY '20	FY '21	FY '22	Total
0420-2166-68220	PD Property Room Repairs	\$ 38,901	\$ 50,000	\$ -	\$ -	\$ -	\$ 88,901
<b>Total</b>		<b>\$ 38,901</b>	<b>\$ 50,000</b>	<b>\$ -</b>	<b>\$ -</b>	<b>\$ -</b>	<b>\$ 88,901</b>

<b>Operational Impact/Other</b>
<p>The property room needs to be mitigated to safeguard the evidence and property. We have an obligation to protect our chain of custody. There have been several examples in the recent news of property rooms flooding and causing irreparable damage, including in Waukesha County. The bottom line is that the property room was not designed properly to safeguard against the current hazards. We should be proactive and fix this known problem, before it becomes an issue.</p>

**CITY OF WAUKESHA, WISCONSIN**

**5-Year Community Investment Program  
2018-2022**

<b>Department</b>	Police Department
<b>Dept. Head</b>	Russell Jack
<b>Project Contact</b>	Tom Wagner
<b>Useful Life</b>	15 Years
<b>Category</b>	Parking
<b>Priority</b>	4 - OTHER - (Explain in narrative below.)
<b>Total Project Cost \$ 105,180</b>	

<b>Project Name</b>	Parking Garage Floor Sealing
---------------------	------------------------------

<b>Description</b>
<p>The garage floor is made of concrete, and is original to the Building (1992). The concrete has become very worn, and desperately needs to be resealed. If we neglect to get the garage floor resealed in the near-future, the entire garage floor may need to be repoured with new concrete.</p> <p>We received an estimate from Ford Construction Co, who proposed to:</p> <ul style="list-style-type: none"> <li>• Shot Blast or Grind Floor</li> <li>• Apply multi layers of epoxy with choice of standard colors</li> <li>• Provide a light sand texture finish</li> <li>• No maintenance should ever be needed</li> <li>• Line strip parking stalls</li> <li>• Garage Floor \$95,658.00</li> <li>• Sidewalk inside garage \$9522.00</li> </ul> <p>Katie Jelacic from Engineering observed the condition of the floor and reviewed the estimate with Ford Construction Co. She advised that Kevco was used for pricing, which is who she recommends.</p>

<b>Justification/ How does this Increase Service to Residents?</b>
Sealing the garage floor will prevent the major expense of replacing the floor in the future.

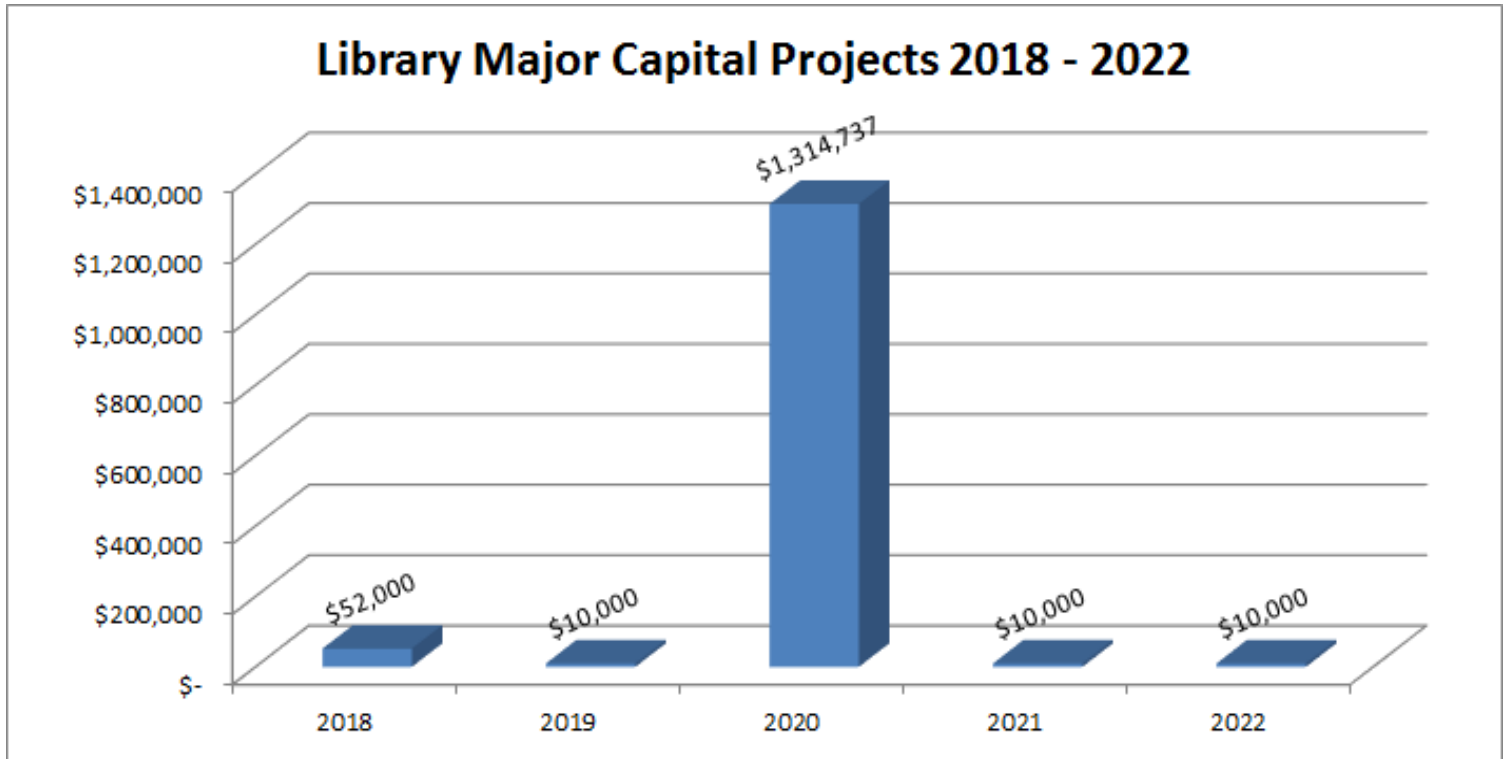
Fund-Org.-Object-Project	Funding Sources	FY '18	FY '19	FY '20	FY '21	FY '22	Total
0420-2166-49110	10-Year GO Debt	\$ -	\$ -	\$ 105,180	\$ -	\$ -	\$ 105,180
<b>Total</b>		\$ -	\$ -	\$ 105,180	\$ -	\$ -	\$ 105,180

Fund-Org.-Object-Project	Expenditures	FY '18	FY '19	FY '20	FY '21	FY '22	Total
0420-2166-68220	Parking Garage Floor Sealing	\$ -	\$ -	\$ 105,180	\$ -	\$ -	\$ 105,180
<b>Total</b>		\$ -	\$ -	\$ 105,180	\$ -	\$ -	\$ 105,180

<b>Operational Impact/Other</b>
The operational impact will be minor to only resurface the parking garage floor versus install a new concrete floor in the future. This project is requested for 2020.

# MAJOR CAPITAL PROJECTS

## LIBRARY



Library Major Capital Projects 2018-2022						
Project Name	2018	2019	2020	2021	2022	Total
Exterior Maintenance (Roof Repairs)	\$ 10,000	\$ 10,000	\$ 10,000	\$ 10,000	\$ 10,000	\$ 50,000
West Exterior Stairway Repair	42,000	-	-	-	-	42,000
Carnegie Room Renovations	-	-	300,000	-	-	300,000
Interior Renovations	-	-	1,004,737	-	-	1,004,737
<b>Library Total</b>	<b>\$ 52,000</b>	<b>\$ 10,000</b>	<b>\$ 1,314,737</b>	<b>\$ 10,000</b>	<b>\$ 10,000</b>	<b>\$ 1,396,737</b>

CITY OF WAUKESHA, WISCONSIN

5-Year Community Investment Program  
2018-2022

Department	Library
Dept. Head	John Klima
Project Contact	Jim LaPaz
Useful Life	10 Years
Category	Buildings
Priority	2 - SHOULD be done this year for optimal performance or savings.
<b>Total Project Cost \$ 50,000</b>	

<b>Project Name</b>	Exterior Maintenance
---------------------	----------------------

**Description**

The roof of the Waukesha Public Library is well over ten years old, and the rubber membrane that protects the facility interior has started to fail. Leaks are imminent, as the membrane has dried out and curled up at several places. Parts of the roof were repaired in FY2017, but there are more areas that need attention. In addition to general roof repair there is stone waterproofing and window cleaning that will extend the life of the building.

**Justification/ How does this Increase Service to Residents?**

The Waukesha Public Library has a multi-million dollar collection and a multitude of assets that cannot get wet. A roof leak would be an extraordinarily costly occurrence, as water damage would spread far and wide throughout the facility, to say nothing of black mold that would arrive as a result. In fact, the Library already went through a mold removal process in the mid-2000s at an enormous cost to the City. A small investment today will protect these assets and avoid exponentially higher costs in the future.

Fund-Obj-Project	Funding Sources	FY '18	FY '19	FY '20	FY '21	FY '22	Total
0420-5124-49110	10-yr GO Debt	\$ 10,000	\$ 10,000	\$ 10,000	\$ 10,000	\$ 10,000	\$ 50,000
<b>Total</b>		<b>\$ 10,000</b>	<b>\$ 10,000</b>	<b>\$ 10,000</b>	<b>\$ 10,000</b>	<b>\$ 10,000</b>	<b>\$ 50,000</b>

Fund-Obj-Project	Expenditures	FY '18	FY '19	FY '20	FY '21	FY '22	Total
0420-5124-68220	Library Rooftop Repairs	\$ 10,000	\$ 10,000	\$ 10,000	\$ 10,000	\$ 10,000	\$ 50,000
<b>Total</b>		<b>\$ 10,000</b>	<b>\$ 10,000</b>	<b>\$ 10,000</b>	<b>\$ 10,000</b>	<b>\$ 10,000</b>	<b>\$ 50,000</b>

**Operational Impact/Other**

There would be no operational impact from this project.

**CITY OF WAUKESHA, WISCONSIN**

**5-Year Community Investment Program  
2018-2022**

<b>Department</b>	Library
<b>Dept. Head</b>	John Klima
<b>Project Contact</b>	Jim LaPaz
<b>Useful Life</b>	10 Years
<b>Category</b>	Buildings
<b>Priority</b>	1 - MUST be done this year. Cannot defer.
<b>Total Project Cost \$ 42,000</b>	

<b>Project Name</b>	Stairway Repair
---------------------	-----------------

**Description**  
 The exterior stairway on the west part of the Library facility near the staff parking lot is failing. A repair is essential to avoid a potential accident as this stairway is heavily trafficked (it is the only point of access to the Library's entrance from Cutler park) and has failed in several areas. Maintenance staff is unable to patch cracks and structural issues, so a major repair is warranted. The total cost for this project includes this money plus carryover from the \$25,000 approved in the 2017 budget.

**Justification/ How does this Increase Service to Residents?**  
 There is no convenient way to enter the Library from the north side of the facility other than this stairway. Due to years of wear and tear, the stairway is in a fail-state, and poses a potential hazard to patrons. The Library (and by extention, the City of Waukesha) are obligated to provide safe passage in public areas, and this heavily utilized stairway does not meet that standard. A repair to the concrete structure is immediately in order.

Fund-Org.-Object-Project	Funding Sources	FY '18	FY '19	FY '20	FY '21	FY '22	Total
0420-5124-49110	10-yr GO Debt	\$ 42,000	\$ -	\$ -	\$ -	\$ -	\$ 42,000
<b>Total</b>		<b>\$ 42,000</b>	<b>\$ -</b>	<b>\$ -</b>	<b>\$ -</b>	<b>\$ -</b>	<b>\$ 42,000</b>

Fund-Org.-Object-Project	Expenditures	FY '18	FY '19	FY '20	FY '21	FY '22	Total
0420-5124-68220	West Exterior Stairway Repair	\$ 42,000	\$ -	\$ -	\$ -	\$ -	\$ 42,000
<b>Total</b>		<b>\$ 42,000</b>	<b>\$ -</b>	<b>\$ -</b>	<b>\$ -</b>	<b>\$ -</b>	<b>\$ 42,000</b>

**Operational Impact/Other**  
 There would be no operational impact from this project.

# CITY OF WAUKESHA, WISCONSIN

## 5-Year Community Investment Program 2018-2022

Department	Library
Dept. Head	John Klima
Project Contact	Jim LaPaz
Useful Life	30 Years
Category	Buildings
Priority	3 - Would enhance operations, but not mandatory.
<b>Total Project Cost \$ 300,000</b>	

<b>Project Name</b>	Carnegie Room Renovation
---------------------	--------------------------

**Description**

A four-part Space Utilization & Design Study for the Waukesha Public Library was funded as a \$15,000 Capital Improvement Project in FY2012. Completed in August of 2013, this plan focused on four specific parts of library service and facility management, and was designed to accommodate various levels of municipal funding potential. One particular area, the Carnegie Room Renovation Project, stood out from the rest as a viable and extraordinarily cost-effective solution to some of the current and future challenges that face the organization.

**Justification/ How does this Increase Service to Residents?**

The Carnegie Room Renovation Project accomplishes two important goals: 1) When completed, it will help to address some current challenges at a substantial cost-savings when compared to expensive alternatives; and 2) It presents a unique opportunity for continued growth and community reach. Three specific reasons provide necessary justification for this project (note that far more information is available): 1) It better utilizes current space and avoids an expensive building addition; 2) It presents more space for Library programs; and 3) It re-energizes a rare cultural landmark and capitalizes on a largely unknown accolade for the City. In short, the result of repurposing this space adds more room for the Library's varied and expansive collection of books, periodicals and artifacts, adds a location for Library programs and events to take place, and it doubles current capacity for audiences. Finally, it preserves and protects a historically- and culturally-significant contribution to the City that deserves attention.

Fund-Org.-Object-Project	Funding Sources	FY '18	FY '19	FY '20	FY '21	FY '22	Total
0420-5124-49110	10-yr GO Debt	\$ -	\$ -	\$ 300,000	\$ -	\$ -	\$ 300,000
<b>Total</b>		\$ -	\$ -	\$ 300,000	\$ -	\$ -	\$ 300,000

Fund-Org.-Object-Project	Expenditures	FY '18	FY '19	FY '20	FY '21	FY '22	Total
0420-5124-68220	Carnegie Room Renovation	\$ -	\$ -	\$ 300,000	\$ -	\$ -	\$ 300,000
<b>Total</b>		\$ -	\$ -	\$ 300,000	\$ -	\$ -	\$ 300,000

**Operational Impact/Other**

Other than perhaps a bump in facility insurance, there are no ongoing operational costs associated with this project. The room already exists, so HVAC costs and maintenance will most likely stay the exact same.

# CITY OF WAUKESHA, WISCONSIN

## 5-Year Community Investment Program 2018-2022

Department	Library
Dept. Head	John Klima
Project Contact	Jim LaPaz
Useful Life	30 Years
Category	Buildings
Priority	3 - Would enhance operations, but not mandatory.

Project Name	Library Interior Renovations
--------------	------------------------------

**Total Project Cost \$ 1,004,737**

### Description

According to the 2012 City of Waukesha Public Facilities Needs Assessment And Impact Fee Study, the Waukesha Public Library is currently deficient by 8,367 square feet of space needed to serve current population levels. It is unlikely that the necessary \$2,350,756 recommended in the Study to solve this problem will be funded in the near future, so Library administrators took steps to develop a far less expensive, but equally impactful solution. By renovating and repurposing several spaces at once, we can achieve many of the objectives described in the Study for nearly half of the recommended figure.

### Justification/ How does this Increase Service to Residents?

One of the most popular areas of the Library is the Children’s Department, which was renovated in 2010. It was modernized to create a space that works to the benefit of patrons, and provides a unique and impactful Library experience. Children’s attendance at programs has gone up substantially as a result of the renovation, and it is undoubtedly one of the most highly-trafficked areas in the building. Put simply, we would like to provide this same experience to all Library patrons by renovating the entire downstairs of the facility. A Space Needs Study was completed in early 2013, and identifies four specific areas (including the Carnegie Room Renovation) where a positive and measurable difference could be implemented to bring the Waukesha Public Library up to a modern design. A 32-page proposal from Milwaukee-based firm Engberg-Anderson is available and should be included with this justification. Please note that the Carnegie Room Renovation Project is NOT included in this figure. The breakdown is as follows: \$346,119 for labor and materials for Wayfinding improvements (Part I); \$28,000 for retailing vestibule; \$107,187 for Sound Center/Makerspace (Part II); \$436,717 for Community Room expansion (Part III); \$69,575 for Wayfinding furniture; \$1,694 for Sound Center/Makerspace furniture; \$5,445 for Community Room furniture; \$10,000 for LED monitors.

Fund-Org.-Object-Project	Funding Sources	FY '18	FY '19	FY '20	FY '21	FY '22	Total
0420-5124-49110	10-yr GO Debt	\$ -	\$ -	\$ 1,004,737	\$ -	\$ -	\$ 1,004,737
<b>Total</b>		\$ -	\$ -	\$ 1,004,737	\$ -	\$ -	\$ 1,004,737

Fund-Org.-Object-Project	Expenditures	FY '18	FY '19	FY '20	FY '21	FY '22	Total
0420-5124-68220	Wayfinding Improvements	\$ -	\$ -	\$ 346,119	\$ -	\$ -	\$ 346,119
0420-5124-68220	Vestibule Retiling	\$ -	\$ -	\$ 28,000	\$ -	\$ -	\$ 28,000
0420-5124-68220	Children's Makerspace	\$ -	\$ -	\$ 107,187	\$ -	\$ -	\$ 107,187
0420-5124-68220	Community Room Expansion	\$ -	\$ -	\$ 436,717	\$ -	\$ -	\$ 436,717
0420-5124-68220	Wayfinding Furniture	\$ -	\$ -	\$ 69,575	\$ -	\$ -	\$ 69,575
0420-5124-68220	Makerspace furniture	\$ -	\$ -	\$ 1,694	\$ -	\$ -	\$ 1,694
0420-5124-68220	Community Room Furniture	\$ -	\$ -	\$ 5,445	\$ -	\$ -	\$ 5,445
0420-5124-68220	LED Monitors	\$ -	\$ -	\$ 10,000	\$ -	\$ -	\$ 10,000
<b>Total</b>		\$ -	\$ -	\$ 1,004,737	\$ -	\$ -	\$ 1,004,737

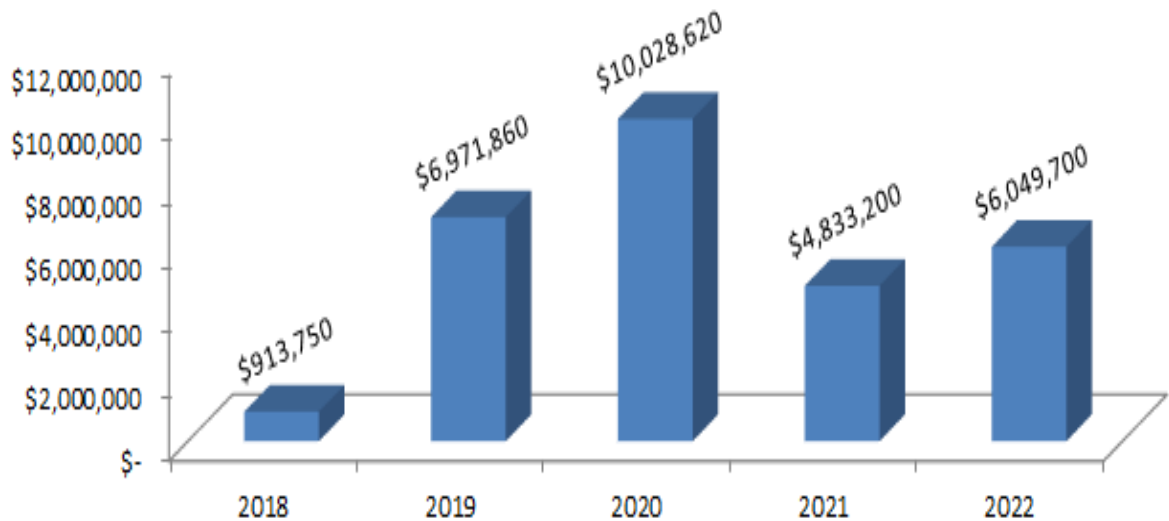
### Operational Impact/Other

The operational impact is varied. All renovations to the three major areas can take place with limited impact to building maintenance and/or staffing. This is because a certain level of quality customer service can be achieved with current staffing levels. More staff would be of great benefit (i.e. having the studio staffed at all times would be ideal) but there may be some flexibility regarding repurposing the roles of current staff if the project is approved. For purposes of this document, the operational impact would be \$10,000 - \$50,000 per year depending on what parts of the project move forward.

# MAJOR CAPITAL PROJECTS

## PARKS, RECREATION, AND FORESTRY

### Parks, Recreation & Forestry Major Capital Projects 2018-2022



### Parks-Rec-Forestry Major Capital Projects 2018-2022

Project Name	2018	2019	2020	2021	2022	Total
Playground Equipment and Surface Replacement	\$ -	\$ 445,000	\$ 290,000	\$ 290,000	\$ 290,000	\$ 1,315,000
Park Furnishings	24,000	40,160	33,600	41,000	36,000	174,760
Schuetze Rec. Center Improvements	90,000	70,000	50,000	38,000	78,000	326,000
Parking Lot Improvements	-	142,000	115,000	115,000	115,000	487,000
Park Lighting	81,750	98,500	114,000	54,000	54,000	402,250
Athletic Facility Improvements	-	610,000	1,480,000	810,000	600,000	3,500,000
Tennis Court Improvements - Resurfacing	-	54,000	54,000	54,000	26,000	188,000
Park Fencing	-	207,000	328,980	257,000	71,000	863,980
Riverwalk Improvements	40,000	80,000	102,500	80,000	110,500	413,000
Park Improvements	355,000	510,000	410,000	495,000	410,000	2,180,000
Bike/Ped. Improvements	15,000	190,000	50,000	50,000	50,000	355,000
Park Shelter Improvements	29,500	24,200	24,200	24,200	24,200	126,300
Buchner Aquatic Center & Improvements	-	4,250,000	4,250,000	-	-	8,500,000
Southern Regional Maintenance Center	10,000	-	1,830,340	-	-	1,840,340
New Park Development (Meadowview)	200,000	145,000	725,000	2,000,000	4,185,000	7,255,000
Aviation Maint. Center Building Improvements	65,000	51,000	101,000	-	-	217,000
Wauk. Springs Park / YMCA Agreement	3,500	5,000	-	-	-	8,500
Tennis Court Reconstruction	-	-	-	525,000	-	525,000
EB Shurts Building Improvements	-	30,000	50,000	-	-	80,000
Park Master Plans	-	20,000	20,000	-	-	40,000
<b>Parks Rec. &amp; Forestry Total</b>	<b>\$ 913,750</b>	<b>\$ 6,971,860</b>	<b>\$ 10,028,620</b>	<b>\$ 4,833,200</b>	<b>\$ 6,049,700</b>	<b>\$ 28,797,130</b>



# SHINE SOME LIGHT ON IT

Lighting plays an important role in our City by allowing us to enjoy Downtown, our Parks, our Riverwalk and so much more, even when it's dark. Currently, the City has a variety of light fixtures in varying states of disrepair at sites throughout the City. The Parks, Recreation and Forestry Department is taking the initiative to replace the light structures in the parks, trails, facilities, athletic fields, and recreational areas. The lights will not just be replaced as they are now, the lights will be upgraded to new LED fixtures.

The lights are being replaced as many of them are damaged, deteriorated and inefficient. Due to their age, they are very expensive to repair. In fact, the majority of the lighting fixtures in the parks date back to the 1970's.

## 1970's

Year most park lighting fixtures were installed

### Benefits to replacing lights with new LED lights:

**Cost Savings:** The new LED light fixtures will be considerably more energy efficient (up to 50%) and are expected to provide up to 90,000 hours of use before replacement is needed. In addition, as the lighting is more effective, in most parks and public areas there will be a reduction in the actual number of light poles needed.

**Standardization:** The new light poles that are being installed in parks will match the light poles that are being installed downtown. Not only does this help provide a uniform look to the City, it also helps reduce costs for replacement parts. Currently, in the Riverwalk and Frame Park area alone there are 4 different pole bases. This means that the City has to stock multiple light poles and replacement parts. With a standardized system, it will reduce the amount of replacement parts the City needs to store and have ready.

**Reduction in Light Pollution:** The new LED lighting will provide a brighter and more uniform coverage than what currently exists. The spill light and glare will be reduced by 50%, which means neighbors are less impacted by the lighting of the fields and parks.

**Increased Security:** Many people use the pathways, playgrounds, skate park, shelters, tennis courts and fields in our parks well after dusk. Brighter, more reliable lighting will ensure our residents can enjoy the parks after dusk, and do so safely. The lighting also assists police officers in being able to patrol the park areas more easily and helps to deter crime.

**Controlled Remotely:** The new LED lighting systems for the athletic fields can be controlled remotely online or through a phone number. This reduces the amount of staff time spent traveling to turn lights on or off for teams or those renting the facility. It also means that last minute adjustments can be made at a moments notice.



New LED lights installed at Bethesda Park

## Construction

The lighting replacements are included in the City’s five-year Capital Improvement Plan (CIP). Replacing the lighting is spaced out over a number of years with the lights in certain parks being replaced each year. The following is the proposed timeline for replacements.

Year	Park
2017	Saratoga Park– Athletic Field Lighting, Youmans Park, and Horeb Park
2018	Cutler Park, Veteran’s Park, and Buchner Park Tennis Lights
2019	WRO Youth Sports Complex, and Waukesha Springs Park
2020	Heyer Park
2021	Lowell Park Tennis Lights, Preideman Park
2022	Grandview Park

The current cost per light pole for the LED park lighting is approximately: \$4,685-\$7,085 which includes a new concrete base as well as conduit and wiring. The variance in price comes in the amount of boring underground that is needed to reach the light pole and the length of conduit and wire needed. These lengths differ greatly by each location leading to varying costs per location. The athletic field lighting is more expensive due to its size and design. The Saratoga Athletic Field Lighting was included in the 2016 CIP at a cost of \$562,702 with the work taking place in 2017. When compared to a traditional lighting system, LED lighting provides a greater payback over time .

Updating the lighting system now is an investment and is essential for ensuring that our parks and athletic fields remain safe and usable for many years to come.



New LED lights for the athletic fields at Saratoga Park

**CITY OF WAUKESHA, WISCONSIN**

**5-Year Community Investment Program  
2018-2022**

<b>Department</b>	Park / Rec / Forestry
<b>Dept. Head</b>	Ron Grall
<b>Project Contact</b>	Keith Johnson
<b>Useful Life</b>	20 Years
<b>Category</b>	Park and Recreation
<b>Priority</b>	1 - MUST be done this year. Cannot defer.

<b>Project Name</b>	Playground Improvements / Surfacing
---------------------	-------------------------------------

**Total Project Cost \$ 1,315,000**

**Description**

Frame Park playground has served many of our citizens since the 1990's and was state of the art at that time, a real destination playground. With the advancement of ADA (American's with Disabilities Act) and a deeper understanding of inclusive play/park environments for all ages and abilities as well as changes in the playground safety guidelines and standards, Frame Park is an ideal location for a modernized play environment. Utilizing a variety of industry professionals, fitness experts and organizational advocates, like Utah State University's Center for Person with Disabilities, will qualify Frame Park to be listed as a National Demonstration Site. This national recognition will cover three categories: inclusive play, adult fitness and incorporating play with the living landscape. The City of Waukesha will be on the forefront of applying cutting edge research and design which in turn will bring the Frame Park play environment back into the limelight as was done in the 1990's.

**Justification/ How does this Increase Service to Residents?**

The Frame Park playground has some of the oldest equipment in the park system. The equipment and installed amenities are showing significant wear and tear due to intensive use and age of the equipment. This playground is a popular City destination, accommodating various picnics, rentals and special events. ADA compliance, adult fitness components and integrating nature with play will increase the community value of this playground. Donations from various community organizations (i.e., Park Foundation) will be pursued.

Fund-Org.-Object-Project	Funding Sources	FY '18	FY '19	FY '20	FY '21	FY '22	Total
0420-5524-49110	10-yr GO Debt	\$ -	\$ 310,737	\$ 290,000	\$ 290,000	\$ 290,000	\$ 1,180,737
0420-5524-42580	CDBG Grant	\$ -	\$ 34,263	\$ -	\$ -	\$ -	\$ 34,263
0420-5524-48410	Private Donations	\$ -	\$ 100,000	\$ -	\$ -	\$ -	\$ 100,000
<b>Total</b>		\$ -	\$ 445,000	\$ 290,000	\$ 290,000	\$ 290,000	\$ 1,315,000

Fund-Org.-Object-Project	Expenditures	FY '18	FY '19	FY '20	FY '21	FY '22	Total
0420-5524-68290	Moreland (Frame)	\$ -	\$ 445,000	\$ -	\$ -	\$ -	\$ 445,000
0420-5524-68290	Grandview	\$ -	\$ -	\$ 145,000	\$ -	\$ -	\$ 145,000
0420-5524-68290	Dopp	\$ -	\$ -	\$ -	\$ 145,000	\$ -	\$ 145,000
0420-5524-68290	Priedeman	\$ -	\$ -	\$ -	\$ -	\$ 145,000	\$ 145,000
0420-5524-68290	Roberta	\$ -	\$ -	\$ -	\$ -	\$ -	\$ -
0420-5524-68290	Buchner	\$ -	\$ -	\$ -	\$ -	\$ 145,000	\$ 145,000
0420-5524-68290	Minaka	\$ -	\$ -	\$ -	\$ 145,000	\$ -	\$ 145,000
0420-5524-68290	Bethesda	\$ -	\$ -	\$ -	\$ -	\$ -	\$ -
0420-5524-68290	David's Park	\$ -	\$ -	\$ 145,000	\$ -	\$ -	\$ 145,000
<b>Total</b>		\$ -	\$ 445,000	\$ 290,000	\$ 290,000	\$ 290,000	\$ 1,315,000

**Operational Impact/Other**

Most of this work would be done in cooperation with DPW and PRF work crews in regard to site prep. The playground install would be a "Community Build Project" saving tax dollars, and establishing community relationships to support and help monitor park activities.

**CITY OF WAUKESHA, WISCONSIN**

**5-Year Community Investment Program  
2018-2022**

<b>Department</b>	Park / Rec / Forestry
<b>Dept. Head</b>	Ron Grall
<b>Project Contact</b>	Melissa Philipps/Keith Johnson
<b>Useful Life</b>	15 Years
<b>Category</b>	Park and Recreation
<b>Priority</b>	1 - MUST be done this year. Cannot defer.
<b>Total Project Cost \$ 174,760</b>	

<b>Project Name</b>	Park Furnishings
---------------------	------------------

**Description**  
The proposed park furnishings (bleachers, picnic tables, benches, trash receptacles and park identification signs) require periodic replacement in order to maintain park maintenance standards.

**Justification/ How does this Increase Service to Residents?**  
The proposed park furnishings would help address needed replacements in the park system. Additionally, a significant number of park benches and trash receptacles and Park ID Signs are in need of replacement and will generally improve park functionality and appearance.

Fund-Org.-Object-Project	Funding Sources	FY '18	FY '19	FY '20	FY '21	FY '22	Total
0420-5555-49110	10-yr GO Debt	\$ 24,000	\$ 40,160	\$ 33,600	\$ 41,000	\$ 36,000	\$ 174,760
<b>Total</b>		<b>\$ 24,000</b>	<b>\$ 40,160</b>	<b>\$ 33,600</b>	<b>\$ 41,000</b>	<b>\$ 36,000</b>	<b>\$ 174,760</b>

Fund-Org.-Object-Project	Expenditures	FY '18	FY '19	FY '20	FY '21	FY '22	Total
0420-5555-68290	Bleachers (5)	\$ -	\$ 24,160	\$ -	\$ 25,000	\$ -	\$ 49,160
0420-5555-68290	Picnic Tables (10)	\$ 8,000	\$ -	\$ 8,000	\$ -	\$ 8,000	\$ 24,000
0420-5555-68290	Benches (12)	\$ -	\$ -	\$ 9,600	\$ -	\$ -	\$ 9,600
0420-5555-68290	Trash Receptacles (10)	\$ -	\$ -	\$ -	\$ -	\$ 12,000	\$ 12,000
0420-5555-68290	Park ID Signs	\$ 16,000	\$ 16,000	\$ 16,000	\$ 16,000	\$ 16,000	\$ 80,000
<b>Total</b>		<b>\$ 24,000</b>	<b>\$ 40,160</b>	<b>\$ 33,600</b>	<b>\$ 41,000</b>	<b>\$ 36,000</b>	<b>\$ 174,760</b>

**Operational Impact/Other**  
A replacement program of essential park furnishings (benches, picnic tables, trash receptacles, Park ID Signs, etc.) is necessary in order to maintain quality park/recreation areas and facilities that are desirable for public use. A negative impact on revenue and use is the typical result, if these essential park furnishings are not replaced periodically. The replacement park signage would be eco-friendly composite plastic that are long lasting and low maintenance (i.e. no painting, no wood rot, etc.). Operationally, the new aluminum bleachers require little annual maintenance, hold up to the weather, and are designed to meet or exceed current IBC standards.

**CITY OF WAUKESHA, WISCONSIN**

**5-Year Community Investment Program  
2018-2022**

<b>Department</b>	Park / Rec / Forestry
<b>Dept. Head</b>	Ron Grall
<b>Project Contact</b>	Ryan Fisk/Mark Thompson
<b>Useful Life</b>	20 Years
<b>Category</b>	Park and Recreation
<b>Priority</b>	1 - MUST be done this year. Cannot defer.

<b>Project Name</b>	Schuetze Recreation Center Improvements
---------------------	---

**Total Project Cost \$ 326,000**

**Description**

In 2018, we are proposing raising of the concrete, and installation of concrete ramps to eliminate height differences and meet ADA requirements. The building and floor have settled several inches since it's original construction. Some of the floor tiles have asbestos, which will need to be abated. In future years, we are proposing replacement of the remainder of the Activity Room windows, with blinds in between the double panes, and replacement of the Riverview Room windows. Interior and exterior gym doors will be replaced. A building-wide sound system is scheduled for installation in 2020.

**Justification/ How does this Increase Service to Residents?**

Repairs to the concrete subfloor and tile flooring will enhance ADA compliance. Adaptive, early childhood and senior programs will be positively impacted by the improvements.

In regard to window replacement, they are original to the building and not energy efficient. The new windows will help retain temperatures, using less heat in the winter and less air conditioning in the summer. The "built-in blinds" will virtually eliminate damage and potential risk of injury experienced with traditional exposed blinds (hanging cords/blinds). With the installation of the windows with interior blinds in 2016, the above mentioned items have been realized, and support from the public has been quite positive. Spectator viewing will be enhanced by the new doors (windows). Energy efficiency will increase with the new doors' weathertight seals.

Fund-Org.-Object-Project	Funding Sources	FY '18	FY '19	FY '20	FY '21	FY '22	Total
0420-5523-49110	10-yr GO Debt	\$ 90,000	\$ 70,000	\$ 35,000	\$ 38,000	\$ 78,000	\$ 311,000
0420-5523-48410	Donations	\$ -	\$ -	\$ -	\$ -	\$ -	\$ -
0420-5523-49220	Transfer fr. Special Revenue	\$ -	\$ -	\$ 15,000	\$ -	\$ -	\$ 15,000
<b>Total</b>		<b>\$ 90,000</b>	<b>\$ 70,000</b>	<b>\$ 50,000</b>	<b>\$ 38,000</b>	<b>\$ 78,000</b>	<b>\$ 326,000</b>

Fund-Org.-Object-Project	Expenditures	FY '18	FY '19	FY '20	FY '21	FY '22	Total
0420-5523-68290	Concrete Floor Repairs & Tile	\$ 90,000	\$ -	\$ -	\$ -	\$ -	\$ 90,000
0420-5523-68290	Flat Roof Replacement	\$ -	\$ -	\$ -	\$ -	\$ 78,000	\$ 78,000
0420-5523-68290	Windows	\$ -	\$ 32,000	\$ -	\$ 24,000	\$ -	\$ 56,000
0420-5523-68290	Doors	\$ -	\$ 38,000	\$ -	\$ 14,000	\$ -	\$ 52,000
0420-5523-68290	Sound System	\$ -	\$ -	\$ 50,000	\$ -	\$ -	\$ 50,000
<b>Total</b>		<b>\$ 90,000</b>	<b>\$ 70,000</b>	<b>\$ 50,000</b>	<b>\$ 38,000</b>	<b>\$ 78,000</b>	<b>\$ 326,000</b>

**Operational Impact/Other**

The improvement to the concrete subfloor will reduce the damage created to the floor tiles and baseboards, eliminating constant repair. The proposed replacement to double pane insulated windows would promote utility savings. In addition, the improvements would reduce the level of repairs currently experienced (replacement of blinds, service calls, overtime, etc.). The doors are more energy efficient, and have better locking mechanisms for higher security and safety.

CITY OF WAUKESHA, WISCONSIN

5-Year Community Investment Program  
2018-2022

Department	Park / Rec / Forestry
Dept. Head	Ron Grall
Project Contact	Melissa Philipps
Useful Life	30 Years
Category	Park and Recreation
Priority	1 - MUST be done this year. Cannot defer.
<b>Total Project Cost \$ 487,000</b>	

Project Name	Parking Lot Improvements
--------------	--------------------------

Description	<p><b>Banting Park:</b> Parking lot will be reconstructed, including heaving concrete curb and gutter.  <b>Frame Park:</b> Parking lots (2) will be crackfilled, sealed and striped.</p> <p>In regard to budget years 2020+, additional parking lot projects will be identified as part of a comprehensive, ongoing parking lot maintenance program.</p>
-------------	--

Justification/ How does this Increase Service to Residents?	Many parking lots in our system have cracks, asphalt rubble, etc., that are so bad they are causing trip concerns.
---	--

Fund-Org.-Object-Project	Funding Sources	FY '18	FY '19	FY '20	FY '21	FY '22	Total
0420-5542-49110	10-yr GO Debt	\$ -	\$ 142,000	\$ 115,000	\$ 115,000	\$ 115,000	\$ 487,000
<b>Total</b>		\$ -	\$ 142,000	\$ 115,000	\$ 115,000	\$ 115,000	\$ 487,000

Fund-Org.-Object-Project	Expenditures	FY '18	FY '19	FY '20	FY '21	FY '22	Total
0420-5542-68290	Banting Parking Lot	\$ -	\$ 115,000	\$ -	\$ -	\$ -	\$ 115,000
0420-5542-68290	Frame Moreland Parking Lot	\$ -	\$ 15,000	\$ -	\$ -	\$ -	\$ 15,000
0420-5542-68290	Frame Baseball Parking Lot	\$ -	\$ 12,000	\$ -	\$ -	\$ -	\$ 12,000
0420-5542-68290	Additional Lots	\$ -	\$ -	\$ 115,000	\$ 115,000	\$ 115,000	\$ 345,000
<b>Total</b>		\$ -	\$ 142,000	\$ 115,000	\$ 115,000	\$ 115,000	\$ 487,000

Operational Impact/Other	<p>By taking responsible maintenance measures, the crack-filling and sealing ensures that the life span of lots is extended, deferring complete reconstruction until it is needed at a later date. Banting has reached the end of its useful life regarding crackfilling and sealing, and along with the heaving concrete curb, the lot is in need of reconstruction.</p> <p>The Parking Lot Maintenance Program would systematically identify needed improvements associated with the following park parking lots: Prairie, Grede, Saratoga (2), Mindiola (3), Frame (4), Grandview, Hillcrest (2), Horeb Springs (2), Lowell, WRO Youth Complex, Rivers Crossing, Waukesha Springs, Woodfield (2), WPRF Department (3 lots plus paved yard), and EB Shurts.</p>
--------------------------	---

**CITY OF WAUKESHA, WISCONSIN**

**5-Year Community Investment Program  
2018-2022**

<b>Department</b>	Park / Rec / Forestry
<b>Dept. Head</b>	Ron Grall
<b>Project Contact</b>	Melissa Philipps/Ryan Fisk
<b>Useful Life</b>	30 Years
<b>Category</b>	Park and Recreation
<b>Priority</b>	1 - MUST be done this year. Cannot defer.
<b>Total Project Cost \$ 402,250</b>	

<b>Project Name</b>	Park Lighting
---------------------	---------------

**Description**  
 The majority of the lighting fixtures in the parks date back to the 1960's. The outdated equipment is difficult and expensive to repair. Replacement of lights in several parks with new LED lighting will ensure a greater light coverage in areas that need it. Future years reflect continuing these replacements, as a comprehensive plan is developed. It is our goal to match up with the new downtown street lighting fixtures.

**Justification/ How does this increase service to residents?**  
 Our residents use the pathways, playgrounds, skate park, shelters and other facilities in our parks well after dusk. Brighter, more reliable lighting will ensure our residents can enjoy the parks after dusk, and do so safely. The police officers appreciate the parks being well lit as they are easier to patrol and deter crime as well. Current cost is approximately: \$4,685-\$7,085 per light pole, which includes new concrete base and conduit and wiring via directional boring. The variance comes in the amount of directional boring and length of conduit and wire, which differs greatly by location. Currently within the Five Year CIP are the following parks: Cutler (8), Heyer (15), Veterans (2), Waukesha Springs (8), Preideman (6), and Grandview (6).

Fund-Org.-Object-Project	Funding Sources	FY '18	FY '19	FY '20	FY '21	FY '22	Total
0420-5572-49110	10-yr GO Debt	\$ 81,750	\$ 98,500	\$ 114,000	\$ 54,000	\$ 54,000	\$ 402,250
<b>Total</b>		<b>\$ 81,750</b>	<b>\$ 98,500</b>	<b>\$ 114,000</b>	<b>\$ 54,000</b>	<b>\$ 54,000</b>	<b>\$ 402,250</b>

Fund-Org.-Object-Project	Expenditures	FY '18	FY '19	FY '20	FY '21	FY '22	Total
0420-5572-68290	Cutler (8)	\$ 71,000	\$ -	\$ -	\$ -	\$ -	\$ 71,000
0420-5572-68290	Veteran's (2)	\$ 10,750	\$ -	\$ -	\$ -	\$ -	\$ 10,750
0420-5572-68290	WRO Youth Sports Complex	\$ -	\$ 62,500	\$ -	\$ -	\$ -	\$ 62,500
0420-5572-68290	Heyer (15)	\$ -	\$ -	\$ 114,000	\$ -	\$ -	\$ 114,000
0420-5572-68290	Waukesha Springs Park (8)	\$ -	\$ 36,000	\$ -	\$ -	\$ -	\$ 36,000
0420-5572-68290	Preideman (6)	\$ -	\$ -	\$ -	\$ 54,000	\$ -	\$ 54,000
0420-5572-68290	Grandview (6)	\$ -	\$ -	\$ -	\$ -	\$ 54,000	\$ 54,000
<b>Total</b>		<b>\$ 81,750</b>	<b>\$ 98,500</b>	<b>\$ 114,000</b>	<b>\$ 54,000</b>	<b>\$ 54,000</b>	<b>\$ 402,250</b>

**Operational Impact/Other**  
 The current light systems are outdated, thus difficult, time-consuming and expensive to repair. New light fixtures will be considerably more energy efficient (up to 50%) as we switch to LED, positively impacting the budget on both labor and replacements costs. New conduit will reduce the outages due to underground shorting out of the wire.

# CITY OF WAUKESHA, WISCONSIN

## 5-Year Community Investment Program 2018-2022

Department	Park / Rec / Forestry
Dept. Head	Ron Grall
Project Contact	Melissa Philipps
Useful Life	35 Years
Category	Park and Recreation
Priority	1 - MUST be done this year. Cannot defer.
<b>Total Project Cost \$ 3,500,000</b>	

<b>Project Name</b>	<b>Athletic Facility Improvements</b>
---------------------	---------------------------------------

### Description

**Mindiola North:** Proposed for 2019, is the development of 7 youth-sized, quality soccer fields, and construction of an asphalt pathway system on the north side of Mindiola Park (north of Hoover Ave.) expanding upon the existing 5 fields located on the south side of the park. Project costs include design and permit fees (WI DNR), erosion control, and rough and finish grading, seeding, asphalt pathways and storage shed construction. A considerable amount of fill is anticipated to bring fields up to proper grade.

**WRO Improvements:** Proposed for 2019, is the development of a Park Shelter/Restroom and Concessions Facility, two basketball courts and installation of an irrigation system for the multi-purpose field for football/lacrosse/soccer).

**Lowell Tennis Courts:** Replace lighting systems that are 35+ years old. The poles/bases, ballasts, fixtures and electrical line conduit are antiquated, difficult to maintain and not energy efficient. In the past few years, we have experienced a growing number of failures creating customer complaints. In addition, compatible replacement parts are becoming increasingly difficult to procure.

### Justification/ How does this Increase Service to Residents?

**Mindiola North:** The additional fields will create a soccer complex environment to host larger tournament play (meeting a community need) and generating positive economic impact for the community (aligns with City Strategic Plan Goal #7).

**WRO Improvements:** The shelter facility would enable new rental functions, generating additional revenue and providing needed restroom facilities to that area of the complex. The basketball courts would primarily accommodate neighborhood needs (nearest public courts are at Pebble Valley Park). The irrigation system would promote and maintain higher quality turf to better accommodate the multiple sports currently taking place on the field.

**Lowell Tennis Court Lights:** The lighting will provide a brighter and more uniform coverage than what currently exists. The spill light and glare will be reduced by ~50%, so that neighbors are less impacted by the lighting of the courts. Energy costs will be reduced by ~50%, as we switch to LED technology. The new lights will have remote control/scheduling so that lights can be turned on and off by staff off site at a moment's notice. The current poles/bases, ballasts and fixtures are antiquated, difficult to maintain and not efficient.

Fund-Org.-Object-Project	Funding Sources	FY '18	FY '19	FY '20	FY '21	FY '22	Total
0420-5571-49110	10-yr GO Debt	\$ -	\$ 610,000	\$ 1,480,000	\$ 810,000	\$ 600,000	\$ 3,500,000
<b>Total</b>		\$ -	\$ 610,000	\$ 1,480,000	\$ 810,000	\$ 600,000	\$ 3,500,000

Fund-Org.-Object-Project	Expenditures	FY '18	FY '19	FY '20	FY '21	FY '22	Total
0420-5571-68290	Mindiola Improvements	\$ -	\$ 270,000	\$ 600,000	\$ -	\$ -	\$ 870,000
0420-5571-68290	Lowell Tennis Lights	\$ -	\$ -	\$ -	\$ 210,000	\$ -	\$ 210,000
0420-5571-68290	WRO Improvements	\$ -	\$ 340,000	\$ -	\$ -	\$ -	\$ 340,000
0420-5571-68290	Prairie Football Improvements	\$ -	\$ -	\$ -	\$ -	\$ 600,000	\$ 600,000
0420-5571-68290	Lowell Soccer Field Renovation	\$ -	\$ -	\$ -	\$ 600,000	\$ -	\$ 600,000
0420-5571-68290	Saratoga Complex Renovation	\$ -	\$ -	\$ 880,000	\$ -	\$ -	\$ 880,000
<b>Total</b>		\$ -	\$ 610,000	\$ 1,480,000	\$ 810,000	\$ 600,000	\$ 3,500,000

### Operational Impact/Other

**Mindiola North:** Additional revenues will be realized through expanded programming and tournaments to assist in offsetting anticipated maintenance and equipment expenditures (additional field lining, weed control, and soccer goals, etc.).

**WRO Improvements:** Additional revenues will be realized through expanded rentals and shared concession revenues to help offset anticipated maintenance expenditures (cleaning/maintenance of restrooms, utilities, etc.).

**Lowell Tennis Court Lights:** All of the light fixtures and ballasts are antiquated, making repairs very costly and time consuming. There will be a significant reduction in energy costs (up to 50%), and an even larger reduction in maintenance costs. The ability to remotely control and schedule lights adds to the efficiency of staff time. The 25 year warranty includes both labor and materials.



**CITY OF WAUKESHA, WISCONSIN**

**5-Year Community Investment Program  
2018-2022**

<b>Department</b>	Park / Rec / Forestry
<b>Dept. Head</b>	Ron Grall
<b>Project Contact</b>	Melissa Philipps/Mary Berg
<b>Useful Life</b>	5 Years
<b>Category</b>	Park and Recreation
<b>Priority</b>	1 - MUST be done this year. Cannot defer.
<b>Total Project Cost \$ 188,000</b>	

<b>Project Name</b>	Tennis Court Improvements - Resurfacing
---------------------	---

**Description**  
 Heyer Park courts are in need of crack-filling, patching, resurfacing & restriping. Repairs include armor system crack-filling, control joint repairs with a court patch grinder, leveling of low areas to prevent standing water (causes coloring & paint to fail), application of two new coats of acrylic resurface material and two coats of color to preserve the integrity of the asphalt pads. This type of maintenance helps to deter further deterioration of the entire court surfacing and prolong the life of the asphalt. Some level of financial support is anticipated from Waukesha Tennis Association in regard to Heyer Tennis Courts.

**Justification/ How does this Increase Service to Residents?**  
 The popular Heyer courts are highly utilized by the Department, high schools, Waukesha Tennis Association and the community for instructional, tournament, competitive and recreational play purposes.

Fund-Org.-Object-Project	Funding Sources	FY '18	FY '19	FY '20	FY '21	FY '22	Total
0420-5525-49110	10-yr GO Debt	\$ -	\$ 40,000	\$ 40,000	\$ 40,000	\$ 26,000	\$ 146,000
0420-5525-48410	Private Donations	\$ -	\$ 14,000	\$ 14,000	\$ 14,000	\$ -	\$ 42,000
	<b>Total</b>	\$ -	\$ 54,000	\$ 54,000	\$ 54,000	\$ 26,000	\$ 188,000

Fund-Org.-Object-Project	Expenditures	FY '18	FY '19	FY '20	FY '21	FY '22	Total
0420-5525-68290	Heyer Tennis Courts (4)	\$ -	\$ 54,000	\$ 54,000	\$ 54,000	\$ -	\$ 162,000
0420-5525-68290	Grandview (2)	\$ -	\$ -	\$ -	\$ -	\$ 26,000	\$ 26,000
	<b>Total</b>	\$ -	\$ 54,000	\$ 54,000	\$ 54,000	\$ 26,000	\$ 188,000

**Operational Impact/Other**  
 By taking responsible maintenance measures, the crack-filling and resurfacing ensures that the life span of courts is extended, deferring complete reconstruction until it is needed at a later date.

**CITY OF WAUKESHA, WISCONSIN**

**5-Year Community Investment Program  
2018-2022**

<b>Department</b>	Park / Rec / Forestry
<b>Dept. Head</b>	Ron Grall
<b>Project Contact</b>	Melissa Philipps/Keith Johnson
<b>Useful Life</b>	20 Years
<b>Category</b>	Park and Recreation
<b>Priority</b>	1 - MUST be done this year. Cannot defer.

<b>Project Name</b>	Park Fencing
---------------------	--------------

**Total Project Cost \$ 863,980**

**Description**

In future years, other outdated, damaged and worn fencing will be identified and included for CIP consideration.

**Justification/ How does this Increase Service to Residents?**

Proposed improvements at baseball and softball fields will enhance playability, making the fields more desirable to play upon for leagues, potentially increasing users such as high school teams and other programs and activities.

Fund-Org.-Object-Project	Funding Sources	FY '18	FY '19	FY '20	FY '21	FY '22	Total
0420-5566-49110	10-yr GO Debt	\$ -	\$ 207,000	\$ 328,980	\$ 257,000	\$ 71,000	\$ 863,980
<b>Total</b>		\$ -	\$ 207,000	\$ 328,980	\$ 257,000	\$ 71,000	\$ 863,980

Fund-Org.-Object-Project	Expenditures	FY '18	FY '19	FY '20	FY '21	FY '22	Total
0420-5566-68290	Lowell Tennis	\$ -	\$ -	\$ -	\$ 71,000	\$ -	\$ 71,000
0420-5566-68290	Buchner Tennis	\$ -	\$ -	\$ 78,980	\$ -	\$ -	\$ 78,980
0420-5566-68290	Prairie Football	\$ -	\$ -	\$ -	\$ -	\$ 71,000	\$ 71,000
0420-5566-68290	Lowell Soccer	\$ -	\$ -	\$ -	\$ 71,000	\$ -	\$ 71,000
0420-5566-68290	Mindiola Soccer	\$ -	\$ 84,000	\$ -	\$ -	\$ -	\$ 84,000
0420-5566-68290	Frame Baseball Dugouts	\$ -	\$ -	\$ 85,000	\$ -	\$ -	\$ 85,000
0420-5566-68290	Frame Baseball Fencing	\$ -	\$ -	\$ 115,000	\$ -	\$ -	\$ 115,000
0420-5566-68290	Dopp	\$ -	\$ 59,000	\$ -	\$ -	\$ -	\$ 59,000
0420-5566-68290	Roberta	\$ -	\$ 64,000	\$ -	\$ -	\$ -	\$ 64,000
0420-5566-68290	Priedeman	\$ -	\$ -	\$ 50,000	\$ -	\$ -	\$ 50,000
0420-5566-68290	Prairie Baseball	\$ -	\$ -	\$ -	\$ 85,000	\$ -	\$ 85,000
0420-5566-68290	Prairie Softball	\$ -	\$ -	\$ -	\$ 30,000	\$ -	\$ 30,000
<b>Total</b>		\$ -	\$ 207,000	\$ 328,980	\$ 257,000	\$ 71,000	\$ 863,980

**Operational Impact/Other**

The indicated improvements will aid in revenue generation as well as enhancing safety elements and the recreational experience.

**CITY OF WAUKESHA, WISCONSIN**

**5-Year Community Investment Program  
2018-2022**

<b>Department</b>	Park / Rec / Forestry
<b>Dept. Head</b>	Ron Grall
<b>Project Contact</b>	Melissa Philipps/Keith Johnson
<b>Useful Life</b>	15 Years
<b>Category</b>	Park and Recreation
<b>Priority</b>	1 - MUST be done this year. Cannot defer.

<b>Project Name</b>	Riverwalk Improvements
---------------------	------------------------

**Total Project Cost \$ 413,000**

**Description**  
In 2018, a dredging feasibility study, including sediment samples, will be done for Saratoga Lake (Frame Park).

**Justification/ How does this Increase Service to Residents?**  
Saratoga Lake (Frame Park) has become increasing silted in over the years. The Badger Ski Show, kayak and canoe rentals, and other users need the water to maintain a certain depth for their activities.

Fund-Org.-Object-Project	Funding Sources	FY '18	FY '19	FY '20	FY '21	FY '22	Total
0420-5573-49110	10-yr GO Debt	\$ 40,000	\$ 80,000	\$ 102,500	\$ 80,000	\$ 110,500	\$ 413,000
<b>Total</b>		<b>\$ 40,000</b>	<b>\$ 80,000</b>	<b>\$ 102,500</b>	<b>\$ 80,000</b>	<b>\$ 110,500</b>	<b>\$ 413,000</b>

Fund-Org.-Object-Project	Expenditures	FY '18	FY '19	FY '20	FY '21	FY '22	Total
0420-5573-68290	Piers (2)	\$ -	\$ -	\$ 22,500	\$ -	\$ 22,500	\$ 45,000
0420-5573-68290	Pathways (~3800 Sq.Ft.)	\$ -	\$ 80,000	\$ 80,000	\$ 80,000	\$ 80,000	\$ 320,000
0420-5573-68290	Benches (5)	\$ -	\$ -	\$ -	\$ -	\$ 4,000	\$ 4,000
0420-5573-68290	Trash Receptacles (4)	\$ -	\$ -	\$ -	\$ -	\$ 4,000	\$ 4,000
0420-5573-68290	Dredging Study	\$ 40,000	\$ -	\$ -	\$ -	\$ -	\$ 40,000
<b>Total</b>		<b>\$ 40,000</b>	<b>\$ 80,000</b>	<b>\$ 102,500</b>	<b>\$ 80,000</b>	<b>\$ 110,500</b>	<b>\$ 413,000</b>

**Operational Impact/Other**  
The dredging study will determine impacts of dredging, and not dredging Saratoga Lake, as well as other options.

# CITY OF WAUKESHA, WISCONSIN

## 5-Year Community Investment Program 2018-2022

Department	Park / Rec / Forestry
Dept. Head	Ron Grall
Project Contact	Melissa Philipps
Useful Life	20 Years
Category	Park and Recreation
Priority	1 - MUST be done this year. Cannot defer.
<b>Total Project Cost \$ 2,180,000</b>	

Project Name	Park Improvements
--------------	-------------------

### Description

**Woodfield Dam:** This project has been a topic of discussion with the WI DNR for several years and entails the requirement to either remove the dam embankment associated with the Woodfield South Pond, or to rebuild the dam. The replacement dam would be compliant with standards required by the WI DNR. As a planning note, the silt in the pond will need to be removed in the relatively near future, benefitting fish habitat. Note: An evaluation is in progress to further assess the feasibility of dam removal and replacement (compliant with WIDNR standards) vs. wetland restoration.

### Justification/ How does this Increase Service to Residents?

**Woodfield Dam:** There has been an expressed level of interest to replace the dam by the area residents, district alderman and the PRF Board. By replacing the dam, it preserves a popular local fishing spot that is also stocked by the WI DNR. The pond also attracts other wildlife that provides a variety of nature-based pursuits and activities (i.e. bird watching, etc.).

Fund-Org.-Object-Project	Funding Sources	FY '18	FY '19	FY '20	FY '21	FY '22	Total
0420-5567-49110	10-yr GO Debt	\$ 355,000	\$ -	\$ -	\$ 495,000	\$ -	\$ 850,000
0420-5569-49110	10-yr GO Debt	\$ -	\$ 510,000	\$ -	\$ -	\$ -	\$ 510,000
0420-5575-49110	10-yr GO Debt	\$ -	\$ -	\$ 410,000	\$ -	\$ 410,000	\$ 820,000
<b>Total</b>		<b>\$ 355,000</b>	<b>\$ 510,000</b>	<b>\$ 410,000</b>	<b>\$ 495,000</b>	<b>\$ 410,000</b>	<b>\$ 2,180,000</b>

Fund-Org.-Object-Project	Expenditures	FY '18	FY '19	FY '20	FY '21	FY '22	Total
0420-5567-68290	Woodfield Park Dam	\$ 355,000	\$ -	\$ -	\$ -	\$ -	\$ 355,000
0420-5567-68290	Woodfield Improvements	\$ -	\$ -	\$ -	\$ 495,000	\$ -	\$ 495,000
0420-5569-68290	Hillcrest Improvements	\$ -	\$ 510,000	\$ -	\$ -	\$ -	\$ 510,000
0420-5575-68290	Missile Improvements	\$ -	\$ -	\$ 410,000	\$ -	\$ 410,000	\$ 820,000
<b>Total</b>		<b>\$ 355,000</b>	<b>\$ 510,000</b>	<b>\$ 410,000</b>	<b>\$ 495,000</b>	<b>\$ 410,000</b>	<b>\$ 2,180,000</b>

### Operational Impact/Other

**Woodfield Dam:** The dam will need to be inspected periodically. Selected spots around the pond will need to be mowed so that the residents can get access to the pond. Silt removal approximately every 15 - 20 years.

**CITY OF WAUKESHA, WISCONSIN**

**5-Year Community Investment Program  
2018-2022**

<b>Department</b>	Park / Rec / Forestry
<b>Dept. Head</b>	Ron Grall
<b>Project Contact</b>	Melissa Philipps
<b>Useful Life</b>	25 Years
<b>Category</b>	Park and Recreation
<b>Priority</b>	1 - MUST be done this year. Cannot defer.
<b>Total Project Cost \$ 355,000</b>	

<b>Project Name</b>	Bike/Ped. Improvements
---------------------	------------------------

**Description**  
 Replacement of existing and new kiosks and wayfinding stations/signage will aid users in navigating to and from the Glacial Drumlin Trail and the Fox River Parkway. A bicycle repair station is a desired and useful amenity for the trailhead, and will be located in the E.B. Shurts parking lot.  
 A maintenance plan is currently being developed for all bike/ped related projects.

**Justification/ How does this increase service to residents?**  
 Currently, wayfinding signage is inadequate. Increasing numbers of users from walkers, rollerbladers, strollers and bicyclists will benefit from the updated signage and kiosks. The repair station will aid bicyclists who need to make repairs on the trail.

Fund-Org.-Object-Project	Funding Sources	FY '18	FY '19	FY '20	FY '21	FY '22	Total
0420-5533-49110	10-yr GO Debt	\$ 15,000	\$ 190,000	\$ 50,000	\$ 50,000	\$ 50,000	\$ 355,000
<b>Total</b>		<b>\$ 15,000</b>	<b>\$ 190,000</b>	<b>\$ 50,000</b>	<b>\$ 50,000</b>	<b>\$ 50,000</b>	<b>\$ 355,000</b>

Fund-Org.-Object-Project	Expenditures	FY '18	FY '19	FY '20	FY '21	FY '22	Total
0420-5533-68290	Kiosks, Signage, Bike Repair Station	\$ 15,000	\$ -	\$ -	\$ -	\$ -	\$ 15,000
0420-5533-68290	Kisdon Hills Connector Trail	\$ -	\$ 190,000	\$ -	\$ -	\$ -	\$ 190,000
0420-5533-68290	Additional Improvements	\$ -	\$ -	\$ 50,000	\$ 50,000	\$ 50,000	\$ 150,000
<b>Total</b>		<b>\$ 15,000</b>	<b>\$ 190,000</b>	<b>\$ 50,000</b>	<b>\$ 50,000</b>	<b>\$ 50,000</b>	<b>\$ 355,000</b>

**Operational Impact/Other**  
 With development of a trail improvement program for the Park System, future initiatives will be identified with estimated cost investments that may include additional wayfinding, crackfilling, seal-coating, and reconstruction of existing paved trails, and trailheads.

**CITY OF WAUKESHA, WISCONSIN**

**5-Year Community Investment Program  
2018-2022**

<b>Department</b>	Park / Rec / Forestry
<b>Dept. Head</b>	Ron Grall
<b>Project Contact</b>	Ryan Fisk
<b>Useful Life</b>	30 Years
<b>Category</b>	Park and Recreation
<b>Priority</b>	1 - MUST be done this year. Cannot defer.
<b>Total Project Cost \$ 126,300</b>	

<b>Project Name</b>	Park Shelter Improvements
---------------------	---------------------------

**Description**  
Heavy duty door replacements deter vandalism and unauthorized access to facilities. The replacement of paper towel dispensers with electric hand dryers, as well as epoxy floor treatments will further enhance park shelter functionality and appearance. Brighter LED lighting will replace existing original lighting.

**Justification/ How does this increase service to residents?**  
Heavy duty door replacements deter vandalism and unauthorized access to facilities. The addition of hand dryers and epoxy floor treatments promote a cleaner facility and better appearance. Brighter LED lighting makes areas more inviting and safer.

Fund-Org.-Object-Project	Funding Sources	FY '18	FY '19	FY '20	FY '21	FY '22	Total
0420-5538-49110	10-yr GO Debt	\$ 29,500	\$ 24,200	\$ 24,200	\$ 24,200	\$ 24,200	\$ 126,300
<b>Total</b>		<b>\$ 29,500</b>	<b>\$ 24,200</b>	<b>\$ 24,200</b>	<b>\$ 24,200</b>	<b>\$ 24,200</b>	<b>\$ 126,300</b>

Fund-Org.-Object-Project	Expenditures	FY '18	FY '19	FY '20	FY '21	FY '22	Total
0420-5538-68290	Hand Dryers	\$ 2,100	\$ 2,200	\$ 2,200	\$ 2,200	\$ 2,200	\$ 10,900
0420-5538-68290	Fox River Pkwy South, David's, Priedeman Doors	\$ 24,000	\$ -	\$ -	\$ -	\$ -	\$ 24,000
0420-5538-68290	LED Lighting	\$ 3,400	\$ 3,400	\$ 3,400	\$ 3,400	\$ 3,400	\$ 17,000
0420-5538-68290	Epoxy Floors	\$ -	\$ 18,600	\$ 18,600	\$ 18,600	\$ 18,600	\$ 74,400
<b>Total</b>		<b>\$ 29,500</b>	<b>\$ 24,200</b>	<b>\$ 24,200</b>	<b>\$ 24,200</b>	<b>\$ 24,200</b>	<b>\$ 126,300</b>

**Operational Impact/Other**  
Door replacements are planned to accommodate electronic locking systems in the future, planning for an efficiency that will better ensure safety and save staff time. By replacing paper towels with hand dryers, we eliminate the cost of the paper towels and dispensers, and also the time and cost for cleaning up waste and vandalism from people throwing and flushing paper towels. In addition, hand dryers and epoxy floors will promote a cleaner facility (and easier to keep clean). LED lighting saves energy costs of about 50%.

**CITY OF WAUKESHA, WISCONSIN**

**5-Year Community Investment Program  
2018-2022**

<b>Department</b>	Park / Rec / Forestry
<b>Dept. Head</b>	Ron Grall
<b>Project Contact</b>	Melissa Philipps/Mary Berg
<b>Useful Life</b>	45 Years
<b>Category</b>	Park and Recreation
<b>Priority</b>	
<b>Total Project Cost \$ 8,500,000</b>	

<b>Project Name</b>	Buchner Aquatic Center & Improvements
---------------------	---------------------------------------

<b>Description</b>	<p>In 2016 a Buchner Pool Study was conducted to determine the scope and level of improvements, along with associated cost estimates (including operational impacts) and development of concept plans. In support of plan development and current budget figure the following meetings were held:                  ~Public Information Meeting #1 held at Buchner Pool                  ~Public Information Meeting #2 held at Schuetze Recreation Center                  ~Presentation to Finance Committee                  ~Presentation Parks, Recreation &amp; Forestry Board</p>
--------------------	---

<b>Justification/ How does this Increase Service to Residents?</b>	To be determined by the study results.
--	--

Fund-Obj.-Project	Funding Sources	FY '18	FY '19	FY '20	FY '21	FY '22	Total
0420-5322-49110	15-yr GO Debt	\$ -	\$ 4,250,000	\$ 4,250,000	\$ -	\$ -	\$ 8,500,000
<b>Total</b>		\$ -	\$ 4,250,000	\$ 4,250,000	\$ -	\$ -	\$ 8,500,000

Fund-Obj.-Project	Expenditures	FY '18	FY '19	FY '20	FY '21	FY '22	Total
0420-5322-68290	Buchner Aquatic Center	\$ -	\$ 4,250,000	\$ 4,250,000	\$ -	\$ -	\$ 8,500,000
<b>Total</b>		\$ -	\$ 4,250,000	\$ 4,250,000	\$ -	\$ -	\$ 8,500,000

<b>Operational Impact/Other</b>	To be determined by the study results.
---------------------------------	--

**CITY OF WAUKESHA, WISCONSIN**

**5-Year Community Investment Program  
2018-2022**

<b>Department</b>	Park / Rec / Forestry
<b>Dept. Head</b>	Ron Grall
<b>Project Contact</b>	Melissa Philipps/Ryan Fisk
<b>Useful Life</b>	45 Years
<b>Category</b>	Park and Recreation
<b>Priority</b>	4 - OTHER - (Explain in narrative below.)
<b>Total Project Cost \$ 1,840,340</b>	

<b>Project Name</b>	Southern Regional Maintenance Service Center
---------------------	--

**Description**  
 As approved in the 2015 budget process, accommodations for a future PRF maintenance facility were incorporated within building plans associated with the proposed new Fire Station #3 (to be located on the south side of the city). The proposed total square footage of the addition is approx. 7,958 sq. ft. Primary building components include 5 bays, equipment storage, work room, small lunch room, small office, restroom/lockers, and yard area (6,000 sq. feet). A feasibility study in 2018 will confirm if this plan is still the most efficient.

**Justification/ How does this Increase Service to Residents?**  
 Due to the expansion of the current city limits, in particular the far south side, we have a present and growing need to decrease our mobilization time to transport maintenance related staff and equipment to park sites in the south region (i.e. River Valley, River's Crossing & Fox River South). Currently, travel time is approx. 25-30 minutes for mowers to reach south side sites. Not only would response time be quicker (in the case of storm events), but resource allocation can be better managed (labor costs, fuel, etc.). A feasibility study in 2018 will confirm if this plan is still the most efficient.

Fund-Org.-Object-Project	Funding Sources	FY '18	FY '19	FY '20	FY '21	FY '22	Total
0420-5577-49110	15-yr GO Debt	\$ 10,000	\$ -	\$ 1,830,340	\$ -	\$ -	\$ 1,840,340
<b>Total</b>		<b>\$ 10,000</b>	<b>\$ -</b>	<b>\$ 1,830,340</b>	<b>\$ -</b>	<b>\$ -</b>	<b>\$ 1,840,340</b>

Fund-Org.-Object-Project	Expenditures	FY '18	FY '19	FY '20	FY '21	FY '22	Total
0420-5577-68220	Southern Maint. Svc. Center	\$ 10,000	\$ -	\$ 1,830,340	\$ -	\$ -	\$ 1,840,340
<b>Total</b>		<b>\$ 10,000</b>	<b>\$ -</b>	<b>\$ 1,830,340</b>	<b>\$ -</b>	<b>\$ -</b>	<b>\$ 1,840,340</b>

**Operational Impact/Other**  
 Approx. time savings and "gained production hours" = 1,521 per year. Estimated reduction in fuel: 2,100 gallons (approx. annual cost savings = \$7,000). Estimated annual reduction in mileage (to help reduce vehicle wear and tear): 26,000 miles. A feasibility study will help determine the operational impact.



CITY OF WAUKESHA, WISCONSIN

5-Year Community Investment Program  
2018-2022

Department	Park / Rec / Forestry
Dept. Head	Ron Grall
Project Contact	Melissa Philipps
Useful Life	45 Years
Category	Park and Recreation
Priority	1 - MUST be done this year. Cannot defer.
<b>Total Project Cost \$ 7,255,000</b>	

Project Name	New Park Development
--------------	----------------------

Description

**Mindiola Park:** The former Hoover Avenue landfill site has been a topic of discussion for years. As recommended by the City of Waukesha Park & Open Space Plan (1998 & 2007), the intended use of this site is recreational (serve as a community park). Specifically, development of multiple soccer fields, a playground area, a community recreation building, basketball courts, park shelter/restroom and a large skatepark facility are proposed to better meet expressed community and neighborhood needs. Currently, 5 soccer fields and 2 basketball courts have been developed in addition to renovating the north side parking lot.

**Meadowview Park:** Work was completed in 2017 on grading biofilter and active recreation areas on the lower half of the park. Proposed improvements for 2018 include:

- ~Mass grading the remainder of the park
- ~Installation of stone base and asphalt pavement for the pathway system and east parking lot
- ~Seeding of the lawn and native grass areas
- ~Park Lighting (pathway, parking lot, etc.)
- ~Landscaping (trees, shrubs, etc.)

Justification/ How does this increase service to residents?

**Mindiola Park:** Located within an identified Neighborhood Revitalization Area, the proposed improvements would provide affordable recreational opportunities for the community park service area.

**Meadowview Park:** In 2017 the Park Master Plan was approved by the PRF Board. The plan identified various improvements and associated cost estimates. With the development of the bypass, this park will serve neighborhood residents that can walk or bicycle to the park without needing to cross the bypass. In addition, the parking lot will serve those visiting via car (trailhead) and connecting to the Meadowbrook trail as well as the internal pathway system of the new park.

Fund-Org.-Object-Project	Funding Sources	FY '18	FY '19	FY '20	FY '21	FY '22	Total
0420-5565-49110	15-yr GO Debt	\$ -	\$ -	\$ 725,000	\$ 2,000,000	\$ 3,875,000	\$ 6,600,000
0420-5565-49110	10-yr GO Debt	\$ 200,000	\$ 145,000	\$ -	\$ -	\$ 310,000	\$ 655,000
<b>Total</b>		<b>\$ 200,000</b>	<b>\$ 145,000</b>	<b>\$ 725,000</b>	<b>\$ 2,000,000</b>	<b>\$ 4,185,000</b>	<b>\$ 7,255,000</b>

Fund-Org.-Object-Project	Expenditures	FY '18	FY '19	FY '20	FY '21	FY '22	Total
0420-5565-68290	Mindiola Park	\$ -	\$ -	\$ -	\$ -	\$ 3,875,000	\$ 3,875,000
0420-5565-68290	Meadowview Park	\$ 200,000	\$ 145,000	\$ 725,000	\$ 1,500,000	\$ 310,000	\$ 2,880,000
0420-5565-68290	Cardinal Ridge Park	\$ -	\$ -	\$ -	\$ 500,000	\$ -	\$ 500,000
<b>Total</b>		<b>\$ 200,000</b>	<b>\$ 145,000</b>	<b>\$ 725,000</b>	<b>\$ 2,000,000</b>	<b>\$ 4,185,000</b>	<b>\$ 7,255,000</b>

Operational Impact/Other

Contingent upon the level of improvements, commensurate staffing and operational needs will be identified.

**CITY OF WAUKESHA, WISCONSIN**

**5-Year Community Investment Program  
2018-2022**

<b>Department</b>	Park / Rec / Forestry
<b>Dept. Head</b>	Ron Grall
<b>Project Contact</b>	Melissa Philipps/Ryan Fisk
<b>Useful Life</b>	25 Years
<b>Category</b>	Park and Recreation
<b>Priority</b>	1 - MUST be done this year. Cannot defer.
<b>Total Project Cost \$ 217,000</b>	

<b>Project Name</b>	Aviation Maintenance Center Improvements
---------------------	--

**Description**

The boilers at Aviation have experienced numerous failures and repairs in recent years. The damage done to certain parts of the system is spreading to other parts of the system, leading to never ending repairs. The units have reached the end of their life, and are obsolete in that these units are no longer on the market, making parts and repairs costly. Gutters and downspouts will be added to the roofline to keep water away from the foundation.

**Justification/ How does this Increase Service to Residents?**

Installation of new units that are up to current HVAC codes and not obsolete will greatly reduce maintenance costs, as well as increase energy efficiency. Gutter and downspout additions will increase the life of the building foundation.

Fund-Obj-Project	Funding Sources	FY '18	FY '19	FY '20	FY '21	FY '22	Total
0420-5552-49110	10-yr GO Debt	\$ 65,000	\$ 51,000	\$ 101,000	\$ -	\$ -	\$ 217,000
<b>Total</b>		<b>\$ 65,000</b>	<b>\$ 51,000</b>	<b>\$ 101,000</b>	<b>\$ -</b>	<b>\$ -</b>	<b>\$ 217,000</b>

Fund-Obj-Project	Expenditures	FY '18	FY '19	FY '20	FY '21	FY '22	Total
0420-5552-68220	Boiler Replacement	\$ 50,000	\$ -	\$ -	\$ -	\$ -	\$ 50,000
0420-5552-68220	Office Improvements & Furniture Replacements	\$ 15,000	\$ -	\$ -	\$ -	\$ -	\$ 15,000
0420-5552-68220	Gutters & Downspouts	\$ -	\$ 25,000	\$ 25,000	\$ -	\$ -	\$ 50,000
0420-5552-68220	Foundation Repairs	\$ -	\$ -	\$ 50,000	\$ -	\$ -	\$ 50,000
0420-5552-68220	Doors	\$ -	\$ 26,000	\$ 26,000	\$ -	\$ -	\$ 52,000
<b>Total</b>		<b>\$ 65,000</b>	<b>\$ 51,000</b>	<b>\$ 101,000</b>	<b>\$ -</b>	<b>\$ -</b>	<b>\$ 217,000</b>

**Operational Impact/Other**

The new boilers will require only preventative maintenance, saving staff time and repair costs. Operational cost savings will be realized with the more energy efficient boilers. Preventative maintenance of gutter and downspout installation will minimize deterioration of the building foundation, which can lead to costly repairs.

**CITY OF WAUKESHA, WISCONSIN**

**5-Year Community Investment Program  
2018-2022**

<b>Department</b>	Park / Rec / Forestry
<b>Dept. Head</b>	Ron Grall
<b>Project Contact</b>	Mary Berg
<b>Useful Life</b>	
<b>Category</b>	Park and Recreation
<b>Priority</b>	4 - OTHER - (Explain in narrative below.)
<b>Total Project Cost \$ 8,500</b>	

<b>Project Name</b>	Waukesha Springs Park/YMCA Agreement
---------------------	--------------------------------------

**Description**  
 This project relates to the formal agreement that was executed in 2016 with the Waukesha YMCA. Specifically it accounts for the annual contribution towards future park improvements.

**Justification/ How does this Increase Service to Residents?**  
 Financial Contribution: YMCA shall make a contribution of \$3,500 (proposed to increase to \$5,000 in 2019) to the City, to be used for improvements to Springs Park. The improvements shall be agreed upon by YMCA and City. YMCA acknowledges that any improvements to the park shall be available for use by the general public and shall not be exclusively for use by YMCA or its members.

Fund-Org.-Object-Project	Funding Sources	FY '18	FY '19	FY '20	FY '21	FY '22	Total
0420-5553-48410	Private Donations	\$ 3,500	\$ 5,000	\$ -	\$ -	\$ -	\$ 8,500
	<b>Total</b>	<b>\$ 3,500</b>	<b>\$ 5,000</b>	<b>\$ -</b>	<b>\$ -</b>	<b>\$ -</b>	<b>\$ 8,500</b>

Fund-Org.-Object-Project	Expenditures	FY '18	FY '19	FY '20	FY '21	FY '22	Total
0420-5553-68290	Wauk. Springs/YMCA Agreemt	\$ 3,500	\$ 5,000	\$ -	\$ -	\$ -	\$ 8,500
	<b>Total</b>	<b>\$ 3,500</b>	<b>\$ 5,000</b>	<b>\$ -</b>	<b>\$ -</b>	<b>\$ -</b>	<b>\$ 8,500</b>

**Operational Impact/Other**  
 An Open Air Shelter is planned as the first Springs Park improvement. This shelter would include four posts, roof and concrete pad. No water or sewer connections necessary. Electric may be added for a security light. There is no immediate date for construction.

CITY OF WAUKESHA, WISCONSIN

5-Year Community Investment Program  
2018-2022

Department	Park / Rec / Forestry
Dept. Head	Ron Grall
Project Contact	Melissa Philipps/Mary Berg
Useful Life	20 Years
Category	Park and Recreation
Priority	1 - MUST be done this year. Cannot defer.
<b>Total Project Cost \$ 525,000</b>	

<b>Project Name</b>	Tennis Court Reconstruction
---------------------	-----------------------------

**Description**  
**Lowell Park:** The tennis courts (8) along Michigan Ave. are used extensively for lessons, high school and recreational play and are over 30 years old. The improvements would include not only reconstruction of the surfacing, but new fencing and lighting system as well (see Athletic Facility Improvements and Park Fencing).

**Justification/ How does this Increase Service to Residents?**  
 The courts are highly utilized by the community for instructional, competitive (North High home courts) and recreational play. We are seeking partnership contributions from the Waukesha Tennis Association and Waukesha School District to aid this project.

Fund-Org.-Object-Project	Funding Sources	FY '18	FY '19	FY '20	FY '21	FY '22	Total
0420-5550-49110	10-yr GO Debt	\$ -	\$ -	\$ -	\$ 525,000	\$ -	\$ 525,000
<b>Total</b>		\$ -	\$ -	\$ -	\$ 525,000	\$ -	\$ 525,000

Fund-Org.-Object-Project	Expenditures	FY '18	FY '19	FY '20	FY '21	FY '22	Total
0420-5550-68290	Lowell (8)	\$ -	\$ -	\$ -	\$ 525,000	\$ -	\$ 525,000
<b>Total</b>		\$ -	\$ -	\$ -	\$ 525,000	\$ -	\$ 525,000

**Operational Impact/Other**  
 The reconstruction of the courts will provide a level and safe playing surface for many years.

## CITY OF WAUKESHA, WISCONSIN

### 5-Year Community Investment Program 2018-2022

Department	Park / Rec / Forestry
Dept. Head	Ron Grall
Project Contact	Melissa Philipps
Useful Life	25 Years
Category	Park and Recreation
Priority	1 - MUST be done this year. Cannot defer.
<b>Total Project Cost \$ 80,000</b>	

<b>Project Name</b>	<b>EB Shurts Building Improvements</b>
---------------------	--

<b>Description</b>	The current kitchen (original to the building) is in need up an upgrade. This would include replacement of countertops, cupboards, sink and other appliances. The current deck is in disrepair and in need of replacement.
--------------------	--

<b>Justification/ How does this increase Service to Residents?</b>	This popular rental location sees much demand due to the kitchen. An upgrade would make it more appealing to renters, potentially increasing usage. The deck is popular with rentals, activities and events. A composite deck will be more aesthetically appealing to users and the public.
--	---

Fund-Org.-Object-Project	Funding Sources	FY '18	FY '19	FY '20	FY '21	FY '22	Total
0420-5537-49110	10-yr GO Debt	\$ -	\$ 30,000	\$ 50,000	\$ -	\$ -	\$ 80,000
<b>Total</b>		\$ -	\$ 30,000	\$ 50,000	\$ -	\$ -	\$ 80,000

Fund-Org.-Object-Project	Expenditures	FY '18	FY '19	FY '20	FY '21	FY '22	Total
0420-5537-68290	Deck Improvements	\$ -	\$ -	\$ 50,000	\$ -	\$ -	\$ 50,000
0420-5537-68290	Kitchen Improvements	\$ -	\$ 30,000	\$ -	\$ -	\$ -	\$ 30,000
<b>Total</b>		\$ -	\$ 30,000	\$ 50,000	\$ -	\$ -	\$ 80,000

<b>Operational Impact/Other</b>	Kitchen upgrades will replace damaged countertops and cupboards. The higher demand for rentals due to the upgrades will potentially increase revenue. Replacement of rotten boards, staining the deck, and other maintenance will be eliminated. The life of composite decking is significantly longer than traditional wood decking.
---------------------------------	---

CITY OF WAUKESHA, WISCONSIN

5-Year Community Investment Program  
2018-2022

Department	Park / Rec / Forestry
Dept. Head	Ron Grall
Project Contact	Ron Grall/Mona Bauer
Useful Life	OTHER
Category	Park and Recreation
Priority	1 - MUST be done this year. Cannot defer.
<b>Total Project Cost \$ 40,000</b>	

Project Name	Park Master Plans
--------------	-------------------

Description
<p><b>Woodfield Master Plan:</b> To inventory, assess, and identify proposed Capital Improvements for the 59 acre park site. This park is located in the west central portion of the City and consists of separate northern and southern sections. The northern section includes a pond, playground equipment, a park shelter and open play field. The southern section includes a pond, a parking lot accessing Harris Highland Drive and playground equipment near Minaka Drive. One of the topographical features is a glacial ridge top meadow that provides a superb view. Special attention will be given to the south pond dam area.</p> <p><b>Saratoga Complex Redevelopment Plan:</b> To analyze existing elements of the softball complex, specifically the four ball diamonds, support building(s), fencing and spectator seating. Information from this plan will drive future improvements.</p>

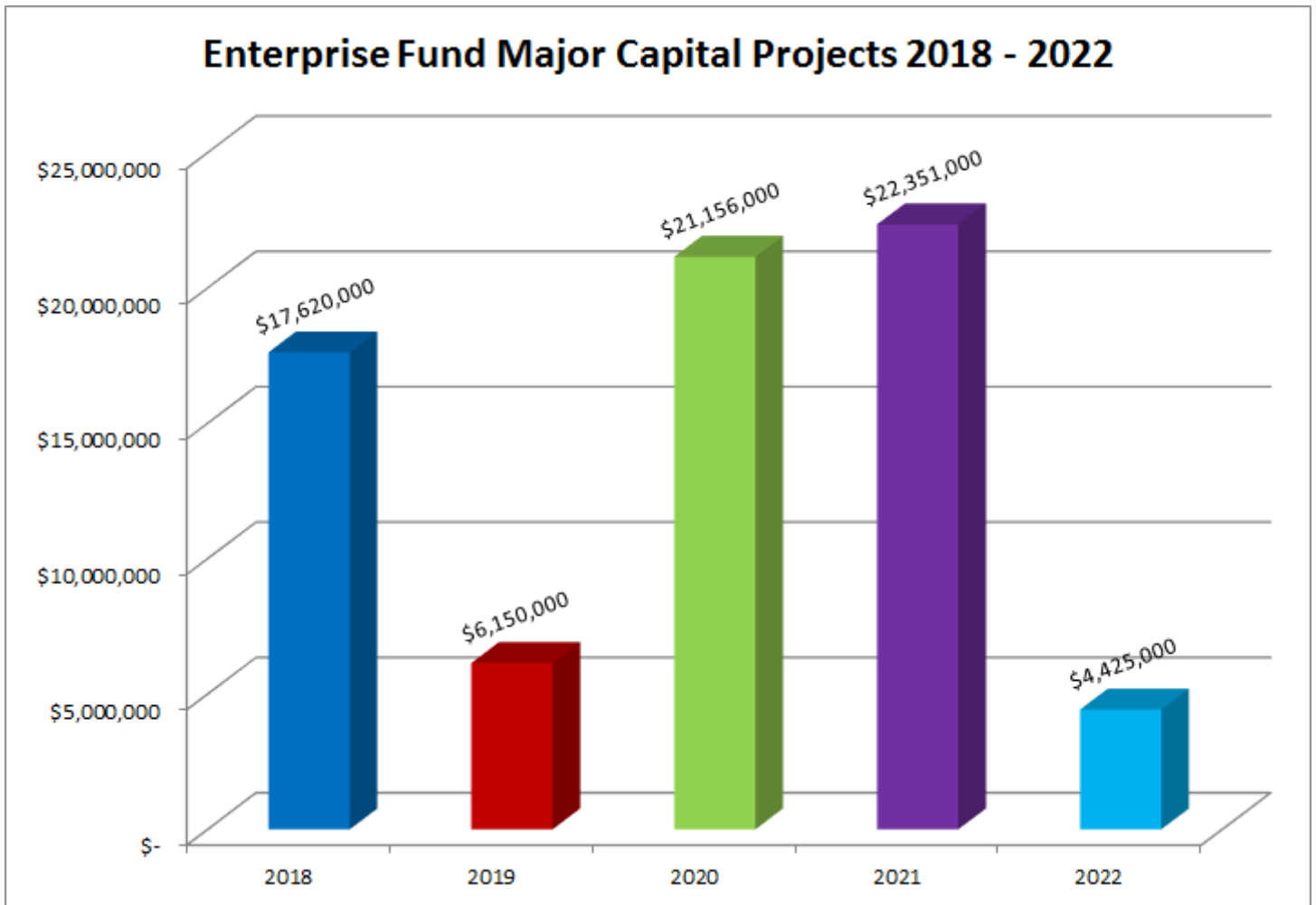
Justification/ How does this Increase Service to Residents?
Sound master planning greatly aids in the effective development of parks and facilities. Elements of master planning include public input sessions, development of concept plans/designs, budget estimates and implementation schedule including potential phasing of projects.

Fund-Org.-Object-Project	Funding Sources	FY '18	FY '19	FY '20	FY '21	FY '22	Total
0420-5551-49110	10-yr GO Debt	\$ -	\$ 20,000	\$ 20,000	\$ -	\$ -	\$ 40,000
<b>Total</b>		\$ -	\$ 20,000	\$ 20,000	\$ -	\$ -	\$ 40,000

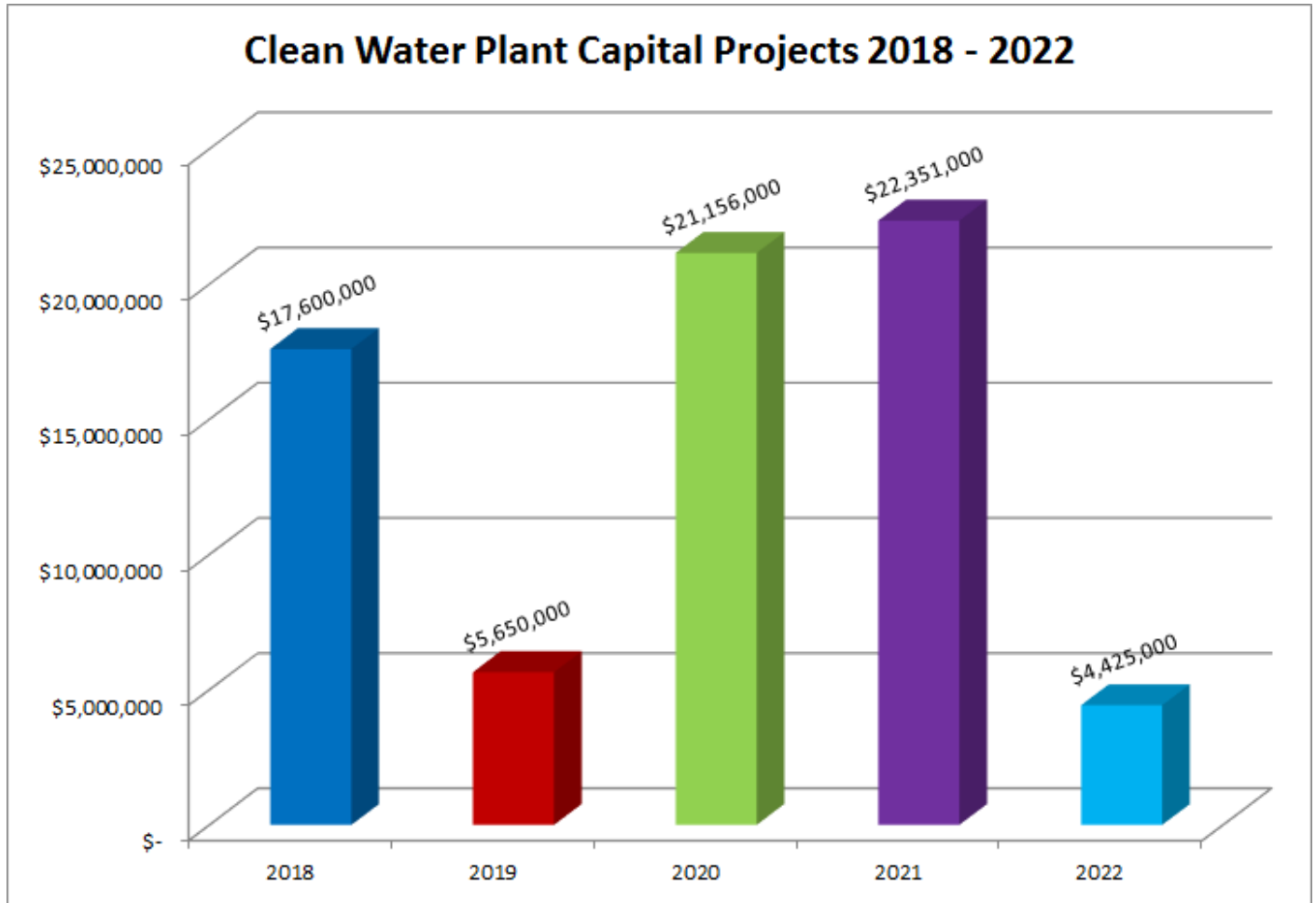
Fund-Org.-Object-Project	Expenditures	FY '18	FY '19	FY '20	FY '21	FY '22	Total
0420-5551-68290	Woodfield Master Plan	\$ -	\$ -	\$ 20,000	\$ -	\$ -	\$ 20,000
0420-5551-68290	Saratoga Complex Redevelopment Plan	\$ -	\$ 20,000	\$ -	\$ -	\$ -	\$ 20,000
<b>Total</b>		\$ -	\$ 20,000	\$ 20,000	\$ -	\$ -	\$ 40,000

Operational Impact/Other
Sound planning will aid in identifying operation impacts related to proposed improvements (i.e. staffing levels, utility costs, maintenance needs, etc.).

# ENTERPRISE FUNDS MAJOR CAPITAL PROJECTS



# ENTERPRISE FUNDS MAJOR CAPITAL PROJECTS CLEAN WATER PLANT



**Clean Water Plant (WWTP) Major Capital Projects 2018-2022**

Project Name	2018	2019	2020	2021	2022	Total
Sanitary Interceptor Projects	\$ 12,750,000	\$ 750,000	\$ 14,000,000	\$ 4,000,000	\$ -	\$ 31,500,000
Sanitary Pump Station & Force Main Rehab.	1,100,000	1,250,000	1,250,000	840,000	425,000	4,865,000
Sanitary Manhole Rehabilitation	350,000	350,000	350,000	350,000	350,000	1,750,000
Sanitary Sewer Rehabilitation	3,400,000	3,300,000	3,650,000	3,650,000	3,650,000	17,650,000
Facility Plan 6-10-Yr Upgrades	-	-	1,106,000	12,711,000	-	13,817,000
Primary Influent Pump Replacement	-	-	800,000	-	-	800,000
Primary Effluent Pump Replacement	-	-	-	800,000	-	800,000
<b>WWTP Total</b>	<b>\$ 17,600,000</b>	<b>\$ 5,650,000</b>	<b>\$ 21,156,000</b>	<b>\$ 22,351,000</b>	<b>\$ 4,425,000</b>	<b>\$ 71,182,000</b>



# RETURNING TO GRAVITY

## Force Main vs. Gravity

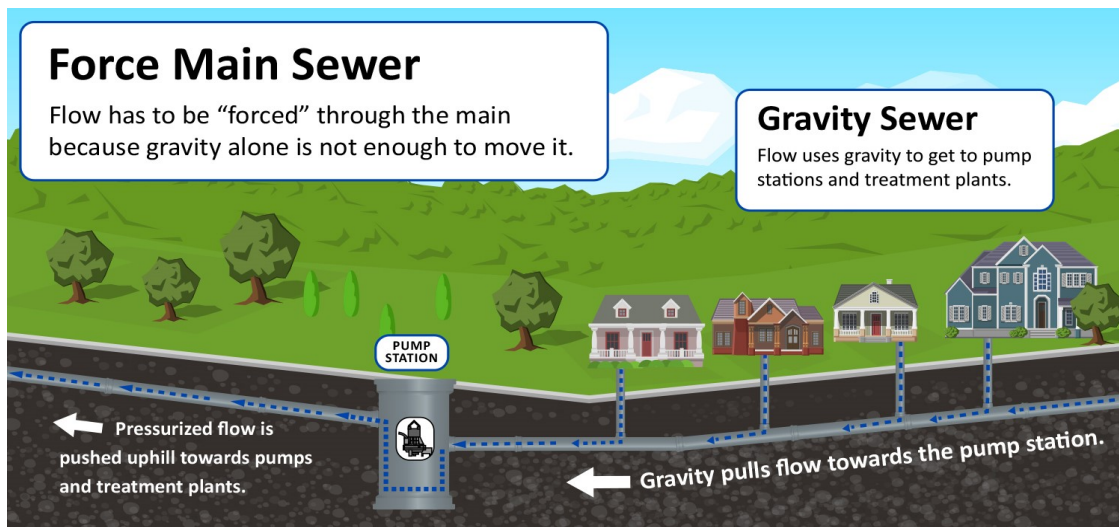
It's something we rarely think about and don't want to think about, our sewer system. Every time you run your sink, flush your toilet, take a shower, or run your washing machine, all that water is flowing from your house to the City's Clean Water Plant for treatment. However, the journey to get this wastewater from your home to the plant for treatment is not always a simple one.

City operates

# 272

miles of sewer mains

The City operates 272 miles of sewer mains which transport the wastewater away from your home. The standard way for wastewater to flow to the treatment plant is by using gravity. The water flows down through a pipe underground. The City has 250 miles of gravity sewer where the wastewater can travel naturally on its own through the pipe. The problem with gravity sewers is that they are not able to function in all areas. Based on topography, some areas of the City would require water to travel uphill or through a barrier, something it does not do naturally.



To overcome those challenges and serve all areas, the City currently operates 22 miles of force mains which are connected to 40 pump stations located throughout the City. Together these stations serve about 50% of the City. A pump station works by having a well that collects the wastewater. Pumps then bring the wastewater up from the well to be sent through a force main. A force main is pressurized to push the wastewater to a higher point where it can again use gravity to flow to the treatment plant.

# 40

pump stations serve  
the City

Much of the City's sewer system was designed in small sections as development occurred. With today's more fully built infrastructure, the City staff are taking a holistic approach to our sewer system and determining what force mains are still required today. In some areas, there might be alternative gravity pipes to connect to that were not previously available. In addition, many of the City's force mains are aging and will require repairs and upgrades to continue to function effectively. The City is faced with the question of updating and continuing to operate a pump station and force main or constructing a new gravity main.

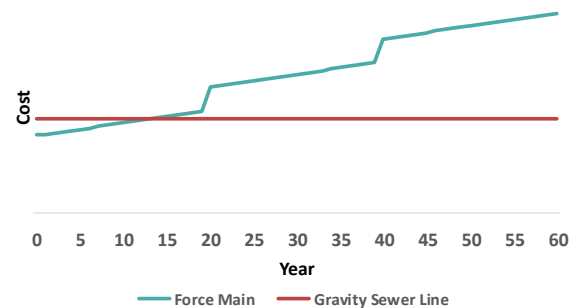
## Benefits to Removing a Pump Station

### 1. Reduced Costs

**Electricity:** Pump stations are run off electricity to power the pumps and all the monitoring equipment. The City's pump stations are of varying sizes, however, an average station costs around \$2,000 in electricity each year.

**Equipment:** Each station is equipped with a pump, backup generators, and monitoring equipment. Pumps need to be rebuilt every seven years and the station equipment upgraded roughly every 20 years. Over a 20 year period the costs average out to around \$15,000 per year to operate a pump station.

**Infrastructure:** The cost of constructing or upgrading a pump station can be less than the cost of constructing a gravity sewer line. However, the cost of a gravity main is a fixed cost, whereas, the cost of operating a pump station is ongoing. Generally on a gravity line, the City reaches a point of payback where it is more cost effective to pay the money up front to install a gravity line (see graph to the right).



### 2. Reduced Risk

A pump station consists of numerous moving parts and electrical equipment that must all function correctly every minute of every day. While the City works to minimize the risk, if pumps stop working or there is a large storm, the pump stations are at risk of failing. The failure of one pump station alone could impact hundreds of homes. A gravity system on the other hand, operates naturally without electricity and has a significantly less risk of causing operational concerns.

### 3. Reduced Operational Maintenance

As the failure of pump stations would be catastrophic, the City crews are continually monitoring the stations. They monitor to check water levels, functioning of the pumps, and the power system. This is done every day through computer monitoring. In addition, crews visit each pump station each week to perform a series of checks and to perform routine maintenance. Certainly, gravity sewers require maintenance as well. However, the costs are minimal and fixed with the City cleaning and televising the sewers once every five years using our City's own equipment.

## Force Main Reduction

Up until a few years ago, the City managed and operated 45 pump stations. When reviewing all the stations and the sewer system as a whole, City staff determined that eliminating five smaller pump stations was in the best interest of the City. These five pump stations were easy to remove as most of them were put in originally to serve just one development and were close to a gravity sewer line that perhaps did not previously exist. In addition, today's construction methods allow for a new sewer pipe to be directionally drilled into the ground which reduces the disruption to land above ground.



Inside a Pump Station

Removed five stations  
with payback in  
**10**  
years or less

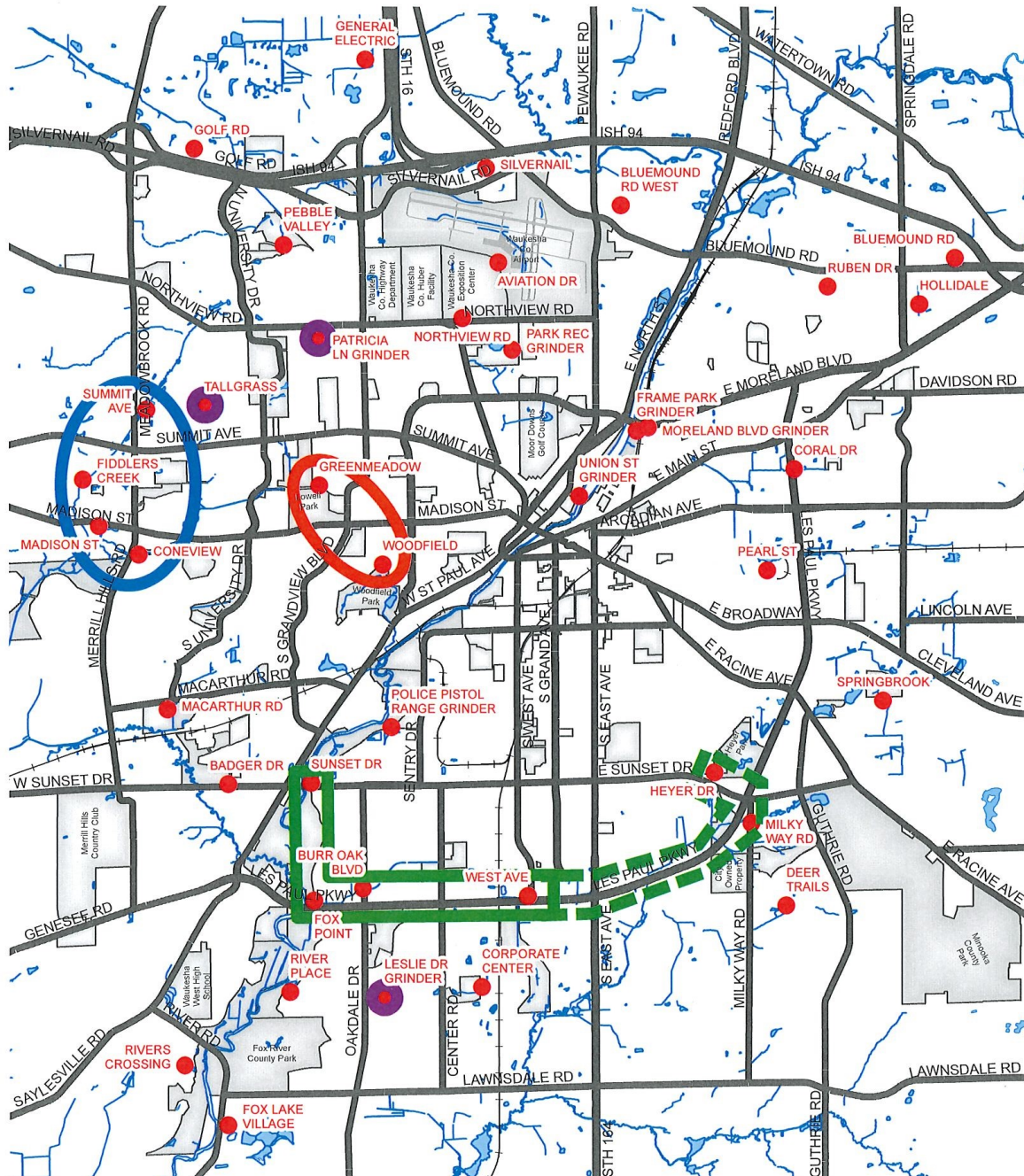
Removal of each of these five pump stations and placing in gravity sewers has cost between \$20,000-\$200,000 depending on the location. The cost savings indicate that the City will receive this money back in 10 years or less as the cost savings for no longer operating these pump stations is roughly \$20,000 per year per pump station.



Based on these cost savings and the reduced risk of a gravity sewer line, the City is now considering options for the removal of larger pump stations. As part of the 2018 Community Invest Program (CIP) the City is considering removal of the Greenmeadow pump station.

The City is currently completing an evaluation of the cost options to determine whether the station should be upgraded or should be eliminated and a new gravity line installed. The estimated cost of the project to install a gravity line in the place of a force main is \$13 million. However, as learned from experience, the gravity sewer investment will offer the City a payback by a future year. City staff are determining at what year the payback occurs to decide whether to invest. There are many factors to consider, including the route the gravity line would take and how difficult the construction would be.

Upon determination of the Greenmeadows station, the City is considering consolidation of pump stations in the South-East and on the West side of the City. Over the course of the next 5-10 years, it is likely that the City will have gone from 45 pump stations to just under 30 stations. This will result in significant cost savings and reduced risk for the sewer system.



**CITY OF WAUKESHA  
SANITARY PUMP STATION  
ELIMINATION PROJECTS**

Clean Water Plant to Woodfield/Greenmeadow  
 Fox Point/Burr Oak/West Ave .....  
 Westside Consolidation  
 Miscellaneous Stations To Be Eliminated  
 With Future Development

**CITY OF WAUKESHA, WISCONSIN**

**5-Year Community Investment Program  
2018-2022**

<b>Department</b>	WWTP
<b>Dept. Head</b>	Fred Abadi
<b>Project Contact</b>	Alex Damien
<b>Useful Life</b>	45 Years
<b>Category</b>	Wastewater Improvements
<b>Priority</b>	1 - MUST be done this year. Cannot defer.
<b>Total Project Cost \$ 31,500,000</b>	

<b>Project Name</b>	Sanitary Interceptor Projects
---------------------	-------------------------------

**Description**  
Install gravity sanitary sewer interceptors to eliminate pump stations identified in the Sanitary Sewer Master Plan (2011) and Interceptor Sewer Cost Comparison Analysis (2012) and follow up studies as being feasible and cost effective to eliminate.

**Justification/ How does this Increase Service to Residents?**  
The City of Waukesha currently has forty (40) sanitary sewage pump stations. Pump stations and their associated force main require ongoing maintenance to ensure proper operation to prevent mechanical and electrical failures which can lead to Sanitary Sewer Overflows and backups. Typically the useful life of the mechanical and electrical components of a pump station is twenty (20) to twenty-five (25) years which then require costly upgrades. The Sanitary Sewer Master Plan and subsequent Interceptor Sewer Cost Comparison Analysis identified at least eight (8) of these stations could be feasibly and cost effectively eliminated or consolidated the installation of gravity sewers either directly to the Clean Water Plant (CWP) or consolidated with other pump stations. The elimination of pump stations improves the overall sanitary sewer system reliability and reduces operational costs.

Fund-Org.-Object-Project	Funding Sources	FY '18	FY '19	FY '20	FY '21	FY '22	Total
0603-7399-49110	20-yr Revenue Bonds	\$ 12,750,000	\$ 750,000	\$ 14,000,000	\$ 4,000,000	\$ -	\$ 31,500,000
<b>Total</b>		<b>\$ 12,750,000</b>	<b>\$ 750,000</b>	<b>\$ 14,000,000</b>	<b>\$ 4,000,000</b>	<b>\$ -</b>	<b>\$ 31,500,000</b>

Fund-Org.-Object-Project	Expenditures	FY '18	FY '19	FY '20	FY '21	FY '22	Total
0603-7399-68290-71440	CWP-Woodfield/Greenmeadow	\$ 12,750,000	\$ -	\$ -	\$ -	\$ -	\$ 12,750,000
0603-7399-68290-71440	Fox Point/Burr Oak/West Ave. Design	\$ -	\$ 750,000	\$ -	\$ -	\$ -	\$ 750,000
0603-7399-68290-71440	Fox Point/Burr Oak/West Ave. Construction	\$ -	\$ -	\$ 14,000,000	\$ -	\$ -	\$ 14,000,000
0603-7399-68290-71440	West Side Consolidation	\$ -	\$ -	\$ -	\$ 4,000,000	\$ -	\$ 4,000,000
<b>Total</b>		<b>\$ 12,750,000</b>	<b>\$ 750,000</b>	<b>\$ 14,000,000</b>	<b>\$ 4,000,000</b>	<b>\$ -</b>	<b>\$ 31,500,000</b>

**Operational Impact/Other**  
Operational impact will be positive. Installation of interceptors eliminates several pump stations, some of which are major ones, which increases sewer system reliability by eliminating the electrical and mechanical components and force main which are prone to failure. The interceptors also reduce the number of times sewage is pumped, reducing the dependency of upstream stations on the downstream ones. Operational costs are also reduced due to the energy savings since sewage is transported more efficiently by gravity sewers.

# CITY OF WAUKESHA, WISCONSIN

## 5-Year Community Investment Program 2018-2022

Department	WWTP
Dept. Head	Fred Abadi
Project Contact	Alex Damien
Useful Life	20 Years
Category	Wastewater Improvements
Priority	1 - MUST be done this year. Cannot defer.
<b>Total Project Cost \$ 4,865,000</b>	

<b>Project Name</b>	<b>Sanitary Pump Station &amp; Force Main Rehabilitation</b>
---------------------	--

<b>Description</b>	Rehabilitation and upgrades of sanitary sewer pump stations and force main identified in the Sanitary Sewer Master Plan (2011) and Interceptor Sewer Cost Comparison Analysis (2012) as not being feasible or cost effective to eliminate.
--------------------	--

<b>Justification/ How does this Increase Service to Residents?</b>	The City of Waukesha currently has forty (40) sanitary sewage pump stations. The Sanitary Sewer Master Plan and subsequent Interceptor Sewer Cost Comparison Analysis identified at least eight (8) of these stations could be feasibly or cost effectively eliminated, which necessitates the rehabilitation and upgrade of the remaining stations. Pump stations and their associated force main require ongoing maintenance to ensure proper operation to prevent mechanical and electrical failures which can lead to Sanitary Sewer Overflows (SSO) and backups. Typically the useful life of the mechanical and electrical components of a pump station is twenty (20) to twenty-five (25) years which then require major upgrades to ensure proper operation. Pump stations and force mains are selected that are in poor structural condition, have operational/capacity issues, or have reached the end of their service life. This program allows improvements to the structural condition, correction of operational/capacity issues, replacement of aging mechanical/electrical equipment, improvements for employee safety, and reduction of operational costs. This program also replaces the ferrous force mains that typically have been the cause of SSOs due to corrosion and structural issues. The replacement of ferrous force mains is a requirement of the Department of Natural Resources to reduce these risks
--	---

Fund-Org.-Object-Project	Funding Sources	FY '18	FY '19	FY '20	FY '21	FY '22	Total
0603-7399-49110	20-yr Revenue Bonds	\$ 1,100,000	\$ 1,250,000	\$ 1,250,000	\$ 840,000	\$ 425,000	\$ 4,865,000
<b>Total</b>		<b>\$ 1,100,000</b>	<b>\$ 1,250,000</b>	<b>\$ 1,250,000</b>	<b>\$ 840,000</b>	<b>\$ 425,000</b>	<b>\$ 4,865,000</b>

Fund-Org.-Object-Project	Expenditures	FY '18	FY '19	FY '20	FY '21	FY '22	Total
0603-7399-68290-71440	Springbrook PS	\$ 600,000	\$ -	\$ -	\$ -	\$ -	\$ 600,000
0603-7399-68290-71440	Pearl St PS	\$ 500,000	\$ -	\$ -	\$ -	\$ -	\$ 500,000
0603-7399-68290-71450	Pebble Valley FM	\$ -	\$ 1,000,000	\$ -	\$ -	\$ -	\$ 1,000,000
0603-7399-68290-71440	Pebble Valley PS	\$ -	\$ 250,000	\$ 1,250,000	\$ -	\$ -	\$ 1,500,000
0603-7399-68290-71450	Coral Dr. FM	\$ -	\$ -	\$ -	\$ 840,000	\$ -	\$ 840,000
0603-7399-68290-71450	Ruben Dr. FM	\$ -	\$ -	\$ -	\$ -	\$ 425,000	\$ 425,000
<b>Total</b>		<b>\$ 1,100,000</b>	<b>\$ 1,250,000</b>	<b>\$ 1,250,000</b>	<b>\$ 840,000</b>	<b>\$ 425,000</b>	<b>\$ 4,865,000</b>

<b>Operational Impact/Other</b>	Pump station and force main rehabilitation results in a positive impact to operations. Rehabilitation replaces the mechanical and electrical components which have reached the end of their service life, and replaces them with new components which require less maintenance and are more efficient. Rehabilitation of the force mains replaces piping systems that are prone to failure, reducing emergency repairs and environmental impacts.
---------------------------------	---

**CITY OF WAUKESHA, WISCONSIN**

**5-Year Community Investment Program  
2018-2022**

<b>Department</b>	WWTP
<b>Dept. Head</b>	Fred Abadi
<b>Project Contact</b>	Alex Damien
<b>Useful Life</b>	45 Years
<b>Category</b>	Wastewater Improvements
<b>Priority</b>	1 - MUST be done this year. Cannot defer.
<b>Total Project Cost \$ 1,750,000</b>	

<b>Project Name</b>	Sanitary Manhole Rehabilitation
---------------------	---------------------------------

**Description**

The Sanitary Manhole Rehabilitation Program was first funded in 2011 for the rehabilitation/reconstruction of sanitary manholes in the City of Waukesha. These manholes are either in poor structural condition, have operational issues, or have infiltration/inflow problems that require corrective measures. This is a City-wide program that also coordinates with the Street Resurfacing Program.

**Justification/ How does this increase service to residents?**

The rehabilitation of sanitary manholes allows the rehabilitation/reconstruction of sanitary manholes to improve their structural condition, correct operation issues, and/or reduce excess clear water entering the sanitary sewer system which extends their useful life and reduces operational costs.

Fund-Org.-Object-Project	Funding Sources	FY '18	FY '19	FY '20	FY '21	FY '22	Total
0603-7399-49110	20-yr Revenue Bonds	\$ 350,000	\$ 350,000	\$ 350,000	\$ 350,000	\$ 350,000	\$ 1,750,000
<b>Total</b>		<b>\$ 350,000</b>	<b>\$ 350,000</b>	<b>\$ 350,000</b>	<b>\$ 350,000</b>	<b>\$ 350,000</b>	<b>\$ 1,750,000</b>

Fund-Org.-Object-Project	Expenditures	FY '18	FY '19	FY '20	FY '21	FY '22	Total
0603-7399-68290-71470	Sanitary Manhole Rehab.	\$ 350,000	\$ 350,000	\$ 350,000	\$ 350,000	\$ 350,000	\$ 1,750,000
<b>Total</b>		<b>\$ 350,000</b>	<b>\$ 350,000</b>	<b>\$ 350,000</b>	<b>\$ 350,000</b>	<b>\$ 350,000</b>	<b>\$ 1,750,000</b>

**Operational Impact/Other**

Operational impact will be positive. Rehabilitation work ensures the structural integrity of the manholes, which in turn leads to ensuring the integrity of the associated roadway. This minimizes the possibility of failure / collapse of the structure, which would negatively impact upstream sewer users, and reduces the intrusion of clear water, which leads to energy savings at the WWTP as there is less water to treat.

**CITY OF WAUKESHA, WISCONSIN**

**5-Year Community Investment Program  
2018-2022**

<b>Department</b>	WWTP
<b>Dept. Head</b>	Fred Abadi
<b>Project Contact</b>	Alex Damien
<b>Useful Life</b>	45 Years
<b>Category</b>	Wastewater Improvements
<b>Priority</b>	1 - MUST be done this year. Cannot defer.
<b>Total Project Cost \$ 17,650,000</b>	

<b>Project Name</b>	Sanitary Sewer Rehabilitation or Reconstruction
---------------------	---

**Description**

The Sanitary Sewer Rehabilitation Program is for the rehabilitation or reconstruction of sanitary sewers in the City of Waukesha. These sewers are either in poor structural condition, have operational issues, or have infiltration and/or inflow problems that require corrective measures. This is a City-wide program that coordinates with the Street Reconstruction Program and Resurfacing Program, as well as separate stand alone projects. An extra \$1,000,000 was added into the budget annually for years 2016-2021 for sewer rehabilitation projects that are unrelated to road reconstruction, to allow the rehabilitation of concrete sewers.

**Justification/ How does this Increase Service to Residents?**

The rehabilitation of sanitary sewers allows the Engineering Department to rehabilitate/reconstruct sanitary sewers to improve their structural condition, correct operation issues, or reduce excess clear water entering the sanitary sewer system, which extends their useful life and reduces operational costs.

Fund-Org.-Object-Project	Funding Sources	FY '18	FY '19	FY '20	FY '21	FY '22	Total
0603-7399-49110	20-yr Revenue Bonds	\$ 3,400,000	\$ 3,300,000	\$ 3,650,000	\$ 3,650,000	\$ 3,650,000	\$ 17,650,000
<b>Total</b>		<b>\$ 3,400,000</b>	<b>\$ 3,300,000</b>	<b>\$ 3,650,000</b>	<b>\$ 3,650,000</b>	<b>\$ 3,650,000</b>	<b>\$ 17,650,000</b>

Fund-Org.-Object-Project	Expenditures	FY '18	FY '19	FY '20	FY '21	FY '22	Total
0603-7399-68290-71480	Northview Rd, South St, Gasper St, Fairview Ave, Motor Ave, Main St, Eastside Beltline, S Prairie Ave, Interceptor Lining	\$ 3,400,000	\$ -	\$ -	\$ -	\$ -	\$ 3,400,000
0603-7399-68290-71480	Bethesda Ct, Dunbar Ave, Prospect Ct, Interceptor Lining		\$ 3,300,000	\$ -	\$ -	\$ -	\$ 3,300,000
0603-7399-68290-71480	N & S Prairie Ave, Hyde Park Ave, Lining	\$ -		\$ 3,650,000	\$ -	\$ -	\$ 3,650,000
0603-7399-68290-71480	Barstow St, W Broadway, Hartwell Ave, Lining	\$ -	\$ -		\$ 3,650,000	\$ -	\$ 3,650,000
0603-7399-68290-71480	W St Paul Ave, Newhall Ave, Laflin Ave, Lining	\$ -	\$ -	\$ -		\$ 3,650,000	\$ 3,650,000
<b>Total</b>		<b>\$ 3,400,000</b>	<b>\$ 3,300,000</b>	<b>\$ 3,650,000</b>	<b>\$ 3,650,000</b>	<b>\$ 3,650,000</b>	<b>\$ 17,650,000</b>

**Operational Impact/Other**

Operational impact will be positive. Rehabilitation work ensures the structural integrity of the sanitary system, which in turn leads to ensuring the integrity of the associated roadway. This minimizes the possibility of failure / collapse of the structure, which would negatively impact upstream sewer users, and reduces the intrusion of clear water, which leads to energy savings at the WWTP as there is less water to treat.

**CITY OF WAUKESHA, WISCONSIN**

**5-Year Community Investment Program  
2018-2022**

<b>Department</b>	WWTP
<b>Dept. Head</b>	Fred Abadi
<b>Project Contact</b>	Fred Abadi/Alex Damien
<b>Useful Life</b>	20 Years
<b>Category</b>	Wastewater Improvements
<b>Priority</b>	4 - OTHER - (Explain in narrative below.)
<b>Total Project Cost \$ 13,817,000</b>	

<b>Project Name</b>	Facility Plan 6-10 Yr Upgrades
---------------------	--------------------------------

**Description**

The 20 year facility Plan done in 2011 broke the upgrades into four phases. This will be the second of those four (6-10 year phase 2017-21) and includes upgrades to meet low level phosphorus compliance, biogas cogeneration (production of electricity and heat from burning biogas), and further electrical, and grounds improvements. This will be designed and bid as one project just as the current (0-5 Yr upgrades) project. Design was initially planned to occur in 2018 with construction in 2019 to meet a compliance deadline of 2020. However due to the Lake Michigan water supply and return, initial permit discussions with DNR indicate a two year delay in phosphorus implementation with a potentially lower phosphorus limit which could change the improvements required and increase the costs.

**Justification/ How does this increase service to residents?**

Modernizing the facility increases the efficiency. Biogas cogeneration is projected to power and heat our digester complex. The electrical and grounds improvements are continued replacement of aged motor control centers and yard piping/hydrants. The Phosphorus upgrade is required by DNR for WPDES Permit compliance. A renewed Permit will include discharge points to two watersheds. We are working on coordinating the compliance schedule with the timing of the Lake Michigan supply.

Fund-Org.-Object-Project	Funding Sources	FY '18	FY '19	FY '20	FY '21	FY '22	Total
0603-7399-49140	Clean Water Fund Loan	\$ -	\$ -	\$ 1,106,000	\$ 12,711,000	\$ -	\$ 13,817,000
<b>Total</b>		<b>\$ -</b>	<b>\$ -</b>	<b>\$ 1,106,000</b>	<b>\$ 12,711,000</b>	<b>\$ -</b>	<b>\$ 13,817,000</b>

Fund-Org.-Object-Project	Expenditures	FY '18	FY '19	FY '20	FY '21	FY '22	Total
0603-7399-68290-71490	WWTP Design	\$ -	\$ -	\$ 1,106,000	\$ 1,105,000	\$ -	\$ 2,211,000
0603-7399-68290-71490	WWTP Construction	\$ -	\$ -	\$ -	\$ 11,606,000	\$ -	\$ 11,606,000
<b>Total</b>		<b>\$ -</b>	<b>\$ -</b>	<b>\$ 1,106,000</b>	<b>\$ 12,711,000</b>	<b>\$ -</b>	<b>\$ 13,817,000</b>

**Operational Impact/Other**

Cogeneration will reduce the amount of gas and electricity purchased. This was not included in the current (0-5 Yr upgrade) project because of the addition of the new digester. The Engineers recommendation was to wait and measure the amount of gas produced from the new digester to properly evaluate the options and size of the cogeneration equipment for maximum efficiency. Low level phosphorus cleans our waterways. The time frame for this project may have to shift forward depending on the Water Utility diversion request. This timetable is based on the compliance schedule in our current permit. Should we finance this project with a Clean Water Fund loan, the funding account would be 0603-7399-49140.



**CITY OF WAUKESHA, WISCONSIN**

**5-Year Community Investment Program  
2018-2022**

<b>Department</b>	WWTP
<b>Dept. Head</b>	Fred Abadi
<b>Project Contact</b>	Fred Abadi/Alex Damien
<b>Useful Life</b>	20 Years
<b>Category</b>	Wastewater Improvements
<b>Priority</b>	2 - SHOULD be done this year for optimal performance or savings.
<b>Total Project Cost \$ 800,000</b>	

<b>Project Name</b>	Primary Influent Pump Replacement
---------------------	-----------------------------------

**Description**  
 This would replace the five pumps originally installed in 1992. They were rebuilt in 2002, and again in 2013. The cost to rebuild is approximately 40% of new. The parts for these pumps are becoming difficult to get, as this is now an obsolete model. They are essentially made to order and shipped from Germany (up to 6 months for some parts). We need to replace with a current model to be able to obtain parts in a reasonable amount of time. This project will also include replacing the variable frequency drives that operate the lead and lag pumps.

**Justification/ How does this increase service to residents?**  
 The new pumps would be more energy efficient and allow an emergency repair to be done in a much faster time frame (less down time) with a current model.

Fund-Org.-Object-Project	Funding Sources	FY '18	FY '19	FY '20	FY '21	FY '22	Total
General WWTP Revenue	Replacement Fund	\$ -	\$ -	\$ 800,000	\$ -	\$ -	\$ 800,000
<b>Total</b>		\$ -	\$ -	\$ 800,000	\$ -	\$ -	\$ 800,000

Fund-Org.-Object-Project	Expenditures	FY '18	FY '19	FY '20	FY '21	FY '22	Total
0603-7388-52510	Primary Influent Pump Repl.	\$ -	\$ -	\$ 800,000	\$ -	\$ -	\$ 800,000
<b>Total</b>		\$ -	\$ -	\$ 800,000	\$ -	\$ -	\$ 800,000

**Operational Impact/Other**  
 Operational costs should decrease with more modern energy efficient motors.

**CITY OF WAUKESHA, WISCONSIN**

**5-Year Community Investment Program  
2018-2022**

<b>Department</b>	WWTP
<b>Dept. Head</b>	Fred Abadi
<b>Project Contact</b>	Fred Abadi/Alex Damian
<b>Useful Life</b>	20 years
<b>Category</b>	Wastewater Improvements
<b>Priority</b>	2 - SHOULD be done this year for optimal performance or savings.
<b>Total Project Cost \$ 800,000</b>	

<b>Project Name</b>	Primary Effluent Pump Replacement
---------------------	-----------------------------------

**Description**  
 This would replace the five pumps originally installed in 1992. They were rebuilt in 2002, and again in 2013. The cost to rebuild is approximately 40% of new. The parts for these pumps are becoming difficult to get, as this is now an obsolete model. They are essentially made to order and shipped from Germany (up to 6 months for some parts). We need to replace with a current model to be able to obtain parts in a reasonable amount of time. This project will also include replacement of the two variable frequency drives that operate the lead and lag pumps. The drives will be 10 years old and operate 24/7.

**Justification/ How does this increase service to residents?**  
 The new pumps would be more energy efficient and allow an emergency repair to be done in a much faster time frame (less down time) with a current model.

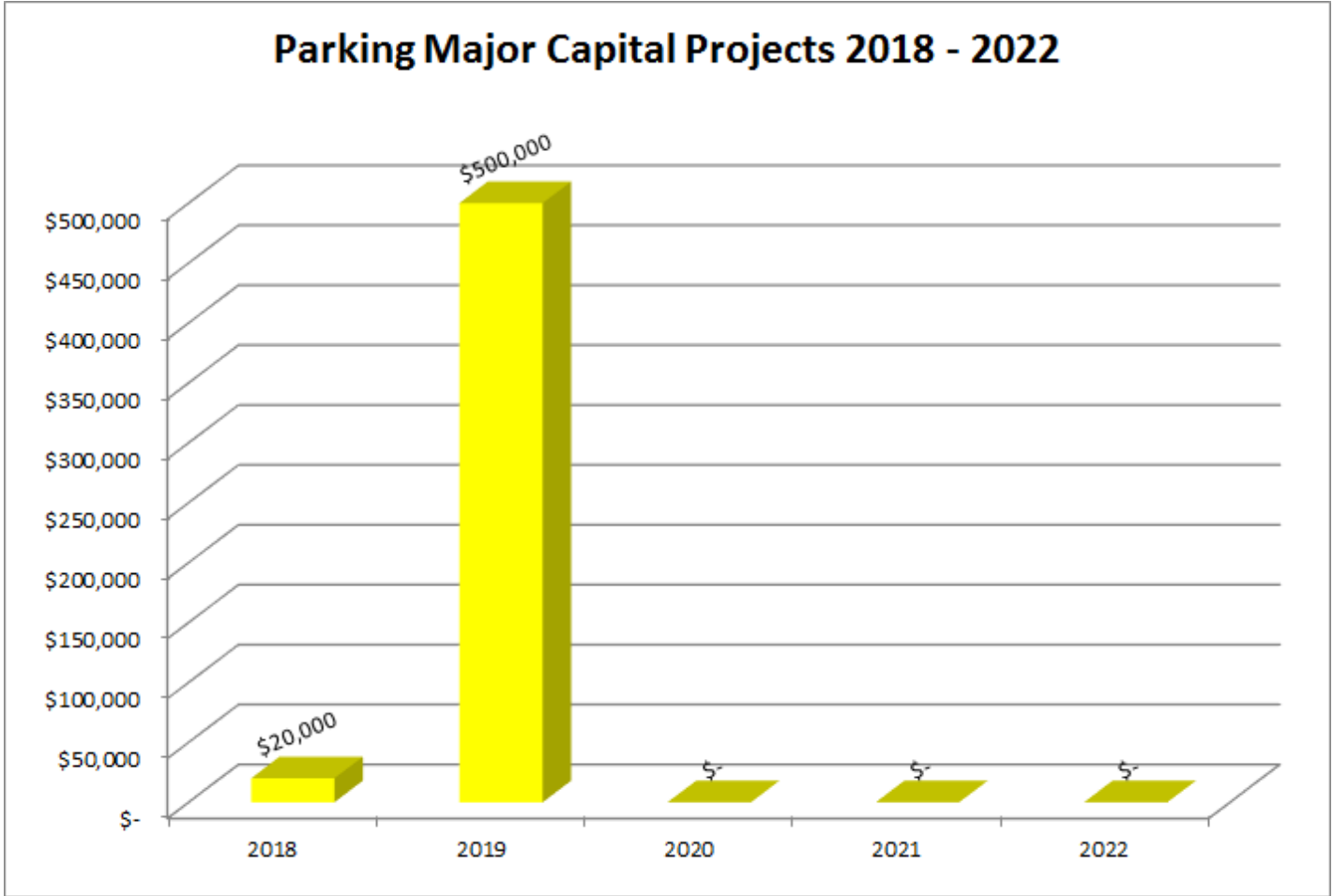
Fund-Org.-Object-Project	Funding Sources	FY '18	FY '19	FY '20	FY '21	FY '22	Total
General WWTP Revenue	Replacement Fund	\$ -	\$ -	\$ -	\$ 800,000	\$ -	\$ 800,000
<b>Total</b>		\$ -	\$ -	\$ -	\$ 800,000	\$ -	\$ 800,000

Fund-Org.-Object-Project	Expenditures	FY '18	FY '19	FY '20	FY '21	FY '22	Total
0603-7388-52510	Primary Effluent Pump Repl.	\$ -	\$ -	\$ -	\$ 800,000	\$ -	\$ 800,000
<b>Total</b>		\$ -	\$ -	\$ -	\$ 800,000	\$ -	\$ 800,000

**Operational Impact/Other**  
 Operational costs should decrease with more modern energy efficient motors.

# MAJOR CAPITAL PROJECTS

## PARKING



Parking Major Capital Projects 2018-2022						
Project Name	2018	2019	2020	2021	2022	Total
South Street Parking Ramp Structural Upgrades	\$ 20,000	\$ 500,000	\$ -	\$ -	\$ -	\$ 520,000
<b>Parking Total</b>	<b>\$ 20,000</b>	<b>\$ 500,000</b>	<b>\$ -</b>	<b>\$ -</b>	<b>\$ -</b>	<b>\$ 520,000</b>

**CITY OF WAUKESHA, WISCONSIN**

**5-Year Community Investment Program  
2018-2022**

<b>Department</b>	Parking
<b>Dept. Head</b>	Fred Abadi
<b>Project Contact</b>	Alex Damien
<b>Useful Life</b>	15 Years
<b>Category</b>	Buildings
<b>Priority</b>	1 - MUST be done this year. Cannot defer.
<b>Total Project Cost \$ 520,000</b>	

<b>Project Name</b>	South Street Parking Ramp Structural Upgrades
---------------------	---

<b>Description</b>	Update 2009 Stuctural assessment of the South Street Parking ramp.
--------------------	--

<b>Justification/ How does this Increase Service to Residents?</b>	<p>In 2009 the City hired Pierce Engineers to do a structural assessment of the South Street ramp in order to provide a structural condition report. The report states that "Serious consideration and planning should be given to possible structure replacement." Joint repairs have been done over the past 7 years, but this report needs to be updated. There is noticeably further deterioration since the time of the report. In 2018 the report should be updated and in 2019 the major repairs should be scheduled or the consideration of the replacement of the structure should be given if the updated report comes to the same conclusion as the 2009 report. Recently the City released the results of a City Survey. The number one obstacle facing downtown, according to the survey is inadequate parking. The South Street Ramp must remain open to facilitate parking in the downtown area.</p>
--	---

Fund-Org.-Object-Project	Funding Sources	FY '18	FY '19	FY '20	FY '21	FY '22	Total
Gen. Parking Revenues	Parking Fees/Fines	\$ 20,000	\$ -	\$ -	\$ -	\$ -	\$ 20,000
0602-7790-49110	10-yr GO Debt	\$ -	\$ 500,000	\$ -	\$ -	\$ -	\$ 500,000
	<b>Total</b>	<b>\$ 20,000</b>	<b>\$ 500,000</b>	<b>\$ -</b>	<b>\$ -</b>	<b>\$ -</b>	<b>\$ 520,000</b>

Fund-Org.-Object-Project	Expenditures	FY '18	FY '19	FY '20	FY '21	FY '22	Total
0602-7790-68220	South St Ramp Improvements	\$ 20,000	\$ 500,000	\$ -	\$ -	\$ -	\$ 520,000
	<b>Total</b>	<b>\$ 20,000</b>	<b>\$ 500,000</b>	<b>\$ -</b>	<b>\$ -</b>	<b>\$ -</b>	<b>\$ 520,000</b>

<b>Operational Impact/Other</b>	The South Street Ramp must remain open to facilitate parking in the downtown area.
---------------------------------	--

## Equipment by Year

Department	Project Name	Department	2018	2019	2020	2021	2022	Total
<b>Governmental Funds:</b>								
<b>Info. Technology</b>	Server Replacement	Information Technology	\$ 281,000	\$ 141,000	\$ 220,000	\$ 225,000	\$ 225,000	\$ 1,092,000
	Communications and Cabling	Information Technology	50,000	91,000	91,000	91,000	91,000	414,000
	Workstation Replacements	Information Technology	111,700	92,400	93,200	73,000	104,166	474,466
	Infrastructure/Power Pro	Information Technology	15,000	31,000	3,000	15,000	15,000	79,000
	Software & Licensing	Information Technology	251,221	80,000	90,000	90,000	100,000	611,221
	Fiber Optic Projects	Information Technology	275,000	-	-	-	-	275,000
	<b>Information Technology</b>		<b>\$ 983,921</b>	<b>\$ 435,400</b>	<b>\$ 497,200</b>	<b>\$ 494,000</b>	<b>\$ 535,166</b>	<b>\$ 2,945,687</b>
<b>Police</b>	Dictation System	Police	\$ 11,075	\$ -	\$ -	\$ -	\$ -	\$ 11,075
	Digital Voice Logger (NICE)	Police	32,000	-	-	-	-	32,000
	Automatic License Plate Readers (ALPR)	Police	30,206	-	-	-	-	30,206
	OptiCop Camera Program	Police	36,240	30,624	-	-	-	66,864
	Unmanned Aerial Systems (UAS)	Police	-	28,259	-	-	-	28,259
	Pro QA (Quality Assurance) Medical Software	Police	-	59,714	-	-	-	59,714
	<b>Police</b>		<b>\$ 109,521</b>	<b>\$ 118,597</b>	<b>\$ -</b>	<b>\$ -</b>	<b>\$ -</b>	<b>\$ 228,118</b>
<b>Parks/Rec/Forestry</b>	Keyless Entry for Park Buildings	Parks/Rec/Forestry	\$ 33,575	\$ -	\$ -	\$ -	\$ -	\$ 33,575
	Timescape Software	Parks/Rec/Forestry	25,400	-	-	-	-	25,400
	<b>Parks/Rec/Forestry</b>		<b>\$ 58,975</b>	<b>\$ -</b>	<b>\$ -</b>	<b>\$ -</b>	<b>\$ -</b>	<b>\$ 58,975</b>
<b>Library</b>	Library Technology	Library	\$ 45,800	\$ 45,800	\$ 45,800	\$ 45,800	\$ 45,800	\$ 229,000
	Furniture Replacement	Library	25,000	5,000	5,000	5,000	5,000	45,000
	Shelving Replacements	Library	25,000	25,000	25,000	25,000	25,000	125,000
	Sorting Unit Bin Expansion	Library	-	30,000	-	-	-	30,000
	<b>Library</b>		<b>\$ 95,800</b>	<b>\$ 105,800</b>	<b>\$ 75,800</b>	<b>\$ 75,800</b>	<b>\$ 75,800</b>	<b>\$ 429,000</b>
<b>Clerk/Treasurer</b>	Election Equipment (e-Poll Books)	Clerk/Treasurer	\$ 73,000	\$ -	\$ -	\$ -	\$ -	\$ 73,000
	<b>Clerk/Treasurer</b>		<b>\$ 73,000</b>	<b>\$ -</b>	<b>\$ -</b>	<b>\$ -</b>	<b>\$ -</b>	<b>\$ 73,000</b>
<b>Fire</b>	Ruggedized Computer (MDC) Replace.	Fire Department	\$ 15,200	\$ 15,200	\$ 15,200	\$ 15,500	\$ 15,500	\$ 76,600
	High-Pressure Air Bags & Extrication Equip.	Fire Department	21,031	-	-	-	-	21,031
	EMS Training Mannequin	Fire Department	11,000	-	-	-	-	11,000
	EMS Cot Refurbishment	Fire Department	11,000	-	-	-	-	11,000
	IV Pumps	Fire Department	11,000	-	-	-	-	11,000
	SCBA Replacement	Fire Department	250,000	250,000	-	-	-	500,000
	Fire Station Security Camera System	Fire Department	37,165	18,710	-	-	-	55,875
	Wireless Headsets & Back Up Cameras	Fire Department	-	34,500	-	-	-	34,500
	Mobile Ultrasound Equipment	Fire Department	-	60,000	-	-	-	60,000
	Fire Supression Equipment	Fire Department	-	60,000	-	-	-	60,000
	Standpipe / High-Rise Kits	Fire Department	-	-	16,500	-	-	16,500
	AED Replacement	Fire Department	-	-	28,000	-	-	28,000
	City-Wide Radio Replacement	Fire Department	-	-	600,000	-	-	600,000
	Training Room Update (Technology)	Fire Department	-	-	20,000	-	-	20,000
	Breathing Air Compressor	Fire Department	-	-	100,000	-	-	100,000
	Forcible Entry Training Props	Fire Department	-	-	-	15,000	-	15,000
	Replacement of 3-Inch Fire Hose	Fire Department	-	-	-	20,000	-	20,000
	Stair Chairs Replacement	Fire Department	-	-	-	-	60,375	60,375
	Fitness Equipment Replacement	Fire Department	-	-	-	-	42,300	42,300
	<b>Fire Department</b>		<b>\$ 356,396</b>	<b>\$ 438,410</b>	<b>\$ 779,700</b>	<b>\$ 50,500</b>	<b>\$ 118,175</b>	<b>\$ 1,743,181</b>
<b>Governmental Funds Total</b>			<b>\$1,677,613</b>	<b>\$1,098,207</b>	<b>\$1,352,700</b>	<b>\$620,300</b>	<b>\$729,141</b>	<b>\$5,477,961</b>

## Equipment by Year

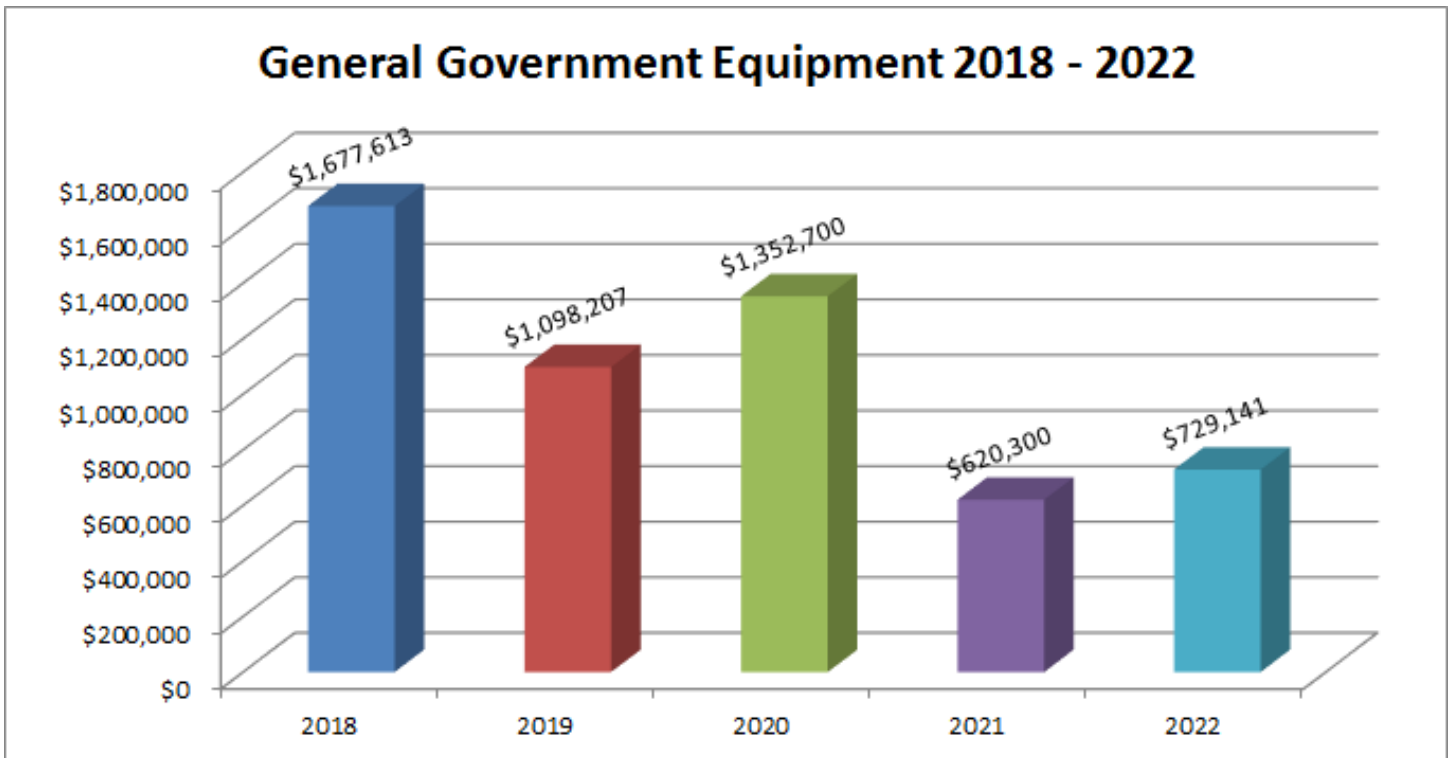
Department	Project Name	Department	2018	2019	2020	2021	2022	Total
<b>Enterprise Funds:</b>								
<b>Clean Water Plant</b>	Stormwater Station Pumps	Wastewater	\$ 40,000	\$ -	\$ -	\$ -	\$ -	40,000
	Sludge Thickener Air Compressor	Wastewater	10,000	-	-	-	-	10,000
	AA Spectro Photometer	Wastewater	-	30,000	-	-	-	30,000
	Primary Sludge Pumps Replacement	Wastewater	-	-	-	50,000	-	50,000
	Bio-Solids Conveyors Rehabilitation	Wastewater	-	-	-	-	297,000	297,000
	<b>Clean Water Plant (WWTP) Total</b>		<b>\$ 50,000</b>	<b>\$ 30,000</b>	<b>\$ -</b>	<b>\$ 50,000</b>	<b>\$ 297,000</b>	<b>\$ 427,000</b>
<b>Print Shop</b>	Printer Replacements	Information Technology	\$ 72,000	\$ 36,000	\$ 72,000	\$ 72,000	\$ 63,000	\$ 315,000
	<b>Print Shop Total</b>		<b>\$ 72,000</b>	<b>\$ 36,000</b>	<b>\$ 72,000</b>	<b>\$ 72,000</b>	<b>\$ 63,000</b>	<b>\$ 315,000</b>
	<b>Enterprise Fund Total</b>		<b>\$ 122,000</b>	<b>\$ 66,000</b>	<b>\$ 72,000</b>	<b>\$ 122,000</b>	<b>\$ 360,000</b>	<b>\$ 742,000</b>
	<b>Grand Total Equipment</b>		<b>\$ 1,799,613</b>	<b>\$ 1,164,207</b>	<b>\$ 1,424,700</b>	<b>\$ 742,300</b>	<b>\$ 1,089,141</b>	<b>\$ 6,219,961</b>

# EQUIPMENT REPLACEMENT PROJECTS

Equipment Replacement Projects typically consist of major technology items, communications equipment and similar items.

Many of the items are funded through the City's State of Wisconsin Shared Revenue payment or short term (10 year) debt. Some of the items are funded through operating funds within each department.

In addition, to the Finance Committee and Common Council review, the City's Information Technology Board (ITB) reviews requests that impact our Information Technology Infrastructure. The ITB Board provides a list of recommendations for technology related projects to the City Administrator as part of the annual Capital Improvement Plan Process.



**CITY OF WAUKESHA, WISCONSIN**  
**EQUIPMENT REPLACEMENT FUND EXPENDITURE**  
 Budget Year: 2018 - 2022

Department: Information Technology  
 Dept. Head: Chris Pofahl  
 Project Contact: Greg Vanness

Description of Expenditure: **Server / Server Software & Storage**

Addition or Replacement: Replacement

Initial Cost	\$ 281,000
Anticipated Annual Maintenance Cost/Cost of Operation	\$ -
Maintenance Cost Over 5 years	\$ -

**TOTAL INVESTMENT** \$ 281,000

Est. Salvage Value of Former Capital Asset \$ -

**EST. INITIAL INVESTMENT** \$ 281,000

**Justification for Equipment Replacement Fund Expenditure**

The Network Servers being scheduled for replacement are 5 years old, with performance beginning to become unacceptable. Storage is scheduled due to expansion and to meet legal storage retention requirements.

Fund-Org.-Object-Project	Funding Sources	FY '18	FY '19	FY '20	FY '21	FY '22	Total
0400-1917-42210	State Shared Rev.	\$ 281,000	\$ -	\$ -	\$ -	\$ -	\$ 281,000
	<b>Total</b>	\$ 281,000	\$ -	\$ -	\$ -	\$ -	\$ 281,000

Fund-Org.-Object-Project	Expenditures	FY '18	FY '19	FY '20	FY '21	FY '22	Total
0400-1917-68160-81201	MultiFactor Authentication	\$ 90,000	\$ -	\$ -	\$ -	\$ -	\$ 90,000
0400-1917-68160-81201	Disaster Recovery	\$ 115,000	\$ -	\$ -	\$ -	\$ -	\$ 115,000
0400-1917-68160-81201	AD Monitoring software	\$ 37,000	\$ -	\$ -	\$ -	\$ -	\$ 37,000
0400-1917-68160-81201	PD Forensics Devices	\$ 39,000	\$ -	\$ -	\$ -	\$ -	\$ 39,000
	<b>Total</b>	\$ 281,000	\$ -	\$ -	\$ -	\$ -	\$ 281,000

**How will this improve our service level and efficiency?**

As technology changes, it places new demands on these servers which in many cases causes them to become slow, inefficient, buggy or unreliable. Replacing servers increases our service level by keeping daily operations running efficiently.



**CITY OF WAUKESHA, WISCONSIN**  
**EQUIPMENT REPLACEMENT FUND EXPENDITURE**  
 Budget Year: 2018 - 2022

Department: Information Technology  
 Dept. Head: Chris Pofahl  
 Project Contact: Greg Vanness

Description of Expenditure:	Server / Server Software & Storage
Addition or Replacement:	Replacement
Initial Cost	\$ 141,000
Anticipated Annual Maintenance Cost/Cost of Operation	\$ -
Maintenance Cost Over 5 years	\$ -
<b>TOTAL INVESTMENT</b>	<b>\$ 141,000</b>
Est. Salvage Value of Former Capital Asset	\$ -
<b>EST. INITIAL INVESTMENT</b>	<b>\$ 141,000</b>

**Justification for Equipment Replacement Fund Expenditure**  
 The Network Servers being scheduled for replacement are 5 years old, with performance beginning to become unacceptable. Additional costs include required licensing due to growth or new business or technology requirements.

Fund-Org.-Object-Project	Funding Sources	FY '18	FY '19	FY '20	FY '21	FY '22	Total
0400-1917-42210	State Shared Rev.	\$ -	\$ 141,000	\$ -	\$ -	\$ -	\$ 141,000
<b>Total</b>		<b>\$ -</b>	<b>\$ 141,000</b>	<b>\$ -</b>	<b>\$ -</b>	<b>\$ -</b>	<b>\$ 141,000</b>

Fund-Org.-Object-Project	Expenditures	FY '18	FY '19	FY '20	FY '21	FY '22	Total
0400-1917-68160-81201	Server Software	\$ -	\$ 100,000	\$ -	\$ -	\$ -	\$ 100,000
0400-1917-68160-81201	Phoenix CAD911 Server	\$ -	\$ 15,000	\$ -	\$ -	\$ -	\$ 15,000
0400-1917-68160-81201	Phoenix RMS Server	\$ -	\$ 12,000	\$ -	\$ -	\$ -	\$ 12,000
0400-1917-68160-81201	Phoenix DB Server	\$ -	\$ 14,000	\$ -	\$ -	\$ -	\$ 14,000
<b>Total</b>		<b>\$ -</b>	<b>\$ 141,000</b>	<b>\$ -</b>	<b>\$ -</b>	<b>\$ -</b>	<b>\$ 141,000</b>

**How will this improve our service level and efficiency?**  
 As technology changes, it places new demands on these servers which in many cases causes them to become slow, inefficient, buggy or unreliable. Replacing servers increases our service level by keeping daily operations running efficiently.

**CITY OF WAUKESHA, WISCONSIN**  
**EQUIPMENT REPLACEMENT FUND EXPENDITURE**  
 Budget Year: 2018 - 2022

Department: Information Technology  
 Dept. Head: Chris Pofahl  
 Project Contact: Greg Vanness

Description of Expenditure: **Server / Server Software & Storage**

Addition or Replacement: Replacement

Initial Cost **\$ 220,000**  
 Anticipated Annual Maintenance Cost/Cost of Operation \$ -  
 Maintenance Cost Over 5 years \$ -

**TOTAL INVESTMENT \$ 220,000**

Est. Salvage Value of Former Capital Asset \$ -

**EST. INITIAL INVESTMENT \$ 220,000**

**Justification for Equipment Replacement Fund Expenditure**

The Network Servers being scheduled for replacement are 5 years old, with performance beginning to become unacceptable. Additional costs include required licensing due to growth or new business or technology requirements.

Fund-Org.-Object-Project	Funding Sources	FY '18	FY '19	FY '20	FY '21	FY '22	Total
0400-1917-42210	State Shared Rev.	\$ -	\$ -	\$ 220,000	\$ -	\$ -	\$ 220,000
	<b>Total</b>	<b>\$ -</b>	<b>\$ -</b>	<b>\$ 220,000</b>	<b>\$ -</b>	<b>\$ -</b>	<b>\$ 220,000</b>

Fund-Org.-Object-Project	Expenditures	FY '18	FY '19	FY '20	FY '21	FY '22	Total
0400-1917-68160-81201	Server Software	\$ -	\$ -	\$ 100,000	\$ -	\$ -	\$ 100,000
0400-1917-68160-81201	VMWare 1	\$ -	\$ -	\$ 20,000	\$ -	\$ -	\$ 20,000
0400-1917-68160-81201	VMWare 2	\$ -	\$ -	\$ 20,000	\$ -	\$ -	\$ 20,000
0400-1917-68160-81201	VMWare 3	\$ -	\$ -	\$ 20,000	\$ -	\$ -	\$ 20,000
0400-1917-68160-81201	VMWare 4	\$ -	\$ -	\$ 20,000	\$ -	\$ -	\$ 20,000
0400-1917-68160-81201	VMWare 5	\$ -	\$ -	\$ 20,000	\$ -	\$ -	\$ 20,000
0400-1917-68160-81201	VMWare 6	\$ -	\$ -	\$ 20,000	\$ -	\$ -	\$ 20,000
	<b>Total</b>	<b>\$ -</b>	<b>\$ -</b>	<b>\$ 220,000</b>	<b>\$ -</b>	<b>\$ -</b>	<b>\$ 220,000</b>

**How will this improve our service level and efficiency?**

As technology changes, it places new demands on these servers which in many cases causes them to become slow, inefficient, buggy or unreliable. Replacing servers increases our service level by keeping daily operations running efficiently.

**CITY OF WAUKESHA, WISCONSIN**  
**EQUIPMENT REPLACEMENT FUND EXPENDITURE**  
 Budget Year: 2018 - 2022

Department: Information Technology  
 Dept. Head: Chris Pofahl  
 Project Contact: Greg Vanness

Description of Expenditure: **Server / Server Software & Storage**

Addition or Replacement: Replacement

Initial Cost **\$ 225,000**  
 Anticipated Annual Maintenance Cost/Cost of Operation \$ -  
 Maintenance Cost Over 5 years \$ -

**TOTAL INVESTMENT \$ 225,000**

Est. Salvage Value of Former Capital Asset \$ -

**EST. INITIAL INVESTMENT \$ 225,000**

**Justification for Equipment Replacement Fund Expenditure**

The Network Servers being scheduled for replacement are 5 years old, with performance beginning to become unacceptable. Additional costs include required licensing due to growth or new business or technology requirements. Storage is scheduled due to expansion and the to meet legal storage retention requirements.

Fund-Org.-Object-Project	Funding Sources	FY '18	FY '19	FY '20	FY '21	FY '22	Total
0400-1917-42210	State Shared Rev.	\$ -	\$ -	\$ -	\$ 225,000	\$ -	\$ 225,000
	<b>Total</b>	<b>\$ -</b>	<b>\$ -</b>	<b>\$ -</b>	<b>\$ 225,000</b>	<b>\$ -</b>	<b>\$ 225,000</b>

Fund-Org.-Object-Project	Expenditures	FY '18	FY '19	FY '20	FY '21	FY '22	Total
0400-1917-68160-81201	Additional Storage	\$ -	\$ -	\$ -	\$ 180,000	\$ -	\$ 180,000
0400-1917-68160-81201	Server Replacement	\$ -	\$ -	\$ -	\$ 15,000	\$ -	\$ 15,000
0400-1917-68160-81201	Server Replacement	\$ -	\$ -	\$ -	\$ 15,000	\$ -	\$ 15,000
0400-1917-68160-81201	Server Replacement	\$ -	\$ -	\$ -	\$ 15,000	\$ -	\$ 15,000
	<b>Total</b>	<b>\$ -</b>	<b>\$ -</b>	<b>\$ -</b>	<b>\$ 225,000</b>	<b>\$ -</b>	<b>\$ 225,000</b>

**How will this improve our service level and efficiency?**

As technology changes, it places new demands on these servers which in many cases causes them to become slow, inefficient, buggy or unreliable. Replacing servers increases our service level by keeping daily operations running efficiently.

**CITY OF WAUKESHA, WISCONSIN**  
**EQUIPMENT REPLACEMENT FUND EXPENDITURE**  
 Budget Year: 2018 - 2022

Department: Information Technology  
 Dept. Head: Chris Pofahl  
 Project Contact: Greg Vanness

Description of Expenditure:	Server / Server Software & Storage
Addition or Replacement:	Replacement
Initial Cost	\$ 225,000
Anticipated Annual Maintenance Cost/Cost of Operation	\$ -
Maintenance Cost Over 5 years	\$ -
<b>TOTAL INVESTMENT</b>	<b>\$ 225,000</b>
Est. Salvage Value of Former Capital Asset	\$ -
<b>EST. INITIAL INVESTMENT</b>	<b>\$ 225,000</b>

**Justification for Equipment Replacement Fund Expenditure**  
 The Network Servers being scheduled for replacement are 5 years old, with performance beginning to become unacceptable. Additional costs include required licensing due to growth or new business or technology requirements. Storage is scheduled due to expansion and the to meet legal storage retention requirements.

Fund-Obj-Project	Funding Sources	FY '18	FY '19	FY '20	FY '21	FY '22	Total
0400-1917-42210	State Shared Rev.	\$ -	\$ -	\$ -	\$ -	\$ 225,000	\$ 225,000
	<b>Total</b>	<b>\$ -</b>	<b>\$ -</b>	<b>\$ -</b>	<b>\$ -</b>	<b>\$ 225,000</b>	<b>\$ 225,000</b>

Fund-Obj-Project	Expenditures	FY '18	FY '19	FY '20	FY '21	FY '22	Total
0400-1917-68160-81201	Additional Storage	\$ -	\$ -	\$ -	\$ -	\$ 180,000	\$ 180,000
0400-1917-68160-81201	Server Replacement	\$ -	\$ -	\$ -	\$ -	\$ 15,000	\$ 15,000
0400-1917-68160-81201	Server Replacement	\$ -	\$ -	\$ -	\$ -	\$ 15,000	\$ 15,000
0400-1917-68160-81201	Server Replacement	\$ -	\$ -	\$ -	\$ -	\$ 15,000	\$ 15,000
	<b>Total</b>	<b>\$ -</b>	<b>\$ -</b>	<b>\$ -</b>	<b>\$ -</b>	<b>\$ 225,000</b>	<b>\$ 225,000</b>

**How will this improve our service level and efficiency?**  
 As technology changes, it places new demands on these servers which in many cases causes them to become slow, inefficient, buggy or unreliable. Replacing servers increases our service level by keeping daily operations running efficiently.

**CITY OF WAUKESHA, WISCONSIN**  
**EQUIPMENT REPLACEMENT FUND EXPENDITURE**  
 Budget Year: 2018 - 2022

Department: Information Technology  
 Dept. Head: Chris Pofahl  
 Project Contact: Greg Vanness

Description of Expenditure:	Communications & Cabling
Addition or Replacement:	Replacement
Initial Cost	\$ 50,000
Anticipated Annual Maintenance Cost/Cost of Operation	\$ -
Maintenance Cost Over 5 years	\$ -
<b>TOTAL INVESTMENT</b>	<b>\$ 50,000</b>
Est. Salvage Value of Former Capital Asset	\$ -
<b>EST. INITIAL INVESTMENT</b>	<b>\$ 50,000</b>

**Justification for Equipment Replacement Fund Expenditure**

The communications and cabling project account includes all replacements of core infrastructure hardware used to run City department data communications needs. These replacements would include switches, Coarse Wave Division Multiplexing equipment used to communicate with other government agencies, internet firewalls, internal City routers and data cabling that connects building and/or local PC's to the network. The typical life of a switch depends upon demand being placed upon it, with 5 years being a typical life span -though it can be shorter if data demands grow quickly.

Fund-Org.-Object-Project	Funding Sources	FY '18	FY '19	FY '20	FY '21	FY '22	Total
0400-1917-42210	State Shared Rev.	\$ 50,000	\$ -	\$ -	\$ -	\$ -	\$ 50,000
	<b>Total</b>	<b>\$ 50,000</b>	<b>\$ -</b>	<b>\$ -</b>	<b>\$ -</b>	<b>\$ -</b>	<b>\$ 50,000</b>

Fund-Org.-Object-Project	Expenditures	FY '18	FY '19	FY '20	FY '21	FY '22	Total
0400-1917-68160-81202	Switches	\$ 35,000	\$ -	\$ -	\$ -	\$ -	\$ 35,000
0400-1917-68160-81202	City-Wide Cabling Main	\$ 15,000	\$ -	\$ -	\$ -	\$ -	\$ 15,000
	<b>Total</b>	<b>\$ 50,000</b>	<b>\$ -</b>	<b>\$ -</b>	<b>\$ -</b>	<b>\$ -</b>	<b>\$ 50,000</b>

**How will this improve our service level and efficiency?**

A healthy infrastructure is the backbone of the network which keeps people working efficiently. As infrastructure ages it needs maintenance and in some cases replacement. Failure to do so will have a negative impact on day-to-day operations and ultimately how we service the public.

**CITY OF WAUKESHA, WISCONSIN**  
**EQUIPMENT REPLACEMENT FUND EXPENDITURE**  
 Budget Year: 2018 - 2022

Department: Information Technology  
 Dept. Head: Chris Pofahl  
 Project Contact: Greg Vanness

Description of Expenditure:	Communications & Cabling
Addition or Replacement:	Replacement
Initial Cost	\$ 91,000
Anticipated Annual Maintenance Cost/Cost of Operation	\$ -
Maintenance Cost Over 5 years	\$ -
<b>TOTAL INVESTMENT</b>	<b>\$ 91,000</b>
Est. Salvage Value of Former Capital Asset	\$ -
<b>EST. INITIAL INVESTMENT</b>	<b>\$ 91,000</b>

**Justification for Equipment Replacement Fund Expenditure**

The communications and cabling project account includes all replacements of core infrastructure hardware used to run City department data communications needs. These replacements would include switches, Coarse Wave Division Multiplexing equipment used to communicate with other government agencies, internet firewalls, internal City routers and data cabling that connects building and/or local PC's to the network. The typical life of a switch depends upon demand being placed upon it, with 5 years being a typical life span -though it can be shorter if data demands grow quickly.

Fund-Obj-Project	Funding Sources	FY '18	FY '19	FY '20	FY '21	FY '22	Total
0400-1917-42210	State Shared Rev.	\$ -	\$ 91,000	\$ -	\$ -	\$ -	\$ 91,000
	<b>Total</b>	<b>\$ -</b>	<b>\$ 91,000</b>	<b>\$ -</b>	<b>\$ -</b>	<b>\$ -</b>	<b>\$ 91,000</b>

Fund-Obj-Project	Expenditures	FY '18	FY '19	FY '20	FY '21	FY '22	Total
0400-1917-68160-81202	Infrastructure	\$ -	\$ 91,000	\$ -	\$ -	\$ -	\$ 91,000
	<b>Total</b>	<b>\$ -</b>	<b>\$ 91,000</b>	<b>\$ -</b>	<b>\$ -</b>	<b>\$ -</b>	<b>\$ 91,000</b>

**How will this improve our service level and efficiency?**

A healthy infrastructure is the backbone of the network which keeps people working efficiently. As infrastructure ages it needs maintenance and in some cases replacement. Failure to do so will have a negative impact on day-to-day operations and ultimately how we service the public.

**CITY OF WAUKESHA, WISCONSIN**  
**EQUIPMENT REPLACEMENT FUND EXPENDITURE**  
 Budget Year: 2018 - 2022

**Department:** Information Technology  
**Dept. Head:** Chris Pofahl  
**Project Contact:** Greg Vanness

<b>Description of Expenditure:</b>	Communications & Cabling
<b>Addition or Replacement:</b>	Replacement
<b>Initial Cost</b>	\$ 91,000
<b>Anticipated Annual Maintenance Cost/Cost of Operation</b>	\$ -
<b>Maintenance Cost Over 5 years</b>	\$ -
<b>TOTAL INVESTMENT</b>	\$ 91,000
<b>Est. Salvage Value of Former Capital Asset</b>	\$ -
<b>EST. INITIAL INVESTMENT</b>	\$ 91,000

**Justification for Equipment Replacement Fund Expenditure**

The communications and cabling project account includes all replacements of core infrastructure hardware used to run City department data communications needs. These replacements would include switches, Coarse Wave Division Multiplexing equipment used to communicate with other government agencies, internet firewalls, internal City routers and data cabling that connects building and/or local PC's to the network. The typical life of a switch depends upon demand being placed upon it, with 5 years being a typical life span -though it can be shorter if data demands grow quickly.

Fund-Obj-Project	Funding Sources	FY '18	FY '19	FY '20	FY '21	FY '22	Total
0400-1917-42210	State Shared Rev.	\$ -	\$ -	\$ 91,000	\$ -	\$ -	\$ 91,000
	<b>Total</b>	\$ -	\$ -	\$ 91,000	\$ -	\$ -	\$ 91,000

Fund-Obj-Project	Expenditures	FY '18	FY '19	FY '20	FY '21	FY '22	Total
0400-1917-68160-81202	Infrastructure	\$ -	\$ -	\$ 91,000	\$ -	\$ -	\$ 91,000
	<b>Total</b>	\$ -	\$ -	\$ 91,000	\$ -	\$ -	\$ 91,000

**How will this improve our service level and efficiency?**

A healthy infrastructure is the backbone of the network which keeps people working efficiently. As infrastructure ages it needs maintenance and in some cases replacement. Failure to do so will have a negative impact on day-to-day operations and ultimately how we service the public.

**CITY OF WAUKESHA, WISCONSIN**  
**EQUIPMENT REPLACEMENT FUND EXPENDITURE**  
 Budget Year: 2018 - 2022

Department: Information Technology  
 Dept. Head: Chris Pofahl  
 Project Contact: Greg Vanness

Description of Expenditure:	Communications & Cabling
Addition or Replacement:	Replacement
Initial Cost	\$ 91,000
Anticipated Annual Maintenance Cost/Cost of Operation	\$ -
Maintenance Cost Over 5 years	\$ -
<b>TOTAL INVESTMENT</b>	<b>\$ 91,000</b>
Est. Salvage Value of Former Capital Asset	\$ -
<b>EST. INITIAL INVESTMENT</b>	<b>\$ 91,000</b>

**Justification for Equipment Replacement Fund Expenditure**

The communications and cabling project account includes all replacements of core infrastructure hardware used to run City department data communications needs. These replacements would include switches, Coarse Wave Division Multiplexing equipment used to communicate with other government agencies, internet firewalls, internal City routers and data cabling that connects building and/or local PC's to the network. The typical life of a switch depends upon demand being placed upon it, with 5 years being a typical life span -though it can be shorter if data demands grow quickly.

Fund-Org.-Object-Project	Funding Sources	FY '18	FY '19	FY '20	FY '21	FY '22	Total
0400-1917-42210	State Shared Rev.	\$ -	\$ -	\$ -	\$ 91,000	\$ -	\$ 91,000
	<b>Total</b>	<b>\$ -</b>	<b>\$ -</b>	<b>\$ -</b>	<b>\$ 91,000</b>	<b>\$ -</b>	<b>\$ 91,000</b>

Fund-Org.-Object-Project	Expenditures	FY '18	FY '19	FY '20	FY '21	FY '22	Total
0400-1917-68160-81202	Infrastructure	\$ -	\$ -	\$ -	\$ 91,000	\$ -	\$ 91,000
	<b>Total</b>	<b>\$ -</b>	<b>\$ -</b>	<b>\$ -</b>	<b>\$ 91,000</b>	<b>\$ -</b>	<b>\$ 91,000</b>

**How will this improve our service level and efficiency?**

A healthy infrastructure is the backbone of the network which keeps people working efficiently. As infrastructure ages it needs maintenance and in some cases replacement. Failure to do so will have a negative impact on day-to-day operations and ultimately how we service the public.



**CITY OF WAUKESHA, WISCONSIN**  
**EQUIPMENT REPLACEMENT FUND EXPENDITURE**  
 Budget Year: 2018 - 2022

**Department:** Information Technology  
**Dept. Head:** Chris Pofahl  
**Project Contact:** Greg Vanness

Description of Expenditure:	Communications & Cabling
Addition or Replacement:	Replacement
Initial Cost	\$ 91,000
Anticipated Annual Maintenance Cost/Cost of Operation	\$ -
Maintenance Cost Over 5 years	\$ -
<b>TOTAL INVESTMENT</b>	<b>\$ 91,000</b>
Est. Salvage Value of Former Capital Asset	\$ -
<b>EST. INITIAL INVESTMENT</b>	<b>\$ 91,000</b>

**Justification for Equipment Replacement Fund Expenditure**

The communications and cabling project account includes all replacements of core infrastructure hardware used to run City department data communications needs. These replacements would include switches, Coarse Wave Division Multiplexing equipment used to communicate with other government agencies, internet firewalls, internal City routers and data cabling that connects building and/or local PC's to the network. The typical life of a switch depends upon demand being placed upon it, with 5 years being a typical life span -though it can be shorter if data demands grow quickly.

Fund-Org.-Object-Project	Funding Sources	FY '18	FY '19	FY '20	FY '21	FY '22	Total
0400-1917-42210	State Shared Rev.	\$ -	\$ -	\$ -	\$ -	\$ 91,000	\$ 91,000
	<b>Total</b>	<b>\$ -</b>	<b>\$ -</b>	<b>\$ -</b>	<b>\$ -</b>	<b>\$ 91,000</b>	<b>\$ 91,000</b>

Fund-Org.-Object-Project	Expenditures	FY '18	FY '19	FY '20	FY '21	FY '22	Total
0400-1917-68160-81202	Infrastructure	\$ -	\$ -	\$ -	\$ -	\$ 91,000	\$ 91,000
	<b>Total</b>	<b>\$ -</b>	<b>\$ -</b>	<b>\$ -</b>	<b>\$ -</b>	<b>\$ 91,000</b>	<b>\$ 91,000</b>

**How will this improve our service level and efficiency?**

A healthy infrastructure is the backbone of the network which keeps people working efficiently. As infrastructure ages it needs maintenance and in some cases replacement. Failure to do so will have a negative impact on day-to-day operations and ultimately how we service the public.

**CITY OF WAUKESHA, WISCONSIN**  
**EQUIPMENT REPLACEMENT FUND EXPENDITURE**  
 Budget Year: 2018 - 2022

Department: Information Technology  
 Dept. Head: Chris Pofahl  
 Project Contact: Greg Vanness

Description of Expenditure:	PC / Notebook & Peripheral Replacements
Addition or Replacement:	Replacement
Initial Cost	\$ 111,700
Anticipated Annual Maintenance Cost/Cost of Operation	\$ -
Maintenance Cost Over 5 years	\$ -
<b>TOTAL INVESTMENT</b>	<b>\$ 111,700</b>
Est. Salvage Value of Former Capital Asset	\$ -
<b>EST. INITIAL INVESTMENT</b>	<b>\$ 111,700</b>

**Justification for Equipment Replacement Fund Expenditure**  
 PCs and Notebooks have a five-year life cycle except for Protective Services (Police and Fire), which are on a three-year life cycle. This equipment is being replaced due to age, which is causing performance, reliability and compatibility issues.

Fund-Org.-Object-Project	Funding Sources	FY '18	FY '19	FY '20	FY '21	FY '22	Total
0400-1917-42210	State Shared Rev.	\$ 111,700	\$ -	\$ -	\$ -	\$ -	\$ 111,700
	<b>Total</b>	<b>\$ 111,700</b>	<b>\$ -</b>	<b>\$ -</b>	<b>\$ -</b>	<b>\$ -</b>	<b>\$ 111,700</b>

Fund-Org.-Object-Project	Expenditures	FY '18	FY '19	FY '20	FY '21	FY '22	Total
0400-1917-68160-81203	Peripheal Replacemnts	\$ 40,000	\$ -	\$ -	\$ -	\$ -	\$ 40,000
0400-1917-68160-81203	Cemetery (1 Desktop)	\$ 800	\$ -	\$ -	\$ -	\$ -	\$ 800
0400-1917-68160-81203	Attorney (2 Laptops)	\$ 3,600	\$ -	\$ -	\$ -	\$ -	\$ 3,600
0400-1917-68160-81203	CityGarage (1 Desktop)	\$ 800	\$ -	\$ -	\$ -	\$ -	\$ 800
0400-1917-68160-81203	CityGarage (2 Laptops)	\$ 3,600	\$ -	\$ -	\$ -	\$ -	\$ 3,600
0400-1917-68160-81203	ClerkTreas (4 Desktops)	\$ 3,200	\$ -	\$ -	\$ -	\$ -	\$ 3,200
0400-1917-68160-81203	HumRes (3 Desktops)	\$ 2,400	\$ -	\$ -	\$ -	\$ -	\$ 2,400
0400-1917-68160-81203	InfoTech (13 Desktops)	\$ 10,400	\$ -	\$ -	\$ -	\$ -	\$ 10,400
0400-1917-68160-81203	Mayor/CA (3 Desktops)	\$ 2,400	\$ -	\$ -	\$ -	\$ -	\$ 2,400
0400-1917-68160-81203	MuniCourt (4 Desktops)	\$ 3,200	\$ -	\$ -	\$ -	\$ -	\$ 3,200
0400-1917-68160-81203	Police (16 Laptops)	\$ 28,800	\$ -	\$ -	\$ -	\$ -	\$ 28,800
0400-1917-68160-81203	TV25 (1 MacPro 3500)	\$ 3,500	\$ -	\$ -	\$ -	\$ -	\$ 3,500
0400-1917-68160-81203	EOC MultiMonitor	\$ 9,000	\$ -	\$ -	\$ -	\$ -	\$ 9,000
	<b>Total</b>	<b>\$ 111,700</b>	<b>\$ -</b>	<b>\$ -</b>	<b>\$ -</b>	<b>\$ -</b>	<b>\$ 111,700</b>

**How will this improve our service level and efficiency?**  
 Staying on the replacement schedule improves user experience through better computer performance and reliability, and helps to keep operations running efficiently.

**CITY OF WAUKESHA, WISCONSIN**  
**EQUIPMENT REPLACEMENT FUND EXPENDITURE**  
 Budget Year: 2018 - 2022

Department: Information Technology  
 Dept. Head: Chris Pofahl  
 Project Contact: Greg Vanness

Description of Expenditure:	PC / Notebook & Peripheral Replacements
Addition or Replacement:	Replacement
Initial Cost	\$ 92,400
Anticipated Annual Maintenance Cost/Cost of Operation	\$ -
Maintenance Cost Over 5 years	\$ -
<b>TOTAL INVESTMENT</b>	<b>\$ 92,400</b>
Est. Salvage Value of Former Capital Asset	\$ -
<b>EST. INITIAL INVESTMENT</b>	<b>\$ 92,400</b>

**Justification for Equipment Replacement Fund Expenditure**  
 PCs and Notebooks have a five-year life cycle except for Protective Services (Police and Fire), which are on a three-year life cycle. This equipment is being replaced due to age, which is causing performance, reliability and compatibility issues.

Fund-Obj-Project	Funding Sources	FY '18	FY '19	FY '20	FY '21	FY '22	Total
0400-1917-42210	State Shared Rev.	\$ -	\$ 92,400	\$ -	\$ -	\$ -	\$ 92,400
	<b>Total</b>	<b>\$ -</b>	<b>\$ 92,400</b>	<b>\$ -</b>	<b>\$ -</b>	<b>\$ -</b>	<b>\$ 92,400</b>

Fund-Obj-Project	Expenditures	FY '18	FY '19	FY '20	FY '21	FY '22	Total
0400-1917-68160-81203	Peripheal Replacemnts	\$ -	\$ 45,000	\$ -	\$ -	\$ -	\$ 45,000
0400-1917-68160-81203	Assessor (5 Desktops)	\$ -	\$ 4,000	\$ -	\$ -	\$ -	\$ 4,000
0400-1917-68160-81203	Attorney (4 Desktops)	\$ -	\$ 3,200	\$ -	\$ -	\$ -	\$ 3,200
0400-1917-68160-81203	CityGarage (4 Desktops)	\$ -	\$ 3,200	\$ -	\$ -	\$ -	\$ 3,200
0400-1917-68160-81203	ClerkTreas (7 Desktops)	\$ -	\$ 5,600	\$ -	\$ -	\$ -	\$ 5,600
0400-1917-68160-81203	ClerkTreas (1 Laptop)	\$ -	\$ 1,800	\$ -	\$ -	\$ -	\$ 1,800
0400-1917-68160-81203	Eng (12 Desktops)	\$ -	\$ 9,600	\$ -	\$ -	\$ -	\$ 9,600
0400-1917-68160-81203	Eng (1 Laptop)	\$ -	\$ 1,800	\$ -	\$ -	\$ -	\$ 1,800
0400-1917-68160-81203	Finance (4 Desktops)	\$ -	\$ 3,200	\$ -	\$ -	\$ -	\$ 3,200
0400-1917-68160-81203	Finance (3 Laptops)	\$ -	\$ 5,400	\$ -	\$ -	\$ -	\$ 5,400
0400-1917-68160-81203	Transit (7 Desktops)	\$ -	\$ 5,600	\$ -	\$ -	\$ -	\$ 5,600
0400-1917-68160-81203	WWTP (5 Desktops)	\$ -	\$ 4,000	\$ -	\$ -	\$ -	\$ 4,000
	<b>Total</b>	<b>\$ -</b>	<b>\$ 92,400</b>	<b>\$ -</b>	<b>\$ -</b>	<b>\$ -</b>	<b>\$ 92,400</b>

**How will this improve our service level and efficiency?**  
 Staying on the replacement schedule improves user experience through better computer performance and reliability, and helps to keep operations running efficiently.

**CITY OF WAUKESHA, WISCONSIN**  
**EQUIPMENT REPLACEMENT FUND EXPENDITURE**  
 Budget Year: 2018 - 2022

Department: Information Technology  
 Dept. Head: Chris Pofahl  
 Project Contact: Greg Vanness

Description of Expenditure:	PC / Notebook & Peripheral Replacements
Addition or Replacement:	Replacement
Initial Cost	\$ 93,200
Anticipated Annual Maintenance Cost/Cost of Operation	\$ -
Maintenance Cost Over 5 years	\$ -
<b>TOTAL INVESTMENT</b>	<b>\$ 93,200</b>
Est. Salvage Value of Former Capital Asset	\$ -
<b>EST. INITIAL INVESTMENT</b>	<b>\$ 93,200</b>

**Justification for Equipment Replacement Fund Expenditure**  
 PCs and Notebooks have a five-year life cycle except for Protective Services (Police and Fire), which are on a three-year life cycle. This equipment is being replaced due to age, which is causing performance, reliability and compatibility issues.

Fund-Org.-Object-Project	Funding Sources	FY '18	FY '19	FY '20	FY '21	FY '22	Total
0400-1917-42210	State Shared Rev.	\$ -	\$ -	\$ 93,200	\$ -	\$ -	\$ 93,200
	<b>Total</b>	<b>\$ -</b>	<b>\$ -</b>	<b>\$ 93,200</b>	<b>\$ -</b>	<b>\$ -</b>	<b>\$ 93,200</b>

Fund-Org.-Object-Project	Expenditures	FY '18	FY '19	FY '20	FY '21	FY '22	Total
0400-1917-68160-81203	Peripheal Replacemnts	\$ -	\$ -	\$ 45,000	\$ -	\$ -	\$ 45,000
0400-1917-68160-81203	Attorney (1 Laptop)	\$ -	\$ -	\$ 1,800	\$ -	\$ -	\$ 1,800
0400-1917-68160-81203	Cemetery (2 Desktops)	\$ -	\$ -	\$ 1,600	\$ -	\$ -	\$ 1,600
0400-1917-68160-81203	CityGarage (2 Desktops)	\$ -	\$ -	\$ 1,600	\$ -	\$ -	\$ 1,600
0400-1917-68160-81203	Eng (13 Desktop)	\$ -	\$ -	\$ 10,400	\$ -	\$ -	\$ 10,400
0400-1917-68160-81203	ParkRec (26 Desktops)	\$ -	\$ -	\$ 20,800	\$ -	\$ -	\$ 20,800
0400-1917-68160-81203	ParkRec (4 Laptops)	\$ -	\$ -	\$ 7,200	\$ -	\$ -	\$ 7,200
0400-1917-68160-81203	CommDev (6 Desktops)	\$ -	\$ -	\$ 4,800	\$ -	\$ -	\$ 4,800
	<b>Total</b>	<b>\$ -</b>	<b>\$ -</b>	<b>\$ 93,200</b>	<b>\$ -</b>	<b>\$ -</b>	<b>\$ 93,200</b>

**How will this improve our service level and efficiency?**  
 Staying on the replacement schedule improves user experience through better computer performance and reliability, and helps to keep operations running efficiently.

**CITY OF WAUKESHA, WISCONSIN**  
**EQUIPMENT REPLACEMENT FUND EXPENDITURE**  
 Budget Year: 2018 - 2022

Department: Information Technology  
 Dept. Head: Chris Pofahl  
 Project Contact: Greg Vanness

Description of Expenditure:	PC / Notebook & Peripheral Replacements
Addition or Replacement:	Replacement
Initial Cost	\$ 73,000
Anticipated Annual Maintenance Cost/Cost of Operation	\$ -
Maintenance Cost Over 5 years	\$ -
<b>TOTAL INVESTMENT</b>	<b>\$ 73,000</b>
Est. Salvage Value of Former Capital Asset	\$ -
<b>EST. INITIAL INVESTMENT</b>	<b>\$ 73,000</b>

**Justification for Equipment Replacement Fund Expenditure**  
 PCs and Notebooks have a five-year life cycle except for Protective Services (Police and Fire), which are on a three-year life cycle. This equipment is being replaced due to age, which is causing performance, reliability and compatibility issues.

Fund-Org.-Object-Project	Funding Sources	FY '18	FY '19	FY '20	FY '21	FY '22	Total
0400-1917-42210	State Shared Rev.	\$ -	\$ -	\$ -	\$ 73,000	\$ -	\$ 73,000
<b>Total</b>		<b>\$ -</b>	<b>\$ -</b>	<b>\$ -</b>	<b>\$ 73,000</b>	<b>\$ -</b>	<b>\$ 73,000</b>

Fund-Org.-Object-Project	Expenditures	FY '18	FY '19	FY '20	FY '21	FY '22	Total
0400-1917-68160-81203	Peripheal Replacemnts	\$ -	\$ -	\$ -	\$ 45,000	\$ -	\$ 45,000
0400-1917-68160-81203	CommDev (5 Desktops)	\$ -	\$ -	\$ -	\$ 4,000	\$ -	\$ 4,000
0400-1917-68160-81203	Fire (4 Laptops)	\$ -	\$ -	\$ -	\$ 7,200	\$ -	\$ 7,200
0400-1917-68160-81203	Fire (21 Desktops)	\$ -	\$ -	\$ -	\$ 16,800	\$ -	\$ 16,800
<b>Total</b>		<b>\$ -</b>	<b>\$ -</b>	<b>\$ -</b>	<b>\$ 73,000</b>	<b>\$ -</b>	<b>\$ 73,000</b>

**How will this improve our service level and efficiency?**  
 Staying on the replacement schedule improves user experience through better computer performance and reliability, and helps to keep operations running efficiently.

**CITY OF WAUKESHA, WISCONSIN**  
**EQUIPMENT REPLACEMENT FUND EXPENDITURE**  
 Budget Year: 2018 - 2022

Department: Information Technology  
 Dept. Head: Chris Pofahl  
 Project Contact: Greg Vanness

Description of Expenditure: **PC / Notebook & Peripheral Replacements**

Addition or Replacement: **Replacement**

Initial Cost **\$ 104,166**  
 Anticipated Annual Maintenance Cost/Cost of Operation \$ -  
 Maintenance Cost Over 5 years \$ -

**TOTAL INVESTMENT \$ 104,166**

Est. Salvage Value of Former Capital Asset \$ -

**EST. INITIAL INVESTMENT \$ 104,166**

**Justification for Equipment Replacement Fund Expenditure**

PCs and Notebooks have a five-year life cycle except for Protective Services (Police and Fire), which are on a three-year life cycle. This equipment is being replaced due to age, which is causing performance, reliability and compatibility issues.

Fund-Org.-Object-Project	Funding Sources	FY '18	FY '19	FY '20	FY '21	FY '22	Total
0400-1917-42210	State Shared Rev.	\$ -	\$ -	\$ -	\$ -	\$ 104,166	\$ 104,166
	<b>Total</b>	<b>\$ -</b>	<b>\$ -</b>	<b>\$ -</b>	<b>\$ -</b>	<b>\$ 104,166</b>	<b>\$ 104,166</b>

Fund-Org.-Object-Project	Expenditures	FY '18	FY '19	FY '20	FY '21	FY '22	Total
0400-1917-68160-81203	Spare Monitors (15)	\$ -	\$ -	\$ -	\$ -	\$ 3,000	\$ 3,000
0400-1917-68160-81203	Keyboard and Mouse (20)	\$ -	\$ -	\$ -	\$ -	\$ 500	\$ 500
0400-1917-68160-81203	Cemetery (1 Laptop)	\$ -	\$ -	\$ -	\$ -	\$ 1,500	\$ 1,500
0400-1917-68160-81203	City Garage (1 Laptop)	\$ -	\$ -	\$ -	\$ -	\$ 1,500	\$ 1,500
0400-1917-68160-81203	Engineering (1 Desktop)	\$ -	\$ -	\$ -	\$ -	\$ 600	\$ 600
0400-1917-68160-81203	Fire Dept (22 Desktops)	\$ -	\$ -	\$ -	\$ -	\$ 13,200	\$ 13,200
0400-1917-68160-81203	Fire Dept (1 Laptop)	\$ -	\$ -	\$ -	\$ -	\$ 1,500	\$ 1,500
0400-1917-68160-81203	Human Resources (1 Desktop)	\$ -	\$ -	\$ -	\$ -	\$ 600	\$ 600
0400-1917-68160-81203	City Administrator (1 Laptop)	\$ -	\$ -	\$ -	\$ -	\$ 1,500	\$ 1,500
0400-1917-68160-81203	IT Dept (1 iMac)	\$ -	\$ -	\$ -	\$ -	\$ 2,500	\$ 2,500
0400-1917-68160-81203	IT Dept (1 MacBook)	\$ -	\$ -	\$ -	\$ -	\$ 2,000	\$ 2,000
0400-1917-68160-81203	Learning Center (13 Desktops)	\$ -	\$ -	\$ -	\$ -	\$ 10,400	\$ 10,400
0400-1917-68160-81203	Police (33Laptops)	\$ -	\$ -	\$ -	\$ -	\$ 46,200	\$ 46,200
0400-1917-68160-81203	Police (10) Desktop)	\$ -	\$ -	\$ -	\$ -	\$ 6,250	\$ 6,250
0400-1917-68160-81203	Transit (4 Desktops)	\$ -	\$ -	\$ -	\$ -	\$ 2,400	\$ 2,400
0400-1917-68160-81203	TV25 Controller	\$ -	\$ -	\$ -	\$ -	\$ 997	\$ 997
0400-1917-68160-81203	TV25 Stereo Amplifier	\$ -	\$ -	\$ -	\$ -	\$ 630	\$ 630
0400-1917-68160-81203	TV25 Redundant Power Supply	\$ -	\$ -	\$ -	\$ -	\$ 2,398	\$ 2,398
0400-1917-68160-81203	TV25 Portable Camera Monitor	\$ -	\$ -	\$ -	\$ -	\$ 269	\$ 269
0400-1917-68160-81203	TV25 Steel Cart w/Cabinet	\$ -	\$ -	\$ -	\$ -	\$ 190	\$ 190
0400-1917-68160-81203	TV25 HD Camcorder	\$ -	\$ -	\$ -	\$ -	\$ 998	\$ 998
0400-1917-68160-81203	TV25 Mouse and Pointer	\$ -	\$ -	\$ -	\$ -	\$ 34	\$ 34
0400-1917-68160-81203	PC Memory Upgrades	\$ -	\$ -	\$ -	\$ -	\$ 5,000	\$ 5,000
	<b>Total</b>	<b>\$ -</b>	<b>\$ -</b>	<b>\$ -</b>	<b>\$ -</b>	<b>\$ 104,166</b>	<b>\$ 104,166</b>

**How will this improve our service level and efficiency?**

Staying on the replacement schedule improves user experience through better computer performance and reliability, and helps to keep operations running efficiently.

**CITY OF WAUKESHA, WISCONSIN**  
**EQUIPMENT REPLACEMENT FUND EXPENDITURE**  
 Budget Year: 2018 - 2022

Department: Information Technology  
 Dept. Head: Chris Pofahl  
 Project Contact: Greg Vanness

Description of Expenditure: **Infrastructure / Power Protection**

Addition or Replacement: Replacement

Initial Cost	\$ 15,000
Anticipated Annual Maintenance Cost/Cost of Operation	\$ 3,000
Maintenance Cost Over 5 years	\$ 15,000

TOTAL INVESTMENT \$ 30,000

Est. Salvage Value of Former Capital Asset

EST. INITIAL INVESTMENT \$ 15,000

**Justification for Equipment Replacement Fund Expenditure**

This equipment is used to protect critical infrastructure switches in data closets throughout the organization. UPS devices that are being replaced are at least 5 years old. At this age the internal batteries begin to fail with the potential for the batteries to corrode or explode.

Fund-Org.-Object-Project	Funding Sources	FY '18	FY '19	FY '20	FY '21	FY '22	Total
0400-1917-42210	State Shared Rev.	\$ 15,000	\$ -	\$ -	\$ -	\$ -	\$ 15,000
	<b>Total</b>	\$ 15,000	\$ -	\$ -	\$ -	\$ -	\$ 15,000

Fund-Org.-Object-Project	Expenditures	FY '18	FY '19	FY '20	FY '21	FY '22	Total
0400-1917-68160-81205	Fire St. 1 UPS Replcmnt	\$ 3,500	\$ -	\$ -	\$ -	\$ -	\$ 3,500
0400-1917-68160-81205	Fire St. 2 UPS Replcmnt	\$ 3,500	\$ -	\$ -	\$ -	\$ -	\$ 3,500
0400-1917-68160-81205	Fire St. 4 UPS Replcmnt	\$ 7,000	\$ -	\$ -	\$ -	\$ -	\$ 7,000
0400-1917-68160-81205	Misc.Small UPS Devices	\$ 1,000	\$ -	\$ -	\$ -	\$ -	\$ 1,000
	<b>Total</b>	\$ 15,000	\$ -	\$ -	\$ -	\$ -	\$ 15,000

**How will this improve our service level and efficiency?**

UPS devices are critical in protecting valuable City assets, keeping the City network operating optimally. Typically equipment damaged without a UPS is worth 3x the amount of the UPS itself.

**CITY OF WAUKESHA, WISCONSIN**  
**EQUIPMENT REPLACEMENT FUND EXPENDITURE**  
 Budget Year: 2018 - 2022

Department: Information Technology  
 Dept. Head: Chris Pofahl  
 Project Contact: Greg Vanness

Description of Expenditure:	Infrastructure / Power Protection
Addition or Replacement:	Replacement
Initial Cost	\$ 31,000
Anticipated Annual Maintenance Cost/Cost of Operation	\$ 7,000
Maintenance Cost Over 5 years	\$ 35,000
<b>TOTAL INVESTMENT</b>	<b>\$ 66,000</b>
Est. Salvage Value of Former Capital Asset	\$ -
<b>EST. INITIAL INVESTMENT</b>	<b>\$ 31,000</b>

**Justification for Equipment Replacement Fund Expenditure**

This equipment is used to protect critical infrastructure switches in data closets throughout the organization. UPS devices that are being replaced are at least 5 years old. At this age the internal batteries begin to fail with the potential for the batteries to corrode or explode.

Fund-Obj-Project	Funding Sources	FY '18	FY '19	FY '20	FY '21	FY '22	Total
0400-1917-42210	State Shared Rev.	\$ -	\$ 31,000	\$ -	\$ -	\$ -	\$ 31,000
	<b>Total</b>	\$ -	\$ 31,000	\$ -	\$ -	\$ -	\$ 31,000

Fund-Obj-Project	Expenditures	FY '18	FY '19	FY '20	FY '21	FY '22	Total
0400-1917-68160-81205	Engineer. UPS Replcmnt	\$ -	\$ 3,500	\$ -	\$ -	\$ -	\$ 3,500
0400-1917-68160-81205	PD Disp. UPS Replcmnt	\$ -	\$ 12,000	\$ -	\$ -	\$ -	\$ 12,000
0400-1917-68160-81205	IT VoIP UPS Replcmnt	\$ -	\$ 3,500	\$ -	\$ -	\$ -	\$ 3,500
0400-1917-68160-81205	WWTP UPS Replcmnt	\$ -	\$ 12,000	\$ -	\$ -	\$ -	\$ 12,000
	<b>Total</b>	\$ -	\$ 31,000	\$ -	\$ -	\$ -	\$ 31,000

**How will this improve our service level and efficiency?**

UPS devices are critical in protecting valuable City assets, keeping the City network operating optimally. Typically equipment damaged without a UPS is worth 3x the amount of the UPS itself.



**CITY OF WAUKESHA, WISCONSIN**  
**EQUIPMENT REPLACEMENT FUND EXPENDITURE**  
 Budget Year: 2018 - 2022

Department: Information Technology  
 Dept. Head: Chris Pofahl  
 Project Contact: Greg Vanness

Description of Expenditure:	Infrastructure / Power Protection
Addition or Replacement:	Replacement
Initial Cost	\$ 3,000
Anticipated Annual Maintenance Cost/Cost of Operation	\$ 300
Maintenance Cost Over 5 years	\$ 1,500
<b>TOTAL INVESTMENT</b>	<b>\$ 4,500</b>
Est. Salvage Value of Former Capital Asset	\$ -
<b>EST. INITIAL INVESTMENT</b>	<b>\$ 3,000</b>

**Justification for Equipment Replacement Fund Expenditure**

This equipment is used to protect critical infrastructure switches in data closets throughout the organization. UPS devices that are being replaced are at least 5 years old. At this age the internal batteries begin to fail with the potential for the batteries to corrode or explode.

Fund-Org.-Object-Project	Funding Sources	FY '18	FY '19	FY '20	FY '21	FY '22	Total
0400-1917-42210	State Shared Rev.	\$ -	\$ -	\$ 3,000	\$ -	\$ -	\$ 3,000
	<b>Total</b>	\$ -	\$ -	\$ 3,000	\$ -	\$ -	\$ 3,000

Fund-Org.-Object-Project	Expenditures	FY '18	FY '19	FY '20	FY '21	FY '22	Total
0400-1917-68160-81205	(1) Liebert GXT3 UPS (1 + Battery Pack)	\$ -	\$ -	\$ 3,000	\$ -	\$ -	\$ 3,000
	<b>Total</b>	\$ -	\$ -	\$ 3,000	\$ -	\$ -	\$ 3,000

**How will this improve our service level and efficiency?**

UPS devices are critical in protecting valuable City assets, keeping the City network operating optimally. Typically equipment damaged without a UPS is worth 3x the amount of the UPS itself.

**CITY OF WAUKESHA, WISCONSIN**  
**EQUIPMENT REPLACEMENT FUND EXPENDITURE**  
 Budget Year: 2018 - 2022

Department: Information Technology  
 Dept. Head: Chris Pofahl  
 Project Contact: Greg Vanness

Description of Expenditure: Infrastructure / Power Protection

Addition or Replacement: Replacement

Initial Cost	\$ 15,000
Anticipated Annual Maintenance Cost/Cost of Operation	\$ -
Maintenance Cost Over 5 years	\$ -

TOTAL INVESTMENT \$ 15,000

Est. Salvage Value of Former Capital Asset \$ -

EST. INITIAL INVESTMENT \$ 15,000

**Justification for Equipment Replacement Fund Expenditure**

This equipment is used to protect critical infrastructure switches in data closets throughout the organization. UPS devices that are being replaced are at least 5 years old. At this age the internal batteries begin to fail with the potential for the batteries to corrode or explode.

Fund-Org.-Object-Project	Funding Sources	FY '18	FY '19	FY '20	FY '21	FY '22	Total
0400-1917-42210	State Shared Rev.	\$ -	\$ -	\$ -	\$ 15,000	\$ -	\$ 15,000
	<b>Total</b>	\$ -	\$ -	\$ -	\$ 15,000	\$ -	\$ 15,000

Fund-Org.-Object-Project	Expenditures	FY '18	FY '19	FY '20	FY '21	FY '22	Total
0400-1917-68160-81205	(1) Liebert GXT3 UPS (1 + Battery Pack)	\$ -	\$ -	\$ -	\$ 15,000	\$ -	\$ 15,000
	<b>Total</b>	\$ -	\$ -	\$ -	\$ 15,000	\$ -	\$ 15,000

**How will this improve our service level and efficiency?**

UPS devices are critical in protecting valuable City assets, keeping the City network operating optimally. Typically equipment damaged without a UPS is worth 3x the amount of the UPS itself.

**CITY OF WAUKESHA, WISCONSIN**  
**EQUIPMENT REPLACEMENT FUND EXPENDITURE**  
 Budget Year: 2018 - 2022

Department: Information Technology  
 Dept. Head: Chris Pofahl  
 Project Contact: Greg Vanness

Description of Expenditure: Infrastructure / Power Protection

Addition or Replacement: Replacement

Initial Cost	\$ 15,000
Anticipated Annual Maintenance Cost/Cost of Operation	\$ -
Maintenance Cost Over 5 years	\$ -

TOTAL INVESTMENT \$ 15,000

Est. Salvage Value of Former Capital Asset \$ -

EST. INITIAL INVESTMENT \$ 15,000

**Justification for Equipment Replacement Fund Expenditure**

This equipment is used to protect critical infrastructure switches in data closets throughout the organization. UPS devices that are being replaced are at least 5 years old. At this age the internal batteries begin to fail with the potential for the batteries to corrode or explode.

Fund-Org.-Object-Project	Funding Sources	FY '18	FY '19	FY '20	FY '21	FY '22	Total
0400-1917-42210	State Shared Rev.	\$ -	\$ -	\$ -	\$ -	\$ 15,000	\$ 15,000
	<b>Total</b>	\$ -	\$ -	\$ -	\$ -	\$ 15,000	\$ 15,000

Fund-Org.-Object-Project	Expenditures	FY '18	FY '19	FY '20	FY '21	FY '22	Total
0400-1917-68160-81205	(1) Liebert GXT3 UPS (1 + Battery Pack)	\$ -	\$ -	\$ -	\$ -	\$ 15,000	\$ 15,000
	<b>Total</b>	\$ -	\$ -	\$ -	\$ -	\$ 15,000	\$ 15,000

**How will this improve our service level and efficiency?**

UPS devices are critical in protecting valuable City assets, keeping the City network operating optimally. Typically equipment damaged without a UPS is worth 3x the amount of the UPS itself.

**CITY OF WAUKESHA, WISCONSIN**  
**EQUIPMENT REPLACEMENT FUND EXPENDITURE**  
 Budget Year: 2018 - 2022

Department: Information Technology  
 Dept. Head: Chris Pofahl  
 Project Contact: Greg Vanness

Description of Expenditure:	Software & Licensing
Addition or Replacement:	Replacement
Initial Cost	\$ 251,221
Anticipated Annual Maintenance Cost/Cost of Operation	\$ -
Maintenance Cost Over 5 years	\$ -
<b>TOTAL INVESTMENT</b>	<b>\$ 251,221</b>
Est. Salvage Value of Former Capital Asset	\$ -
<b>EST. INITIAL INVESTMENT</b>	<b>\$ 251,221</b>

**Justification for Equipment Replacement Fund Expenditure**

The small software account is used to pay for known or unknown software needs for the year. This may include additional licensing and/or new product purchases. Requests are vetted by IT to ensure software will work on City systems and is then purchased.

Fund-Obj-Project	Funding Sources	FY '18	FY '19	FY '20	FY '21	FY '22	Total
0400-1917-42210	State Shared Rev.	\$ 251,221	\$ -	\$ -	\$ -	\$ -	\$ 251,221
	<b>Total</b>	<b>\$ 251,221</b>	<b>\$ -</b>	<b>\$ -</b>	<b>\$ -</b>	<b>\$ -</b>	<b>\$ 251,221</b>

Fund-Obj-Project	Expenditures	FY '18	FY '19	FY '20	FY '21	FY '22	Total
0400-1917-68160-81204	Licensing & Software	\$ 80,000	\$ -	\$ -	\$ -	\$ -	\$ 80,000
0400-1917-68160-81204	Tipps Court	\$ 112,500	\$ -	\$ -	\$ -	\$ -	\$ 112,500
0400-1917-68160-81204	Pictometry GIS	\$ 58,721	\$ -	\$ -	\$ -	\$ -	\$ 58,721
	<b>Total</b>	<b>\$ 251,221</b>	<b>\$ -</b>	<b>\$ -</b>	<b>\$ -</b>	<b>\$ -</b>	<b>\$ 251,221</b>

**How will this improve our service level and efficiency?**

The software being requested will be used to meet auditing requirements, increase collaboration, and provide the server resources needed to maintain a high level of service.

**CITY OF WAUKESHA, WISCONSIN**  
**EQUIPMENT REPLACEMENT FUND EXPENDITURE**  
 Budget Year: 2018 - 2022

Department: Information Technology  
 Dept. Head: Chris Pofahl  
 Project Contact: Greg Vanness

Description of Expenditure:	Software & Licensing
Addition or Replacement:	Replacement
Initial Cost	\$ 80,000
Anticipated Annual Maintenance Cost/Cost of Operation	\$ -
Maintenance Cost Over 5 years	\$ -
<b>TOTAL INVESTMENT</b>	<b>\$ 80,000</b>
Est. Salvage Value of Former Capital Asset	\$ -
<b>EST. INITIAL INVESTMENT</b>	<b>\$ 80,000</b>

**Justification for Equipment Replacement Fund Expenditure**

The small software account is used to pay for known or unknown software needs for the year. This may include additional licensing and/or new product purchases. Requests are vetted by IT to ensure software will work on City systems and is then purchased.

Fund-Obj-Project	Funding Sources	FY '18	FY '19	FY '20	FY '21	FY '22	Total
0400-1917-42210	State Shared Rev.	\$ -	\$ 80,000	\$ -	\$ -	\$ -	\$ 80,000
	<b>Total</b>	\$ -	\$ 80,000	\$ -	\$ -	\$ -	\$ 80,000

Fund-Obj-Project	Expenditures	FY '18	FY '19	FY '20	FY '21	FY '22	Total
0400-1917-68160-81204	Licensing & Software	\$ -	\$ 80,000	\$ -	\$ -	\$ -	\$ 80,000
	<b>Total</b>	\$ -	\$ 80,000	\$ -	\$ -	\$ -	\$ 80,000

**How will this improve our service level and efficiency?**

The software being requested will be used to meet auditing requirements, increase collaboration, and provide the server resources needed to maintain a high level of service.

**CITY OF WAUKESHA, WISCONSIN**  
**EQUIPMENT REPLACEMENT FUND EXPENDITURE**  
 Budget Year: 2018 - 2022

Department: Information Technology  
 Dept. Head: Chris Pofahl  
 Project Contact: Greg Vanness

Description of Expenditure:	Software & Licensing
Addition or Replacement:	Replacement
Initial Cost	\$ 90,000
Anticipated Annual Maintenance Cost/Cost of Operation	\$ -
Maintenance Cost Over 5 years	\$ -
<b>TOTAL INVESTMENT</b>	<b>\$ 90,000</b>
Est. Salvage Value of Former Capital Asset	\$ -
<b>EST. INITIAL INVESTMENT</b>	<b>\$ 90,000</b>

**Justification for Equipment Replacement Fund Expenditure**

The small software account is used to pay for known or unknown software needs for the year. This may include additional licensing and/or new product purchases. Requests are vetted by IT to ensure software will work on City systems and is then purchased.

Fund-Obj-Project	Funding Sources	FY '18	FY '19	FY '20	FY '21	FY '22	Total
0400-1917-42210	State Shared Rev.	\$ -	\$ -	\$ 90,000	\$ -	\$ -	\$ 90,000
	<b>Total</b>	<b>\$ -</b>	<b>\$ -</b>	<b>\$ 90,000</b>	<b>\$ -</b>	<b>\$ -</b>	<b>\$ 90,000</b>

Fund-Obj-Project	Expenditures	FY '18	FY '19	FY '20	FY '21	FY '22	Total
0400-1917-68160-81204	Licensing & Software	\$ -	\$ -	\$ 90,000	\$ -	\$ -	\$ 90,000
	<b>Total</b>	<b>\$ -</b>	<b>\$ -</b>	<b>\$ 90,000</b>	<b>\$ -</b>	<b>\$ -</b>	<b>\$ 90,000</b>

**How will this improve our service level and efficiency?**

The software being requested will be used to meet auditing requirements, increase collaboration, and provide the server resources needed to maintain a high level of service.

**CITY OF WAUKESHA, WISCONSIN**  
**EQUIPMENT REPLACEMENT FUND EXPENDITURE**  
 Budget Year: 2018 - 2022

**Department:** Information Technology  
**Dept. Head:** Chris Pofahl  
**Project Contact:** Greg Vanness

Description of Expenditure:	Software & Licensing
Addition or Replacement:	Replacement
Initial Cost	\$ 90,000
Anticipated Annual Maintenance Cost/Cost of Operation	\$ -
Maintenance Cost Over 5 years	\$ -
<b>TOTAL INVESTMENT</b>	<b>\$ 90,000</b>
Est. Salvage Value of Former Capital Asset	\$ -
<b>EST. INITIAL INVESTMENT</b>	<b>\$ 90,000</b>

**Justification for Equipment Replacement Fund Expenditure**

The small software account is used to pay for known or unknown software needs for the year. This may include additional licensing and/or new product purchases. Requests are vetted by IT to ensure software will work on City systems and is then purchased.

Fund-Obj-Project	Funding Sources	FY '18	FY '19	FY '20	FY '21	FY '22	Total
0400-1917-42210	State Shared Rev.	\$ -	\$ -	\$ -	\$ 90,000	\$ -	\$ 90,000
	<b>Total</b>	<b>\$ -</b>	<b>\$ -</b>	<b>\$ -</b>	<b>\$ 90,000</b>	<b>\$ -</b>	<b>\$ 90,000</b>

Fund-Obj-Project	Expenditures	FY '18	FY '19	FY '20	FY '21	FY '22	Total
0400-1917-68160-81204	Licensing & Software	\$ -	\$ -	\$ -	\$ 90,000	\$ -	\$ 90,000
	<b>Total</b>	<b>\$ -</b>	<b>\$ -</b>	<b>\$ -</b>	<b>\$ 90,000</b>	<b>\$ -</b>	<b>\$ 90,000</b>

**How will this improve our service level and efficiency?**

The software being requested will be used to meet auditing requirements, increase collaboration, and provide the server resources needed to maintain a high level of service.

**CITY OF WAUKESHA, WISCONSIN**  
**EQUIPMENT REPLACEMENT FUND EXPENDITURE**  
 Budget Year: 2018 - 2022

**Department:** Information Technology  
**Dept. Head:** Chris Pofahl  
**Project Contact:** Greg Vanness

**Description of Expenditure:** Software & Licensing

**Addition or Replacement:** Replacement

**Initial Cost** \$ 100,000  
**Anticipated Annual Maintenance Cost/Cost of Operation** \$ -  
**Maintenance Cost Over 5 years** \$ -

**TOTAL INVESTMENT** \$ 100,000

**Est. Salvage Value of Former Capital Asset** \$ -

**EST. INITIAL INVESTMENT** \$ 100,000

**Justification for Equipment Replacement Fund Expenditure**

The small software account is used to pay for known or unknown software needs for the year. This may include additional licensing and/or new product purchases. Requests are vetted by IT to ensure software will work on City systems and is then purchased.

Fund-Obj-Project	Funding Sources	FY '18	FY '19	FY '20	FY '21	FY '22	Total
0400-1917-42210	State Shared Rev.	\$ -	\$ -	\$ -	\$ -	\$ 100,000	\$ 100,000
	<b>Total</b>	\$ -	\$ -	\$ -	\$ -	\$ 100,000	\$ 100,000

Fund-Obj-Project	Expenditures	FY '18	FY '19	FY '20	FY '21	FY '22	Total
0400-1917-68160-81204	Licensing & Software	\$ -	\$ -	\$ -	\$ -	\$ 100,000	\$ 100,000
	<b>Total</b>	\$ -	\$ -	\$ -	\$ -	\$ 100,000	\$ 100,000

**How will this improve our service level and efficiency?**

The software being requested will be used to meet auditing requirements, increase collaboration, and provide the server resources needed to maintain a high level of service.



**CITY OF WAUKESHA, WISCONSIN**  
**EQUIPMENT REPLACEMENT FUND EXPENDITURE**  
 Budget Year: 2018 - 2022

**Department:** Information Technology  
**Dept. Head:** Chris Pofahl  
**Project Contact:** Greg Vanness

Description of Expenditure:	Fiber Optic Projects
Addition or Replacement:	Replacement
Initial Cost	\$ 275,000
Anticipated Annual Maintenance Cost/Cost of Operation	\$ -
Maintenance Cost Over 5 years	\$ -
<b>TOTAL INVESTMENT</b>	<b>\$ 275,000</b>
Est. Salvage Value of Former Capital Asset	\$ -
<b>EST. INITIAL INVESTMENT</b>	<b>\$ 275,000</b>

**Justification for Equipment Replacement Fund Expenditure**  
 The City's fiber optic network connects all core City buildings to the Waukesha School District, Waukesha County, State of Wisconsin, Carrol University and the University of Wisconsin–Waukesha. These are fiber projects adding to the core infrastructure of the network.

Fund-Org.-Object-Project	Funding Sources	FY '18	FY '19	FY '20	FY '21	FY '22	Total
0400-1914-49110	10-Year GO Debt	\$ 275,000	\$ -	\$ -	\$ -	\$ -	\$ 275,000
	<b>Total</b>	<b>\$ 275,000</b>	<b>\$ -</b>	<b>\$ -</b>	<b>\$ -</b>	<b>\$ -</b>	<b>\$ 275,000</b>

Fund-Org.-Object-Project	Expenditures	FY '18	FY '19	FY '20	FY '21	FY '22	Total
0400-1914-68160-81203	Hadfield to FS 5	\$ 130,000	\$ -	\$ -	\$ -	\$ -	\$ 130,000
0400-1914-68160-81206	FS 2 to Carroll Grad	\$ 145,000	\$ -	\$ -	\$ -	\$ -	\$ 145,000
	<b>Total</b>	<b>\$ 275,000</b>	<b>\$ -</b>	<b>\$ -</b>	<b>\$ -</b>	<b>\$ -</b>	<b>\$ 275,000</b>

**How will this improve our service level and efficiency?**  
 The City fiber network allows increased service levels to City staff, and also meets the contractual obligations we have with outside entities.

**CITY OF WAUKESHA, WISCONSIN  
EQUIPMENT REPLACEMENT FUND EXPENDITURE**

Budget Year: 2018 - 2022

Department: Police Department  
Dept. Head: Russell Jack  
Project Contact: Tom Wagner

Description of Expenditure:	Dictation System
Addition or Replacement:	Replacement
Initial Cost	\$ 11,075
Anticipated Annual Maintenance Cost/Cost of Operation	
Maintenance Cost Over 5 years	\$ -
<b>TOTAL INVESTMENT</b>	<b>\$ 11,075</b>
Est. Salvage Value of Former Capital Asset	
<b>EST. INITIAL INVESTMENT</b>	<b>\$ 11,075</b>

**Justification for Equipment Replacement Fund Expenditure**

We are requesting to replace the server of our existing dictation system in 2018. Our existing system was purchased on 3/19/2010 and is running on a WinXP platform. WinXP has not been supported by Microsoft for several years. Within the last year, our current system has locked up approximately twice per month and we have had to reboot the system to correct this problem. The new server requires proprietary telephone cards that cannot be salvaged from our old server. We also request additional headsets and foot pedals for additional transcribers to be trained to use the system. The \$11,075 is based on an actual quote from Word Systems, Inc. This item was submitted for the 2017 CIP budget, but was not approved.

Fund-Org.-Object-Project	Funding Sources	FY '18	FY '19	FY '20	FY '21	FY '22	Total
0400-2115-42210	State Shared Rev.	\$ 11,075	\$ -	\$ -	\$ -	\$ -	\$ 11,075
	<b>Total</b>	<b>\$ 11,075</b>	<b>\$ -</b>	<b>\$ -</b>	<b>\$ -</b>	<b>\$ -</b>	<b>\$ 11,075</b>

Fund-Org.-Object-Project	Expenditures	FY '18	FY '19	FY '20	FY '21	FY '22	Total
0400-2115-68190	Dictation System	\$ 11,075	\$ -	\$ -	\$ -	\$ -	\$ 11,075
	<b>Total</b>	<b>\$ 11,075</b>	<b>\$ -</b>	<b>\$ -</b>	<b>\$ -</b>	<b>\$ -</b>	<b>\$ 11,075</b>

**How will this improve our service level and efficiency?**

This will drastically increase our dictation reliability since Microsoft does not support WinXP any longer. Also, we will not have to reboot the server on a monthly basis to keep the system operating.

**CITY OF WAUKESHA, WISCONSIN**  
**EQUIPMENT REPLACEMENT FUND EXPENDITURE**  
 Budget Year: 2018 - 2022

**Department: Police Department**  
**Dept. Head: Russell Jack**  
**Project Contact: Tom Wagner**

Description of Expenditure:	Digital Voice Logger (Nice)	
Addition or Replacement:	Replacement	
Initial Cost	\$	32,000
Anticipated Annual Maintenance Cost/Cost of Operation	\$	5,800
Maintenance Cost Over 5 years	\$	29,000
<b>TOTAL INVESTMENT</b>	\$	61,000
Est. Salvage Value of Former Capital Asset		
<b>EST. INITIAL INVESTMENT</b>	\$	32,000

**Justification for Equipment Replacement Fund Expenditure**

We are requesting \$32,000 to upgrade the Digital Voice Logging System to the "Nice Inform" logger. This would be an upgrade to our current "Nice Call Focus 3" system. This cost includes the equipment, installation, training, and 1 year of service support. The annual service support cost will be approximately \$5,800 per year after the first year.

Our current logger provides a digital recording of all the phone lines in dispatch, as well as multiple radio channels. When the City switched to a VOIP phone system, we lost the ability to record phone lines. The current Call Focus 3 system has not been supported by the manufacturer since July of 2014; however, the vendor has provided annual maintenance support. The vendor will cease to support the Call Focus 3 soon.

An upgrade to the Nice Inform logger was submitted for the 2016 budget but was not funded.

Fund-Org.-Object-Project	Funding Sources	FY '18	FY '19	FY '20	FY '21	FY '22	Total
0400-2115-42210	State Shared Rev.	\$ 32,000	\$ -	\$ -	\$ -	\$ -	\$ 32,000
<b>Total</b>		<b>\$ 32,000</b>	<b>\$ -</b>	<b>\$ -</b>	<b>\$ -</b>	<b>\$ -</b>	<b>\$ 32,000</b>

Fund-Org.-Object-Project	Expenditures	FY '18	FY '19	FY '20	FY '21	FY '22	Total
0400-2115-68190	Digital Voice Logger	\$ 32,000	\$ -	\$ -	\$ -	\$ -	\$ 32,000
<b>Total</b>		<b>\$ 32,000</b>	<b>\$ -</b>	<b>\$ -</b>	<b>\$ -</b>	<b>\$ -</b>	<b>\$ 32,000</b>

**How will this improve our service level and efficiency?**

The new Nice Inform System would give us many capabilities that our current logger does not provide:

- Web based interface that does not require software to be on the user's computer. Authorized users will be able to access the program by navigating to a web address.
- Citrix compatible.
- Ability to interface with the "OASIS" radio system logger. This has potential to add many recorded radio channels without adding radio hardware.
- VOIP Capability. We will be able to record designated VOIP phones in the department.
- Supervisors will be able to monitor phone and radio traffic on their computers. Two (2) "monitor" licenses are included.
- Equipment will be moved out of Dispatch Supervisor's office and into the computer room upstairs.
- The old Nice logger will be connected to the new Inform logger, so we can retrieve archived/historic logs.
- The logger will be Next Generation 911 capable.
- The Inform logger will be connected to the CAD to capture a screen shot of the CAD screen at the time of a radio transmission or phone call.
- The Inform logger is flexible and expandable to meet our future needs and licensing needs.

**CITY OF WAUKESHA, WISCONSIN**  
**EQUIPMENT REPLACEMENT FUND EXPENDITURE**  
 Budget Year: 2018 - 2022

Department: Police Department  
 Dept. Head: Russell Jack  
 Project Contact: Steve Kraus

Description of Expenditure:	Automatic License Plate Readers (ALPR)
Addition or Replacement:	Addition
Initial Cost	\$ 30,206
Anticipated Annual Maintenance Cost/Cost of Operation	
Maintenance Cost Over 5 years	\$ -
<b>TOTAL INVESTMENT</b>	<b>\$ 30,206</b>
Est. Salvage Value of Former Capital Asset	
<b>EST. INITIAL INVESTMENT</b>	<b>\$ 30,206</b>

**Justification for Equipment Replacement Fund Expenditure**  
 ALPR Systems have proven very useful for law enforcement. We currently have two units operating, and we are requesting two additional units. They are used for detection of stolen or suspended license plates and vehicles, parking enforcement and criminal investigations. ALPRs capture time, location and photos of vehicles while in the area as officers are patrolling. Additional ALPRs were submitted for the 2017 CIP but were not approved for 2017.

Fund-Obj-Project	Funding Sources	FY '18	FY '19	FY '20	FY '21	FY '22	Total
0400-2115-42210	State Shared Rev.	\$ 30,206	\$ -	\$ -	\$ -	\$ -	\$ 30,206
	<b>Total</b>	<b>\$ 30,206</b>	<b>\$ -</b>	<b>\$ -</b>	<b>\$ -</b>	<b>\$ -</b>	<b>\$ 30,206</b>

Fund-Obj-Project	Expenditures	FY '18	FY '19	FY '20	FY '21	FY '22	Total
0400-2115-68190	ALPRs	\$ 30,206	\$ -	\$ -	\$ -	\$ -	\$ 30,206
	<b>Total</b>	<b>\$ 30,206</b>	<b>\$ -</b>	<b>\$ -</b>	<b>\$ -</b>	<b>\$ -</b>	<b>\$ 30,206</b>

**How will this improve our service level and efficiency?**  
 We will increase the number of stolen or suspended license plates detected. We will be more efficient in obtaining all of the vehicles at or in the general area of crime scenes by simply driving around with the ALPR activated.

**CITY OF WAUKESHA, WISCONSIN  
EQUIPMENT REPLACEMENT FUND EXPENDITURE**

Budget Year: 2018 - 2022

Department: Police Department  
Dept. Head: Russell Jack  
Project Contact: Scott Christensen

Description of Expenditure:	OptiCop Program
Addition or Replacement:	Replacement
Initial Cost	\$ 66,864
Anticipated Annual Maintenance Cost/Cost of Operation	\$ 8,424
Maintenance Cost Over 5 years	\$ 42,120
<b>TOTAL INVESTMENT</b>	<b>\$ 108,984</b>
Est. Salvage Value of Former Capital Asset	\$ -
<b>EST. INITIAL INVESTMENT</b>	<b>\$ 66,864</b>

**Justification for Equipment Replacement Fund Expenditure**

The Opti-Cop program has been a very valuable community safety addition to the downtown and several parks. It works as both a visible deterrent for crime and investigative tool. Our Dispatch Center can proactively monitor the areas near the cameras to alert officers of crimes in progress or even suspicious behavior before a crime is even committed. Other City departments also have utilized this network and have even placed cameras in their areas of responsibility. We are requesting the following cameras be replaced in 2018 due to poor quality, connection issues etc.: Waukesha State Bank, Five Points, Frame Park, Horeb Pool, Saratoga Heights, and the Booking Room camera at the PD. We are also requesting replacing the four monitors in dispatch due to low quality and repair issues at a cost of \$1,000 each. The total request for 2018 is \$36,240. For 2019 we are requesting several new cameras and a warranty package. The new cameras would be placed in the evidence room at the PD for officer safety in the event they are exposed to a dangerous drug while processing evidence, the WPRF main building, Frame Park floral gardens and an additional camera at Saratoga Heights. The final request for 2019 is a tablet and various licenses outside of the jail so officers could see what is going on inside the jail before entering. The total request for 2019 is \$30,624.

Fund-Org.-Object-Project	Funding Sources	FY '18	FY '19	FY '20	FY '21	FY '22	Total
0400-2115-42210	State Shared Rev.	\$ 36,240	\$ 30,624	\$ -	\$ -	\$ -	\$ 66,864
	<b>Total</b>	<b>\$ 36,240</b>	<b>\$ 30,624</b>	<b>\$ -</b>	<b>\$ -</b>	<b>\$ -</b>	<b>\$ 66,864</b>

Fund-Org.-Object-Project	Expenditures	FY '18	FY '19	FY '20	FY '21	FY '22	Total
0400-2115-68190	OptiCop Program	\$ 36,240	\$ 30,624	\$ -	\$ -	\$ -	\$ 66,864
	<b>Total</b>	<b>\$ 36,240</b>	<b>\$ 30,624</b>	<b>\$ -</b>	<b>\$ -</b>	<b>\$ -</b>	<b>\$ 66,864</b>

**How will this improve our service level and efficiency?**

The Opti-Cop program has been a very valuable community safety addition to the downtown and several parks. It works as both a visible deterrent for crime and investigative tool. Our Dispatch Center can proactively monitor the areas near the cameras to alert officers of crimes in progress or even suspicious behavior before a crime is even committed. Other City departments also have utilized this network and have even placed cameras in their areas of responsibility.

**CITY OF WAUKESHA, WISCONSIN**  
**EQUIPMENT REPLACEMENT FUND EXPENDITURE**  
 Budget Year: 2018 - 2022

**Department: Police Department**  
**Dept. Head: Russell Jack**  
**Project Contact: Chad Pergande**

Description of Expenditure:	Unmanned Aerial Systems (UAS)
Addition or Replacement:	Replacement
Initial Cost	\$ 28,259
Anticipated Annual Maintenance Cost/Cost of Operation	
Maintenance Cost Over 5 years	\$ -
<b>TOTAL INVESTMENT</b>	<b>\$ 28,259</b>
Est. Salvage Value of Former Capital Asset	\$ -
<b>EST. INITIAL INVESTMENT</b>	<b>\$ 28,259</b>

**Justification for Equipment Replacement Fund Expenditure**

We have been implementing an Unmanned Aerial Systems (UAS) to increase public safety and efficiency of operations since our current UAS was donated in 2015. However, our current consumer grade UAS has significant operational limitations. We are requesting \$28,259 for a commercial UAS.

Our current UAS has been used to collect evidence in several homicide investigations, one officer involved shooting investigation, searches for missing children, collection of evidence for fire investigations and several searches for armed fugitives and/or suicidal subjects.

Cost breakdown:

1. DJI Matrice 210 UAS - \$9,749
2. FLIR - \$5,999
3. Batteries & equipment - \$3,512
4. Zenmuse Z30 30x zoom camera - \$8,999

FLIR technology is necessary because it is effective during both daylight and nighttime hours because it allows the officer to view differences in heat. It makes locating missing children/adults or suspects much more efficiently.

A zoom camera is also necessary for advance daytime aerial evidence collection and response to critical incidents. Our current UAS requires the operator to move the aircraft closer or further away to adjust the size of the image. The addition of a zoom camera will allow us to safely gather information without having to move the UAS. This is necessary for the successful deployment of a UAS in response to civil disturbances/unrest or while looking for missing children at public events. The only zoom camera that is currently available and compatible with the Matrice 210 is the DJI Zenmuse Z30. It has an optical zoom of 30x and is designed to react to the movement of the UAS. This allows the operator to obtain a clear and stable image.

Fund-Org.-Object-Project	Funding Sources	FY '18	FY '19	FY '20	FY '21	FY '22	Total
0400-2115-42210	State Shared Rev.	\$ -	\$ 28,259	\$ -	\$ -	\$ -	\$ 28,259
	<b>Total</b>	<b>\$ -</b>	<b>\$ 28,259</b>	<b>\$ -</b>	<b>\$ -</b>	<b>\$ -</b>	<b>\$ 28,259</b>

Fund-Org.-Object-Project	Expenditures	FY '18	FY '19	FY '20	FY '21	FY '22	Total
0400-2115-68190	Unmanned Aerial Systems (UAS)	\$ -	\$ 28,259	\$ -	\$ -	\$ -	\$ 28,259
	<b>Total</b>	<b>\$ -</b>	<b>\$ 28,259</b>	<b>\$ -</b>	<b>\$ -</b>	<b>\$ -</b>	<b>\$ 28,259</b>

**How will this improve our service level and efficiency?**

A commercial grade UAS will greatly improve officer safety as well as drastically increase efficiency. Major incidents such as shootings, endangered missings, fire investigations, locating criminal suspects etc. require a great deal of staffing. These investigations can be completed in significantly less time, which results in a drastic reduction in overtime costs. Additionally, on-duty personnel would be able to return to their normal duties much quicker.

**CITY OF WAUKESHA, WISCONSIN  
EQUIPMENT REPLACEMENT FUND EXPENDITURE**

Budget Year: 2018 - 2022

Department: Police Department  
Dept. Head: Russell Jack  
Project Contact: Tom Wagner

Description of Expenditure:	Pro QA (Quality Assurance) Medical Software
Addition or Replacement:	Replacement
Initial Cost	\$ 59,714
Anticipated Annual Maintenance Cost/Cost of Operation	\$ 2,222
Maintenance Cost Over 5 years	\$ 11,110
<b>TOTAL INVESTMENT</b>	<b>\$ 70,824</b>
Est. Salvage Value of Former Capital Asset	
<b>EST. INITIAL INVESTMENT</b>	<b>\$ 59,714</b>

**Justification for Equipment Replacement Fund Expenditure**

A call processing time standard for emergency medical calls in the United States has been codified by the National Fire Protection Association in its standard, NFPA 1221 (7.4.2). The latest version of this standard (January, 2016) states that Emergency alarm processing for Calls requiring Emergency Medical Dispatch questioning and pre-arrival instructions shall be completed within 90 seconds (90 percent of the time) and within 120 seconds (99 percent of the time).

Our current operating procedure is to use EMD cards that are used by the Dispatchers to ask the appropriate medical questions to send the appropriate response. The Pro QA system is electronic and will interface with CAD to speed up entry time, and will also interface with the NICE audio logger that we are requesting. The three products will also speed up our QA time(s) and import audio and "tag" it to a QA report.

In the interest of public safety, we have always been committed to providing the best level of service to our citizens. We are dedicated to lessening the amount of time it takes from the time of the 9-1-1 call to the time the first responder is on the scene committed to the emergency issue.

Fund-Org.-Object-Project	Funding Sources	FY '18	FY '19	FY '20	FY '21	FY '22	Total
0400-2115-42210	State Shared Rev.	\$ -	\$ 59,714	\$ -	\$ -	\$ -	\$ 59,714
	<b>Total</b>	<b>\$ -</b>	<b>\$ 59,714</b>	<b>\$ -</b>	<b>\$ -</b>	<b>\$ -</b>	<b>\$ 59,714</b>

Fund-Org.-Object-Project	Expenditures	FY '18	FY '19	FY '20	FY '21	FY '22	Total
0400-2115-68190	Pro QA	\$ -	\$ 59,714	\$ -	\$ -	\$ -	\$ 59,714
	<b>Total</b>	<b>\$ -</b>	<b>\$ 59,714</b>	<b>\$ -</b>	<b>\$ -</b>	<b>\$ -</b>	<b>\$ 59,714</b>

**How will this improve our service level and efficiency?**

Our current operating procedure is to use EMD cards that are used by the Dispatchers to ask the appropriate medical questions to send the appropriate response. The Pro QA system is electronic and will interface with CAD to speed up entry time, and will also interface with the NICE audio logger that we are requesting. The three products will also speed up our QA time(s) and import audio and "tag" it to a QA report.

In the interest of public safety, we have always been committed to providing the best level of service to our citizens. We are dedicated to lessening the amount of time it takes from the time of the 9-1-1 call to the time the first responder is on the scene committed to the emergency issue.

**CITY OF WAUKESHA, WISCONSIN  
EQUIPMENT REPLACEMENT FUND EXPENDITURE**

Budget Year: 2018 - 2022

Department: Park, Rec & Forestry  
Dept. Head: Ron Grall  
Project Contact: Mona Bauer

Description of Expenditure:	Keyless Entry for Park Buildings
Addition or Replacement:	Addition
Initial Cost	\$ 33,575
Anticipated Annual Maintenance Cost/Cost of Operation	\$ 2,700
Maintenance Cost Over 5 years	\$ 13,500
<b>TOTAL INVESTMENT</b>	<b>\$ 47,075</b>
Est. Salvage Value of Former Capital Asset	\$ -
<b>EST. INITIAL INVESTMENT</b>	<b>\$ 33,575</b>

**Justification for Equipment Replacement Fund Expenditure**

Locking and unlocking restroom and shelter doors is labor intensive. By implementing keyless entries that can be scheduled to open and close, labor costs would be positively impacted. The restrooms would still need to be visited once daily to clean and check supplies, but the 2.5 hours to open the shelters could be utilized for other maintenance currently not being addressed such as painting shelters inside and out, as an example. The labor hours saved would equal ~910 hours annually at a minimum cost savings of ~\$25,389.

Baycom (city preferred vendor) would be working alongside Engineering (Katie Jelacic) to implement 4 restroom areas identified to install keyless entries: Rotary, Moreland (playground at Frame), Union Street (State Office Building) and EB Shurts. These restrooms are opened and closed everyday on a yearly basis and would generate the greatest positive impact on labor costs. In addition, the existing keyless entry door at Aviation would be reactivated and added to the Baycom software.

Fund-Org.-Object-Project	Funding Sources	FY '18	FY '19	FY '20	FY '21	FY '22	Total
0400-1917-42210	State Shared Rev.	\$ 33,575	\$ -	\$ -	\$ -	\$ -	\$ 33,575
	<b>Total</b>	<b>\$ 33,575</b>	<b>\$ -</b>	<b>\$ -</b>	<b>\$ -</b>	<b>\$ -</b>	<b>\$ 33,575</b>

Fund-Org.-Object-Project	Expenditures	FY '18	FY '19	FY '20	FY '21	FY '22	Total
0400-1917-68160-81212	Keyless Entry System	\$ 33,575	\$ -	\$ -	\$ -	\$ -	\$ 33,575
	<b>Total</b>	<b>\$ 33,575</b>	<b>\$ -</b>	<b>\$ -</b>	<b>\$ -</b>	<b>\$ -</b>	<b>\$ 33,575</b>

**How will this improve our service level and efficiency?**

By implementing keyless entries, restrooms would all open at 8:00 am and close at 10:00 pm. Currently, restrooms are opened and closed within a 2.5 hour window of time (depending on rentals, activities and other schedules) and can be opened anywhere between 7:00 -10:00 am or closed between 7:30 - 10:30 pm. These windows of time have negatively impacted park users needing to use the facilities. The labor cost savings of physically opening and closing the shelters would improve the level of efficiency. The coordinating of schedules would also provide savings as the doors can be programmed to open/close sooner/later if needed because of a scheduled event. Please note that it is our intent for future years to continue to implement a keyless entry program and add shelter restrooms and then building doors that positively impact the residents and save labor costs. These will be requested in future years as other projects continue to be defined.



**CITY OF WAUKESHA, WISCONSIN  
EQUIPMENT REPLACEMENT FUND EXPENDITURE**

Budget Year: 2018 - 2022

Department: Park, Rec & Forestry  
Dept. Head: Ron Grall  
Project Contact: Mona Bauer

Description of Expenditure:	Timescape Software	
Addition or Replacement:	Addition	
Initial Cost	\$	25,400
Anticipated Annual Maintenance Cost/Cost of Operation	\$	2,700
Maintenance Cost Over 5 years	\$	13,500
<b>TOTAL INVESTMENT</b>	\$	<b>38,900</b>
Est. Salvage Value of Former Capital Asset	\$	-
<b>EST. INITIAL INVESTMENT</b>	\$	<b>25,400</b>

**Justification for Equipment Replacement Fund Expenditure**

The software and hardware will be used in the field to track work and locations. It will also track travel time. This statistical information will be utilized in conjunction with Vueworks to assist in determining budgets and work orders. By tracking with this system, paper and pencil (including employee "guesswork") will be minimized as the employee simply scans the project, job and location at the start and finish of the task. At the end of the day, the scanner is docked and the data is uploaded into the system or systems it is integrated with. The software will also assist in determining direct costs of labor to tasks such as special events, mowing islands, prepping ball fields, etc. This statistical data will help management make better budgetary decisions using software programs such as SD Scorecard and Vueworks. This software also has an option for GPS, which may replace the need for Zonar in the future.

Fund-Org.-Object-Project	Funding Sources	FY '18	FY '19	FY '20	FY '21	FY '22	Total
0400-1917-42210	State Shared Rev.	\$ 25,400	\$ -	\$ -	\$ -	\$ -	\$ 25,400
	<b>Total</b>	<b>\$ 25,400</b>	<b>\$ -</b>	<b>\$ -</b>	<b>\$ -</b>	<b>\$ -</b>	<b>\$ 25,400</b>

Fund-Org.-Object-Project	Expenditures	FY '18	FY '19	FY '20	FY '21	FY '22	Total
0400-1917-68160-81212	TimeScape Software	\$ 25,400	\$ -	\$ -	\$ -	\$ -	\$ 25,400
	<b>Total</b>	<b>\$ 25,400</b>	<b>\$ -</b>	<b>\$ -</b>	<b>\$ -</b>	<b>\$ -</b>	<b>\$ 25,400</b>

**How will this improve our service level and efficiency?**

Timescape provides the tools to monitor field jobs, tasks, materials and locations throughout the day. By collecting field data with pocket scanners this software will eliminate the need for paper and pencil forms that are data entered by the admin team into usable reports months in arrears. This data would be accessible the next day so that managers and supervisors can make decisions right away or correct errors easily and quickly. Either way, the level of detail will result in better decisions, work flow and adjustments, which results in better maintained parks, buildings and trails throughout the system.

**CITY OF WAUKESHA, WISCONSIN**  
**EQUIPMENT REPLACEMENT FUND EXPENDITURE**  
 Budget Year: 2018 - 2022

Department: Library  
 Dept. Head: John Klima  
 Project Contact: John Klima

Description of Expenditure: **Library Technology**

Addition or Replacement: Replacement

Initial Cost \$ **229,000**  
 Anticipated Annual Maintenance Cost/Cost of Operation \$ -  
 Maintenance Cost Over 5 years \$ -

**TOTAL INVESTMENT** \$ 229,000

Est. Salvage Value of Former Capital Asset \$ -

**EST. INITIAL INVESTMENT** \$ 229,000

**Justification for Equipment Replacement Fund Expenditure**

The 1917 IT budget exists for necessary upgrades, improvements and equipment expenses for computer and server systems. This is an ongoing annual expense that keeps the Library functioning. The breakdown is: equipment replacement for public access computers: \$8,500; staff equipment: \$9,000; general hardware support: \$4,500; server hardware support: \$8,500; general software support: \$6,800; database support: \$8,500.

Fund-Obj-Project	Funding Sources	FY '18	FY '19	FY '20	FY '21	FY '22	Total
0400-1917-42210	State Shared Revenues	\$ 45,800	\$ 45,800	\$ 45,800	\$ 45,800	\$ 45,800	\$ 229,000
	<b>Total</b>	<b>\$ 45,800</b>	<b>\$ 45,800</b>	<b>\$ 45,800</b>	<b>\$ 45,800</b>	<b>\$ 45,800</b>	<b>\$ 229,000</b>

Fund-Obj-Project	Expenditures	FY '18	FY '19	FY '20	FY '21	FY '22	Total
0400-1917-68170	Library Technology	\$ 45,800	\$ 45,800	\$ 45,800	\$ 45,800	\$ 45,800	\$ 229,000
	<b>Total</b>	<b>\$ 45,800</b>	<b>\$ 45,800</b>	<b>\$ 45,800</b>	<b>\$ 45,800</b>	<b>\$ 45,800</b>	<b>\$ 229,000</b>

**How will this improve our service level and efficiency?**

These are necessary costs to maintain IT operations at the Library.

**CITY OF WAUKESHA, WISCONSIN**  
**EQUIPMENT REPLACEMENT FUND EXPENDITURE**  
 Budget Year: 2018 - 2022

Department: Library  
 Dept. Head: John Klima  
 Project Contact:

Description of Expenditure:	Furniture Replacement/Repair
Addition or Replacement:	Replacement
Initial Cost	\$ 45,000
Anticipated Annual Maintenance Cost/Cost of Operation	\$ -
Maintenance Cost Over 5 years	\$ -
<b>TOTAL INVESTMENT</b>	<b>\$ 45,000</b>
Est. Salvage Value of Former Capital Asset	\$ -
<b>EST. INITIAL INVESTMENT</b>	<b>\$ 45,000</b>

**Justification for Equipment Replacement Fund Expenditure**

The money for 2018 would cover replacement furniture for the reference workroom, technical services, and automation office. The furniture in our reference workroom is more than 10 years old. We also completed a partial replacement of our technical services area in 2016. The work in technical services improved staff efficiency and workflow and we expect to see similar results in reference. After 2018 we want to have funds for ongoing public and staff furniture replacement/repair.

Fund-Org.-Object-Project	Funding Sources	FY '18	FY '19	FY '20	FY '21	FY '22	Total
0420-5124-49110	10-Year GO Debt	\$ 25,000	\$ 5,000	\$ 5,000	\$ 5,000	\$ 5,000	\$ 45,000
	<b>Total</b>	<b>\$ 25,000</b>	<b>\$ 5,000</b>	<b>\$ 5,000</b>	<b>\$ 5,000</b>	<b>\$ 5,000</b>	<b>\$ 45,000</b>

Fund-Org.-Object-Project	Expenditures	FY '18	FY '19	FY '20	FY '21	FY '22	Total
0420-5124-68130	Furniture Repl.	\$ 25,000	\$ 5,000	\$ 5,000	\$ 5,000	\$ 5,000	\$ 45,000
	<b>Total</b>	<b>\$ 25,000</b>	<b>\$ 5,000</b>	<b>\$ 5,000</b>	<b>\$ 5,000</b>	<b>\$ 5,000</b>	<b>\$ 45,000</b>

**How will this improve our service level and efficiency?**

While some current pieces of furniture are no longer structurally sound and need immediate replacement, others show enough wear that it could potentially damage the professional image of the Library. An enormous amount of money has been allocated to the Waukesha Public Library since its inception, and clean and sound furniture is a small but necessary investment to demonstrate continued pride and attention to detail in all areas of Library service to the community.

**CITY OF WAUKESHA, WISCONSIN**  
**EQUIPMENT REPLACEMENT FUND EXPENDITURE**  
 Budget Year: 2018 - 2022

Department: Library  
 Dept. Head: John Klima  
 Project Contact: Kori Hall

Description of Expenditure: New Shelving

Addition or Replacement: Replacement

Initial Cost \$ 125,000  
 Anticipated Annual Maintenance Cost/Cost of Operation \$ -  
 Maintenance Cost Over 5 years \$ -

TOTAL INVESTMENT \$ 125,000

Est. Salvage Value of Former Capital Asset \$ -

EST. INITIAL INVESTMENT \$ 125,000

**Justification for Equipment Replacement Fund Expenditure**

With the exception of two rows of shelves in our teen area the Library's shelving is all at least ten years old with the bulk of it being between 20 and 30 years old. This funding will be used to replaced shelving over time. Looking into the future, as new material formats become available, this funding can be used to acquire new shelves to appropriately store and display items.

Fund-Org.-Object-Project	Funding Sources	FY '18	FY '19	FY '20	FY '21	FY '22	Total
0420-5124-49110	10-Year GO Debt	\$ 25,000	\$ 25,000	\$ 25,000	\$ 25,000	\$ 25,000	\$ 125,000
	Total	\$ 25,000	\$ 25,000	\$ 25,000	\$ 25,000	\$ 25,000	\$ 125,000

Fund-Org.-Object-Project	Expenditures	FY '18	FY '19	FY '20	FY '21	FY '22	Total
0420-5124-68130	General Collection	\$ 25,000	\$ 25,000	\$ 25,000	\$ 25,000	\$ 25,000	\$ 125,000
	Total	\$ 25,000	\$ 25,000	\$ 25,000	\$ 25,000	\$ 25,000	\$ 125,000

**How will this improve our service level and efficiency?**

First, worn and aging shelves will be replaced with new shelves to hold material in a way that keeps the public, staff, and the material safe. Second, different library material require different types of shelving and as new formats emerge the Library can be proactive in obtaining shelves that work for new collections. Third, we can expand popular areas of the collection with additional shelving as needed.

**CITY OF WAUKESHA, WISCONSIN**  
**EQUIPMENT REPLACEMENT FUND EXPENDITURE**  
 Budget Year: 2018 - 2022

Department: Library  
 Dept. Head: John Klima  
 Project Contact: John Klima

Description of Expenditure:	Sorting Unit Bin Expansion	
Addition or Replacement:	Addition	
Initial Cost	\$	30,000
Anticipated Annual Maintenance Cost/Cost of Operation	\$	-
Maintenance Cost Over 5 years	\$	-
<b>TOTAL INVESTMENT</b>	\$	30,000
Est. Salvage Value of Former Capital Asset	\$	-
<b>EST. INITIAL INVESTMENT</b>	\$	30,000

**Justification for Equipment Replacement Fund Expenditure**

The automated materials handling unit (AMH) ("book sorter") is operating at peak efficiency, and has been doing so since January 2016. The central sorting unit processes between 15,000 and 20,000 items per week, and consistently fills five full receiving bins each weekend. Any excess will either (a) cause the machine to shut down due to reaching capacity; or (b) drop material onto the floor via a special rolling chute. Expanding the unit will allow for better functionality and increased staff efficiency.

Fund-Obj-Project	Funding Sources	FY '18	FY '19	FY '20	FY '21	FY '22	Total
0420-5124-49110	10-Year GO Debt	\$ -	\$ 30,000	\$ -	\$ -	\$ -	\$ 30,000
	<b>Total</b>	\$ -	\$ 30,000	\$ -	\$ -	\$ -	\$ 30,000

Fund-Obj-Project	Expenditures	FY '18	FY '19	FY '20	FY '21	FY '22	Total
0420-5124-68130	Bin Module #1	\$ -	\$ 30,000	\$ -	\$ -	\$ -	\$ 30,000
	<b>Total</b>	\$ -	\$ 30,000	\$ -	\$ -	\$ -	\$ 30,000

**How will this improve our service level and efficiency?**

A more efficient system is to expand the 5-bin capacity to 9, which will vastly improve the sorting functionality as well by providing more sorting options to the system. The system is only able to currently sort material into four areas (with one bin reserved for overflow) so doubling capacity will allow for more latitude. This will begin to minimize the need for staff involvement, so personnel can be reassigned to other currently deficient customer service-centric tasks.

**CITY OF WAUKESHA, WISCONSIN**  
**EQUIPMENT REPLACEMENT FUND EXPENDITURE**  
 Budget Year: 2018 - 2022

Department: Clerk / Treasurer  
 Dept. Head: Gina Kozlik  
 Project Contact: Gina Kozlik

Description of Expenditure:	ELECTION EQUIPMENT : e-poll books (Tablets & Printers) for 15 poll sites and for use in-office during In-Person Absentee
Addition or Replacement:	Addition
Initial Cost	\$ 73,000
Anticipated Annual Maintenance Cost/Cost of Operation	\$ -
Maintenance Cost Over 5 years	\$ -
<b>TOTAL INVESTMENT</b>	<b>\$ 73,000</b>
Est. Salvage Value of Former Capital Asset	\$ -
<b>EST. INITIAL INVESTMENT</b>	<b>\$ 73,000</b>

**Justification for Equipment Replacement Fund Expenditure**

Electronic poll books (e-poll books) are an electronic version of traditional paper poll books which serve as a record of all registered voters for a particular reporting unit (The City has just over 40 reporting units/wards, typically 2-3 wards per poll location). E-poll books can be run from a tablet or laptop. The e-poll book can serve as a tracking tool for each participating elector's sequential voter number and signature, assist with photo id scanning, Election Day registration, and polling place redirection. On Election Day, election workers can simply scan a voter's photo id to locate the voter record and get a voter number assigned and capture the voter signature. This will greatly improve the voter experience in processing time and ensure correct voting history is captured. The e-poll books can additionally be used in-office during in-person Absentee. The Wisconsin Election Commission (formerly GAB) is pursuing a State developed solution available to all Wisconsin Municipalities that would integrate with our database of Wisconsin Voters (WisVote) to make this transition possible. Our estimate assumes WEC will develop the software and there would be no annual license, support, or maintenance fees.

Fund-Org.-Object-Project	Funding Sources	FY '18	FY '19	FY '20	FY '21	FY '22	Total
0400-1422-42210	State Shared Rev	\$ 73,000	\$ -	\$ -	\$ -	\$ -	\$ 73,000
	<b>Total</b>	<b>\$ 73,000</b>	<b>\$ -</b>	<b>\$ -</b>	<b>\$ -</b>	<b>\$ -</b>	<b>\$ 73,000</b>

Fund-Org.-Object-Project	Expenditures	FY '18	FY '19	FY '20	FY '21	FY '22	Total
0400-1422-68290	Election Equipment	\$ 73,000	\$ -	\$ -	\$ -	\$ -	\$ 73,000
	<b>Total</b>	<b>\$ 73,000</b>	<b>\$ -</b>	<b>\$ -</b>	<b>\$ -</b>	<b>\$ -</b>	<b>\$ 73,000</b>

**How will this improve our service level and efficiency?**

Our intention is to pilot use of the e-poll books at some of our poll locations for February 2018, giving us the ability to offer input for improvements and changes to WEC, and then implement the e-poll books city-wide for the remainder of the 2018 elections and beyond. The e-poll book tablets will allow our election workers to have a direct link to our voter databases from our 15 poll sites. After the initial pilot, there would be no need for printing 40 paper poll books (in duplicate as required) to send to the polls on Election Day. One election worker (instead of two) can be assigned to an e-poll book, reducing the number of staffing at polls. Voters can utilize any e-poll book at a poll location, as they are not reporting unit specific. This will assist with processing large numbers of voters quickly and relieve line congestion. E-poll books will contain real time updates regarding Absentee voter information which will alleviate office staff overtime preparing paper poll books over the weekend before an election to send to the polls that Monday. Going to the e-poll book technology will offer savings in paper costs (2+ cases per Election), staff overtime the weekend before an election preparing poll books and packing physical poll books and registration forms (up to \$1,400 depending on size of election and number of absentee). They will also offer increased accuracy in accounting for and tracking Absentee voting. E-poll books are already being used currently in at least 27 states and can make both voter experience and election official's work more efficient.

**CITY OF WAUKESHA, WISCONSIN**  
**EQUIPMENT REPLACEMENT FUND EXPENDITURE**  
 Budget Year: 2018 - 2022

Department: Fire Department  
 Dept. Head: Steve Howard  
 Project Contact:

Description of Expenditure: **Ruggedized Computers, Docks and Installation**

Addition or Replacement: Replacement

Initial Cost	\$ 76,600
Anticipated Annual Maintenance Cost/Cost of Operation	\$ 15,200
Maintenance Cost Over 5 years	\$ 76,000

TOTAL INVESTMENT \$ 152,600

Est. Salvage Value of Former Capital Asset \$ -

EST. INITIAL INVESTMENT \$ 76,600

**Justification for Equipment Replacement Fund Expenditure**

The Department is modifying its past capital improvement requests to now reflect an ongoing replacement plan for laptops or data computers used in all of our emergency response vehicles. In the past, the Department has budgeted on an approximate three-year cycle to replace all of the laptops used in our ambulances. These laptops are used to communicate with the city's CAD dispatch system to complete patient care reports and access other information used at emergency scenes. Laptops previously used in our ambulances were transferred to our fire apparatus until they were replaced.

This strategy had been successful for many years; however, we are continuing to experience downtime and the current computers on our fire apparatus are over six years old and beginning to experience failures. The Department is requesting funds for the next five years to replace three computers per year to maintain the Department's 16 MDC's. Budget prices include NFPA compliant docking stations, installation and three-year no fault warranties for these ruggedized computers.

After much thought and experimentation with different computers and replacement strategies, the Fire Department, in consultation with the city's Information Technology Department, feels it is best to establish an ongoing program where a minimum of three laptops are replaced on an annual basis. The Fire Department will continue to work with the IT Department to evaluate the latest technology and explore ways to reduce or minimize the cost of this hardware. We have found that our computers are exposed to some very tough conditions, due to our need to have the computers utilized in vehicles and taken outside of the vehicles during patient care.

Fund-Org.-Object-Project	Funding Sources	FY '18	FY '19	FY '20	FY '21	FY '22	Total
0400-1917-42210	State Shared Rev.	\$ 15,200	\$ 15,200	\$ 15,200	\$ 15,500	\$ 15,500	\$ 76,600
<b>Total</b>		<b>\$ 15,200</b>	<b>\$ 15,200</b>	<b>\$ 15,200</b>	<b>\$ 15,500</b>	<b>\$ 15,500</b>	<b>\$ 76,600</b>

Fund-Org.-Object-Project	Expenditures	FY '18	FY '19	FY '20	FY '21	FY '22	Total
0400-1917-68160-81301	Ruggedized Tablets	\$ 10,000	\$ 10,000	\$ 10,000	\$ 10,000	\$ 10,000	\$ 50,000
0400-1917-68160-81301	Service Contract	\$ 2,000	\$ 2,000	\$ 2,000	\$ 2,000	\$ 2,000	\$ 10,000
0400-1917-68160-81301	Docking Stations	\$ 2,000	\$ 2,000	\$ 2,000	\$ 2,000	\$ 2,000	\$ 10,000
0400-1917-68160-81301	Installation	\$ 1,200	\$ 1,200	\$ 1,200	\$ 1,500	\$ 1,500	\$ 6,600
<b>Total</b>		<b>\$ 15,200</b>	<b>\$ 15,200</b>	<b>\$ 15,200</b>	<b>\$ 15,500</b>	<b>\$ 15,500</b>	<b>\$ 76,600</b>

**How will this improve our service level and efficiency?**

This project will improve our department's EMS Service delivery, by having reliable PC tablets to document treatment and care by our ambulance personnel, real time, while the units are in the field delivering care. In the event an ambulance does not have a computer in the field to take reports, the ambulance crew would have to document the incident on a piece of paper. This action has significant implications to our department's HIPAA policies, because that information must always be secured. If left unattended, and another, non-health care professional is able to read the notes, it would result in a data breach that the City would be liable for. Additionally, our ambulances would have to be out of service, not available to respond to calls, because they would have to remain at the hospital or at the station to complete their report on a hard lined computer. This has two large impacts: First, we are without an additional ambulance(s) to respond to the next call for service, and Second, the hospital would not have all of the information on the procedures or medications that were administered in the field, and that could delay in-hospital care. Additionally, this project will allow for the MDC to be properly stored in the front or rear of the ambulance, in a crash-rated docking station. Our existing units only have one docking station in the front of the ambulance. In the event the MDC is in the back of the ambulance, it is not properly restrained and can become a projectile in a crash.

**CITY OF WAUKESHA, WISCONSIN**  
**EQUIPMENT REPLACEMENT FUND EXPENDITURE**  
 Budget Year: 2018 - 2022

Department: Fire Department  
 Dept. Head: Steve Howard  
 Project Contact: Joe Hoffman

Description of Expenditure: Replacement of High Pressure Air Bags & Extrication Equipment

Addition or Replacement: Replacement

Initial Cost	\$ 21,031
Anticipated Annual Maintenance Cost/Cost of Operation	\$ 50
Maintenance Cost Over 5 years	\$ 250

TOTAL INVESTMENT \$ 21,281

Est. Salvage Value of Former Capital Asset \$ -

EST. INITIAL INVESTMENT \$ 21,031

**Justification for Equipment Replacement Fund Expenditure**

The Department is requesting funding to replace 20 high pressure air bags and one large heavy lifting air bag, as well as the associated controllers and air lines used with the equipment. Although the Department did not anticipate the replacement of this equipment (purchased in the 1980's) as part of the 2018 budget, recent inspections have revealed the equipment is at the end of its service life and needs to be replaced as soon as possible. The air bags are carried on the Department's ladder trucks and are used for special rescue situations, including vehicle extrication and freeing persons trapped in machinery.

Fund-Org.-Object-Project	Funding Sources	FY '18	FY '19	FY '20	FY '21	FY '22	Total
0420-2242-49110	10 year GO debt	\$ 21,031	\$ -	\$ -	\$ -	\$ -	\$ 21,031
	<b>Total</b>	\$ 21,031	\$ -	\$ -	\$ -	\$ -	\$ 21,031

Fund-Org.-Object-Project	Expenditures	FY '18	FY '19	FY '20	FY '21	FY '22	Total
0420-2242-68290	Air Bags	\$ 16,420	\$ -	\$ -	\$ -	\$ -	\$ 16,420
0420-2242-68290	Rescue 42	\$ 4,611	\$ -	\$ -	\$ -	\$ -	\$ 4,611
	<b>Total</b>	\$ 21,031	\$ -	\$ -	\$ -	\$ -	\$ 21,031

**How will this improve our service level and efficiency?**

The replacement of this equipment is needed to maintain the Department's ability to safely and effectively rescue persons trapped in vehicles, machinery or collapsed buildings. The existing equipment is over 30 years old and has reached the end of its service life.



**CITY OF WAUKESHA, WISCONSIN**  
**EQUIPMENT REPLACEMENT FUND EXPENDITURE**  
 Budget Year: 2018 - 2022

Department: Fire Department  
 Dept. Head: Steve Howard  
 Project Contact: Dennis Graff

Description of Expenditure:	Purchase of EMS Training Mannequin
Addition or Replacement:	Addition
Initial Cost	\$ 11,000
Anticipated Annual Maintenance Cost/Cost of Operation	\$ 300
Maintenance Cost Over 5 years	\$ 1,500
<b>TOTAL INVESTMENT</b>	<b>\$ 12,500</b>
Est. Salvage Value of Former Capital Asset	\$ -
<b>EST. INITIAL INVESTMENT</b>	<b>\$ 11,000</b>

**Justification for Equipment Replacement Fund Expenditure**

The Department is requesting funding to purchase an EMS training mannequin designed to allow paramedics and EMTs to practice advanced skills. Currently, the Department has been borrowing this equipment from other departments and occasionally is able to use the facilities at WCTC. It has been identified that this has not been a reliable means to meet our training needs. The Department transitions 3-5 EMTs to paramedic level skills annually, along with conducting ongoing skills assessment and training for existing paramedics and EMTs. The Department's Medical Director, Dr. Mark Polentini, also utilizes this equipment on an annual basis to evaluate the skill level of all department personnel. The Department has taken steps in the past to avoid the cost of purchasing this equipment; however, it is no longer practical and this investment in training equipment is now necessary.

Fund-Obj-Project	Funding Sources	FY '18	FY '19	FY '20	FY '21	FY '22	Total
0420-2242-49110	10 year GO debt	\$ 11,000	\$ -	\$ -	\$ -	\$ -	\$ 11,000
	<b>Total</b>	<b>\$ 11,000</b>	<b>\$ -</b>	<b>\$ -</b>	<b>\$ -</b>	<b>\$ -</b>	<b>\$ 11,000</b>

Fund-Obj-Project	Expenditures	FY '18	FY '19	FY '20	FY '21	FY '22	Total
0420-2242-68290	Mannequin	\$ 11,000	\$ -	\$ -	\$ -	\$ -	\$ 11,000
	<b>Total</b>	<b>\$ 11,000</b>	<b>\$ -</b>	<b>\$ -</b>	<b>\$ -</b>	<b>\$ -</b>	<b>\$ 11,000</b>

**How will this improve our service level and efficiency?**

This equipment is needed to conduct training to transition EMTs to paramedic level within the City of Waukesha and to conduct ongoing training.

**CITY OF WAUKESHA, WISCONSIN**  
**EQUIPMENT REPLACEMENT FUND EXPENDITURE**  
 Budget Year: 2018 - 2022

**Department:** Fire Department  
**Dept. Head:** Steve Howard  
**Project Contact:** Steve Howard

Description of Expenditure:	EMS Cot Refurbishment
Addition or Replacement:	Replacement
Initial Cost	\$ 11,000
Anticipated Annual Maintenance Cost/Cost of Operation	\$ 1,500
Maintenance Cost Over 5 years	\$ 7,500
<b>TOTAL INVESTMENT</b>	<b>\$ 18,500</b>
Est. Salvage Value of Former Capital Asset	\$ -
<b>EST. INITIAL INVESTMENT</b>	<b>\$ 11,000</b>

**Justification for Equipment Replacement Fund Expenditure**

As part of the 2015 budget process, the Fire Department presented a plan to refurbish the Stryker Power Pro cots. When this project was initially researched, we found that purchasing new cots would cost over \$20,000. We found it was possible to rebuild our cots for \$9,500, which includes removing all of the components except the metal chassis that the patient rests on. All other components (hydraulic assembly, oil, electrical controls, wheel bearings and batteries) are replaced with new or refurbished equipment and all parts are Stryker factory replacement parts.

In 2014 and 2015, the Department had three cots refurbished and has been very satisfied with the results. Based on recommendations from MedPro Midwest Group, our preventative maintenance provider, rebuilding two cots in 2016, and an additional one cot in 2018, will ensure the serviceability of our cots and patient safety. The anticipated annual maintenance cost is already an existing item in the Department's operational budget in Organization #2213.

Fund-Org.-Object-Project	Funding Sources	FY '18	FY '19	FY '20	FY '21	FY '22	Total
0420-2242-49110	10 year GO Debt	\$ 11,000	\$ -	\$ -	\$ -	\$ -	\$ 11,000
	<b>Total</b>	<b>\$ 11,000</b>	<b>\$ -</b>	<b>\$ -</b>	<b>\$ -</b>	<b>\$ -</b>	<b>\$ 11,000</b>

Fund-Org.-Object-Project	Expenditures	FY '18	FY '19	FY '20	FY '21	FY '22	Total
0420-2242-68290	Cot Rebuild	\$ 11,000	\$ -	\$ -	\$ -	\$ -	\$ 11,000
	<b>Total</b>	<b>\$ 11,000</b>	<b>\$ -</b>	<b>\$ -</b>	<b>\$ -</b>	<b>\$ -</b>	<b>\$ 11,000</b>

**How will this improve our service level and efficiency?**

The Department is able to refurbish our existing cots at half the cost of purchasing new units. Our cots are used on a daily basis to transport patients, and failure to replace or refurbish cots could result in equipment failure, possibly leading to injuries to patients and firefighters.

For over 20 years, the Department has utilized a power assisted cot to eliminate back injuries and ensure patient safety. The cost of rebuilding one cot is far less than the typical back injury claim or liability claim due to an injury to a patient.

**CITY OF WAUKESHA, WISCONSIN  
EQUIPMENT REPLACEMENT FUND EXPENDITURE**

Budget Year: 2018 - 2022

Department: Fire Department  
Dept. Head: Steve Howard  
Project Contact: Steve Howard

Description of Expenditure:	IV Pumps
Addition or Replacement:	Addition
Initial Cost	\$ 11,000
Anticipated Annual Maintenance Cost/Cost of Operation	\$ 200
Maintenance Cost Over 5 years	\$ 1,000
<b>TOTAL INVESTMENT</b>	<b>\$ 12,000</b>
Est. Salvage Value of Former Capital Asset	\$ -
<b>EST. INITIAL INVESTMENT</b>	<b>\$ 11,000</b>

**Justification for Equipment Replacement Fund Expenditure**

The Department is requesting funds in 2018 as a placeholder for the purchase of mobile pumps that attach to the tubing on IV's to assist in enhancing patient care. The Department is currently evaluating the addition of IV pumps to our inventory of EMS equipment. The infusion pumps provide a more accurate means of delivering intravenous fluids.

Infusion pumps offer the safest and most accurate rate of delivering IV infusions. The WFD uses multiple types of IV infusion medications or "drips" that are currently infused by counting drop rates in the tubing. This method is not accurate and relies on gravity and careful re-evaluation while transporting the patient. Venous resistance, size of catheter and excessive movement of IV line can affect the drip rate. An IV pump is set to exact rate and maintains a positive pressure on the line preventing problems of fluid backup and variations of rate due to eliminating gravity's effect on the line. The pump also monitors the exact volume infused which is being estimated on calls at this time. This means if we are doing an exact fluid bolus, we can set it on a pump and it will stop once the volume is achieved.

Fund-Org.-Object-Project	Funding Sources	FY '18	FY '19	FY '20	FY '21	FY '22	Total
0420-2242-49110	10 year GO Debt	\$ 11,000	\$ -	\$ -	\$ -	\$ -	\$ 11,000
	<b>Total</b>	<b>\$ 11,000</b>	<b>\$ -</b>	<b>\$ -</b>	<b>\$ -</b>	<b>\$ -</b>	<b>\$ 11,000</b>

Fund-Org.-Object-Project	Expenditures	FY '18	FY '19	FY '20	FY '21	FY '22	Total
0420-2242-68290	IV Pumps	\$ 11,000	\$ -	\$ -	\$ -	\$ -	\$ 11,000
	<b>Total</b>	<b>\$ 11,000</b>	<b>\$ -</b>	<b>\$ -</b>	<b>\$ -</b>	<b>\$ -</b>	<b>\$ 11,000</b>

**How will this improve our service level and efficiency?**

By utilizing the pump system, the IV infusion of medication and fluids will be accurately measured, resulting in better patient care than our current delivery system that relies on gravity. The tubing used will be compatible with equipment used at Waukesha Memorial Hospital to eliminate the need for changing IV tubing once a patient is transferred to the hospital's care.

**CITY OF WAUKESHA, WISCONSIN**  
**EQUIPMENT REPLACEMENT FUND EXPENDITURE**  
 Budget Year: 2018 - 2022

Department: Fire Department  
 Dept. Head: Steve Howard  
 Project Contact: Jim Haakenson

Description of Expenditure: **Self-Contained Breathing Apparatus Replacement**

Addition or Replacement: Replacement

Initial Cost **\$ 500,000**  
 Anticipated Annual Maintenance Cost/Cost of Operation \$ 2,000  
 Maintenance Cost Over 5 years \$ 10,000

**TOTAL INVESTMENT \$ 510,000**

Est. Salvage Value of Former Capital Asset \$ 12,500

**EST. INITIAL INVESTMENT \$ 487,500**

**Justification for Equipment Replacement Fund Expenditure**

The self-contained breathing apparatus (SCBA) used by the Fire Department is approximately 25 years old and is at the end of its service life. The Department has identified the need to replace and update this critical equipment. In 2017 the first year of this three year project was approved.

Fund-Obj-Project	Funding Sources	FY '18	FY '19	FY '20	FY '21	FY '22	Total
0420-2242-42XXX	Grant Funding	\$ -	\$ -	\$ -	\$ -	\$ -	\$ -
0420-2242-49110	10-yr GO Debt	\$ 237,500	\$ 250,000	\$ -	\$ -	\$ -	\$ 487,500
0420-2242-48330	Sale of City Property	\$ 12,500	\$ -	\$ -	\$ -	\$ -	\$ 12,500
<b>Total</b>		<b>\$ 250,000</b>	<b>\$ 250,000</b>	<b>\$ -</b>	<b>\$ -</b>	<b>\$ -</b>	<b>\$ 500,000</b>

Fund-Obj-Project	Expenditures	FY '18	FY '19	FY '20	FY '21	FY '22	Total
0420-2242-68290	SCBA Purchase	\$ 230,000	\$ 250,000	\$ -	\$ -	\$ -	\$ 480,000
0420-2242-68290	Support Equipment	\$ 20,000	\$ -	\$ -	\$ -	\$ -	\$ 20,000
<b>Total</b>		<b>\$ 250,000</b>	<b>\$ 250,000</b>	<b>\$ -</b>	<b>\$ -</b>	<b>\$ -</b>	<b>\$ 500,000</b>

**How will this improve our service level and efficiency?**

The Department is required by several state and federal standards to provide self-contained breathing apparatus for firefighting personnel. By updating our equipment, we will be able to reduce staff time, and the expense of maintaining our current breathing apparatus, while providing firefighters with respiratory protection meeting the most current NFPA standards.

**CITY OF WAUKESHA, WISCONSIN**  
**EQUIPMENT REPLACEMENT FUND EXPENDITURE**  
 Budget Year: 2018 - 2022

Department: Fire Department  
 Dept. Head: Steve Howard  
 Project Contact: Steve Howard

Description of Expenditure:	Fire Station Security Camera System
Addition or Replacement:	Replacement
Initial Cost	\$ 55,875
Anticipated Annual Maintenance Cost/Cost of Operation	\$ 500
Maintenance Cost Over 5 years	\$ 2,500
<b>TOTAL INVESTMENT</b>	<b>\$ 58,375</b>
Est. Salvage Value of Former Capital Asset	\$ -
<b>EST. INITIAL INVESTMENT</b>	<b>\$ 55,875</b>

**Justification for Equipment Replacement Fund Expenditure**

The Department is requesting funding to install new digital security cameras at Fire Station #1 to replace obsolete analog recording equipment. The current analog cameras and recording system are no longer fully functional, due to changes in computer operating systems. The recording device is also unable to capture and store video for the required time period established by the State's open record retention laws. The Department is also seeking funding to install a camera system at Fire Station #4. This is the only location operated by the Fire Department that currently does not have security cameras. The installation of cameras at Fire Station #4 will help increase security and accountability. In 2019, the Department is asking to upgrade analog cameras at Fire Stations #2 and #5, to digital cameras. All of these cameras will be on the same operating platform which has been established as a standard for the city.

Fund-Org.-Object-Project	Funding Sources	FY '18	FY '19	FY '20	FY '21	FY '22	Total
0420-2242-49110	10 year GO debt	\$ 37,165	\$ 18,710	\$ -	\$ -	\$ -	\$ 55,875
	<b>Total</b>	<b>\$ 37,165</b>	<b>\$ 18,710</b>	<b>\$ -</b>	<b>\$ -</b>	<b>\$ -</b>	<b>\$ 55,875</b>

Fund-Org.-Object-Project	Expenditures	FY '18	FY '19	FY '20	FY '21	FY '22	Total
0420-2242-68220	FS-1	\$ 25,865	\$ -	\$ -	\$ -	\$ -	\$ 25,865
0420-2242-68220	FS-2	\$ -	\$ 7,160	\$ -	\$ -	\$ -	\$ 7,160
0420-2242-68220	FS-4	\$ 11,300	\$ -	\$ -	\$ -	\$ -	\$ 11,300
0420-2242-68220	FS-5	\$ -	\$ 11,550	\$ -	\$ -	\$ -	\$ 11,550
	<b>Total</b>	<b>\$ 37,165</b>	<b>\$ 18,710</b>	<b>\$ -</b>	<b>\$ -</b>	<b>\$ -</b>	<b>\$ 55,875</b>

**How will this improve our service level and efficiency?**

The replacement of this equipment will allow the Department to comply with open records requirements and allow all of the video feeds from our cameras to be viewable by the Police Department. Past video images from our camera systems have been used for accident investigations, internal investigations, and to assist law enforcement with criminal and civil investigations.

**CITY OF WAUKESHA, WISCONSIN**  
**EQUIPMENT REPLACEMENT FUND EXPENDITURE**  
 Budget Year: 2018 - 2022

Department: Fire Department  
 Dept. Head: Steve Howard  
 Project Contact: Joe Hoffman

Description of Expenditure:	Wireless Headsets & Back Up Cameras
Addition or Replacement:	Addition
Initial Cost	\$ 34,500
Anticipated Annual Maintenance Cost/Cost of Operation	\$ 300
Maintenance Cost Over 5 years	\$ 1,500
<b>TOTAL INVESTMENT</b>	<b>\$ 36,000</b>
Est. Salvage Value of Former Capital Asset	\$ -
<b>EST. INITIAL INVESTMENT</b>	<b>\$ 34,500</b>

**Justification for Equipment Replacement Fund Expenditure**

The Department is proposing to add back up cameras to all Engines, Ladders and Ambulances and to add Headsets to all front line Engines and Ladders, for increased Safety and to take advantage of the advancements that have come in the industry. The Department has experienced greater efficiency and safety with the addition of back up cameras to Ladder 2. The cameras allow for our personnel acting as ground guides to communicate with the personnel inside the cab. The headsets have allowed our personnel to communicate en route to incidents and more easily hear radio communications/ orders en route to calls or to point out what personnel see as a way for adding those extra eyes and ears to incident.

Fund-Org.-Object-Project	Funding Sources	FY '18	FY '19	FY '20	FY '21	FY '22	Total
0420-2242-49110	10 year GO debt	\$ -	\$ 34,500	\$ -	\$ -	\$ -	\$ 34,500
<b>Total</b>		<b>\$ -</b>	<b>\$ 34,500</b>	<b>\$ -</b>	<b>\$ -</b>	<b>\$ -</b>	<b>\$ 34,500</b>

Fund-Org.-Object-Project	Expenditures	FY '18	FY '19	FY '20	FY '21	FY '22	Total
0420-2242-68290	Cameras Eng. & Ladder	\$ -	\$ 6,000	\$ -	\$ -	\$ -	\$ 6,000
0420-2242-68290	Cameras Ambulances	\$ -	\$ 7,000	\$ -	\$ -	\$ -	\$ 7,000
0420-2242-68290	Intercom for Engines	\$ -	\$ 15,000	\$ -	\$ -	\$ -	\$ 15,000
0420-2242-68290	Upgrade ladder Comm.	\$ -	\$ 4,500	\$ -	\$ -	\$ -	\$ 4,500
0420-2242-68290	Installation	\$ -	\$ 2,000	\$ -	\$ -	\$ -	\$ 2,000
<b>Total</b>		<b>\$ -</b>	<b>\$ 34,500</b>	<b>\$ -</b>	<b>\$ -</b>	<b>\$ -</b>	<b>\$ 34,500</b>

**How will this improve our service level and efficiency?**

This will improve safety and communications for all of our apparatus when traveling in reverse and when utilizing our apparatus responding to incidents and during routine transportation around the city.

**CITY OF WAUKESHA, WISCONSIN**  
**EQUIPMENT REPLACEMENT FUND EXPENDITURE**  
 Budget Year: 2018 - 2022

Department: Fire Department  
 Dept. Head: Steve Howard  
 Project Contact: Mark Sweet

Description of Expenditure:	Mobile Ultrasound Equipment
Addition or Replacement:	Addition
Initial Cost	\$ 60,000
Anticipated Annual Maintenance Cost/Cost of Operation	\$ 2,000
Maintenance Cost Over 5 years	\$ 10,000
<b>TOTAL INVESTMENT</b>	<b>\$ 70,000</b>
Est. Salvage Value of Former Capital Asset	\$ -
<b>EST. INITIAL INVESTMENT</b>	<b>\$ 60,000</b>

**Justification for Equipment Replacement Fund Expenditure**

The Department is creating a budget request for 2019 as a placeholder for the purchase of ultrasound equipment to be used in the field to assist paramedics in the diagnosis of both critically ill patients and trauma patients. Portable ultrasound equipment used by paramedics is gaining popularity throughout the nation. The Department has created this request as a placeholder while the Department's Medical Director and staff evaluate the benefits and costs of obtaining this equipment.

Prehospital ultrasound is a form of medical imaging that is portable, non-invasive, painless, and does not expose the patient to ionizing radiation. With proper training and education, prehospital providers can use ultrasound to obtain immediate anatomical, diagnostic, and functional information on their patients.

Prehospital ultrasound is able to assist in diagnosis of both critically ill patients and trauma patients that can increase positive outcomes by early detection. It has been proven to diagnose multiple process including causes of shortness of breath, OB emergencies, fracture evaluation, cardiac evaluation and resuscitation. It can also assist in guided needle procedures like difficult IV insertion, thoracentesis and pericardialcentesis increasing success of proper placement. They are currently blind with using only anatomical landmarks. Ultrasound can be used to confirm placements of endotracheal tubes and nasogastric tubes.

The dual probe will allow us to maximize the potential of prehospital ultrasound. The request for 5 units is to have one on every front-line ambulance.

Fund-Org.-Object-Project	Funding Sources	FY '18	FY '19	FY '20	FY '21	FY '22	Total
0420-2242-49110	10 year GO Debt	\$ -	\$ 60,000		\$ -	\$ -	\$ 60,000
	<b>Total</b>	<b>\$ -</b>	<b>\$ 60,000</b>	<b>\$ -</b>	<b>\$ -</b>	<b>\$ -</b>	<b>\$ 60,000</b>

Fund-Org.-Object-Project	Expenditures	FY '18	FY '19	FY '20	FY '21	FY '22	Total
0420-2242-68290	Mobile Ultrasound	\$ -	\$ 60,000	\$ -	\$ -	\$ -	\$ 60,000
	<b>Total</b>	<b>\$ -</b>	<b>\$ 60,000</b>	<b>\$ -</b>	<b>\$ -</b>	<b>\$ -</b>	<b>\$ 60,000</b>

**How will this improve our service level and efficiency?**

The Department is creating a budget request for 2019 as a placeholder for the purchase of ultrasound equipment to be used in the field to assist paramedics in the diagnosis of both critically ill patients and trauma patients. Portable ultrasound equipment used by paramedics is gaining popularity throughout the nation. The Department has created this request as a placeholder while the Department's Medical Director and staff evaluate the benefits and costs of obtaining this equipment.

**CITY OF WAUKESHA, WISCONSIN**  
**EQUIPMENT REPLACEMENT FUND EXPENDITURE**  
 Budget Year: 2018 - 2022

Department: Fire Department  
 Dept. Head: Steve Howard  
 Project Contact: Joe Hoffman

Description of Expenditure:	Fire Suppression Equipment
Addition or Replacement:	Replacement
Initial Cost	\$ 60,000
Anticipated Annual Maintenance Cost/Cost of Operation	\$ 500
Maintenance Cost Over 5 years	\$ 2,500
<b>TOTAL INVESTMENT</b>	<b>\$ 62,500</b>
Est. Salvage Value of Former Capital Asset	\$ -
<b>EST. INITIAL INVESTMENT</b>	<b>\$ 60,000</b>

**Justification for Equipment Replacement Fund Expenditure**

As a placeholder, the Department has identified the potential need to update and/or replace nozzles, ventilation fans and rescue equipment in 2019. This project is in the preliminary planning phases; however, it has been identified that the expenditure will exceed \$10,000 and will have a service life beyond 10 years. The project will be updated as future budgets are developed and is based on preliminary cost estimates. Maintenance for this equipment is part of the current operating budget.

Fund-Org.-Object-Project	Funding Sources	FY '18	FY '19	FY '20	FY '21	FY '22	Total
0420-2242-49110	10 year GO Debt	\$ -	\$ 60,000	\$ -	\$ -	\$ -	\$ 60,000
	<b>Total</b>	\$ -	\$ 60,000	\$ -	\$ -	\$ -	\$ 60,000

Fund-Org.-Object-Project	Expenditures	FY '18	FY '19	FY '20	FY '21	FY '22	Total
0420-2242-68290	Nozzles	\$ -	\$ 25,000	\$ -	\$ -	\$ -	\$ 25,000
0420-2242-68290	Fans	\$ -	\$ 10,000	\$ -	\$ -	\$ -	\$ 10,000
0420-2242-68290	Rescue Equipment	\$ -	\$ 10,000	\$ -	\$ -	\$ -	\$ 10,000
0420-2242-68290	Hose	\$ -	\$ 15,000	\$ -	\$ -	\$ -	\$ 15,000
	<b>Total</b>	\$ -	\$ 60,000	\$ -	\$ -	\$ -	\$ 60,000

**How will this improve our service level and efficiency?**

The funding of this project will ensure that the Department has up-to-date equipment to help us effectively and efficiently deal with fire and rescue emergencies.



**CITY OF WAUKESHA, WISCONSIN  
EQUIPMENT REPLACEMENT FUND EXPENDITURE**

Budget Year: 2018 - 2022

Department: Fire Department  
Dept. Head: Steve Howard  
Project Contact: Steve Howard

Description of Expenditure:	Standpipe/High-Rise Kits
Addition or Replacement:	Replacement
Initial Cost	\$ 16,500
Anticipated Annual Maintenance Cost/Cost of Operation	\$ 100
Maintenance Cost Over 5 years	\$ 500
<b>TOTAL INVESTMENT</b>	<b>\$ 17,000</b>
Est. Salvage Value of Former Capital Asset	\$ -
<b>EST. INITIAL INVESTMENT</b>	<b>\$ 16,500</b>

**Justification for Equipment Replacement Fund Expenditure**

Throughout the country and in southeastern Wisconsin, Fire Departments have been reviewing and modifying the equipment used to fight fires in high rise buildings and buildings having standpipe systems, which allow the Fire Department to connect to a water supply inside the building for firefighting purposes. The Department is requesting funding to purchase eight (8) kits to be placed on all fire apparatus. The kits include 2-1/2" hose, nozzles, valves and other miscellaneous equipment. The kit contains a hose load based on a proven design by the Denver Fire Department and is commonly used throughout the country. The purchase of this equipment will further enhance our compatibility with other Fire Departments that may be called upon through mutual aid/MABAS.

Fund-Org.-Object-Project	Funding Sources	FY '18	FY '19	FY '20	FY '21	FY '22	Total
0420-2242-49110	10 year GO debt	\$ -	\$ -	\$ 16,500	\$ -	\$ -	\$ 16,500
	<b>Total</b>	\$ -	\$ -	\$ 16,500	\$ -	\$ -	\$ 16,500

Fund-Org.-Object-Project	Expenditures	FY '18	FY '19	FY '20	FY '21	FY '22	Total
0420-2242-68290	Hose	\$ -	\$ -	\$ 5,200	\$ -	\$ -	\$ 5,200
0420-2242-68290	Nozzels	\$ -	\$ -	\$ 4,400	\$ -	\$ -	\$ 4,400
0420-2242-68290	Other Equipment	\$ -	\$ -	\$ 6,900	\$ -	\$ -	\$ 6,900
	<b>Total</b>	\$ -	\$ -	\$ 16,500	\$ -	\$ -	\$ 16,500

**How will this improve our service level and efficiency?**

The purchase of this equipment will provide the Department with the tools to improve our ability to better fight fires in large commercial and high rise buildings, such as Waukesha Memorial Hospital. This will be similar to equipment carried by Fire Departments in the area and is based on current tactics and lessons learned by Fire Departments throughout the country.

**CITY OF WAUKESHA, WISCONSIN**  
**EQUIPMENT REPLACEMENT FUND EXPENDITURE**  
 Budget Year: 2018 - 2022

Department: Fire Department  
 Dept. Head: Steve Howard  
 Project Contact: Mark Sweet

Description of Expenditure:	Automatic External Defibrillator (AED)
Addition or Replacement:	Replacement
Initial Cost	\$ 28,000
Anticipated Annual Maintenance Cost/Cost of Operation	\$ 350
Maintenance Cost Over 5 years	\$ 1,750
<b>TOTAL INVESTMENT</b>	<b>\$ 29,750</b>
Est. Salvage Value of Former Capital Asset	\$ -
<b>EST. INITIAL INVESTMENT</b>	<b>\$ 28,000</b>

**Justification for Equipment Replacement Fund Expenditure**

This project is being entered as a placeholder to update and replace existing automatic defibrillators within the City of Waukesha Fire Department, and public access defibrillators located in many of our public buildings. Our current cache of defibrillators is being maintained by the Fire Department through EMS operating funds. As part of the ongoing preventive maintenance, the need to upgrade is due to the age of the devices. Based on the current America Heart protocols and the condition of the existing defibrillators the project is being shifted from 2018 to 2020.

Fund-Org.-Object-Project	Funding Sources	FY '18	FY '19	FY '20	FY '21	FY '22	Total
0420-2242-49110	10 year GO Debt	\$ -	\$ -	\$ 28,000	\$ -	\$ -	\$ 28,000
	<b>Total</b>	<b>\$ -</b>	<b>\$ -</b>	<b>\$ 28,000</b>	<b>\$ -</b>	<b>\$ -</b>	<b>\$ 28,000</b>

Fund-Org.-Object-Project	Expenditures	FY '18	FY '19	FY '20	FY '21	FY '22	Total
0420-2242-68290	AED purchase	\$ -	\$ -	\$ 28,000	\$ -	\$ -	\$ 28,000
	<b>Total</b>	<b>\$ -</b>	<b>\$ -</b>	<b>\$ 28,000</b>	<b>\$ -</b>	<b>\$ -</b>	<b>\$ 28,000</b>

**How will this improve our service level and efficiency?**

The funding of this project will allow the Department to ensure the City has automatic external defibrillator devices, meeting National Heart standards, and will replace the dated devices that are beyond their service life.

**CITY OF WAUKESHA, WISCONSIN**  
**EQUIPMENT REPLACEMENT FUND EXPENDITURE**  
 Budget Year: 2018 - 2022

Department: Fire Department  
 Dept. Head: Steve Howard  
 Project Contact: Joe Hoffman

Description of Expenditure:	City-Wide Radio Replacement
Addition or Replacement:	Replacement
Initial Cost	\$ 600,000
Anticipated Annual Maintenance Cost/Cost of Operation	\$ 15,000
Maintenance Cost Over 5 years	\$ 75,000
<b>TOTAL INVESTMENT</b>	<b>\$ 675,000</b>
Est. Salvage Value of Former Capital Asset	\$ -
<b>EST. INITIAL INVESTMENT</b>	<b>\$ 600,000</b>

**Justification for Equipment Replacement Fund Expenditure**

Over the 2014, 2015 and 2016 budget periods, the City of Waukesha has been participating in a county-wide radio system update. As part of this project, about 30% of the City's radios were purchased and updated to work on the new digital system. The remaining percentage of the radios received software upgrades, allowing them to function on the new system. In 2020, these radios will be at the end of their service life and will need to be replaced.

Fund-Org.-Object-Project	Funding Sources	FY '18	FY '19	FY '20	FY '21	FY '22	Total
0420-2225-49110	10 year GO Debt	\$ -	\$ -	\$ 600,000	\$ -	\$ -	\$ 600,000
	<b>Total</b>	<b>\$ -</b>	<b>\$ -</b>	<b>\$ 600,000</b>	<b>\$ -</b>	<b>\$ -</b>	<b>\$ 600,000</b>

Fund-Org.-Object-Project	Expenditures	FY '18	FY '19	FY '20	FY '21	FY '22	Total
0420-2225-68190	Radio Purchase	\$ -	\$ -	\$ 525,000	\$ -	\$ -	\$ 525,000
0420-2225-68190	Programming	\$ -	\$ -	\$ 50,000	\$ -	\$ -	\$ 50,000
0420-2225-68190	Installation	\$ -	\$ -	\$ 25,000	\$ -	\$ -	\$ 25,000
	<b>Total</b>	<b>\$ -</b>	<b>\$ -</b>	<b>\$ 600,000</b>	<b>\$ -</b>	<b>\$ -</b>	<b>\$ 600,000</b>

**How will this improve our service level and efficiency?**

The City of Waukesha has been a constant participant in the Waukesha County radio system, that has been expanded to include Milwaukee County. By sharing the costs of this critical infrastructure, the City has been able to save a considerable amount of money versus maintaining and operating our own system. This project will provide all departments with critical communication equipment, used on a daily basis by Public Safety, Public Works, Engineering, Transit and the Waukesha Water Utility to provide service to the community.

**CITY OF WAUKESHA, WISCONSIN**  
**EQUIPMENT REPLACEMENT FUND EXPENDITURE**  
 Budget Year: 2018 - 2022

**Department:** Fire Department  
**Dept. Head:** Steve Howard  
**Project Contact:** Dennis Graff

Description of Expenditure:	Classroom Technology/Equipment
Addition or Replacement:	Replacement
Initial Cost	\$ 20,000
Anticipated Annual Maintenance Cost/Cost of Operation	\$ 500
Maintenance Cost Over 5 years	\$ 2,500
<b>TOTAL INVESTMENT</b>	<b>\$ 22,500</b>
Est. Salvage Value of Former Capital Asset	\$ -
<b>EST. INITIAL INVESTMENT</b>	<b>\$ 20,000</b>

**Justification for Equipment Replacement Fund Expenditure**

For planning purposes, the Department has identified an anticipated need to update the technology used in our classrooms and meeting rooms throughout our facilities. This equipment is an integral part of our daily meetings and is used to meet state and federal-mandated training requirements.

Fund-Org.-Object-Project	Funding Sources	FY '18	FY '19	FY '20	FY '21	FY '22	Total
0400-2224-42210	State Shared Rev.	\$ -	\$ -	\$ 20,000	\$ -	\$ -	\$ 20,000
	<b>Total</b>	<b>\$ -</b>	<b>\$ -</b>	<b>\$ 20,000</b>	<b>\$ -</b>	<b>\$ -</b>	<b>\$ 20,000</b>

Fund-Org.-Object-Project	Expenditures	FY '18	FY '19	FY '20	FY '21	FY '22	Total
0400-2224-68160	Equipment	\$ -	\$ -	\$ 17,500	\$ -	\$ -	\$ 17,500
0400-2224-68160	Installation	\$ -	\$ -	\$ 2,500	\$ -	\$ -	\$ 2,500
	<b>Total</b>	<b>\$ -</b>	<b>\$ -</b>	<b>\$ 20,000</b>	<b>\$ -</b>	<b>\$ -</b>	<b>\$ 20,000</b>

**How will this improve our service level and efficiency?**

The replacement of this existing equipment will ensure training requirements and objectives can be met, while allowing fire personnel to remain within their assigned fire stations and response areas, allowing them to respond to emergencies in timeframes meeting our response goals.

**CITY OF WAUKESHA, WISCONSIN**  
**EQUIPMENT REPLACEMENT FUND EXPENDITURE**  
 Budget Year: 2018 - 2022

Department: Fire Department  
 Dept. Head: Steve Howard  
 Project Contact: Jim Haakenson

Description of Expenditure: Breathing Air Compressor Replacement

Addition or Replacement: Replacement

Initial Cost	\$ 100,000
Anticipated Annual Maintenance Cost/Cost of Operation	\$ 3,000
Maintenance Cost Over 5 years	\$ 15,000

TOTAL INVESTMENT \$ 115,000

Est. Salvage Value of Former Capital Asset \$ 5,000

EST. INITIAL INVESTMENT \$ 95,000

**Justification for Equipment Replacement Fund Expenditure**

For planning purposes, the Department has identified the need to replace our existing SCBA breathing air compressor and associated filling station that is used to refill our self-contained breathing apparatus. In 2020, our existing system will be approximately 30 years old and near the end of its service life. This critical piece of infrastructure is being carefully maintained and monitored. The project may be adjusted based on our experience that includes maintenance costs, availability of parts, repair costs and downtime.

Fund-Org.-Object-Project	Funding Sources	FY '18	FY '19	FY '20	FY '21	FY '22	Total
0420-2242-49110	10 year GO Debt	\$ -	\$ -	\$ 95,000	\$ -	\$ -	\$ 95,000
0420-2242-48330	Sale of City Property	\$ -	\$ -	\$ 5,000	\$ -	\$ -	\$ 5,000
	<b>Total</b>	\$ -	\$ -	\$ 100,000	\$ -	\$ -	\$ 100,000

Fund-Org.-Object-Project	Expenditures	FY '18	FY '19	FY '20	FY '21	FY '22	Total
0420-2242-68290	Compressor	\$ -	\$ -	\$ 90,000	\$ -	\$ -	\$ 90,000
0420-2242-68290	Installation	\$ -	\$ -	\$ 10,000	\$ -	\$ -	\$ 10,000
	<b>Total</b>	\$ -	\$ -	\$ 100,000	\$ -	\$ -	\$ 100,000

**How will this improve our service level and efficiency?**

By funding this project, the Department will be able to replace a critical piece of infrastructure that is needed to respond to fire and hazardous materials emergencies within our community.

**CITY OF WAUKESHA, WISCONSIN**  
**EQUIPMENT REPLACEMENT FUND EXPENDITURE**  
 Budget Year: 2018 - 2022

Department: Fire Department  
 Dept. Head: Steve Howard  
 Project Contact: Dennis Graff

Description of Expenditure:	Forcible Entry Training Props
Addition or Replacement:	Addition
Initial Cost	\$ 15,000
Anticipated Annual Maintenance Cost/Cost of Operation	\$ 150
Maintenance Cost Over 5 years	\$ 750
<b>TOTAL INVESTMENT</b>	<b>\$ 15,750</b>
Est. Salvage Value of Former Capital Asset	\$ -
<b>EST. INITIAL INVESTMENT</b>	<b>\$ 15,000</b>

**Justification for Equipment Replacement Fund Expenditure**

The Department is requesting that a placeholder be created in 2021 for the purchase of forcible entry training props. Forcibly entering buildings is an essential skill for all firefighters. It is very difficult to master the techniques without adequate training props that allow firefighters to practice destructive techniques to enter doors and building openings for all types of construction.

The Department is seeking funds to replace its existing prop, which will be well beyond its service life in 2021. The props being specified will reduce our consumable material costs for forcible entry training and will allow Fire Department personnel to practice techniques that are not possible with our current equipment.

Fund-Obj-Project	Funding Sources	FY '18	FY '19	FY '20	FY '21	FY '22	Total
0420-2242-49110	10 year GO debt	\$ -	\$ -	\$ -	\$ 15,000	\$ -	\$ 15,000
	<b>Total</b>	<b>\$ -</b>	<b>\$ -</b>	<b>\$ -</b>	<b>\$ 15,000</b>	<b>\$ -</b>	<b>\$ 15,000</b>

Fund-Obj-Project	Expenditures	FY '18	FY '19	FY '20	FY '21	FY '22	Total
0420-2242-68290	Training Props	\$ -	\$ -	\$ -	\$ 15,000	\$ -	\$ 15,000
	<b>Total</b>	<b>\$ -</b>	<b>\$ -</b>	<b>\$ -</b>	<b>\$ 15,000</b>	<b>\$ -</b>	<b>\$ 15,000</b>

**How will this improve our service level and efficiency?**

The addition of these props will reduce our consumable expenses and ensure that fire personnel can effectively and efficiently enter all structures within our community for rescue and fire suppression operations.

**CITY OF WAUKESHA, WISCONSIN**  
**EQUIPMENT REPLACEMENT FUND EXPENDITURE**  
 Budget Year: 2018 - 2022

Department: Fire Department  
 Dept. Head: Steve Howard  
 Project Contact: Joe Hoffman

Description of Expenditure: Replacement of 3-Inch Fire Hose

Addition or Replacement: Replacement

Initial Cost	\$ 20,000
Anticipated Annual Maintenance Cost/Cost of Operation	\$ 200
Maintenance Cost Over 5 years	\$ 1,000

TOTAL INVESTMENT \$ 21,000

Est. Salvage Value of Former Capital Asset \$ -

EST. INITIAL INVESTMENT \$ 20,000

**Justification for Equipment Replacement Fund Expenditure**

For planning purposes, the Department is forecasting an expenditure to replace 80 sections of 3-inch fire hose. The Fire Department is required by NFPA Standards and the Wisconsin Department of Public Safety to follow a testing and maintenance program for fire hose. On an annual basis, all fire hose is pressure tested, inspected and inventoried. As part of this ongoing program, we have identified a future need to replace our 3-inch hose that is carried on our fire engines and ladder trucks. Currently, all of our 3-inch hose is over 30 years old and is at the end of its service life.

Fund-Obj-Project	Funding Sources	FY '18	FY '19	FY '20	FY '21	FY '22	Total
0420-2242-49110	10 year GO debt	\$ -	\$ -	\$ -	\$ 20,000	\$ -	\$ 20,000
	<b>Total</b>	\$ -	\$ -	\$ -	\$ 20,000	\$ -	\$ 20,000

Fund-Obj-Project	Expenditures	FY '18	FY '19	FY '20	FY '21	FY '22	Total
0420-2242-68290	Hose	\$ -	\$ -	\$ -	\$ 20,000	\$ -	\$ 20,000
	<b>Total</b>	\$ -	\$ -	\$ -	\$ 20,000	\$ -	\$ 20,000

**How will this improve our service level and efficiency?**

This expenditure is being planned to maintain the City of Waukesha Fire Department's fire suppression capabilities. The Department is required to have a minimum amount of hose through NFPA Standards and other applicable standards.

**CITY OF WAUKESHA, WISCONSIN  
EQUIPMENT REPLACEMENT FUND EXPENDITURE**

Budget Year: 2018 - 2022

Department: Fire Department  
Dept. Head: Steve Howard  
Project Contact: Marh Sweet

Description of Expenditure: Replacement of Stair Chairs

Addition or Replacement: Replacement

Initial Cost	\$ 60,375
Anticipated Annual Maintenance Cost/Cost of Operation	\$ 1,400
Maintenance Cost Over 5 years	\$ 7,000

TOTAL INVESTMENT \$ 67,375

Est. Salvage Value of Former Capital Asset \$ -

EST. INITIAL INVESTMENT \$ 60,375

**Justification for Equipment Replacement Fund Expenditure**

The Department currently utilizes Striker stair chairs on all seven ambulances allowing Fire Department personnel to safely move patients up and down stairs. Our current chairs have a track system that allows patients to be moved in a safe and efficient manner. These chairs were originally purchased in 2006. Our current models work well, however, the track system only allows the transfer of a patient down a set of stairs, not up. New technology has been developed that includes a power system allowing the patient to be moved on the tracks up and down stairs. Based on the age of our current chairs and the new technology now available, the Department is planning to replace all seven chairs in 2022.

Fund-Obj-Project	Funding Sources	FY '18	FY '19	FY '20	FY '21	FY '22	Total
0420-2242-49110	10 year GO debt	\$ -	\$ -	\$ -	\$ -	\$ 60,375	\$ 60,375
	<b>Total</b>	\$ -	\$ -	\$ -	\$ -	\$ 60,375	\$ 60,375

Fund-Obj-Project	Expenditures	FY '18	FY '19	FY '20	FY '21	FY '22	Total
0420-2242-68290	Stair Chair	\$ -	\$ -	\$ -	\$ -	\$ 60,375	\$ 60,375
	<b>Total</b>	\$ -	\$ -	\$ -	\$ -	\$ 60,375	\$ 60,375

**How will this improve our service level and efficiency?**

With the ability to transfer patients up a flight stairs using power tracks, this product will enable patient movement in a safer and efficient manner. The use of power tracks to move a patient up stairs reduces the chance of injury to Fire Department personnel and is safer for our patients. With the new technology, the stair chair will remain in contact with the surface of the stair at all times, reducing the possibility of injury.



**CITY OF WAUKESHA, WISCONSIN**  
**EQUIPMENT REPLACEMENT FUND EXPENDITURE**  
 Budget Year: 2018 - 2022

Department: Fire Department  
 Dept. Head: Steve Howard  
 Project Contact: Dennis Graff

Description of Expenditure:	Replacement of Elliptical Trainers/Stairmill Cardiovascular Equipment
Addition or Replacement:	Replacement
Initial Cost	\$ 42,300
Anticipated Annual Maintenance Cost/Cost of Operation	\$ 400
Maintenance Cost Over 5 years	\$ 2,000
<b>TOTAL INVESTMENT</b>	<b>\$ 44,300</b>
Est. Salvage Value of Former Capital Asset	\$ -
<b>EST. INITIAL INVESTMENT</b>	<b>\$ 42,300</b>

**Justification for Equipment Replacement Fund Expenditure**

In 2022, the Department is projecting the need to replace our existing cardiovascular fitness equipment. The current equipment in our fire stations was obtained through the Wellness Fire Act Grant that provided the City with funding to implement an annual medical exam for all Fire Department personnel, update immunizations and purchase fitness equipment as part of the Department's wellness program.

The equipment being replaced was originally purchased in 2002 and will be 20 years old at the time of replacement. All of the Department's fitness equipment is maintained on an annual basis. This item is being created based on our current service experience and input from our preventive maintenance contractor.

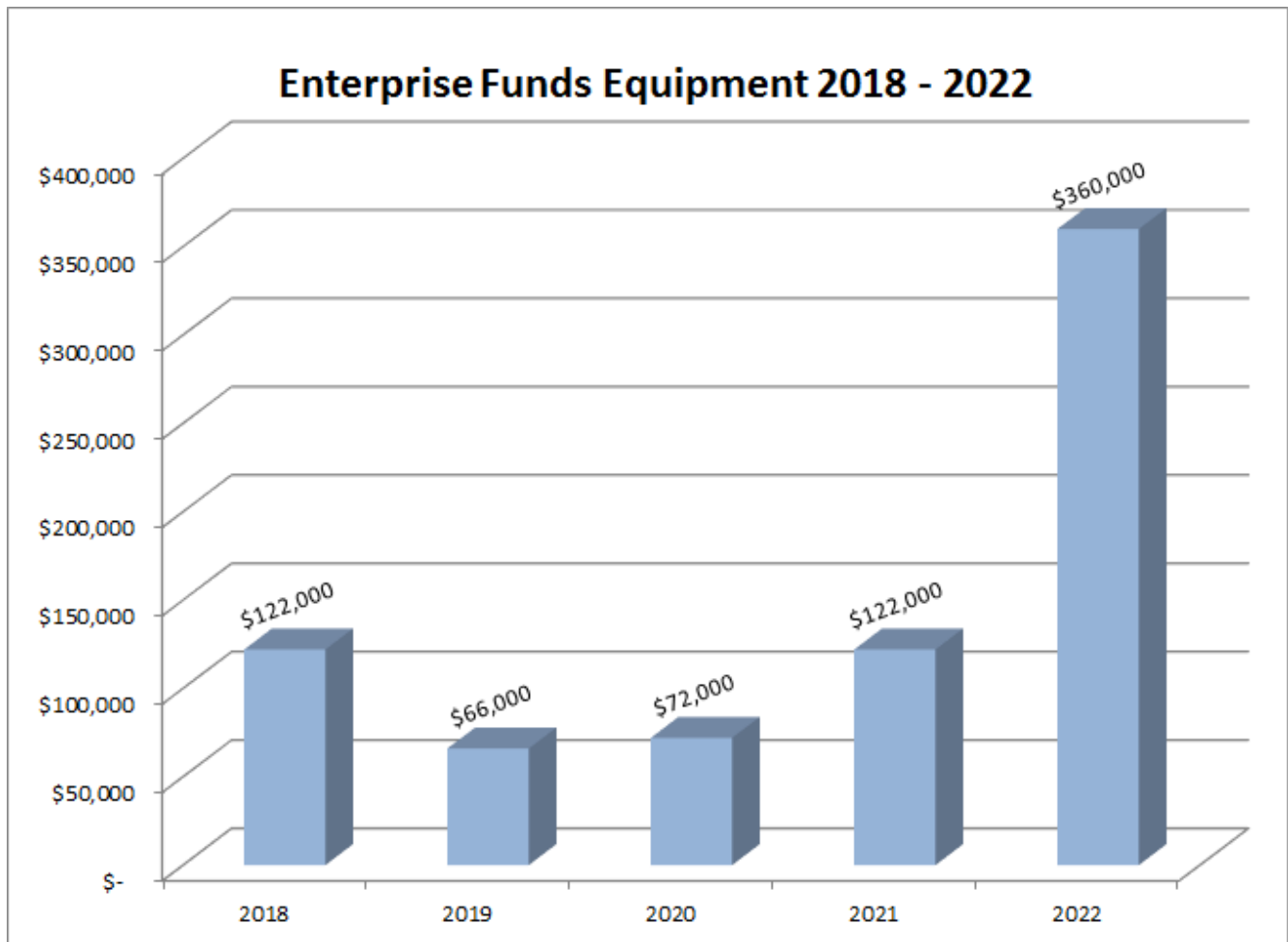
Fund-Org.-Object-Project	Funding Sources	FY '18	FY '19	FY '20	FY '21	FY '22	Total
0420-2242-49110	10 year GO debt	\$ -	\$ -	\$ -	\$ -	\$ 42,300	\$ 42,300
	<b>Total</b>	<b>\$ -</b>	<b>\$ -</b>	<b>\$ -</b>	<b>\$ -</b>	<b>\$ 42,300</b>	<b>\$ 42,300</b>

Fund-Org.-Object-Project	Expenditures	FY '18	FY '19	FY '20	FY '21	FY '22	Total
0420-2242-68290	Elliptical Trainers	\$ -	\$ -	\$ -	\$ -	\$ 27,500	\$ 27,500
0420-2242-68290	Stairmill	\$ -	\$ -	\$ -	\$ -	\$ 14,800	\$ 14,800
	<b>Total</b>	<b>\$ -</b>	<b>\$ -</b>	<b>\$ -</b>	<b>\$ -</b>	<b>\$ 42,300</b>	<b>\$ 42,300</b>

**How will this improve our service level and efficiency?**

The Fire Department's wellness program has reduced the number and severity of injuries experienced by our personnel. The replacement of this equipment will ensure that Fire Department personnel have safe fitness equipment to conduct cardiovascular exercises that are essential to being physically capable of performing firefighting activities.

# ENTERPRISE FUNDS EQUIPMENT REPLACEMENT



**CITY OF WAUKESHA, WISCONSIN  
EQUIPMENT REPLACEMENT FUND EXPENDITURE**

Budget Year: 2018 - 2022

Department: WWTP  
Dept. Head: Fred Abadi  
Project Contact: Fred Abadi/Jeff Harenda

Description of Expenditure:	Storm Water Station Pumps / Controls
Addition or Replacement:	Replacement
Initial Cost	\$ 40,000
Anticipated Annual Maintenance Cost/Cost of Operation	\$ -
Maintenance Cost Over 5 years	\$ -
<b>TOTAL INVESTMENT</b>	<b>\$ 40,000</b>
Est. Salvage Value of Former Capital Asset	\$ -
<b>EST. INITIAL INVESTMENT</b>	<b>\$ 40,000</b>

**Justification for Equipment Replacement Fund Expenditure**

This is a storm water pump station at the Waste Water plant that was originally installed in 1971. This year, we retro-fitted this pump station with a spare portable pump we had on hand to keep it operational. We would like to renovate this station with two new dedicated pumps, and new electrical controls. Once the new storm water detention ponds are complete, this station will pump the overflow to the river.

Fund-Org.-Object-Project	Funding Sources	FY '18	FY '19	FY '20	FY '21	FY '22	Total
General WWTP Revenue	Operating Budget	\$ 40,000	\$ -	\$ -	\$ -	\$ -	\$ 40,000
	<b>Total</b>	<b>\$ 40,000</b>	<b>\$ -</b>	<b>\$ -</b>	<b>\$ -</b>	<b>\$ -</b>	<b>\$ 40,000</b>

Fund-Org.-Object-Project	Expenditures	FY '18	FY '19	FY '20	FY '21	FY '22	Total
0603-7388-52510	Storm Water Equip.	\$ 32,000	\$ -	\$ -	\$ -	\$ -	\$ 32,000
0603-7388-52510	Installation	\$ 8,000	\$ -	\$ -	\$ -	\$ -	\$ 8,000
	<b>Total</b>	<b>\$ 40,000</b>	<b>\$ -</b>	<b>\$ -</b>	<b>\$ -</b>	<b>\$ -</b>	<b>\$ 40,000</b>

**How will this improve our service level and efficiency?**

The current upgrade has a new main road going through the low area of the plant, with storm water detention basins on either side. If the detention basins overflow, this pump station will pump the extra water to the river to prevent flooding of the road.

**CITY OF WAUKESHA, WISCONSIN**  
**EQUIPMENT REPLACEMENT FUND EXPENDITURE**  
 Budget Year: 2018 - 2022

Department: WWTP  
 Dept. Head: Fred Abadi  
 Project Contact: Fred Abadi/Jeff Harenda

Description of Expenditure: Replacement of sludge thickener air compressor

Addition or Replacement: Replacement

Initial Cost	\$ 10,000
Anticipated Annual Maintenance Cost/Cost of Operation	\$ 200
Maintenance Cost Over 5 years	\$ 1,000

TOTAL INVESTMENT \$ 11,000

Est. Salvage Value of Former Capital Asset \$ 20

EST. INITIAL INVESTMENT \$ 9,980

**Justification for Equipment Replacement Fund Expenditure**

There are two air compressors for the dissolved air floatation thickener that were installed in 1991. One recently failed and was replaced from our maintenance budget. The other has some life left and we want to plan to replace this unit from our replacement account budget prior to it failing.

Fund-Org.-Object-Project	Funding Sources	FY '18	FY '19	FY '20	FY '21	FY '22	Total
General WWTP Revenue	Operating Budget	\$ 10,000	\$ -	\$ -	\$ -	\$ -	\$ 10,000
	<b>Total</b>	<b>\$ 10,000</b>	<b>\$ -</b>	<b>\$ -</b>	<b>\$ -</b>	<b>\$ -</b>	<b>\$ 10,000</b>

Fund-Org.-Object-Project	Expenditures	FY '18	FY '19	FY '20	FY '21	FY '22	Total
0603-7388-52510	400 Bldg compressor	\$ 10,000	\$ -	\$ -	\$ -	\$ -	\$ 10,000
	<b>Total</b>	<b>\$ 10,000</b>	<b>\$ -</b>	<b>\$ -</b>	<b>\$ -</b>	<b>\$ -</b>	<b>\$ 10,000</b>

**How will this improve our service level and efficiency?**

This will increase reliability, and prevent an urgent repair/replacement in case of failure.

**CITY OF WAUKESHA, WISCONSIN**  
**EQUIPMENT REPLACEMENT FUND EXPENDITURE**  
 Budget Year: 2018 - 2022

Department: WWTP  
 Dept. Head: Fred Abadi  
 Project Contact: Fred Abadi/Jeff Harenda

Description of Expenditure:	Replacement of the Atomic Absorption Spectrophotometer for the Laboratory
Addition or Replacement:	Replacement
Initial Cost	\$ 30,000
Anticipated Annual Maintenance Cost/Cost of Operation	\$ 1,000
Maintenance Cost Over 5 years	\$ 5,000
<b>TOTAL INVESTMENT</b>	<b>\$ 35,000</b>
Est. Salvage Value of Former Capital Asset	\$ -
<b>EST. INITIAL INVESTMENT</b>	<b>\$ 30,000</b>

**Justification for Equipment Replacement Fund Expenditure**

This unit will be 25 years old. Our laboratory is certified for metals analysis and this piece of equipment is used routinely and it will have out lived its useful life.

Fund-Org.-Object-Project	Funding Sources	FY '18	FY '19	FY '20	FY '21	FY '22	Total
General WWTP Revenue	Operating Budget	\$ -	\$ 30,000	\$ -	\$ -	\$ -	\$ 30,000
	<b>Total</b>	\$ -	\$ 30,000	\$ -	\$ -	\$ -	\$ 30,000

Fund-Org.-Object-Project	Expenditures	FY '18	FY '19	FY '20	FY '21	FY '22	Total
0603-7388-52510	AA Spectrophotometer	\$ -	\$ 30,000	\$ -	\$ -	\$ -	\$ 30,000
	<b>Total</b>	\$ -	\$ 30,000	\$ -	\$ -	\$ -	\$ 30,000

**How will this improve our service level and efficiency?**

Current equipment will be easier to service and help maintain our state lab certification.

**CITY OF WAUKESHA, WISCONSIN**  
**EQUIPMENT REPLACEMENT FUND EXPENDITURE**  
 Budget Year: 2018 - 2022

Department: WWTP  
 Dept. Head: Fred Abadi  
 Project Contact: Fred Abadi/Jeff Harenda

Description of Expenditure: Replacement of the Four Primary Sludge Pumps

Addition or Replacement: Replacement

Initial Cost	\$ 50,000
Anticipated Annual Maintenance Cost/Cost of Operation	\$ 500
Maintenance Cost Over 5 years	\$ 2,500

TOTAL INVESTMENT \$ 52,500

Est. Salvage Value of Former Capital Asset \$ 200

EST. INITIAL INVESTMENT \$ 49,800

**Justification for Equipment Replacement Fund Expenditure**

The current pumps were installed in 1999 and the expected life is 20 years. We are seeing wear on the inside of the bodies, and the air cylinders that operate the pumps. The electrical and air controls were upgraded in 2015 along with all the valves. There is one pump per clarifier so it is critical to minimize any down time.

Fund-Org.-Object-Project	Funding Sources	FY '18	FY '19	FY '20	FY '21	FY '22	Total
General WWTP Revenue	Operating Budget	\$ -	\$ -	\$ -	\$ 50,000	\$ -	\$ 50,000
	<b>Total</b>	\$ -	\$ -	\$ -	\$ 50,000	\$ -	\$ 50,000

Fund-Org.-Object-Project	Expenditures	FY '18	FY '19	FY '20	FY '21	FY '22	Total
0603-7388-52510	Primary Sludge Pumps	\$ -	\$ -	\$ -	\$ 50,000	\$ -	\$ 50,000
	<b>Total</b>	\$ -	\$ -	\$ -	\$ 50,000	\$ -	\$ 50,000

**How will this improve our service level and efficiency?**

Reduced downtime keeps our primary sludge pumping consistent which makes for more efficient digestion operations.

**CITY OF WAUKESHA, WISCONSIN  
EQUIPMENT REPLACEMENT FUND EXPENDITURE**

Budget Year: 2018 - 2022

Department: WWTP  
Dept. Head: Fred Abadi  
Project Contact: Fred Abadi/Jeff Harenda

Description of Expenditure: Replacement/rehabilitation of all moving parts for the three bio-solids conveyors in bldg. 440.

Addition or Replacement: Replacement

Initial Cost	\$ 297,000
Anticipated Annual Maintenance Cost/Cost of Operation	\$ 1,000
Maintenance Cost Over 5 years	\$ 5,000

TOTAL INVESTMENT \$ 302,000

Est. Salvage Value of Former Capital Asset \$ 50

EST. INITIAL INVESTMENT \$ 296,950

**Justification for Equipment Replacement Fund Expenditure**

The three bio-solids conveyors were originally installed in 1992. They will be 30 years old and have had regular maintenance and some parts replacement. However for continued reliability a complete rebuild of the moving parts should be done. The quote to completely replace the units in kind was \$905,000, therefore we are recommending only replacing all the moving parts.

Fund-Org.-Object-Project	Funding Sources	FY '18	FY '19	FY '20	FY '21	FY '22	Total
General WWTP Revenue	Operating Budget	\$ -	\$ -	\$ -	\$ -	\$ 297,000	\$ 297,000
	<b>Total</b>	\$ -	\$ -	\$ -	\$ -	\$ 297,000	\$ 297,000

Fund-Org.-Object-Project	Expenditures	FY '18	FY '19	FY '20	FY '21	FY '22	Total
0603-7388-52510	440 bldg conveyors	\$ -	\$ -	\$ -	\$ -	\$ 297,000	\$ 297,000
	<b>Total</b>	\$ -	\$ -	\$ -	\$ -	\$ 297,000	\$ 297,000

**How will this improve our service level and efficiency?**

The conveyors run everyday as they carry bio-solids from the centrifuge to the storage building. All three run in series, if a breakdown occurs on one, we cannot process solids until the conveyor is repaired. The structural framework is in good condition, replacing all the moving parts would assure many more years of reliable operation.

**CITY OF WAUKESHA, WISCONSIN**  
**EQUIPMENT REPLACEMENT FUND EXPENDITURE**  
 Budget Year: 2018 - 2022

Department: IT / Print Shop  
 Dept. Head: Chris Pofahl  
 Project Contact: Greg Vanness

Description of Expenditure:	Printer Replacements
Addition or Replacement:	Replacement
Initial Cost	\$ 72,000
Anticipated Annual Maintenance Cost/Cost of Operation	\$ -
Maintenance Cost Over 5 years	\$ -
<b>TOTAL INVESTMENT</b>	<b>\$ 72,000</b>
Est. Salvage Value of Former Capital Asset	\$ 800
<b>EST. INITIAL INVESTMENT</b>	<b>\$ 71,200</b>

**Justification for Equipment Replacement Fund Expenditure**  
 Planned printer/copier replacements will displace 5 year-old devices. not covered under the managed print service contract. New copiers give the City a lower cost of operation over the older machines that are being replaced. Maintenance is an internal chargeback that Finance budgets for based on usage, which fluctuates on a monthly basis.

Fund-Org.-Object-Project	Funding Sources	FY '18	FY '19	FY '20	FY '21	FY '22	Total
0720-1590-47480	Departmental Charges	\$ 71,200	\$ -	\$ -	\$ -	\$ -	\$ 71,200
0720-1590-48330	Salvage Value	\$ 800	\$ -	\$ -	\$ -	\$ -	\$ 800
	<b>Total</b>	<b>\$ 72,000</b>	<b>\$ -</b>	<b>\$ -</b>	<b>\$ -</b>	<b>\$ -</b>	<b>\$ 72,000</b>

Fund-Org.-Object-Project	Expenditures	FY '18	FY '19	FY '20	FY '21	FY '22	Total
0720-1590-68130	Police - First FL. Cubicle (1) MFP	\$ 9,000	\$ -	\$ -	\$ -	\$ -	\$ 9,000
0720-1590-68130	Municipal Court (1) MFP	\$ 9,000	\$ -	\$ -	\$ -	\$ -	\$ 9,000
0720-1590-68130	Engineering Front Office (1) MFP	\$ 9,000	\$ -	\$ -	\$ -	\$ -	\$ 9,000
0720-1590-68130	City Garage (parts room) (1) MFP	\$ 9,000	\$ -	\$ -	\$ -	\$ -	\$ 9,000
0720-1590-68130	Community Development (1) MFP	\$ 9,000	\$ -	\$ -	\$ -	\$ -	\$ 9,000
0720-1590-68130	City Attorney (1) MFP	\$ 9,000	\$ -	\$ -	\$ -	\$ -	\$ 9,000
0720-1590-68130	Metro Transit (1) MFP	\$ 9,000	\$ -	\$ -	\$ -	\$ -	\$ 9,000
0720-1590-68130	Prairie Home Cemetery (1) MFP	\$ 9,000	\$ -	\$ -	\$ -	\$ -	\$ 9,000
	<b>Total</b>	<b>\$ 72,000</b>	<b>\$ -</b>	<b>\$ -</b>	<b>\$ -</b>	<b>\$ -</b>	<b>\$ 72,000</b>

**How will this improve our service level and efficiency?**  
 A regular replacement schedule keeps staff working efficiently and helps eliminate existing issues with obsolete, old, or failing equipment.



**CITY OF WAUKESHA, WISCONSIN**  
**EQUIPMENT REPLACEMENT FUND EXPENDITURE**  
 Budget Year: 2018 - 2022

Department: IT / Print Shop  
 Dept. Head: Chris Pofahl  
 Project Contact: Greg Vanness

Description of Expenditure: **Printer Replacements**

Addition or Replacement: Replacement

Initial Cost	\$ 36,000
Anticipated Annual Maintenance Cost/Cost of Operation	\$ -
Maintenance Cost Over 5 years	\$ -

**TOTAL INVESTMENT** \$ 36,000

Est. Salvage Value of Former Capital Asset \$ 800

**EST. INITIAL INVESTMENT** \$ 35,200

**Justification for Equipment Replacement Fund Expenditure**

Planned printer/copier replacements will displace 5 year-old devices. not covered under the managed print service contract. New copiers give the City a lower cost of operation over the older machines that are being replaced. Maintenance is an internal chargeback that Finance budgets for based on usage, which fluctuates on a monthly basis.

Fund-Org.-Object-Project	Funding Sources	FY '18	FY '19	FY '20	FY '21	FY '22	Total
0720-1590-47480	Departmental Charges	\$ -	\$ 35,200	\$ -	\$ -	\$ -	\$ 35,200
0720-1590-48330	Salvage Value	\$ -	\$ 800	\$ -	\$ -	\$ -	\$ 800
	<b>Total</b>	\$ -	\$ 36,000	\$ -	\$ -	\$ -	\$ 36,000

Fund-Org.-Object-Project	Expenditures	FY '18	FY '19	FY '20	FY '21	FY '22	Total
0720-1590-68130	PD Copy Room (1) MFP	\$ -	\$ 9,000	\$ -	\$ -	\$ -	\$ 9,000
0720-1590-68130	City Assessor (1) MFP	\$ -	\$ 9,000	\$ -	\$ -	\$ -	\$ 9,000
0720-1590-68130	Eng Plotter	\$ -	\$ 18,000	\$ -	\$ -	\$ -	\$ 18,000
	<b>Total</b>	\$ -	\$ 36,000	\$ -	\$ -	\$ -	\$ 36,000

**How will this improve our service level and efficiency?**

A regular replacement schedule keeps staff working efficiently and helps eliminate existing issues with obsolete, old, or failing equipment.

**CITY OF WAUKESHA, WISCONSIN**  
**EQUIPMENT REPLACEMENT FUND EXPENDITURE**  
 Budget Year: 2018 - 2022

Department: IT / Print Shop  
 Dept. Head: Chris Pofahl  
 Project Contact: Greg Vanness

Description of Expenditure:	Printer Replacements
Addition or Replacement:	Replacement
Initial Cost	\$ 72,000
Anticipated Annual Maintenance Cost/Cost of Operation	\$ -
Maintenance Cost Over 5 years	\$ -
<b>TOTAL INVESTMENT</b>	<b>\$ 72,000</b>
Est. Salvage Value of Former Capital Asset	\$ 800
<b>EST. INITIAL INVESTMENT</b>	<b>\$ 71,200</b>

**Justification for Equipment Replacement Fund Expenditure**  
 Planned printer/copier replacements will displace 5 year-old devices. not covered under the managed print service contract. New copiers give the City a lower cost of operation over the older machines that are being replaced. Maintenance is an internal chargeback that Finance budgets for based on usage, which fluctuates on a monthly basis.

Fund-Org.-Object-Project	Funding Sources	FY '18	FY '19	FY '20	FY '21	FY '22	Total
0720-1590-47480	Departmental Charges	\$ -	\$ -	\$ 71,200	\$ -	\$ -	\$ 71,200
0720-1590-48330	Salvage Value	\$ -	\$ -	\$ 800	\$ -	\$ -	\$ 800
<b>Total</b>		<b>\$ -</b>	<b>\$ -</b>	<b>\$ 72,000</b>	<b>\$ -</b>	<b>\$ -</b>	<b>\$ 72,000</b>

Fund-Org.-Object-Project	Expenditures	FY '18	FY '19	FY '20	FY '21	FY '22	Total
0720-1590-68130	Clerk (1) MFP	\$ -	\$ -	\$ 9,000	\$ -	\$ -	\$ 9,000
0720-1590-68130	Parking Ramp (1) MFP	\$ -	\$ -	\$ 9,000	\$ -	\$ -	\$ 9,000
0720-1590-68130	HR (1) MFP	\$ -	\$ -	\$ 9,000	\$ -	\$ -	\$ 9,000
0720-1590-68130	Park Rec. Back (1) MFP	\$ -	\$ -	\$ 9,000	\$ -	\$ -	\$ 9,000
0720-1590-68130	Engineering (1) MFP	\$ -	\$ -	\$ 9,000	\$ -	\$ -	\$ 9,000
0720-1590-68130	Waste Water (1) MFP	\$ -	\$ -	\$ 9,000	\$ -	\$ -	\$ 9,000
0720-1590-68130	City garage (1) MFP	\$ -	\$ -	\$ 9,000	\$ -	\$ -	\$ 9,000
0720-1590-68130	PD Copy Room (1) MFP	\$ -	\$ -	\$ 9,000	\$ -	\$ -	\$ 9,000
<b>Total</b>		<b>\$ -</b>	<b>\$ -</b>	<b>\$ 72,000</b>	<b>\$ -</b>	<b>\$ -</b>	<b>\$ 72,000</b>

**How will this improve our service level and efficiency?**  
 A regular replacement schedule keeps staff working efficiently and helps eliminate existing issues with obsolete, old, or failing equipment.

**CITY OF WAUKESHA, WISCONSIN**  
**EQUIPMENT REPLACEMENT FUND EXPENDITURE**  
 Budget Year: 2018 - 2022

Department: IT / Print Shop  
 Dept. Head: Chris Pofahl  
 Project Contact: Greg Vanness

Description of Expenditure: **Printer Replacements**

Addition or Replacement: Replacement

Initial Cost	\$ 72,000
Anticipated Annual Maintenance Cost/Cost of Operation	\$ -
Maintenance Cost Over 5 years	\$ -

TOTAL INVESTMENT \$ 72,000

Est. Salvage Value of Former Capital Asset \$ 800

EST. INITIAL INVESTMENT \$ 71,200

**Justification for Equipment Replacement Fund Expenditure**

Planned printer/copier replacements will displace 5 year-old devices. not covered under the managed print service contract. New copiers give the City a lower cost of operation over the older machines that are being replaced. Maintenance is an internal chargeback that Finance budgets for based on usage, which fluctuates on a monthly basis.

Fund-Org.-Object-Project	Funding Sources	FY '18	FY '19	FY '20	FY '21	FY '22	Total
0720-1590-47480	Departmental Charges	\$ -	\$ -	\$ -	\$ 71,200	\$ -	\$ 71,200
0720-1590-48330	Salvage Value	\$ -	\$ -	\$ -	\$ 800	\$ -	\$ 800
	<b>Total</b>	\$ -	\$ -	\$ -	\$ 72,000	\$ -	\$ 72,000

Fund-Org.-Object-Project	Expenditures	FY '18	FY '19	FY '20	FY '21	FY '22	Total
0720-1590-68130	Police (1) MFP	\$ -	\$ -	\$ -	\$ 9,000	\$ -	\$ 9,000
0720-1590-68130	Park Rec (1) MFP	\$ -	\$ -	\$ -	\$ 9,000	\$ -	\$ 9,000
0720-1590-68130	Municipal Court (1) MFP	\$ -	\$ -	\$ -	\$ 9,000	\$ -	\$ 9,000
0720-1590-68130	Mayors/CA office (1) MFP	\$ -	\$ -	\$ -	\$ 9,000	\$ -	\$ 9,000
0720-1590-68130	Fire Dept. (1) MFP	\$ -	\$ -	\$ -	\$ 9,000	\$ -	\$ 9,000
0720-1590-68130	Park Rec - Schuetze(1) MFP	\$ -	\$ -	\$ -	\$ 9,000	\$ -	\$ 9,000
0720-1590-68130	Transit (1) network	\$ -	\$ -	\$ -	\$ 9,000	\$ -	\$ 9,000
0720-1590-68130	Finance (1) MFP	\$ -	\$ -	\$ -	\$ 9,000	\$ -	\$ 9,000
	<b>Total</b>	\$ -	\$ -	\$ -	\$ 72,000	\$ -	\$ 72,000

**How will this improve our service level and efficiency?**

A regular replacement schedule keeps staff working efficiently and helps eliminate existing issues with obsolete, old, or failing equipment.

**CITY OF WAUKESHA, WISCONSIN**  
**EQUIPMENT REPLACEMENT FUND EXPENDITURE**  
 Budget Year: 2018 - 2022

Department: IT / Print Shop  
 Dept. Head: Chris Pofahl  
 Project Contact: Greg Vanness

Description of Expenditure:	Printer Replacements
Addition or Replacement:	Replacement
Initial Cost	\$ 63,000
Anticipated Annual Maintenance Cost/Cost of Operation	\$ -
Maintenance Cost Over 5 years	\$ -
<b>TOTAL INVESTMENT</b>	<b>\$ 63,000</b>
Est. Salvage Value of Former Capital Asset	\$ 800
<b>EST. INITIAL INVESTMENT</b>	<b>\$ 62,200</b>

**Justification for Equipment Replacement Fund Expenditure**  
 Planned printer/copier replacements will displace 5 year-old devices. not covered under the managed print service contract. New copiers give the City a lower cost of operation over the older machines that are being replaced. Maintenance is an internal chargeback that Finance budgets for based on usage, which fluctuates on a monthly basis.

Fund-Org.-Object-Project	Funding Sources	FY '18	FY '19	FY '20	FY '21	FY '22	Total
0720-1590-47480	Departmental Charges	\$ -	\$ -	\$ -	\$ -	\$ 62,200	\$ 62,200
0720-1590-48330	Salvage Value	\$ -	\$ -	\$ -	\$ -	\$ 800	\$ 800
	<b>Total</b>	<b>\$ -</b>	<b>\$ -</b>	<b>\$ -</b>	<b>\$ -</b>	<b>\$ 63,000</b>	<b>\$ 63,000</b>

Fund-Org.-Object-Project	Expenditures	FY '18	FY '19	FY '20	FY '21	FY '22	Total
0720-1590-68130	IT Department (1) MFP	\$ -	\$ -	\$ -	\$ -	\$ 9,000	\$ 9,000
0720-1590-68130	City Garage (1) MFP	\$ -	\$ -	\$ -	\$ -	\$ 9,000	\$ 9,000
0720-1590-68130	Clerk's Office (1) MFP	\$ -	\$ -	\$ -	\$ -	\$ 9,000	\$ 9,000
0720-1590-68130	Park-Rec-Forestry Front (1) MFP	\$ -	\$ -	\$ -	\$ -	\$ 9,000	\$ 9,000
0720-1590-68130	Engineering (1) MFP	\$ -	\$ -	\$ -	\$ -	\$ 9,000	\$ 9,000
0720-1590-68130	Community Dev. Plotter	\$ -	\$ -	\$ -	\$ -	\$ 18,000	\$ 18,000
	<b>Total</b>	<b>\$ -</b>	<b>\$ -</b>	<b>\$ -</b>	<b>\$ -</b>	<b>\$ 63,000</b>	<b>\$ 63,000</b>

**How will this improve our service level and efficiency?**  
 A regular replacement schedule keeps staff working efficiently and helps eliminate existing issues with obsolete, old, or failing equipment.

# Fleet by Year

Department Project Name	2018	2019	2020	2021	2022	Total
<b>Governmental Funds:</b>						
<b>Police</b>						
#20 - Marked Squad SUV	\$ 46,375	\$ -	\$ -	\$ 50,000	\$ -	96,375
#22 - Marked Squad SUV	46,375	-	-	50,000	-	96,375
#26 - Marked Squad SUV	45,375	-	-	50,000	-	95,375
#30 - Marked Transport Van	77,295	-	-	-	80,000	157,295
#1 - Unmarked Squad	31,910	-	-	-	-	31,910
#13 - Unmarked Squad	31,910	-	-	-	-	31,910
#15 - Unmarked Squad	34,910	-	-	-	-	34,910
#45 - Unmarked Squad	31,910	-	-	-	-	31,910
#2 - Marked Squad	-	46,000	-	-	52,000	98,000
#4 - Marked Squad	-	46,000	-	-	52,000	98,000
#6 - Marked Squad	-	46,000	-	-	52,000	98,000
#10 - Marked Squad	-	46,000	-	-	52,000	98,000
#16 - Marked Squad	-	46,000	-	-	52,000	98,000
#24 - Marked Squad	-	46,000	-	-	52,000	98,000
#27 - Unmarked Squad Car	-	46,000	-	-	-	46,000
#28 - Patrol Heavy Duty SUV	-	67,000	-	-	-	67,000
#34 - Marked Heavy Duty SUV	-	52,000	-	-	-	52,000
#38 - Marked Squad	-	46,000	-	-	52,000	98,000
#8 - Marked Squad	-	-	48,000	-	-	48,000
#12 - Marked Heavy Duty SUV	-	-	52,000	-	-	52,000
#14 - Marked Squad SUV	-	-	48,000	-	-	48,000
#18 - Marked Squad SUV	-	-	48,000	-	-	48,000
#21 - Unmarked Squad Car	-	-	36,000	-	-	36,000
#32 - Marked Squad SUV	-	-	48,000	-	-	48,000
#36 - Marked Squad SUV	-	-	48,000	-	-	48,000
#44 - Marked Squad Car	-	-	48,000	-	-	48,000
#48 - Marked Squad SUV	-	-	48,000	-	-	48,000
#52 - Marked Squad SUV	-	-	48,000	-	-	48,000
#11 - Unmarked Squad	Roll Down	-	-	-	-	-
#35 - Unmarked Squad Car	-	-	-	38,000	-	38,000
#39 - Unmarked Squad Car	-	-	-	38,000	-	38,000
#54 - Unmarked SWAT Truck	-	-	-	70,000	-	70,000
<b>Police Total</b>	<b>\$ 346,060</b>	<b>\$ 487,000</b>	<b>\$ 472,000</b>	<b>\$ 296,000</b>	<b>\$ 444,000</b>	<b>2,045,060</b>
<b>PRF</b>						
#56 - Stump Grinder	\$ 50,000	\$ -	\$ -	\$ -	\$ -	50,000
#12 - 2-3 Yd Dump Truck	47,500	-	-	-	-	47,500
#2 - 2-3 Yd Dump Truck	47,500	-	-	-	-	47,500
#112 - Chipper	-	-	75,000	-	-	75,000
#97 - Trackless Utility Vehicle	86,500	-	-	-	-	86,500
#46 - Van	28,500	-	-	-	-	28,500
#74 - Jeep	36,000	-	-	-	-	36,000
#76 - Jeep	38,500	-	-	-	-	38,500
#407 - Hustler Walk-Behind Mower	8,000	-	-	-	-	8,000
#423 - Hustler Walk-Behind Mower	8,000	-	-	-	-	8,000
#92 - Toro Workman	27,500	-	-	-	-	27,500
#105 - Mower	-	-	65,000	-	-	65,000
#77 - Blazer	36,000	-	-	-	-	36,000
#89 - Front End Loader	-	250,000	-	-	-	250,000
#75 - Jeep	-	35,000	-	-	-	35,000
#9 - 2-3 Yd Dump Truck	-	48,000	-	-	-	48,000
#104 - Mower	-	38,000	-	-	-	38,000
#40 - Pickup	-	38,000	-	-	-	38,000
#15 - Pickup	-	24,000	-	-	-	24,000
#98 - Forklift	-	38,000	-	-	-	38,000
#53 - Tractor	-	52,000	-	-	-	52,000
#62 - Hi-Ranger	-	-	175,000	-	-	175,000
#80 - Mower	-	-	116,000	-	-	116,000
#41 - Jeep	-	-	40,000	-	-	40,000
#42 - Van	-	-	30,000	-	-	30,000
#20 - Pickup	-	-	36,000	-	-	36,000
#82 - Pickup	-	-	-	42,000	-	42,000
#14 - 2-3 Yd Dump Truck	-	-	-	56,000	-	56,000
#66 - Ford Escape	-	-	-	28,000	-	28,000
#5 - Flatbed Truck	-	-	-	58,000	-	58,000
#17 - Tractor	-	-	-	60,000	-	60,000
#94 - Trackless Snow Mach.	-	-	-	145,000	-	145,000
#7 - John Deer Tractor	-	-	-	-	65,000	65,000
#116 - Smithco Groomer	-	-	-	-	25,000	25,000
#41 - Chevy Express Van	-	-	-	-	39,000	39,000
#96 - Trackless Utility Vehicle	-	-	-	-	90,000	90,000
<b>Parks and Recreation Total</b>	<b>\$ 414,000</b>	<b>\$ 523,000</b>	<b>\$ 537,000</b>	<b>\$ 389,000</b>	<b>\$ 219,000</b>	<b>2,082,000</b>
<b>Comm. Dev.</b>						
#4 - Inspection Sedan - Building	\$ 18,500	\$ -	\$ -	\$ -	\$ -	18,500
#1 - Inspection Sedan - Building	-	19,000	-	-	-	19,000
#2 - Inspection Sedan - Building	-	-	-	-	-	-
#5 - Inspection Sedan - Building	-	-	-	-	-	-
#1 - Inspection Sedan - Planning	-	-	-	-	-	-
<b>Community Development Total</b>	<b>\$ 18,500</b>	<b>\$ 19,000</b>	<b>\$ -</b>	<b>\$ -</b>	<b>\$ -</b>	<b>37,500</b>

## Fleet by Year

Department Project Name	2018	2019	2020	2021	2022	Total
<b>DPW</b> #19 - 5-6 Yard Dump Truck	\$ 165,000	\$ -	\$ -	\$ -	\$ -	165,000
#26 - 5-6 Yard Dump Truck	165,000	-	-	-	-	165,000
#125 - Front End Loader	236,250	-	-	-	-	236,250
#116 - Front End Loader	236,250	-	-	-	-	236,250
#32 - Utility Truck	66,150	-	-	-	-	66,150
#30 - Utility Truck	66,150	-	-	-	-	66,150
#36 - Stake Bed Truck	60,000	-	-	-	-	60,000
#100 - Garbage Truck	100,000	-	-	-	-	100,000
#77 - Leaf Machine	-	-	-	-	-	-
#81 - Leaf Machine	-	-	-	-	-	-
#85 - Leaf Machine	60,000	-	-	-	-	60,000
#40 - 13-17 Yard Dump Truck	-	-	-	-	-	-
#65 - 13-17 Yd Dump Truck	189,000	-	-	-	-	189,000
#82 - Trailer	22,000	-	-	-	-	22,000
#144 - Trailer	22,000	-	-	-	-	22,000
#168 - Trailer	22,000	-	-	-	-	22,000
#45 - 5-6 Yard Dump Truck	-	189,000	-	-	-	189,000
#5 - 5-6 Yard Dump Truck	-	189,000	-	-	-	189,000
#10 - 5-6 Yard Dump Truck	-	189,000	-	-	-	189,000
#12 - 5-6 Yard Dump Truck	-	189,000	-	-	-	189,000
#119A - Street Sweeper	-	250,000	-	-	-	250,000
#138 - Vibratory Roller	-	60,000	-	-	-	60,000
#97 - Stake Bed Truck	-	63,000	-	-	-	63,000
#44 - 5-6 Yard Dump Truck	-	-	189,000	-	-	189,000
#15 - 5-6 Yard Dump Truck	-	-	189,000	-	-	189,000
#67 - 5-6 Yard Dump Truck	-	-	189,000	-	-	189,000
#134 - D-3 Cat Dozer	-	-	100,000	-	-	100,000
#131 - Track Loader Dozer	-	-	270,000	-	-	270,000
#3 - 2-3 Yard Dump Truck	-	-	70,000	-	-	70,000
#9 - 2-3 Yard Dump Truck	-	-	70,000	-	-	70,000
#167 - Cimline Tar Kettle	-	-	63,000	-	-	63,000
#84 - Mitsubishi Fork Lift	-	-	30,000	-	-	30,000
#39 - Ford PU w/ Bucket Tower	-	-	225,000	-	-	225,000
#13 - Utility Truck	-	-	-	76,500	-	76,500
#17 - 4-Wheel Drive PU	-	-	-	27,000	-	27,000
#25 - 2-3 Yard Dump Truck	-	-	-	60,000	-	60,000
#37 - 2-3 Yard Dump Truck	-	-	-	60,000	-	60,000
#80 - 2-3 Yard Dump Truck	-	-	-	60,000	-	60,000
#61 - 2-3 Yard Dump Truck	-	-	-	60,000	-	60,000
#177 - Front End Loader	-	-	-	250,000	-	250,000
#47A - Street Sweeper	-	-	-	250,000	-	250,000
#78 - Garage Sweeper	-	-	-	50,000	-	50,000
#166 - Komatsu Fork Lift	-	-	-	27,000	-	27,000
#132 - Fiat-Allis Grader	-	-	-	100,000	-	100,000
#180 - Caterpillar Mini-Excavator	-	-	-	70,000	-	70,000
#4 - 5-6 Yard Dump Truck	-	-	-	-	200,840	200,840
#16 - 5-6 Yard Dump Truck	-	-	-	-	200,840	200,840
#21 - 5-6 Yard Dump Truck	-	-	-	-	200,840	200,840
#23 - 5-6 Yard Dump Truck	-	-	-	-	200,840	200,840
#7 - 2-3 Yard Dump Truck	-	-	-	-	66,150	66,150
#8 - 2-3 Yard Dump Truck	-	-	-	-	66,150	66,150
#33 - 2-3 Yard Dump Truck	-	-	-	-	66,150	66,150
#35 - 2-3 Yard Dump Truck	-	-	-	-	66,150	66,150
#149 - Skid Steer	-	-	-	-	70,000	70,000
#83 - Self-Propelled Paver	-	-	-	-	140,000	140,000
#120A - Street Sweeper	-	-	-	-	280,000	280,000
<b>DPW Total</b>	<b>\$ 1,409,800</b>	<b>\$ 1,129,000</b>	<b>\$ 1,395,000</b>	<b>\$ 1,090,500</b>	<b>\$ 1,557,960</b>	<b>\$ 6,582,260</b>
<b>Engineering</b> #52 - Inspection Vehicle	\$ 26,000	\$ -	\$ -	\$ -	\$ -	26,000
#53 - Inspection Vehicle	23,500	-	-	-	-	23,500
<b>DPW -Engineering Total</b>	<b>\$ 49,500</b>	<b>\$ -</b>	<b>\$ -</b>	<b>\$ -</b>	<b>\$ -</b>	<b>\$ 49,500</b>
<b>Fire</b> #22 - Rescue Truck Body Replacement	\$ 25,000	\$ -	\$ -	\$ -	\$ -	25,000
#82 - Ambulance	234,100	-	-	-	-	234,100
#52 - Car Replacement	48,340	-	-	-	-	48,340
#11 - Fire Engine Replacement	-	720,800	-	-	-	720,800
#53 - Fire Engine Replacement	-	-	741,200	-	-	741,200
#41 - Van Replacement	-	-	50,000	-	-	50,000
#81 - Car Replacement	-	-	50,105	-	-	50,105
#132 - Ambulance Re-Chassis	-	-	206,500	-	-	206,500
#141 - Ambulance Re-Chassis	-	-	-	206,500	-	206,500
#12 - Ladder Truck Replacement	-	-	-	1,250,000	-	1,250,000
#10 - Battalion Chief SUV	-	-	-	-	75,000	75,000
#151 - Ambulance Re-Chassis	-	-	-	-	206,500	206,500
<b>Fire Total</b>	<b>\$ 307,440</b>	<b>\$ 720,800</b>	<b>\$ 1,047,805</b>	<b>\$ 1,456,500</b>	<b>\$ 281,500</b>	<b>\$ 3,814,045</b>
<b>Governmental Funds Fleet Totals</b>	<b>\$ 2,545,300</b>	<b>\$ 2,878,800</b>	<b>\$ 3,451,805</b>	<b>\$ 3,232,000</b>	<b>\$ 2,502,460</b>	<b>\$ 14,610,365</b>

## Fleet by Year

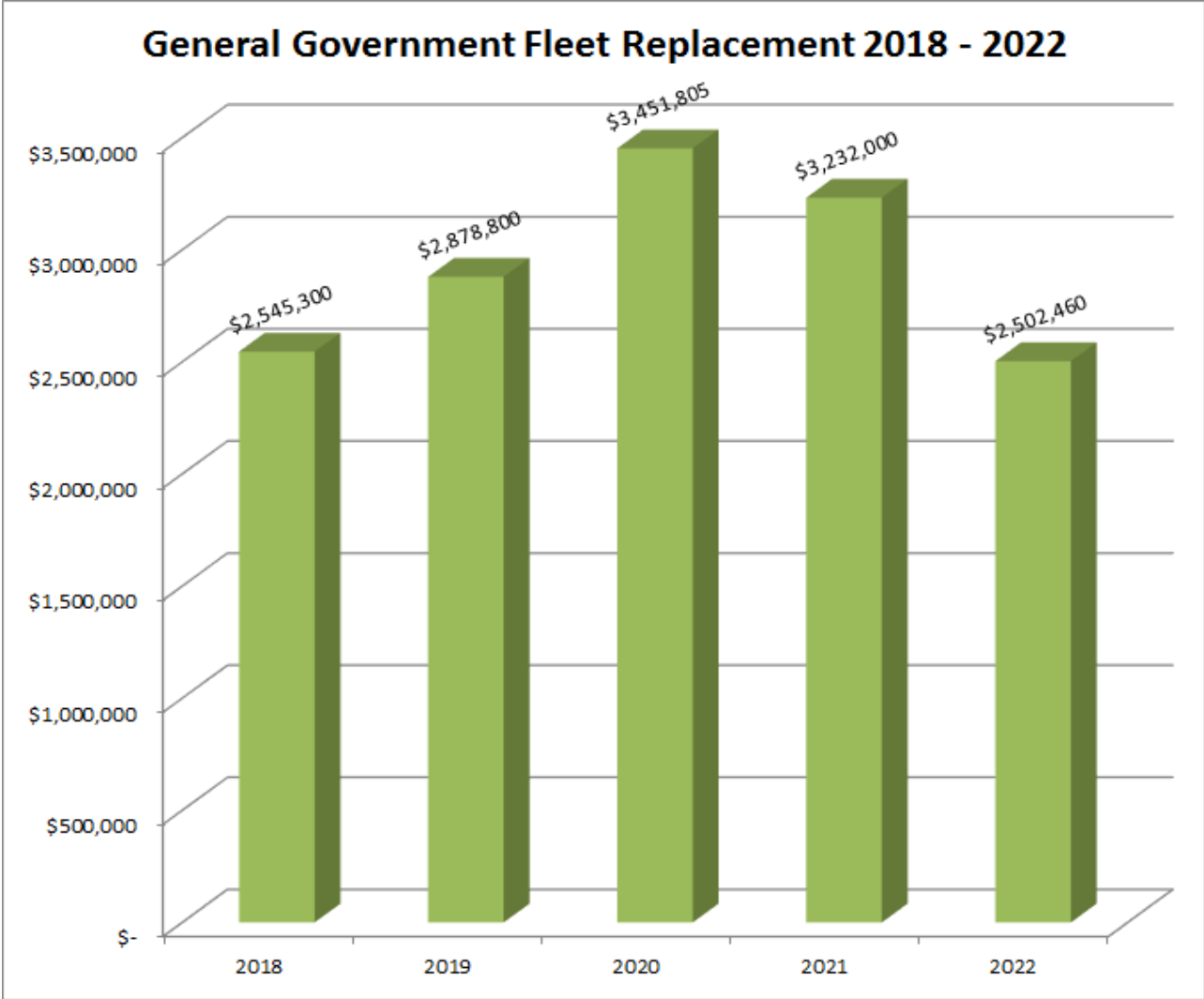
Department Project Name	2018	2019	2020	2021	2022	Total
<b>Enterprise Funds:</b>						
<b>Transit</b>						
#145 - Fixed-Route Bus	\$ 420,302	\$ -	\$ -	\$ -	\$ -	420,302
#143 - Fixed-Route Bus	420,302	-	-	-	-	420,302
#147 - Fixed-Route Bus	-	428,708	-	-	-	428,708
#148 - Fixed-Route Bus	-	428,708	-	-	-	428,708
#149 - Paratransit Bus	-	-	200,000	-	-	200,000
#150 - Paratransit Bus	-	-	200,000	-	-	200,000
#151 - Paratransit Bus	-	-	200,000	-	-	200,000
#152 - Paratransit Bus	-	-	200,000	-	-	200,000
#156 - Paratransit Bus	-	-	200,000	-	-	200,000
#153 - Fixed-Route Bus	-	-	-	450,411	-	450,411
#154 - Fixed-Route Bus	-	-	-	450,411	-	450,411
#155 - Fixed-Route Bus	-	-	-	450,411	-	450,411
<b>Transit Total</b>	<b>\$ 840,604</b>	<b>\$ 857,416</b>	<b>\$ 1,000,000</b>	<b>\$ 1,351,233</b>	<b>\$ -</b>	<b>4,049,253</b>
<b>CWP</b>						
#1 - Pick Up Truck 1/2 Ton 4x4 WWTP	\$ 27,000	\$ -	\$ -	\$ -	\$ -	27,000
#5 - Pretreatment Sample Van WWTP	24,000	-	-	-	-	24,000
#38 - 4-Wheel Drive Ext. Cab 3/4 Ton PU Truck	34,000	-	-	-	-	34,000
#15 - Sewer Vacuum Truck WWTP	-	250,000	-	-	-	250,000
#9 - 3/4 Ton Pick-Up Truck WWTP	-	27,000	-	-	-	27,000
#66 - F750 Sewer Flusher WWTP	-	-	247,500	-	-	247,500
All-Terrain Vehicle w/ Cab (Repl #19 & #20)	-	-	28,000	-	-	28,000
#113 - 72" Zero-Turn Mower	-	-	19,000	-	-	19,000
#112 - 60" Zero-Turn Mower	-	-	13,000	-	-	13,000
#13 - 1-Ton Pick Up w/plow & salter WWTP	-	-	-	42,000	-	42,000
#3 - F250 Truck WWTP	-	-	-	34,000	-	34,000
#10 - Service Truck WWTP	-	-	-	120,000	-	120,000
#1 - 2-3 Yard Dump Truck	-	-	-	60,000	-	60,000
#2 - Crew Cab 3/4 Ton PU Truck	-	-	-	-	35,000	35,000
#4 - Ford Escape SUV	-	-	-	-	25,000	25,000
<b>Clean Water Plant (WWTP) Total</b>	<b>\$ 85,000</b>	<b>\$ 277,000</b>	<b>\$ 307,500</b>	<b>\$ 256,000</b>	<b>\$ 60,000</b>	<b>985,500</b>
<b>Cemetery</b>						
John Deere Commercial Mower (Fleet #CEMISC)	\$ 7,682	\$ -	\$ -	\$ -	\$ -	7,682
1-Ton Dump Truck (Fleet #CE003)	-	60,000	-	-	-	60,000
Workman 330 Replacement (Fleet #CEMISC)	-	20,000	-	-	-	20,000
<b>Cemetery Total</b>	<b>\$ 7,682</b>	<b>\$ 80,000</b>	<b>\$ -</b>	<b>\$ -</b>	<b>\$ -</b>	<b>87,682</b>
<b>Parking</b>						
#42 - Marked Parking SUV	\$ -	\$ -	40,000	\$ -	\$ -	40,000
#40 - Marked Parking SUV	-	-	-	38,000	-	38,000
<b>Parking Total</b>	<b>\$ -</b>	<b>\$ -</b>	<b>40,000</b>	<b>38,000</b>	<b>\$ -</b>	<b>78,000</b>
<b>Enterprise Funds Fleet Total</b>	<b>\$ 933,286</b>	<b>\$ 1,214,416</b>	<b>\$ 1,347,500</b>	<b>\$ 1,645,233</b>	<b>\$ 60,000</b>	<b>5,200,435</b>
<b>Grand Total Fleet</b>	<b>\$ 3,478,586</b>	<b>\$ 4,093,216</b>	<b>\$ 4,799,305</b>	<b>\$ 4,877,233</b>	<b>\$ 2,562,460</b>	<b>19,810,800</b>

# FLEET REPLACEMENT

Fleet Replacement typically consists of the City's vehicles and other heavy equipment. The Police Department, the Department of Public Works and the Parks-Rec-Forestry Department generate the most fleet replacement requests due to their heavy use of vehicles for their job duties.

Large specialized equipment such as Fire Trucks and Backhoe/Loaders are major investments, and the City should plan accordingly in order to avoid large peaks and valleys as it relates to borrowing for our fleet replacements.

It is important to note that a vehicle's mileage is only one factor to be considered as it relates to its replacement. The vehicle's total running hours and maintenance costs should also be considered. In many cases, the type of driving/work being completed by our vehicles is different than an average residential driver.





**CITY OF WAUKESHA, WISCONSIN**  
**FLEET FUND EXPENDITURE**  
 Budget Year: 2018 - 2022

**Department:** Police Department  
**Dept. Head:** Russell Jack  
**Project Contact:** SGT Brad Anderson

Fleet #	20
Description of Vehicle or Machinery:	Marked Squad
Addition or Replacement:	Replacement
Initial Cost	\$ 96,375
Anticipated Annual Maintenance Cost/Cost of Operation	\$ 15,000
Maintenance Cost Over 5 years	\$ 75,000
<b>TOTAL INVESTMENT</b>	<b>\$ 171,375</b>
Est. Salvage Value of Former Capital Asset	\$ 3,000
<b>EST. INITIAL INVESTMENT</b>	<b>\$ 93,375</b>

**Justification for Fleet Expenditure**

This is a replacement of a 2015 Marked Police Utility. The most cost effective replacement schedule for marked squad cars is 3 years. After 3 years, the marked cars typically have between 80,000-100,000 miles and are outside of the factory warranty. They often require major component replacement and become unsafe for emergency driving.

Fund-Org.-Object-Project	Funding Sources	FY '18	FY '19	FY '20	FY '21	FY '22	Total
0430-4305-41110	Tax Levy	\$ 43,375	\$ -	\$ -	\$ 46,000	\$ -	\$ 89,375
0430-4305-48330	Salvage Value	\$ 3,000	\$ -	\$ -	\$ 4,000	\$ -	\$ 7,000
	<b>Total</b>	<b>\$ 46,375</b>	<b>\$ -</b>	<b>\$ -</b>	<b>\$ 50,000</b>	<b>\$ -</b>	<b>\$ 96,375</b>

Fund-Org.-Object-Project	Expenditures	FY '18	FY '19	FY '20	FY '21	FY '22	Total
0430-4310-68110	#20 - Marked Utility	\$ 30,000	\$ -	\$ -	\$ 32,000	\$ -	\$ 62,000
0430-4310-68110	#20 - Accessories	\$ 16,375	\$ -	\$ -	\$ 18,000	\$ -	\$ 34,375
	<b>Total</b>	<b>\$ 46,375</b>	<b>\$ -</b>	<b>\$ -</b>	<b>\$ 50,000</b>	<b>\$ -</b>	<b>\$ 96,375</b>

**How will this improve our service level and efficiency?**

This will maintain the safety of the marked fleet at the lowest cost.

**CITY OF WAUKESHA, WISCONSIN**  
**FLEET FUND EXPENDITURE**  
 Budget Year: 2018 - 2022

Department: Police Department  
 Dept. Head: Russell Jack  
 Project Contact: SGT Brad Anderson

Fleet #	22
Description of Vehicle or Machinery:	Marked Squad
Addition or Replacement:	Replacement
Initial Cost	\$ 96,375
Anticipated Annual Maintenance Cost/Cost of Operation	\$ 15,000
Maintenance Cost Over 5 years	\$ 75,000
<b>TOTAL INVESTMENT</b>	<b>\$ 171,375</b>
Est. Salvage Value of Former Capital Asset	\$ 3,000
<b>EST. INITIAL INVESTMENT</b>	<b>\$ 93,375</b>

**Justification for Fleet Expenditure**

This is a replacement of a 2015 Marked Police Utility. The most cost effective replacement schedule for marked squad cars is 3 years. After 3 years, the marked cars typically have between 80,000-100,000 miles and are outside of the factory warranty. They often require major component replacement and become unsafe for emergency driving.

Fund-Org.-Object-Project	Funding Sources	FY '18	FY '19	FY '20	FY '21	FY '22	Total
0430-4305-41110	Tax Levy	\$ 43,375	\$ -	\$ -	\$ 46,000	\$ -	\$ 89,375
0430-4305-48330	Salvage Value	\$ 3,000	\$ -	\$ -	\$ 4,000	\$ -	\$ 7,000
	<b>Total</b>	<b>\$ 46,375</b>	<b>\$ -</b>	<b>\$ -</b>	<b>\$ 50,000</b>	<b>\$ -</b>	<b>\$ 96,375</b>

Fund-Org.-Object-Project	Expenditures	FY '18	FY '19	FY '20	FY '21	FY '22	Total
0430-4310-68110	#22 - Marked Utility	\$ 30,000	\$ -	\$ -	\$ 32,000	\$ -	\$ 62,000
0430-4310-68110	#22 - Accessories	\$ 16,375	\$ -	\$ -	\$ 18,000	\$ -	\$ 34,375
	<b>Total</b>	<b>\$ 46,375</b>	<b>\$ -</b>	<b>\$ -</b>	<b>\$ 50,000</b>	<b>\$ -</b>	<b>\$ 96,375</b>

**How will this improve our service level and efficiency?**

This will maintain the safety of the marked fleet at the lowest cost.

**CITY OF WAUKESHA, WISCONSIN**  
**FLEET FUND EXPENDITURE**  
 Budget Year: 2018 - 2022

Department: Police Department  
 Dept. Head: Russell Jack  
 Project Contact: SGT Brad Anderson

Fleet #	26
Description of Vehicle or Machinery:	Marked Squad
Addition or Replacement:	Replacement
Initial Cost	\$ 95,375
Anticipated Annual Maintenance Cost/Cost of Operation	\$ 15,000
Maintenance Cost Over 5 years	\$ 75,000
<b>TOTAL INVESTMENT</b>	<b>\$ 170,375</b>
Est. Salvage Value of Former Capital Asset	\$ 3,000
<b>EST. INITIAL INVESTMENT</b>	<b>\$ 92,375</b>

**Justification for Fleet Expenditure**

This is a replacement of a 2015 Marked Police Utility. The most cost effective replacement schedule for marked squad cars is 3 years. After 3 years, the marked cars typically have between 80,000-100,000 miles and are outside of the factory warranty. They often require major component replacement and become unsafe for emergency driving.

Fund-Obj-Project	Funding Sources	FY '18	FY '19	FY '20	FY '21	FY '22	Total
0430-4305-41110	Tax Levy	\$ 42,375	\$ -	\$ -	\$ 46,000	\$ -	\$ 88,375
0430-4305-48330	Salvage Value	\$ 3,000	\$ -	\$ -	\$ 4,000	\$ -	\$ 7,000
	<b>Total</b>	<b>\$ 45,375</b>	<b>\$ -</b>	<b>\$ -</b>	<b>\$ 50,000</b>	<b>\$ -</b>	<b>\$ 95,375</b>

Fund-Obj-Project	Expenditures	FY '18	FY '19	FY '20	FY '21	FY '22	Total
0430-4310-68110	#26 - Marked Utility	\$ 30,000	\$ -	\$ -	\$ 32,000	\$ -	\$ 62,000
0430-4310-68110	#26 - Accessories	\$ 15,375	\$ -	\$ -	\$ 18,000	\$ -	\$ 33,375
	<b>Total</b>	<b>\$ 45,375</b>	<b>\$ -</b>	<b>\$ -</b>	<b>\$ 50,000</b>	<b>\$ -</b>	<b>\$ 95,375</b>

**How will this improve our service level and efficiency?**

This will maintain the safety of the marked fleet at the lowest cost.

**CITY OF WAUKESHA, WISCONSIN**  
**FLEET FUND EXPENDITURE**  
 Budget Year: 2018 - 2022

Department: Police Department  
 Dept. Head: Russell Jack  
 Project Contact: SGT Brad Anderson

Fleet #	30
Description of Vehicle or Machinery:	Marked Transport Van
Addition or Replacement:	Replacement
Initial Cost	\$ 157,295
Anticipated Annual Maintenance Cost/Cost of Operation	\$ 1,500
Maintenance Cost Over 5 years	\$ 7,500
<b>TOTAL INVESTMENT</b>	<b>\$ 164,795</b>
Est. Salvage Value of Former Capital Asset	\$ 3,000
<b>EST. INITIAL INVESTMENT</b>	<b>\$ 154,295</b>

**Justification for Fleet Expenditure**

This is a replacement of a 2014 Marked Police Transport Van. The most cost effective replacement schedule for this vehicle is 4 years. After 4 years, this car will typically have between 110,000-140,000 miles and is outside of the factory warranty. It will likely require major component replacement and become unsafe for emergency driving. This vehicle will require replacement of the current prisoner cage insert in the back of the vehicle as the current cage will not fit the new vehicles. The vehicle will also require a lift system to provide for transport of subjects restrained in a chair.

Fund-Org.-Object-Project	Funding Sources	FY '18	FY '19	FY '20	FY '21	FY '22	Total
0430-4305-41110	Tax Levy	\$ 74,295	\$ -	\$ -	\$ -	\$ 76,000	\$ 150,295
0430-4305-48330	Salvage Value	\$ 3,000	\$ -	\$ -	\$ -	\$ 4,000	\$ 7,000
	<b>Total</b>	<b>\$ 77,295</b>	<b>\$ -</b>	<b>\$ -</b>	<b>\$ -</b>	<b>\$ 80,000</b>	<b>\$ 157,295</b>

Fund-Org.-Object-Project	Expenditures	FY '18	FY '19	FY '20	FY '21	FY '22	Total
0430-4310-68110	#30 - Marked Transport Van	\$ 32,000	\$ -	\$ -	\$ -	\$ 36,000	\$ 68,000
0430-4310-68110	#30 - Accessories	\$ 45,295	\$ -	\$ -	\$ -	\$ 44,000	\$ 89,295
	<b>Total</b>	<b>\$ 77,295</b>	<b>\$ -</b>	<b>\$ -</b>	<b>\$ -</b>	<b>\$ 80,000</b>	<b>\$ 157,295</b>

**How will this improve our service level and efficiency?**

This will maintain the safety of the marked fleet at the lowest cost.

**CITY OF WAUKESHA, WISCONSIN**  
**FLEET FUND EXPENDITURE**  
 Budget Year: 2018 - 2022

Department: Police Department  
 Dept. Head: Russell Jack  
 Project Contact: SGT Brad Anderson

Fleet #	1
Description of Vehicle or Machinery:	Unmarked Squad Car
Addition or Replacement:	Replacement
Initial Cost	\$ 31,910
Anticipated Annual Maintenance Cost/Cost of Operation	\$ 1,500
Maintenance Cost Over 5 years	\$ 7,500
<b>TOTAL INVESTMENT</b>	<b>\$ 39,410</b>
Est. Salvage Value of Former Capital Asset	\$ 2,000
<b>EST. INITIAL INVESTMENT</b>	<b>\$ 29,910</b>

**Justification for Fleet Expenditure**

This is a replacement of a 2007 Unmarked Police Sedan. The most cost effective replacement schedule for unmarked squad cars is every 10-12 years. After 10-12 years, the unmarked cars typically have between 80,000-100,000 miles. They often have significant structural degradation and become unsafe for emergency driving.

Fund-Obj-Project	Funding Sources	FY '18	FY '19	FY '20	FY '21	FY '22	Total
0430-4305-41110	Tax Levy	\$ 29,910	\$ -	\$ -	\$ -	\$ -	\$ 29,910
0430-4305-48330	Salvage Value	\$ 2,000	\$ -	\$ -	\$ -	\$ -	\$ 2,000
	<b>Total</b>	<b>\$ 31,910</b>	<b>\$ -</b>	<b>\$ -</b>	<b>\$ -</b>	<b>\$ -</b>	<b>\$ 31,910</b>

Fund-Obj-Project	Expenditures	FY '18	FY '19	FY '20	FY '21	FY '22	Total
0430-4310-68110	#1 - Unmarked Sedan	\$ 27,910	\$ -	\$ -	\$ -	\$ -	\$ 27,910
0430-4310-68110	#1 - Accessories	\$ 4,000	\$ -	\$ -	\$ -	\$ -	\$ 4,000
	<b>Total</b>	<b>\$ 31,910</b>	<b>\$ -</b>	<b>\$ -</b>	<b>\$ -</b>	<b>\$ -</b>	<b>\$ 31,910</b>

**How will this improve our service level and efficiency?**

This will maintain the safety of the marked fleet at the lowest cost.

**CITY OF WAUKESHA, WISCONSIN**  
**FLEET FUND EXPENDITURE**  
 Budget Year: 2018 - 2022

Department: Police Department  
 Dept. Head: Russell Jack  
 Project Contact: SGT Brad Anderson

Fleet #	13
Description of Vehicle or Machinery:	Unmarked Squad Car
Addition or Replacement:	Replacement
Initial Cost	\$ 31,910
Anticipated Annual Maintenance Cost/Cost of Operation	\$ 1,500
Maintenance Cost Over 5 years	\$ 7,500
<b>TOTAL INVESTMENT</b>	<b>\$ 39,410</b>
Est. Salvage Value of Former Capital Asset	\$ 2,000
<b>EST. INITIAL INVESTMENT</b>	<b>\$ 29,910</b>

**Justification for Fleet Expenditure**

This is a replacement of a 2007 Unmarked Police Sedan. The most cost effective replacement schedule for unmarked squad cars is every 10-12 years. After 10-12 years, the unmarked cars typically have between 80,000-100,000 miles. They often have significant structural degradation and become unsafe for emergency driving.

Fund-Org.-Object-Project	Funding Sources	FY '18	FY '19	FY '20	FY '21	FY '22	Total
0430-4305-41110	Tax Levy	\$ 29,910	\$ -	\$ -	\$ -	\$ -	\$ 29,910
0430-4305-48330	Salvage Value	\$ 2,000	\$ -	\$ -	\$ -	\$ -	\$ 2,000
	<b>Total</b>	<b>\$ 31,910</b>	<b>\$ -</b>	<b>\$ -</b>	<b>\$ -</b>	<b>\$ -</b>	<b>\$ 31,910</b>

Fund-Org.-Object-Project	Expenditures	FY '18	FY '19	FY '20	FY '21	FY '22	Total
0430-4310-68110	#13 - Unmarked Sedan	\$ 27,910	\$ -	\$ -	\$ -	\$ -	\$ 27,910
0430-4310-68110	#13 - Accessories	\$ 4,000	\$ -	\$ -	\$ -	\$ -	\$ 4,000
	<b>Total</b>	<b>\$ 31,910</b>	<b>\$ -</b>	<b>\$ -</b>	<b>\$ -</b>	<b>\$ -</b>	<b>\$ 31,910</b>

**How will this improve our service level and efficiency?**

This will maintain the safety of the marked fleet at the lowest cost.

**CITY OF WAUKESHA, WISCONSIN**  
**FLEET FUND EXPENDITURE**  
 Budget Year: 2018 - 2022

Department: Police Department  
 Dept. Head: Russell Jack  
 Project Contact: SGT Brad Anderson

Fleet #	15
Description of Vehicle or Machinery:	Unmarked Squad Car
Addition or Replacement:	Replacement
Initial Cost	\$ 34,910
Anticipated Annual Maintenance Cost/Cost of Operation	\$ 1,500
Maintenance Cost Over 5 years	\$ 7,500
<b>TOTAL INVESTMENT</b>	<b>\$ 42,410</b>
Est. Salvage Value of Former Capital Asset	\$ 2,000
<b>EST. INITIAL INVESTMENT</b>	<b>\$ 32,910</b>

**Justification for Fleet Expenditure**

This is a replacement of a 2009 Unmarked Police Sedan. This vehicle will have over 70,000 miles. The most cost effective replacement schedule for unmarked squad cars is every 10-12 years. After 10-12 years, the unmarked cars typically have between 80,000-100,000 miles. They often have significant structural degradation and become unsafe for emergency driving. This vehicle will be retained in the fleet for use as a trip car for 2-3 more years.

Fund-Org.-Object-Project	Funding Sources	FY '18	FY '19	FY '20	FY '21	FY '22	Total
0430-4305-41110	Tax Levy	\$ 32,910	\$ -	\$ -	\$ -	\$ -	\$ 32,910
0430-4305-48330	Salvage Value	\$ 2,000	\$ -	\$ -	\$ -	\$ -	\$ 2,000
	<b>Total</b>	<b>\$ 34,910</b>	<b>\$ -</b>	<b>\$ -</b>	<b>\$ -</b>	<b>\$ -</b>	<b>\$ 34,910</b>

Fund-Org.-Object-Project	Expenditures	FY '18	FY '19	FY '20	FY '21	FY '22	Total
0430-4310-68110	#15 - Unmarked Utility	\$ 30,910	\$ -	\$ -	\$ -	\$ -	\$ 30,910
0430-4310-68110	#15 - Accessories	\$ 4,000	\$ -	\$ -	\$ -	\$ -	\$ 4,000
	<b>Total</b>	<b>\$ 34,910</b>	<b>\$ -</b>	<b>\$ -</b>	<b>\$ -</b>	<b>\$ -</b>	<b>\$ 34,910</b>

**How will this improve our service level and efficiency?**

This will maintain the safety of the marked fleet at the lowest cost.

**CITY OF WAUKESHA, WISCONSIN**  
**FLEET FUND EXPENDITURE**  
 Budget Year: 2018 - 2022

Department: Police Department  
 Dept. Head: Russell Jack  
 Project Contact: SGT Brad Anderson

Fleet #	45
Description of Vehicle or Machinery:	Unmarked Squad Car
Addition or Replacement:	Replacement
Initial Cost	\$ 31,910
Anticipated Annual Maintenance Cost/Cost of Operation	\$ 1,500
Maintenance Cost Over 5 years	\$ 7,500
<b>TOTAL INVESTMENT</b>	<b>\$ 39,410</b>
Est. Salvage Value of Former Capital Asset	\$ 2,000
<b>EST. INITIAL INVESTMENT</b>	<b>\$ 29,910</b>

**Justification for Fleet Expenditure**

This is a replacement of a 2008 Unmarked Police Sedan. The most cost effective replacement schedule for unmarked squad cars is every 10-12 years. After 10-12 years, the unmarked cars typically have between 80,000-100,000 miles. They often have significant structural degradation and become unsafe for emergency driving.

Fund-Org.-Object-Project	Funding Sources	FY '18	FY '19	FY '20	FY '21	FY '22	Total
0430-4305-41110	Tax Levy	\$ 29,910	\$ -	\$ -	\$ -	\$ -	\$ 29,910
0430-4305-48330	Salvage Value	\$ 2,000	\$ -	\$ -	\$ -	\$ -	\$ 2,000
	<b>Total</b>	<b>\$ 31,910</b>	<b>\$ -</b>	<b>\$ -</b>	<b>\$ -</b>	<b>\$ -</b>	<b>\$ 31,910</b>

Fund-Org.-Object-Project	Expenditures	FY '18	FY '19	FY '20	FY '21	FY '22	Total
0430-4310-68110	#45 - Unmarked Sedan	\$ 27,910	\$ -	\$ -	\$ -	\$ -	\$ 27,910
0430-4310-68110	#45 - Accessories	\$ 4,000	\$ -	\$ -	\$ -	\$ -	\$ 4,000
	<b>Total</b>	<b>\$ 31,910</b>	<b>\$ -</b>	<b>\$ -</b>	<b>\$ -</b>	<b>\$ -</b>	<b>\$ 31,910</b>

**How will this improve our service level and efficiency?**

This will maintain the safety of the marked fleet at the lowest cost.



**CITY OF WAUKESHA, WISCONSIN**

**FLEET FUND EXPENDITURE**

Budget Year: 2018 - 2022

Department: Police Department  
 Dept. Head: Russell Jack  
 Project Contact: SGT Brad Anderson

Fleet #	2
Description of Vehicle or Machinery:	Marked Squad
Addition or Replacement:	Replacement
Initial Cost	\$ 98,000
Anticipated Annual Maintenance Cost/Cost of Operation	\$ 1,500
Maintenance Cost Over 5 years	\$ 7,500
<b>TOTAL INVESTMENT</b>	<b>\$ 105,500</b>
Est. Salvage Value of Former Capital Asset	\$ 3,000
<b>EST. INITIAL INVESTMENT</b>	<b>\$ 95,000</b>

**Justification for Fleet Expenditure**

This is a replacement of a 2016 Marked Police Sedan. The most cost effective replacement schedule for marked squad cars is 3 years. After 3 years, the marked cars typically have between 80,000-100,000 miles and are outside of the factory warranty. They often require major component replacement and become unsafe for emergency driving.

Fund-Org.-Object-Project	Funding Sources	FY '18	FY '19	FY '20	FY '21	FY '22	Total
0430-4305-41110	Tax Levy	\$ -	\$ 43,000	\$ -	\$ -	\$ 48,000	\$ 91,000
0430-4305-48330	Salvage Value	\$ -	\$ 3,000	\$ -	\$ -	\$ 4,000	\$ 7,000
	<b>Total</b>	<b>\$ -</b>	<b>\$ 46,000</b>	<b>\$ -</b>	<b>\$ -</b>	<b>\$ 52,000</b>	<b>\$ 98,000</b>

Fund-Org.-Object-Project	Expenditures	FY '18	FY '19	FY '20	FY '21	FY '22	Total
0430-4310-68110	#2 - Marked Utility	\$ -	\$ 30,000	\$ -	\$ -	\$ 34,000	\$ 64,000
0430-4310-68110	#2 - Accessories	\$ -	\$ 16,000	\$ -	\$ -	\$ 18,000	\$ 34,000
	<b>Total</b>	<b>\$ -</b>	<b>\$ 46,000</b>	<b>\$ -</b>	<b>\$ -</b>	<b>\$ 52,000</b>	<b>\$ 98,000</b>

**How will this improve our service level and efficiency?**

This will maintain the safety of the marked fleet at the lowest cost.

**CITY OF WAUKESHA, WISCONSIN**  
**FLEET FUND EXPENDITURE**  
 Budget Year: 2018 - 2022

Department: Police Department  
 Dept. Head: Russell Jack  
 Project Contact: SGT Brad Anderson

Fleet #	4
Description of Vehicle or Machinery:	Marked Squad
Addition or Replacement:	Replacement
Initial Cost	\$ 98,000
Anticipated Annual Maintenance Cost/Cost of Operation	\$ 1,500
Maintenance Cost Over 5 years	\$ 7,500
<b>TOTAL INVESTMENT</b>	<b>\$ 105,500</b>
Est. Salvage Value of Former Capital Asset	\$ 3,000
<b>EST. INITIAL INVESTMENT</b>	<b>\$ 95,000</b>

**Justification for Fleet Expenditure**  
 This is a replacement of a 2016 Marked Police Sedan. The most cost effective replacement schedule for marked squad cars is 3 years. After 3 years, the marked cars typically have between 80,000-100,000 miles and are outside of the factory warranty. They often require major component replacement and become unsafe for emergency driving.

Fund-Obj-Project	Funding Sources	FY '18	FY '19	FY '20	FY '21	FY '22	Total
0430-4305-41110	Tax Levy	\$ -	\$ 43,000	\$ -	\$ -	\$ 48,000	\$ 91,000
0430-4305-48330	Salvage Value	\$ -	\$ 3,000	\$ -	\$ -	\$ 4,000	\$ 7,000
	<b>Total</b>	<b>\$ -</b>	<b>\$ 46,000</b>	<b>\$ -</b>	<b>\$ -</b>	<b>\$ 52,000</b>	<b>\$ 98,000</b>

Fund-Obj-Project	Expenditures	FY '18	FY '19	FY '20	FY '21	FY '22	Total
0430-4310-68110	#4 - Marked Utility	\$ -	\$ 30,000	\$ -	\$ -	\$ 34,000	\$ 64,000
0430-4310-68110	#4 - Accessories	\$ -	\$ 16,000	\$ -	\$ -	\$ 18,000	\$ 34,000
	<b>Total</b>	<b>\$ -</b>	<b>\$ 46,000</b>	<b>\$ -</b>	<b>\$ -</b>	<b>\$ 52,000</b>	<b>\$ 98,000</b>

**How will this improve our service level and efficiency?**  
 This will maintain the safety of the marked fleet at the lowest cost.

**CITY OF WAUKESHA, WISCONSIN**  
**FLEET FUND EXPENDITURE**  
 Budget Year: 2018 - 2022

Department: Police Department  
 Dept. Head: Russell Jack  
 Project Contact: SGT Brad Anderson

Fleet #	6
Description of Vehicle or Machinery:	Marked Squad
Addition or Replacement:	Replacement
Initial Cost	\$ 98,000
Anticipated Annual Maintenance Cost/Cost of Operation	\$ 1,500
Maintenance Cost Over 5 years	\$ 7,500
<b>TOTAL INVESTMENT</b>	<b>\$ 105,500</b>
Est. Salvage Value of Former Capital Asset	\$ 3,000
<b>EST. INITIAL INVESTMENT</b>	<b>\$ 95,000</b>

**Justification for Fleet Expenditure**

This is a replacement of a 2016 Marked Police Sedan. The most cost effective replacement schedule for marked squad cars is 3 years. After 3 years, the marked cars typically have between 80,000-100,000 miles and are outside of the factory warranty. They often require major component replacement and become unsafe for emergency driving.

Fund-Org.-Object-Project	Funding Sources	FY '18	FY '19	FY '20	FY '21	FY '22	Total
0430-4305-41110	Tax Levy	\$ -	\$ 43,000	\$ -	\$ -	\$ 48,000	\$ 91,000
0430-4305-48330	Salvage Value	\$ -	\$ 3,000	\$ -	\$ -	\$ 4,000	\$ 7,000
	<b>Total</b>	<b>\$ -</b>	<b>\$ 46,000</b>	<b>\$ -</b>	<b>\$ -</b>	<b>\$ 52,000</b>	<b>\$ 98,000</b>

Fund-Org.-Object-Project	Expenditures	FY '18	FY '19	FY '20	FY '21	FY '22	Total
0430-4310-68110	#6 - Marked Utility	\$ -	\$ 30,000	\$ -	\$ -	\$ 34,000	\$ 64,000
0430-4310-68110	#6 - Accessories	\$ -	\$ 16,000	\$ -	\$ -	\$ 18,000	\$ 34,000
	<b>Total</b>	<b>\$ -</b>	<b>\$ 46,000</b>	<b>\$ -</b>	<b>\$ -</b>	<b>\$ 52,000</b>	<b>\$ 98,000</b>

**How will this improve our service level and efficiency?**

This will maintain the safety of the marked fleet at the lowest cost.

**CITY OF WAUKESHA, WISCONSIN**  
**FLEET FUND EXPENDITURE**  
 Budget Year: 2018 - 2022

Department: Police Department  
 Dept. Head: Russell Jack  
 Project Contact: SGT Brad Anderson

Fleet #	10
Description of Vehicle or Machinery:	Marked Squad
Addition or Replacement:	Replacement
Initial Cost	\$ 98,000
Anticipated Annual Maintenance Cost/Cost of Operation	\$ 1,500
Maintenance Cost Over 5 years	\$ 7,500
<b>TOTAL INVESTMENT</b>	<b>\$ 105,500</b>
Est. Salvage Value of Former Capital Asset	\$ 3,000
<b>EST. INITIAL INVESTMENT</b>	<b>\$ 95,000</b>

**Justification for Fleet Expenditure**

This is a replacement of a 2016 Marked Police Sedan. The most cost effective replacement schedule for marked squad cars is 3 years. After 3 years, the marked cars typically have between 80,000-100,000 miles and are outside of the factory warranty. They often require major component replacement and become unsafe for emergency driving.

Fund-Org.-Object-Project	Funding Sources	FY '18	FY '19	FY '20	FY '21	FY '22	Total
0430-4305-41110	Tax Levy	\$ -	\$ 43,000	\$ -	\$ -	\$ 48,000	\$ 91,000
0430-4305-48330	Salvage Value	\$ -	\$ 3,000	\$ -	\$ -	\$ 4,000	\$ 7,000
	<b>Total</b>	<b>\$ -</b>	<b>\$ 46,000</b>	<b>\$ -</b>	<b>\$ -</b>	<b>\$ 52,000</b>	<b>\$ 98,000</b>

Fund-Org.-Object-Project	Expenditures	FY '18	FY '19	FY '20	FY '21	FY '22	Total
0430-4310-68110	#10 - Marked Utility	\$ -	\$ 30,000	\$ -	\$ -	\$ 34,000	\$ 64,000
0430-4310-68110	#10 - Accessories	\$ -	\$ 16,000	\$ -	\$ -	\$ 18,000	\$ 34,000
	<b>Total</b>	<b>\$ -</b>	<b>\$ 46,000</b>	<b>\$ -</b>	<b>\$ -</b>	<b>\$ 52,000</b>	<b>\$ 98,000</b>

**How will this improve our service level and efficiency?**

This will maintain the safety of the marked fleet at the lowest cost.

**CITY OF WAUKESHA, WISCONSIN**  
**FLEET FUND EXPENDITURE**  
 Budget Year: 2018 - 2022

Department: Police Department  
 Dept. Head: Russell Jack  
 Project Contact: SGT Brad Anderson

Fleet #	16
Description of Vehicle or Machinery:	Marked Squad
Addition or Replacement:	Replacement
Initial Cost	\$ 98,000
Anticipated Annual Maintenance Cost/Cost of Operation	\$ 1,500
Maintenance Cost Over 5 years	\$ 7,500
<b>TOTAL INVESTMENT</b>	<b>\$ 105,500</b>
Est. Salvage Value of Former Capital Asset	\$ 3,000
<b>EST. INITIAL INVESTMENT</b>	<b>\$ 95,000</b>

**Justification for Fleet Expenditure**

This is a replacement of a 2016 Marked Police Sedan. The most cost effective replacement schedule for marked squad cars is 3 years. After 3 years, the marked cars typically have between 80,000-100,000 miles and are outside of the factory warranty. They often require major component replacement and become unsafe for emergency driving.

Fund-Org.-Object-Project	Funding Sources	FY '18	FY '19	FY '20	FY '21	FY '22	Total
0430-4305-41110	Tax Levy	\$ -	\$ 43,000	\$ -	\$ -	\$ 48,000	\$ 91,000
0430-4305-48330	Salvage Value	\$ -	\$ 3,000	\$ -	\$ -	\$ 4,000	\$ 7,000
	<b>Total</b>	<b>\$ -</b>	<b>\$ 46,000</b>	<b>\$ -</b>	<b>\$ -</b>	<b>\$ 52,000</b>	<b>\$ 98,000</b>

Fund-Org.-Object-Project	Expenditures	FY '18	FY '19	FY '20	FY '21	FY '22	Total
0430-4310-68110	#16 - Marked Utility	\$ -	\$ 30,000	\$ -	\$ -	\$ 34,000	\$ 64,000
0430-4310-68110	#16 - Accessories	\$ -	\$ 16,000	\$ -	\$ -	\$ 18,000	\$ 34,000
	<b>Total</b>	<b>\$ -</b>	<b>\$ 46,000</b>	<b>\$ -</b>	<b>\$ -</b>	<b>\$ 52,000</b>	<b>\$ 98,000</b>

**How will this improve our service level and efficiency?**

This will maintain the safety of the marked fleet at the lowest cost.

**CITY OF WAUKESHA, WISCONSIN**  
**FLEET FUND EXPENDITURE**  
 Budget Year: 2018 - 2022

Department: Police Department  
 Dept. Head: Russell Jack  
 Project Contact: SGT Brad Anderson

Fleet #	24
Description of Vehicle or Machinery:	Marked Squad
Addition or Replacement:	Replacement
Initial Cost	\$ 98,000
Anticipated Annual Maintenance Cost/Cost of Operation	\$ 1,500
Maintenance Cost Over 5 years	\$ 7,500
<b>TOTAL INVESTMENT</b>	<b>\$ 105,500</b>
Est. Salvage Value of Former Capital Asset	\$ 3,000
<b>EST. INITIAL INVESTMENT</b>	<b>\$ 95,000</b>

**Justification for Fleet Expenditure**

This is a replacement of a 2016 Marked Police Sedan. The most cost effective replacement schedule for marked squad cars is 3 years. After 3 years, the marked cars typically have between 80,000-100,000 miles and are outside of the factory warranty. They often require major component replacement and become unsafe for emergency driving.

Fund-Org.-Object-Project	Funding Sources	FY '18	FY '19	FY '20	FY '21	FY '22	Total
0430-4305-41110	Tax Levy	\$ -	\$ 43,000	\$ -	\$ -	\$ 48,000	\$ 91,000
0430-4305-48330	Salvage Value	\$ -	\$ 3,000	\$ -	\$ -	\$ 4,000	\$ 7,000
	<b>Total</b>	<b>\$ -</b>	<b>\$ 46,000</b>	<b>\$ -</b>	<b>\$ -</b>	<b>\$ 52,000</b>	<b>\$ 98,000</b>

Fund-Org.-Object-Project	Expenditures	FY '18	FY '19	FY '20	FY '21	FY '22	Total
0430-4310-68110	#24 - Marked Utility	\$ -	\$ 30,000	\$ -	\$ -	\$ 34,000	\$ 64,000
0430-4310-68110	#24 - Accessories	\$ -	\$ 16,000	\$ -	\$ -	\$ 18,000	\$ 34,000
	<b>Total</b>	<b>\$ -</b>	<b>\$ 46,000</b>	<b>\$ -</b>	<b>\$ -</b>	<b>\$ 52,000</b>	<b>\$ 98,000</b>

**How will this improve our service level and efficiency?**

This will maintain the safety of the marked fleet at the lowest cost.

**CITY OF WAUKESHA, WISCONSIN**  
**FLEET FUND EXPENDITURE**  
 Budget Year: 2018 - 2022

Department: Police Department  
 Dept. Head: Russell Jack  
 Project Contact: SGT Brad Anderson

Fleet #	28
Description of Vehicle or Machinery:	Patrol Heavy-Duty Extended SUV
Addition or Replacement:	Replacement
Initial Cost	\$ 67,000
Anticipated Annual Maintenance Cost/Cost of Operation	\$ 1,500
Maintenance Cost Over 5 years	\$ 7,500
<b>TOTAL INVESTMENT</b>	<b>\$ 74,500</b>
Est. Salvage Value of Former Capital Asset	\$ 4,500
<b>EST. INITIAL INVESTMENT</b>	<b>\$ 62,500</b>

**Justification for Fleet Expenditure**

This is a replacement of a 2015 Unmarked Police Heavy Duty SUV. This is a patrol vehicle that contains command and control equipment for management of critical incidents and staging area operations. The most cost effective replacement schedule for this marked squad car is 4 years. After 4 years, this vehicle will typically have between 110,000-130,000 miles and is outside of the factory warranty. The vehicle is likely to require major component replacement and become unsafe for emergency driving.

Fund-Org.-Object-Project	Funding Sources	FY '18	FY '19	FY '20	FY '21	FY '22	Total
0430-4305-41110	Tax Levy	\$ -	\$ 62,500	\$ -	\$ -	\$ -	\$ 62,500
0430-4305-48330	Salvage Value	\$ -	\$ 4,500	\$ -	\$ -	\$ -	\$ 4,500
	<b>Total</b>	<b>\$ -</b>	<b>\$ 67,000</b>	<b>\$ -</b>	<b>\$ -</b>	<b>\$ -</b>	<b>\$ 67,000</b>

Fund-Org.-Object-Project	Expenditures	FY '18	FY '19	FY '20	FY '21	FY '22	Total
0430-4310-68110	#28 - H-D Extended SUV	\$ -	\$ 32,000	\$ -	\$ -	\$ -	\$ 32,000
0430-4310-68110	#28 - Accessories	\$ -	\$ 35,000	\$ -	\$ -	\$ -	\$ 35,000
	<b>Total</b>	<b>\$ -</b>	<b>\$ 67,000</b>	<b>\$ -</b>	<b>\$ -</b>	<b>\$ -</b>	<b>\$ 67,000</b>

**How will this improve our service level and efficiency?**

This will maintain the safety of the marked fleet at the lowest cost.

**CITY OF WAUKESHA, WISCONSIN**  
**FLEET FUND EXPENDITURE**  
 Budget Year: 2018 - 2022

Department: Police Department  
 Dept. Head: Russell Jack  
 Project Contact: SGT Brad Anderson

Fleet #	34
Description of Vehicle or Machinery:	Marked Heavy-Duty SUV
Addition or Replacement:	Replacement
Initial Cost	\$ 52,000
Anticipated Annual Maintenance Cost/Cost of Operation	\$ 1,500
Maintenance Cost Over 5 years	\$ 7,500
<b>TOTAL INVESTMENT</b>	<b>\$ 59,500</b>
Est. Salvage Value of Former Capital Asset	\$ 4,000
<b>EST. INITIAL INVESTMENT</b>	<b>\$ 48,000</b>

**Justification for Fleet Expenditure**

This is a replacement of a 2012 Marked Police Heavy Duty SUV. This is a patrol vehicle that contains special equipment. The most cost effective replacement schedule for this marked squad car is 4 years. After 4 years, this vehicle will typically have between 110,000-130,000 miles and is outside of the factory warranty. The vehicle is likely to require major component replacement and become unsafe for emergency driving.

Fund-Org.-Object-Project	Funding Sources	FY '18	FY '19	FY '20	FY '21	FY '22	Total
0430-4305-41110	Tax Levy	\$ -	\$ 48,000	\$ -	\$ -	\$ -	\$ 48,000
0430-4305-48330	Salvage Value	\$ -	\$ 4,000	\$ -	\$ -	\$ -	\$ 4,000
	<b>Total</b>	<b>\$ -</b>	<b>\$ 52,000</b>	<b>\$ -</b>	<b>\$ -</b>	<b>\$ -</b>	<b>\$ 52,000</b>

Fund-Org.-Object-Project	Expenditures	FY '18	FY '19	FY '20	FY '21	FY '22	Total
0430-4310-68110	#34 - Marked H-D SUV	\$ -	\$ 35,000	\$ -	\$ -	\$ -	\$ 35,000
0430-4310-68110	#34 - Accessories	\$ -	\$ 17,000	\$ -	\$ -	\$ -	\$ 17,000
	<b>Total</b>	<b>\$ -</b>	<b>\$ 52,000</b>	<b>\$ -</b>	<b>\$ -</b>	<b>\$ -</b>	<b>\$ 52,000</b>

**How will this improve our service level and efficiency?**

This will maintain the safety of the marked fleet at the lowest cost.



**CITY OF WAUKESHA, WISCONSIN**  
**FLEET FUND EXPENDITURE**  
 Budget Year: 2018 - 2022

Department: Police Department  
 Dept. Head: Russell Jack  
 Project Contact: SGT Brad Anderson

Fleet #	38
Description of Vehicle or Machinery:	Marked Squad
Addition or Replacement:	Replacement
Initial Cost	\$ 98,000
Anticipated Annual Maintenance Cost/Cost of Operation	\$ 1,500
Maintenance Cost Over 5 years	\$ 7,500
<b>TOTAL INVESTMENT</b>	<b>\$ 105,500</b>
Est. Salvage Value of Former Capital Asset	\$ 3,000
<b>EST. INITIAL INVESTMENT</b>	<b>\$ 95,000</b>

**Justification for Fleet Expenditure**

This is a replacement of a 2016 Marked Police Sedan. The most cost effective replacement schedule for marked squad cars is 3 years. After 3 years, the marked cars typically have between 80,000-100,000 miles and are outside of the factory warranty. They often require major component replacement and become unsafe for emergency driving.

Fund-Org.-Object-Project	Funding Sources	FY '18	FY '19	FY '20	FY '21	FY '22	Total
0430-4305-41110	Tax Levy	\$ -	\$ 43,000	\$ -	\$ -	\$ 48,000	\$ 91,000
0430-4305-48330	Salvage Value	\$ -	\$ 3,000	\$ -	\$ -	\$ 4,000	\$ 7,000
	<b>Total</b>	<b>\$ -</b>	<b>\$ 46,000</b>	<b>\$ -</b>	<b>\$ -</b>	<b>\$ 52,000</b>	<b>\$ 98,000</b>

Fund-Org.-Object-Project	Expenditures	FY '18	FY '19	FY '20	FY '21	FY '22	Total
0430-4310-68110	#38 - Marked Utility	\$ -	\$ 30,000	\$ -	\$ -	\$ 34,000	\$ 64,000
0430-4310-68110	#38 - Accessories	\$ -	\$ 16,000	\$ -	\$ -	\$ 18,000	\$ 34,000
	<b>Total</b>	<b>\$ -</b>	<b>\$ 46,000</b>	<b>\$ -</b>	<b>\$ -</b>	<b>\$ 52,000</b>	<b>\$ 98,000</b>

**How will this improve our service level and efficiency?**

This will maintain the safety of the marked fleet at the lowest cost.

**CITY OF WAUKESHA, WISCONSIN**  
**FLEET FUND EXPENDITURE**  
 Budget Year: 2018 - 2022

**Department:** Police Department  
**Dept. Head:** Russell Jack  
**Project Contact:** SGT Brad Anderson

Fleet #	27
Description of Vehicle or Machinery:	Unmarked Squad Car
Addition or Replacement:	Replacement
Initial Cost	\$ 46,000
Anticipated Annual Maintenance Cost/Cost of Operation	\$ 1,500
Maintenance Cost Over 5 years	\$ 7,500
<b>TOTAL INVESTMENT</b>	<b>\$ 53,500</b>
Est. Salvage Value of Former Capital Asset	\$ 3,000
<b>EST. INITIAL INVESTMENT</b>	<b>\$ 43,000</b>

**Justification for Fleet Expenditure**

This is a replacement of a 2009 Unmarked Police mini-van. This vehicle will have over 70,000 miles. The most cost effective replacement schedule for unmarked squad cars is every 10-12 years. After 10-12 years, the unmarked cars typically have between 80,000-100,000 miles. They often have significant structural degradation and become unsafe for emergency driving.

Fund-Org.-Object-Project	Funding Sources	FY '18	FY '19	FY '20	FY '21	FY '22	Total
0430-4305-41110	Tax Levy	\$ -	\$ 43,000	\$ -	\$ -	\$ -	\$ 43,000
0430-4305-48330	Salvage Value	\$ -	\$ 3,000	\$ -	\$ -	\$ -	\$ 3,000
	<b>Total</b>	<b>\$ -</b>	<b>\$ 46,000</b>	<b>\$ -</b>	<b>\$ -</b>	<b>\$ -</b>	<b>\$ 46,000</b>

Fund-Org.-Object-Project	Expenditures	FY '18	FY '19	FY '20	FY '21	FY '22	Total
0430-4310-68110	#27 - Unmarked Utility	\$ -	\$ 30,000	\$ -	\$ -	\$ -	\$ 30,000
0430-4310-68110	#27 - Accessories	\$ -	\$ 16,000	\$ -	\$ -	\$ -	\$ 16,000
	<b>Total</b>	<b>\$ -</b>	<b>\$ 46,000</b>	<b>\$ -</b>	<b>\$ -</b>	<b>\$ -</b>	<b>\$ 46,000</b>

**How will this improve our service level and efficiency?**

This will maintain the safety of the marked fleet at the lowest cost.

**CITY OF WAUKESHA, WISCONSIN**  
**FLEET FUND EXPENDITURE**  
 Budget Year: 2018 - 2022

Department: Police Department  
 Dept. Head: Russell Jack  
 Project Contact: SGT Brad Anderson

Fleet #	8
Description of Vehicle or Machinery:	Marked Squad
Addition or Replacement:	Replacement
Initial Cost	\$ 48,000
Anticipated Annual Maintenance Cost/Cost of Operation	\$ 1,500
Maintenance Cost Over 5 years	\$ 7,500
<b>TOTAL INVESTMENT</b>	<b>\$ 55,500</b>
Est. Salvage Value of Former Capital Asset	\$ 3,000
<b>EST. INITIAL INVESTMENT</b>	<b>\$ 45,000</b>

**Justification for Fleet Expenditure**

This is a replacement of a 2017 Marked Police Utility. The most cost effective replacement schedule for marked squad cars is 3 years. After 3 years, the marked cars typically have between 80,000-100,000 miles and are outside of the factory warranty. They often require major component replacement and become unsafe for emergency driving.

Fund-Org.-Object-Project	Funding Sources	FY '18	FY '19	FY '20	FY '21	FY '22	Total
0430-4305-41110	Tax Levy	\$ -	\$ -	\$ 45,000	\$ -	\$ -	\$ 45,000
0430-4305-48330	Salvage Value	\$ -	\$ -	\$ 3,000	\$ -	\$ -	\$ 3,000
	<b>Total</b>	<b>\$ -</b>	<b>\$ -</b>	<b>\$ 48,000</b>	<b>\$ -</b>	<b>\$ -</b>	<b>\$ 48,000</b>

Fund-Org.-Object-Project	Expenditures	FY '18	FY '19	FY '20	FY '21	FY '22	Total
0430-4310-68110	#8 - Marked Utility	\$ -	\$ -	\$ 31,000	\$ -	\$ -	\$ 31,000
0430-4310-68110	#8 - Accessories	\$ -	\$ -	\$ 17,000	\$ -	\$ -	\$ 17,000
	<b>Total</b>	<b>\$ -</b>	<b>\$ -</b>	<b>\$ 48,000</b>	<b>\$ -</b>	<b>\$ -</b>	<b>\$ 48,000</b>

**How will this improve our service level and efficiency?**

This will maintain the safety of the marked fleet at the lowest cost.

**CITY OF WAUKESHA, WISCONSIN**  
**FLEET FUND EXPENDITURE**  
 Budget Year: 2018 - 2022

Department: Police Department  
 Dept. Head: Russell Jack  
 Project Contact: SGT Brad Anderson

Fleet #	12
Description of Vehicle or Machinery:	Marked Heavy Duty SUV
Addition or Replacement:	Replacement
Initial Cost	\$ 52,000
Anticipated Annual Maintenance Cost/Cost of Operation	\$ 1,500
Maintenance Cost Over 5 years	\$ 7,500
<b>TOTAL INVESTMENT</b>	<b>\$ 59,500</b>
Est. Salvage Value of Former Capital Asset	\$ 4,000
<b>EST. INITIAL INVESTMENT</b>	<b>\$ 48,000</b>

**Justification for Fleet Expenditure**

This is a replacement of a 2016 Marked Police Heavy Duty SUV. This is a patrol vehicle that contains special equipment. The most cost effective replacement schedule for this marked squad car is 4 years. After 4 years, this vehicle will typically have between 110,000-130,000 miles and is outside of the factory warranty. The vehicle is likely to require major component replacement and become unsafe for emergency driving.

Fund-Org.-Object-Project	Funding Sources	FY '18	FY '19	FY '20	FY '21	FY '22	Total
0430-4305-41110	Tax Levy	\$ -	\$ -	\$ 48,000	\$ -	\$ -	\$ 48,000
0430-4305-48330	Salvage Value	\$ -	\$ -	\$ 4,000	\$ -	\$ -	\$ 4,000
	<b>Total</b>	<b>\$ -</b>	<b>\$ -</b>	<b>\$ 52,000</b>	<b>\$ -</b>	<b>\$ -</b>	<b>\$ 52,000</b>

Fund-Org.-Object-Project	Expenditures	FY '18	FY '19	FY '20	FY '21	FY '22	Total
0430-4310-68110	#12 - Marked H-D SUV	\$ -	\$ -	\$ 36,000	\$ -	\$ -	\$ 36,000
0430-4310-68110	#12 - Accessories	\$ -	\$ -	\$ 16,000	\$ -	\$ -	\$ 16,000
	<b>Total</b>	<b>\$ -</b>	<b>\$ -</b>	<b>\$ 52,000</b>	<b>\$ -</b>	<b>\$ -</b>	<b>\$ 52,000</b>

**How will this improve our service level and efficiency?**

This will maintain the safety of the marked fleet at the lowest cost.

**CITY OF WAUKESHA, WISCONSIN**  
**FLEET FUND EXPENDITURE**  
 Budget Year: 2018 - 2022

Department: Police Department  
 Dept. Head: Russell Jack  
 Project Contact: SGT Brad Anderson

Fleet #	14
Description of Vehicle or Machinery:	Marked Squad
Addition or Replacement:	Replacement
Initial Cost	\$ 48,000
Anticipated Annual Maintenance Cost/Cost of Operation	\$ 1,500
Maintenance Cost Over 5 years	\$ 7,500
<b>TOTAL INVESTMENT</b>	<b>\$ 55,500</b>
Est. Salvage Value of Former Capital Asset	\$ 3,000
<b>EST. INITIAL INVESTMENT</b>	<b>\$ 45,000</b>

**Justification for Fleet Expenditure**

This is a replacement of a 2017 Marked Police Utility. The most cost effective replacement schedule for marked squad cars is 3 years. After 3 years, the marked cars typically have between 80,000-100,000 miles and are outside of the factory warranty. They often require major component replacement and become unsafe for emergency driving.

Fund-Org.-Object-Project	Funding Sources	FY '18	FY '19	FY '20	FY '21	FY '22	Total
0430-4305-41110	Tax Levy	\$ -	\$ -	\$ 45,000	\$ -	\$ -	\$ 45,000
0430-4305-48330	Salvage Value	\$ -	\$ -	\$ 3,000	\$ -	\$ -	\$ 3,000
	<b>Total</b>	<b>\$ -</b>	<b>\$ -</b>	<b>\$ 48,000</b>	<b>\$ -</b>	<b>\$ -</b>	<b>\$ 48,000</b>

Fund-Org.-Object-Project	Expenditures	FY '18	FY '19	FY '20	FY '21	FY '22	Total
0430-4310-68110	#14 - Marked Utility	\$ -	\$ -	\$ 31,000	\$ -	\$ -	\$ 31,000
0430-4310-68110	#14 - Accessories	\$ -	\$ -	\$ 17,000	\$ -	\$ -	\$ 17,000
	<b>Total</b>	<b>\$ -</b>	<b>\$ -</b>	<b>\$ 48,000</b>	<b>\$ -</b>	<b>\$ -</b>	<b>\$ 48,000</b>

**How will this improve our service level and efficiency?**

This will maintain the safety of the marked fleet at the lowest cost.

**CITY OF WAUKESHA, WISCONSIN**  
**FLEET FUND EXPENDITURE**  
 Budget Year: 2018 - 2022

Department: Police Department  
 Dept. Head: Russell Jack  
 Project Contact: SGT Brad Anderson

Fleet #	18
Description of Vehicle or Machinery:	Marked Squad
Addition or Replacement:	Replacement
Initial Cost	\$ 48,000
Anticipated Annual Maintenance Cost/Cost of Operation	\$ 1,500
Maintenance Cost Over 5 years	\$ 7,500
<b>TOTAL INVESTMENT</b>	<b>\$ 55,500</b>
Est. Salvage Value of Former Capital Asset	\$ 3,000
<b>EST. INITIAL INVESTMENT</b>	<b>\$ 45,000</b>

**Justification for Fleet Expenditure**

This is a replacement of a 2017 Marked Police Utility. The most cost effective replacement schedule for marked squad cars is 3 years. After 3 years, the marked cars typically have between 80,000-100,000 miles and are outside of the factory warranty. They often require major component replacement and become unsafe for emergency driving.

Fund-Org.-Object-Project	Funding Sources	FY '18	FY '19	FY '20	FY '21	FY '22	Total
0430-4305-41110	Tax Levy	\$ -	\$ -	\$ 45,000	\$ -	\$ -	\$ 45,000
0430-4305-48330	Salvage Value	\$ -	\$ -	\$ 3,000	\$ -	\$ -	\$ 3,000
	<b>Total</b>	<b>\$ -</b>	<b>\$ -</b>	<b>\$ 48,000</b>	<b>\$ -</b>	<b>\$ -</b>	<b>\$ 48,000</b>

Fund-Org.-Object-Project	Expenditures	FY '18	FY '19	FY '20	FY '21	FY '22	Total
0430-4310-68110	#18 - Marked Utility	\$ -	\$ -	\$ 31,000	\$ -	\$ -	\$ 31,000
0430-4310-68110	#18 - Accessories	\$ -	\$ -	\$ 17,000	\$ -	\$ -	\$ 17,000
	<b>Total</b>	<b>\$ -</b>	<b>\$ -</b>	<b>\$ 48,000</b>	<b>\$ -</b>	<b>\$ -</b>	<b>\$ 48,000</b>

**How will this improve our service level and efficiency?**

This will maintain the safety of the marked fleet at the lowest cost.

**CITY OF WAUKESHA, WISCONSIN**  
**FLEET FUND EXPENDITURE**  
 Budget Year: 2018 - 2022

Department: Police Department  
 Dept. Head: Russell Jack  
 Project Contact: SGT Brad Anderson

Fleet #	21
Description of Vehicle or Machinery:	Unmarked Squad Car
Addition or Replacement:	Replacement
Initial Cost	\$ 36,000
Anticipated Annual Maintenance Cost/Cost of Operation	\$ 1,500
Maintenance Cost Over 5 years	\$ 7,500
<b>TOTAL INVESTMENT</b>	<b>\$ 43,500</b>
Est. Salvage Value of Former Capital Asset	\$ 2,000
<b>EST. INITIAL INVESTMENT</b>	<b>\$ 34,000</b>

**Justification for Fleet Expenditure**

This is a replacement of a 2010 Unmarked Police Sedan. The most cost effective replacement schedule for unmarked squad cars is every 10-12 years. After 10-12 years, the unmarked cars typically have between 80,000-100,000 miles. They often have significant structural degradation and become unsafe for emergency driving.

Fund-Obj-Project	Funding Sources	FY '18	FY '19	FY '20	FY '21	FY '22	Total
0430-4305-41110	Tax Levy	\$ -	\$ -	\$ 34,000	\$ -	\$ -	\$ 34,000
0430-4305-48330	Salvage Value	\$ -	\$ -	\$ 2,000	\$ -	\$ -	\$ 2,000
	<b>Total</b>	<b>\$ -</b>	<b>\$ -</b>	<b>\$ 36,000</b>	<b>\$ -</b>	<b>\$ -</b>	<b>\$ 36,000</b>

Fund-Obj-Project	Expenditures	FY '18	FY '19	FY '20	FY '21	FY '22	Total
0430-4310-68110	#21 - Unmarked Sedan	\$ -	\$ -	\$ 32,000	\$ -	\$ -	\$ 32,000
0430-4310-68110	#21 - Accessories	\$ -	\$ -	\$ 4,000	\$ -	\$ -	\$ 4,000
	<b>Total</b>	<b>\$ -</b>	<b>\$ -</b>	<b>\$ 36,000</b>	<b>\$ -</b>	<b>\$ -</b>	<b>\$ 36,000</b>

**How will this improve our service level and efficiency?**

This will maintain the safety of the marked fleet at the lowest cost.

**CITY OF WAUKESHA, WISCONSIN**  
**FLEET FUND EXPENDITURE**  
 Budget Year: 2018 - 2022

Department: Police Department  
 Dept. Head: Russell Jack  
 Project Contact: SGT Brad Anderson

Fleet #	32
Description of Vehicle or Machinery:	Marked Squad
Addition or Replacement:	Replacement
Initial Cost	\$ 48,000
Anticipated Annual Maintenance Cost/Cost of Operation	\$ 1,500
Maintenance Cost Over 5 years	\$ 7,500
<b>TOTAL INVESTMENT</b>	<b>\$ 55,500</b>
Est. Salvage Value of Former Capital Asset	\$ 3,000
<b>EST. INITIAL INVESTMENT</b>	<b>\$ 45,000</b>

**Justification for Fleet Expenditure**

This is a replacement of a 2017 Marked Police Utility. The most cost effective replacement schedule for marked squad cars is 3 years. After 3 years, the marked cars typically have between 80,000-100,000 miles and are outside of the factory warranty. They often require major component replacement and become unsafe for emergency driving.

Fund-Org.-Object-Project	Funding Sources	FY '18	FY '19	FY '20	FY '21	FY '22	Total
0430-4305-41110	Tax Levy	\$ -	\$ -	\$ 45,000	\$ -	\$ -	\$ 45,000
0430-4305-48330	Salvage Value	\$ -	\$ -	\$ 3,000	\$ -	\$ -	\$ 3,000
	<b>Total</b>	<b>\$ -</b>	<b>\$ -</b>	<b>\$ 48,000</b>	<b>\$ -</b>	<b>\$ -</b>	<b>\$ 48,000</b>

Fund-Org.-Object-Project	Expenditures	FY '18	FY '19	FY '20	FY '21	FY '22	Total
0430-4310-68110	#32 - Marked Utility	\$ -	\$ -	\$ 31,000	\$ -	\$ -	\$ 31,000
0430-4310-68110	#32 - Accessories	\$ -	\$ -	\$ 17,000	\$ -	\$ -	\$ 17,000
	<b>Total</b>	<b>\$ -</b>	<b>\$ -</b>	<b>\$ 48,000</b>	<b>\$ -</b>	<b>\$ -</b>	<b>\$ 48,000</b>

**How will this improve our service level and efficiency?**

This will maintain the safety of the marked fleet at the lowest cost.



**CITY OF WAUKESHA, WISCONSIN**  
**FLEET FUND EXPENDITURE**  
 Budget Year: 2018 - 2022

Department: Police Department  
 Dept. Head: Russell Jack  
 Project Contact: SGT Brad Anderson

Fleet #	36
Description of Vehicle or Machinery:	Marked Squad
Addition or Replacement:	Replacement
Initial Cost	\$ 48,000
Anticipated Annual Maintenance Cost/Cost of Operation	\$ 1,500
Maintenance Cost Over 5 years	\$ 7,500
<b>TOTAL INVESTMENT</b>	<b>\$ 55,500</b>
Est. Salvage Value of Former Capital Asset	\$ 3,000
<b>EST. INITIAL INVESTMENT</b>	<b>\$ 45,000</b>

**Justification for Fleet Expenditure**

This is a replacement of a 2017 Marked Police Utility. The most cost effective replacement schedule for marked squad cars is 3 years. After 3 years, the marked cars typically have between 80,000-100,000 miles and are outside of the factory warranty. They often require major component replacement and become unsafe for emergency driving.

Fund-Obj-Project	Funding Sources	FY '18	FY '19	FY '20	FY '21	FY '22	Total
0430-4305-41110	Tax Levy	\$ -	\$ -	\$ 45,000	\$ -	\$ -	\$ 45,000
0430-4305-48330	Salvage Value	\$ -	\$ -	\$ 3,000	\$ -	\$ -	\$ 3,000
	<b>Total</b>	<b>\$ -</b>	<b>\$ -</b>	<b>\$ 48,000</b>	<b>\$ -</b>	<b>\$ -</b>	<b>\$ 48,000</b>

Fund-Obj-Project	Expenditures	FY '18	FY '19	FY '20	FY '21	FY '22	Total
0430-4310-68110	#36 - Marked Utility	\$ -	\$ -	\$ 31,000	\$ -	\$ -	\$ 31,000
0430-4310-68110	#36 - Accessories	\$ -	\$ -	\$ 17,000	\$ -	\$ -	\$ 17,000
	<b>Total</b>	<b>\$ -</b>	<b>\$ -</b>	<b>\$ 48,000</b>	<b>\$ -</b>	<b>\$ -</b>	<b>\$ 48,000</b>

**How will this improve our service level and efficiency?**

This will maintain the safety of the marked fleet at the lowest cost.

**CITY OF WAUKESHA, WISCONSIN**  
**FLEET FUND EXPENDITURE**  
 Budget Year: 2018 - 2022

Department: Police Department  
 Dept. Head: Russell Jack  
 Project Contact: SGT Brad Anderson

Fleet #	44
Description of Vehicle or Machinery:	Marked Squad
Addition or Replacement:	Replacement
Initial Cost	\$ 48,000
Anticipated Annual Maintenance Cost/Cost of Operation	\$ 1,500
Maintenance Cost Over 5 years	\$ 7,500
<b>TOTAL INVESTMENT</b>	<b>\$ 55,500</b>
Est. Salvage Value of Former Capital Asset	\$ 3,000
<b>EST. INITIAL INVESTMENT</b>	<b>\$ 45,000</b>

**Justification for Fleet Expenditure**

This is a replacement of a 2017 Marked Police Utility. The most cost effective replacement schedule for marked squad cars is 3 years. After 3 years, the marked cars typically have between 80,000-100,000 miles and are outside of the factory warranty. They often require major component replacement and become unsafe for emergency driving.

Fund-Obj-Project	Funding Sources	FY '18	FY '19	FY '20	FY '21	FY '22	Total
0430-4305-41110	Tax Levy	\$ -	\$ -	\$ 45,000	\$ -	\$ -	\$ 45,000
0430-4305-48330	Salvage Value	\$ -	\$ -	\$ 3,000	\$ -	\$ -	\$ 3,000
	<b>Total</b>	<b>\$ -</b>	<b>\$ -</b>	<b>\$ 48,000</b>	<b>\$ -</b>	<b>\$ -</b>	<b>\$ 48,000</b>

Fund-Obj-Project	Expenditures	FY '18	FY '19	FY '20	FY '21	FY '22	Total
0430-4310-68110	#44 - Marked Utility	\$ -	\$ -	\$ 31,000	\$ -	\$ -	\$ 31,000
0430-4310-68110	#44 - Accessories	\$ -	\$ -	\$ 17,000	\$ -	\$ -	\$ 17,000
	<b>Total</b>	<b>\$ -</b>	<b>\$ -</b>	<b>\$ 48,000</b>	<b>\$ -</b>	<b>\$ -</b>	<b>\$ 48,000</b>

**How will this improve our service level and efficiency?**

This will maintain the safety of the marked fleet at the lowest cost.

**CITY OF WAUKESHA, WISCONSIN**  
**FLEET FUND EXPENDITURE**  
 Budget Year: 2018 - 2022

Department: Police Department  
 Dept. Head: Russell Jack  
 Project Contact: SGT Brad Anderson

Fleet #	48
Description of Vehicle or Machinery:	Marked Squad
Addition or Replacement:	Replacement
Initial Cost	\$ 48,000
Anticipated Annual Maintenance Cost/Cost of Operation	\$ 1,500
Maintenance Cost Over 5 years	\$ 7,500
<b>TOTAL INVESTMENT</b>	<b>\$ 55,500</b>
Est. Salvage Value of Former Capital Asset	\$ 3,000
<b>EST. INITIAL INVESTMENT</b>	<b>\$ 45,000</b>

**Justification for Fleet Expenditure**

This is a replacement of a 2017 Marked Police Utility. The most cost effective replacement schedule for marked squad cars is 3 years. After 3 years, the marked cars typically have between 80,000-100,000 miles and are outside of the factory warranty. They often require major component replacement and become unsafe for emergency driving.

Fund-Org.-Object-Project	Funding Sources	FY '18	FY '19	FY '20	FY '21	FY '22	Total
0430-4305-41110	Tax Levy	\$ -	\$ -	\$ 45,000	\$ -	\$ -	\$ 45,000
0430-4305-48330	Salvage Value	\$ -	\$ -	\$ 3,000	\$ -	\$ -	\$ 3,000
	<b>Total</b>	<b>\$ -</b>	<b>\$ -</b>	<b>\$ 48,000</b>	<b>\$ -</b>	<b>\$ -</b>	<b>\$ 48,000</b>

Fund-Org.-Object-Project	Expenditures	FY '18	FY '19	FY '20	FY '21	FY '22	Total
0430-4310-68110	#48 - Marked Utility	\$ -	\$ -	\$ 31,000	\$ -	\$ -	\$ 31,000
0430-4310-68110	#48 - Accessories	\$ -	\$ -	\$ 17,000	\$ -	\$ -	\$ 17,000
	<b>Total</b>	<b>\$ -</b>	<b>\$ -</b>	<b>\$ 48,000</b>	<b>\$ -</b>	<b>\$ -</b>	<b>\$ 48,000</b>

**How will this improve our service level and efficiency?**

This will maintain the safety of the marked fleet at the lowest cost.

**CITY OF WAUKESHA, WISCONSIN**  
**FLEET FUND EXPENDITURE**  
 Budget Year: 2018 - 2022

Department: Police Department  
 Dept. Head: Russell Jack  
 Project Contact: SGT Brad Anderson

Fleet #	52
Description of Vehicle or Machinery:	Marked Squad
Addition or Replacement:	Replacement
Initial Cost	\$ 48,000
Anticipated Annual Maintenance Cost/Cost of Operation	\$ 1,500
Maintenance Cost Over 5 years	\$ 7,500
<b>TOTAL INVESTMENT</b>	<b>\$ 55,500</b>
Est. Salvage Value of Former Capital Asset	\$ 3,000
<b>EST. INITIAL INVESTMENT</b>	<b>\$ 45,000</b>

**Justification for Fleet Expenditure**

This is a replacement of a 2017 Marked Police Utility. The most cost effective replacement schedule for marked squad cars is 3 years. After 3 years, the marked cars typically have between 80,000-100,000 miles and are outside of the factory warranty. They often require major component replacement and become unsafe for emergency driving.

Fund-Org.-Object-Project	Funding Sources	FY '18	FY '19	FY '20	FY '21	FY '22	Total
0430-4305-41110	Tax Levy	\$ -	\$ -	\$ 45,000	\$ -	\$ -	\$ 45,000
0430-4305-48330	Salvage Value	\$ -	\$ -	\$ 3,000	\$ -	\$ -	\$ 3,000
	<b>Total</b>	<b>\$ -</b>	<b>\$ -</b>	<b>\$ 48,000</b>	<b>\$ -</b>	<b>\$ -</b>	<b>\$ 48,000</b>

Fund-Org.-Object-Project	Expenditures	FY '18	FY '19	FY '20	FY '21	FY '22	Total
0430-4310-68110	#52 - Marked Utility	\$ -	\$ -	\$ 31,000	\$ -	\$ -	\$ 31,000
0430-4310-68110	#52 - Accessories	\$ -	\$ -	\$ 17,000	\$ -	\$ -	\$ 17,000
	<b>Total</b>	<b>\$ -</b>	<b>\$ -</b>	<b>\$ 48,000</b>	<b>\$ -</b>	<b>\$ -</b>	<b>\$ 48,000</b>

**How will this improve our service level and efficiency?**

This will maintain the safety of the marked fleet at the lowest cost.

**CITY OF WAUKESHA, WISCONSIN**  
**FLEET FUND EXPENDITURE**  
 Budget Year: 2018 - 2022

Department: Police Department  
 Dept. Head: Russell Jack  
 Project Contact: SGT Brad Anderson

Fleet #	35
Description of Vehicle or Machinery:	Unmarked Squad Car
Addition or Replacement:	Replacement
Initial Cost	\$ 38,000
Anticipated Annual Maintenance Cost/Cost of Operation	\$ 1,500
Maintenance Cost Over 5 years	\$ 7,500
<b>TOTAL INVESTMENT</b>	<b>\$ 45,500</b>
Est. Salvage Value of Former Capital Asset	\$ 3,000
<b>EST. INITIAL INVESTMENT</b>	<b>\$ 35,000</b>

**Justification for Fleet Expenditure**

This is a replacement of a 2011 Unmarked Police Sedan. The most cost effective replacement schedule for unmarked squad cars is every 10-12 years. After 10-12 years, the unmarked cars typically have between 80,000-100,000 miles. They often have significant structural degradation and become unsafe for emergency driving.

Fund-Obj-Project	Funding Sources	FY '18	FY '19	FY '20	FY '21	FY '22	Total
0430-4305-41110	Tax Levy	\$ -	\$ -	\$ -	\$ 35,000	\$ -	\$ 35,000
0430-4305-48330	Salvage Value	\$ -	\$ -	\$ -	\$ 3,000	\$ -	\$ 3,000
	<b>Total</b>	<b>\$ -</b>	<b>\$ -</b>	<b>\$ -</b>	<b>\$ 38,000</b>	<b>\$ -</b>	<b>\$ 38,000</b>

Fund-Obj-Project	Expenditures	FY '18	FY '19	FY '20	FY '21	FY '22	Total
0430-4310-68110	#35 - Unmarked Sedan	\$ -	\$ -	\$ -	\$ 34,000	\$ -	\$ 34,000
0430-4310-68110	#35 - Accessories	\$ -	\$ -	\$ -	\$ 4,000	\$ -	\$ 4,000
	<b>Total</b>	<b>\$ -</b>	<b>\$ -</b>	<b>\$ -</b>	<b>\$ 38,000</b>	<b>\$ -</b>	<b>\$ 38,000</b>

**How will this improve our service level and efficiency?**

This will maintain the safety of the marked fleet at the lowest cost.

**CITY OF WAUKESHA, WISCONSIN**  
**FLEET FUND EXPENDITURE**  
 Budget Year: 2018 - 2022

**Department:** Police Department  
**Dept. Head:** Russell Jack  
**Project Contact:** SGT Brad Anderson

Fleet #	39
Description of Vehicle or Machinery:	Unmarked Squad Car
Addition or Replacement:	Replacement
Initial Cost	\$ 38,000
Anticipated Annual Maintenance Cost/Cost of Operation	\$ 1,500
Maintenance Cost Over 5 years	\$ 7,500
<b>TOTAL INVESTMENT</b>	<b>\$ 45,500</b>
Est. Salvage Value of Former Capital Asset	\$ 3,000
<b>EST. INITIAL INVESTMENT</b>	<b>\$ 35,000</b>

**Justification for Fleet Expenditure**  
 This is a replacement of a 2001 Unmarked Police Sedan. This vehicle will have over 90,000 miles. The most cost effective replacement schedule for unmarked squad cars is every 10-12 years. After 10-12 years, the unmarked cars typically have between 80,000-100,000 miles. They often have significant structural degradation and become unsafe for emergency driving.

Fund-Org.-Object-Project	Funding Sources	FY '18	FY '19	FY '20	FY '21	FY '22	Total
0430-4305-41110	Tax Levy	\$ -	\$ -	\$ -	\$ 35,000	\$ -	\$ 35,000
0430-4305-48330	Salvage Value	\$ -	\$ -	\$ -	\$ 3,000	\$ -	\$ 3,000
	<b>Total</b>	<b>\$ -</b>	<b>\$ -</b>	<b>\$ -</b>	<b>\$ 38,000</b>	<b>\$ -</b>	<b>\$ 38,000</b>

Fund-Org.-Object-Project	Expenditures	FY '18	FY '19	FY '20	FY '21	FY '22	Total
0430-4310-68110	#39 - Unmarked Sedan	\$ -	\$ -	\$ -	\$ 34,000	\$ -	\$ 34,000
0430-4310-68110	#39 - Accessories	\$ -	\$ -	\$ -	\$ 4,000	\$ -	\$ 4,000
	<b>Total</b>	<b>\$ -</b>	<b>\$ -</b>	<b>\$ -</b>	<b>\$ 38,000</b>	<b>\$ -</b>	<b>\$ 38,000</b>

**How will this improve our service level and efficiency?**  
 This will maintain the safety of the marked fleet at the lowest cost.

**CITY OF WAUKESHA, WISCONSIN**  
**FLEET FUND EXPENDITURE**  
 Budget Year: 2018 - 2022

Department: Police Department  
 Dept. Head: Russell Jack  
 Project Contact: SGT Brad Anderson

Fleet #	54
Description of Vehicle or Machinery:	Unmarked SWAT Truck
Addition or Replacement:	Replacement
Initial Cost	\$ 70,000
Anticipated Annual Maintenance Cost/Cost of Operation	\$ 1,500
Maintenance Cost Over 5 years	\$ 7,500
<b>TOTAL INVESTMENT</b>	<b>\$ 77,500</b>
Est. Salvage Value of Former Capital Asset	\$ 2,000
<b>EST. INITIAL INVESTMENT</b>	<b>\$ 68,000</b>

**Justification for Fleet Expenditure**

This is a replacement of a 1999 Cargo Truck used to transport SWAT personnel and equipment. While this vehicle will have relatively low mileage, the structural degradation due to the age requires replacement.

Fund-Obj-Project	Funding Sources	FY '18	FY '19	FY '20	FY '21	FY '22	Total
0430-4305-41110	Tax Levy	\$ -	\$ -	\$ -	\$ 68,000	\$ -	\$ 68,000
0430-4305-48330	Salvage Value	\$ -	\$ -	\$ -	\$ 2,000	\$ -	\$ 2,000
	<b>Total</b>	<b>\$ -</b>	<b>\$ -</b>	<b>\$ -</b>	<b>\$ 70,000</b>	<b>\$ -</b>	<b>\$ 70,000</b>

Fund-Obj-Project	Expenditures	FY '18	FY '19	FY '20	FY '21	FY '22	Total
0430-4310-68110	#54 - SWAT Truck	\$ -	\$ -	\$ -	\$ 55,000	\$ -	\$ 55,000
0430-4310-68110	#54 - Accessories	\$ -	\$ -	\$ -	\$ 15,000	\$ -	\$ 15,000
	<b>Total</b>	<b>\$ -</b>	<b>\$ -</b>	<b>\$ -</b>	<b>\$ 70,000</b>	<b>\$ -</b>	<b>\$ 70,000</b>

**How will this improve our service level and efficiency?**

This will maintain the safety of the marked fleet at the lowest cost.

**CITY OF WAUKESHA, WISCONSIN**  
**FLEET FUND EXPENDITURE**  
 Budget Year: 2018 - 2022

Department: Parks, Recreation & Forestry  
 Dept. Head: Ron Grall  
 Project Contact: Melissa Philipps

Fleet #	56
Description of Vehicle or Machinery:	Brush Bandit Stump Grinder
Addition or Replacement:	Replacement
Initial Cost	\$ 50,000
Anticipated Annual Maintenance Cost/Cost of Operation	\$ 2,000
Maintenance Cost Over 5 years	\$ 10,000
<b>TOTAL INVESTMENT</b>	<b>\$ 60,000</b>
Est. Salvage Value of Former Capital Asset	
<b>EST. INITIAL INVESTMENT</b>	<b>\$ 50,000</b>

**Justification for Fleet Expenditure**

This machine grubs between 450 and 500 stumps per year during two seasons of tree planting. It is a large 100+ horse tow-behind machine capable of handling our largest terrace and park trees.

Fund-Org.-Object-Project	Funding Sources	FY '18	FY '19	FY '20	FY '21	FY '22	Total
0430-4305-49110	10-yr GO Debt	\$ 50,000	\$ -	\$ -	\$ -	\$ -	\$ 50,000
	<b>Total</b>	<b>\$ 50,000</b>	<b>\$ -</b>	<b>\$ -</b>	<b>\$ -</b>	<b>\$ -</b>	<b>\$ 50,000</b>

Fund-Org.-Object-Project	Expenditures	FY '18	FY '19	FY '20	FY '21	FY '22	Total
0430-4355-68140	#56 - Stump Grinder	\$ 50,000	\$ -	\$ -	\$ -	\$ -	\$ 50,000
	<b>Total</b>	<b>\$ 50,000</b>	<b>\$ -</b>	<b>\$ -</b>	<b>\$ -</b>	<b>\$ -</b>	<b>\$ 50,000</b>

**How will this improve our service level and efficiency?**

Stump grinding is critical to our tree operations (450-500 stumps/year). The current machine has 1,502 hours (~9,000 stumps) and was purchased in 1996. Total life to date repairs exceed \$14,000.



**CITY OF WAUKESHA, WISCONSIN**  
**FLEET FUND EXPENDITURE**  
 Budget Year: 2018 - 2022

Department: Parks, Recreation & Forestry  
 Dept. Head: Ron Grall  
 Project Contact: Melissa Philipps

Fleet #	12
Description of Vehicle or Machinery:	2-3 Yard Small Dump Truck
Addition or Replacement:	Replacement
Initial Cost	\$ 47,500
Anticipated Annual Maintenance Cost/Cost of Operation	\$ 1,200
Maintenance Cost Over 5 years	\$ 6,000
<b>TOTAL INVESTMENT</b>	<b>\$ 53,500</b>
Est. Salvage Value of Former Capital Asset	\$ 3,000
<b>EST. INITIAL INVESTMENT</b>	<b>\$ 44,500</b>

**Justification for Fleet Expenditure**

#12 - This is an all - purpose small dump truck that does not require a CDL license to operate, thus can be used by seasonal staff. It is used to haul bulk materials such as topsoil, mulch or straw. It often pulls a trailer and can be used to haul salt during winter operations.

Fund-Org.-Object-Project	Funding Sources	FY '18	FY '19	FY '20	FY '21	FY '22	Total
0430-4305-49110	10-yr GO Debt	\$ 44,500	\$ -	\$ -	\$ -	\$ -	\$ 44,500
0430-4305-48330	Salvage Value	\$ 3,000	\$ -	\$ -	\$ -	\$ -	\$ 3,000
	<b>Total</b>	<b>\$ 47,500</b>	<b>\$ -</b>	<b>\$ -</b>	<b>\$ -</b>	<b>\$ -</b>	<b>\$ 47,500</b>

Fund-Org.-Object-Project	Expenditures	FY '18	FY '19	FY '20	FY '21	FY '22	Total
0430-4355-68140	#12 - 2-3 Yd Dump Truck	\$ 47,500	\$ -	\$ -	\$ -	\$ -	\$ 47,500
	<b>Total</b>	<b>\$ 47,500</b>	<b>\$ -</b>	<b>\$ -</b>	<b>\$ -</b>	<b>\$ -</b>	<b>\$ 47,500</b>

**How will this improve our service level and efficiency?**

This small dump truck is a virtual workhorse in our operation and is identical to it's twin #2, also requested in 2018. Total life to date repairs exceed \$11,000 or 48% of it's original cost.

**CITY OF WAUKESHA, WISCONSIN**  
**FLEET FUND EXPENDITURE**  
 Budget Year: 2018 - 2022

Department: Parks, Recreation & Forestry  
 Dept. Head: Ron Grall  
 Project Contact: Melissa Philipps

Fleet #	2
Description of Vehicle or Machinery:	2-3 Yard Small Dump Truck
Addition or Replacement:	Replacement
Initial Cost	\$ 47,500
Anticipated Annual Maintenance Cost/Cost of Operation	\$ 1,200
Maintenance Cost Over 5 years	\$ 6,000
<b>TOTAL INVESTMENT</b>	<b>\$ 53,500</b>
Est. Salvage Value of Former Capital Asset	\$ 3,000
<b>EST. INITIAL INVESTMENT</b>	<b>\$ 44,500</b>

**Justification for Fleet Expenditure**  
 #2 - This is an all - purpose small dump truck that does not require a CDL license to operate, thus can be used by seasonal staff. It is used to haul bulk materials like topsoil, mulch or straw. It often pulls a trailer and can be used to haul salt during winter operations.

Fund-Org.-Object-Project	Funding Sources	FY '18	FY '19	FY '20	FY '21	FY '22	Total
0430-4305-49110	10-yr GO Debt	\$ 44,500	\$ -	\$ -	\$ -	\$ -	\$ 44,500
0430-4305-48330	Salvage Value	\$ 3,000	\$ -	\$ -	\$ -	\$ -	\$ 3,000
	<b>Total</b>	<b>\$ 47,500</b>	<b>\$ -</b>	<b>\$ -</b>	<b>\$ -</b>	<b>\$ -</b>	<b>\$ 47,500</b>

Fund-Org.-Object-Project	Expenditures	FY '18	FY '19	FY '20	FY '21	FY '22	Total
0430-4355-68140	#2 - 2-3 Yd Dump Truck	\$ 47,500	\$ -	\$ -	\$ -	\$ -	\$ 47,500
	<b>Total</b>	<b>\$ 47,500</b>	<b>\$ -</b>	<b>\$ -</b>	<b>\$ -</b>	<b>\$ -</b>	<b>\$ 47,500</b>

**How will this improve our service level and efficiency?**  
 This small dump truck is a virtual workhorse in our operation and is identical to it's twin #12, also requested in 2018. Total life to date repairs exceed \$11,000.

# CITY OF WAUKESHA, WISCONSIN

## FLEET FUND EXPENDITURE

Budget Year: 2018 - 2022

Department: Parks, Recreation & Forestry  
 Dept. Head: Ron Grall  
 Project Contact: Melissa Philipps

	<b>Fleet #</b>	97
	<b>Description of Vehicle or Machinery:</b>	Trackless Utility Vehicle
	<b>Addition or Replacement:</b>	Replacement
	<b>Initial Cost</b>	\$ 86,500
<b>Anticipated Annual Maintenance Cost/Cost of Operation</b>		\$ 1,000
<b>Maintenance Cost Over 5 years</b>		\$ 5,000
	<b>TOTAL INVESTMENT</b>	\$ 91,500
	<b>Est. Salvage Value of Former Capital Asset</b>	\$ 8,000
	<b>EST. INITIAL INVESTMENT</b>	\$ 78,500

### Justification for Fleet Expenditure

The Trackless Utility Vehicle is a 4 wheel drive articulated heavy duty snow machine. It has a 5 ft blade for plowing sidewalks in parks, downtown areas, bridges and handicap crosswalks. It carries a salt hopper in back to make a one stop snow clearing/salting operation possible. The proposed replacement would be a utility vehicle with multiple attachments that can be utilized year round in a variety of operations.

Fund-Org.-Object-Project	Funding Sources	FY '18	FY '19	FY '20	FY '21	FY '22	Total
0430-4305-49110	10-yr GO Debt	\$ 78,500	\$ -	\$ -	\$ -	\$ -	\$ 78,500
0430-4305-48330	Salvage Value	\$ 8,000	\$ -	\$ -	\$ -	\$ -	\$ 8,000
<b>Total</b>		<b>\$ 86,500</b>	<b>\$ -</b>	<b>\$ -</b>	<b>\$ -</b>	<b>\$ -</b>	<b>\$ 86,500</b>

Fund-Org.-Object-Project	Expenditures	FY '18	FY '19	FY '20	FY '21	FY '22	Total
0430-4355-68140	# 97 - Multi One Utility Vehicle	\$ 86,500	\$ -	\$ -	\$ -	\$ -	\$ 86,500
<b>Total</b>		<b>\$ 86,500</b>	<b>\$ -</b>	<b>\$ -</b>	<b>\$ -</b>	<b>\$ -</b>	<b>\$ 86,500</b>

### How will this improve our service level and efficiency?

This trackless is one of three machines in the Parks Division. It is a 2003 model year and the oldest of the three trackless vehicles. Replacing with a multi purpose utility vehicle with various attachments: plow, broom, salter, bucket, forks, auger and trencher, will make it a more versatile piece of equipment that can be used year round. Please note: a new trackless with similar attachments budgets approximately \$185,000.

**CITY OF WAUKESHA, WISCONSIN**  
**FLEET FUND EXPENDITURE**  
 Budget Year: 2018 - 2022

Department: Parks, Recreation & Forestry  
 Dept. Head: Ron Grall  
 Project Contact: Melissa Philipps

Fleet #	46
Description of Vehicle or Machinery:	Chevy Express Van
Addition or Replacement:	Replacement
Initial Cost	\$ 28,500
Anticipated Annual Maintenance Cost/Cost of Operation	\$ 1,000
Maintenance Cost Over 5 years	\$ 5,000
<b>TOTAL INVESTMENT</b>	<b>\$ 33,500</b>
Est. Salvage Value of Former Capital Asset	\$ 2,000
<b>EST. INITIAL INVESTMENT</b>	<b>\$ 26,500</b>

**Justification for Fleet Expenditure**

This cargo van is used primarily by the Recreation Division for special events, programs and activities. It carries materials and equipment for set-ups and tear downs. It is often used for events such as the Trailbreaker Marathon, Tribute Tuesdays, Carl Zach Cycling Classic, 4th of July Parade, Oktoberfest, Janboree, etc.

Fund-Org.-Object-Project	Funding Sources	FY '18	FY '19	FY '20	FY '21	FY '22	Total
0430-4305-49110	10-yr GO Debt	\$ 24,500	\$ -	\$ -	\$ -	\$ -	\$ 24,500
0430-4305-48330	Salvage Value	\$ 2,000	\$ -	\$ -	\$ -	\$ -	\$ 2,000
0430-4305-48440	Insurance Recoveries Property Damage*	\$ 2,000	\$ -	\$ -	\$ -	\$ -	\$ 2,000
	<b>Total</b>	<b>\$ 28,500</b>	<b>\$ -</b>	<b>\$ -</b>	<b>\$ -</b>	<b>\$ -</b>	<b>\$ 28,500</b>

\*Amount to be determined by insurance carrier.

Fund-Org.-Object-Project	Expenditures	FY '18	FY '19	FY '20	FY '21	FY '22	Total
0430-4355-68140	#46 - Van	\$ 28,500	\$ -	\$ -	\$ -	\$ -	\$ 28,500
	<b>Total</b>	<b>\$ 28,500</b>	<b>\$ -</b>	<b>\$ -</b>	<b>\$ -</b>	<b>\$ -</b>	<b>\$ 28,500</b>

**How will this improve our service level and efficiency?**

One of two vans used by the Recreation Division, it is now the oldest. Purchased originally in 2001.

**CITY OF WAUKESHA, WISCONSIN**  
**FLEET FUND EXPENDITURE**  
 Budget Year: 2018 - 2022

Department: Parks, Recreation & Forestry  
 Dept. Head: Ron Grall  
 Project Contact: Melissa Philipps

Fleet #	74
Description of Vehicle or Machinery:	Jeep Wrangler 4 x 4 with Plow and Salter
Addition or Replacement:	Replacement
Initial Cost	\$ 36,000
Anticipated Annual Maintenance Cost/Cost of Operation	\$ 1,000
Maintenance Cost Over 5 years	\$ 5,000
<b>TOTAL INVESTMENT</b>	<b>\$ 41,000</b>
Est. Salvage Value of Former Capital Asset	\$ 2,500
<b>EST. INITIAL INVESTMENT</b>	<b>\$ 33,500</b>

**Justification for Fleet Expenditure**  
 Jeep #74 is used year-round for park maintenance. Summer crews use it to trailer walk-behind mowers and string trimmers. In the winter it is used for plowing City sidewalks, trails and crosswalks. It has a salter on the back for quicker operations.

Fund-Org.-Object-Project	Funding Sources	FY '18	FY '19	FY '20	FY '21	FY '22	Total
0430-4305-49110	10-yr GO Debt	\$ 31,500	\$ -	\$ -	\$ -	\$ -	\$ 31,500
0430-4305-48330	Salvage Value	\$ 2,500	\$ -	\$ -	\$ -	\$ -	\$ 2,500
0430-4305-48440	Insurance Recoveries Property Damage*	\$ 2,000	\$ -	\$ -	\$ -	\$ -	\$ 2,000
	<b>Total</b>	<b>\$ 36,000</b>	<b>\$ -</b>	<b>\$ -</b>	<b>\$ -</b>	<b>\$ -</b>	<b>\$ 36,000</b>

\*Amount to be determined by insurance carrier.

Fund-Org.-Object-Project	Expenditures	FY '18	FY '19	FY '20	FY '21	FY '22	Total
0430-4355-68140	#74 - Jeep	\$ 36,000	\$ -	\$ -	\$ -	\$ -	\$ 36,000
	<b>Total</b>	<b>\$ 36,000</b>	<b>\$ -</b>	<b>\$ -</b>	<b>\$ -</b>	<b>\$ -</b>	<b>\$ 36,000</b>

**How will this improve our service level and efficiency?**  
 One of four jeeps within the Parks Fleet, it was purchased originally in 2006. It is used on a daily basis, year-round for a variety of maintenance operations.

**CITY OF WAUKESHA, WISCONSIN**  
**FLEET FUND EXPENDITURE**  
 Budget Year: 2018 - 2022

Department: Parks, Recreation & Forestry  
 Dept. Head: Ron Grall  
 Project Contact: Melissa Philipps

Fleet #	76
Description of Vehicle or Machinery:	Chevrolet Colorado 4 x 4 with Plow and Salter
Addition or Replacement:	Replacement
Initial Cost	\$ 38,500
Anticipated Annual Maintenance Cost/Cost of Operation	\$ 1,000
Maintenance Cost Over 5 years	\$ 5,000
<b>TOTAL INVESTMENT</b>	<b>\$ 43,500</b>
Est. Salvage Value of Former Capital Asset	\$ 2,500
<b>EST. INITIAL INVESTMENT</b>	<b>\$ 36,000</b>

**Justification for Fleet Expenditure**

Jeep #76 is used year-round for park maintenance. Summer crews use it to trailer walk-behind mowers and string trimmers. In the winter it is used for plowing city sidewalks, trails and crosswalks. It has a salter on the back for quicker operations. As the new jeeps are wider, we are replacing it with a Chevy truck with an extended cab to make it a more versatile vehicle.

Fund-Org.-Object-Project	Funding Sources	FY '18	FY '19	FY '20	FY '21	FY '22	Total
0430-4305-49110	10-yr GO Debt	\$ 36,000	\$ -	\$ -	\$ -	\$ -	\$ 36,000
0430-4305-48330	Salvage Value	\$ 2,500	\$ -	\$ -	\$ -	\$ -	\$ 2,500
	<b>Total</b>	<b>\$ 38,500</b>	<b>\$ -</b>	<b>\$ -</b>	<b>\$ -</b>	<b>\$ -</b>	<b>\$ 38,500</b>

Fund-Org.-Object-Project	Expenditures	FY '18	FY '19	FY '20	FY '21	FY '22	Total
0430-4355-68140	#76 - Chevy Colorado 4x4	\$ 38,500	\$ -	\$ -	\$ -	\$ -	\$ 38,500
	<b>Total</b>	<b>\$ 38,500</b>	<b>\$ -</b>	<b>\$ -</b>	<b>\$ -</b>	<b>\$ -</b>	<b>\$ 38,500</b>

**How will this improve our service level and efficiency?**

One of four jeeps within the Parks Fleet, it is the oldest purchased originally in 2004. Purchasing a Chevy truck will enable use of the vehicle in other operations, and the extended cab can haul seasonal staff to work sites.

**CITY OF WAUKESHA, WISCONSIN**  
**FLEET FUND EXPENDITURE**  
 Budget Year: 2018 - 2022

Department: Parks, Recreation & Forestry  
 Dept. Head: Ron Grall  
 Project Contact: Melissa Philipps

Fleet #	407
Description of Vehicle or Machinery:	Hustler walk behind mowers
Addition or Replacement:	Replacement
Initial Cost	\$ 8,000
Anticipated Annual Maintenance Cost/Cost of Operation	\$ 500
Maintenance Cost Over 5 years	\$ 2,500
<b>TOTAL INVESTMENT</b>	<b>\$ 10,500</b>
Est. Salvage Value of Former Capital Asset	\$ 500
<b>EST. INITIAL INVESTMENT</b>	<b>\$ 7,500</b>

**Justification for Fleet Expenditure**  
 The current machine (Excel Hustler) is 16 years old. This machine is used every day throughout the summer for cutting smaller boulevard islands, trimming close to buildings, and mowing areas that the large area mowers cannot access.

Fund-Org.-Object-Project	Funding Sources	FY '18	FY '19	FY '20	FY '21	FY '22	Total
0430-4305-49110	10-yr GO Debt	\$ 7,500	\$ -	\$ -	\$ -	\$ -	\$ 7,500
0430-4305-48330	Salvage Value	\$ 500	\$ -	\$ -	\$ -	\$ -	\$ 500
	<b>Total</b>	<b>\$ 8,000</b>	<b>\$ -</b>	<b>\$ -</b>	<b>\$ -</b>	<b>\$ -</b>	<b>\$ 8,000</b>

Fund-Org.-Object-Project	Expenditures	FY '18	FY '19	FY '20	FY '21	FY '22	Total
0430-4355-68140	#407 -Walk-Behind Mower	\$ 8,000	\$ -	\$ -	\$ -	\$ -	\$ 8,000
	<b>Total</b>	<b>\$ 8,000</b>	<b>\$ -</b>	<b>\$ -</b>	<b>\$ -</b>	<b>\$ -</b>	<b>\$ 8,000</b>

**How will this improve our service level and efficiency?**  
 The new machine (Toro Grandstand) is designed to be up to 25% more fuel efficient, reducing our carbon footprint. This machine can be used as a stand-on machine or regular walk behind (with deck in upright position). The stand-on option reduces operator fatigue increasing daily productivity.

**CITY OF WAUKESHA, WISCONSIN**  
**FLEET FUND EXPENDITURE**  
 Budget Year: 2018 - 2022

Department: Parks, Recreation & Forestry  
 Dept. Head: Ron Grall  
 Project Contact: Melissa Philipps

Fleet #	423
Description of Vehicle or Machinery:	Hustler walk behind mowers
Addition or Replacement:	Replacement
Initial Cost	\$ 8,000
Anticipated Annual Maintenance Cost/Cost of Operation	\$ 500
Maintenance Cost Over 5 years	\$ 2,500
<b>TOTAL INVESTMENT</b>	<b>\$ 10,500</b>
Est. Salvage Value of Former Capital Asset	\$ 500
<b>EST. INITIAL INVESTMENT</b>	<b>\$ 7,500</b>

**Justification for Fleet Expenditure**  
 The current machine (Excel Hustler) is 16 years old. This machine is used every day throughout the summer for cutting smaller boulevard islands, trimming close to buildings, and mowing areas that the large area mowers cannot access.

Fund-Org.-Object-Project	Funding Sources	FY '18	FY '19	FY '20	FY '21	FY '22	Total
0430-4305-49110	10-yr GO Debt	\$ 7,500	\$ -	\$ -	\$ -	\$ -	\$ 7,500
0430-4305-48330	Salvage Value	\$ 500	\$ -	\$ -	\$ -	\$ -	\$ 500
	<b>Total</b>	<b>\$ 8,000</b>	<b>\$ -</b>	<b>\$ -</b>	<b>\$ -</b>	<b>\$ -</b>	<b>\$ 8,000</b>

Fund-Org.-Object-Project	Expenditures	FY '18	FY '19	FY '20	FY '21	FY '22	Total
0430-4355-68140	#423 -Walk-Behind Mower	\$ 8,000	\$ -	\$ -	\$ -	\$ -	\$ 8,000
	<b>Total</b>	<b>\$ 8,000</b>	<b>\$ -</b>	<b>\$ -</b>	<b>\$ -</b>	<b>\$ -</b>	<b>\$ 8,000</b>

**How will this improve our service level and efficiency?**  
 The new machine (Toro Grandstand) is designed to be up to 25% more fuel efficient, reducing our carbon footprint. This machine can be used as a stand-on machine or regular walk behind (with deck in upright position). The stand-on option reduces operator fatigue increasing daily productivity.



**CITY OF WAUKESHA, WISCONSIN**  
**FLEET FUND EXPENDITURE**  
 Budget Year: 2018 - 2022

Department: Parks, Recreation & Forestry  
 Dept. Head: Ron Grall  
 Project Contact: Melissa Philipps

Fleet #	92
Description of Vehicle or Machinery:	Toro Workman
Addition or Replacement:	Replacement
Initial Cost	\$ 27,500
Anticipated Annual Maintenance Cost/Cost of Operation	\$ 1,000
Maintenance Cost Over 5 years	\$ 5,000
<b>TOTAL INVESTMENT</b>	<b>\$ 32,500</b>
Est. Salvage Value of Former Capital Asset	\$ 3,000
<b>EST. INITIAL INVESTMENT</b>	<b>\$ 24,500</b>

**Justification for Fleet Expenditure**  
 The Toro is a utility vehicle with a dump box used by parks maintenance staff for hauling plants, mulch and equipment primarily in Frame park. Seasonal staff use this vehicle to pick up garbage and debris along the Fox River Corridor and other parks.

Fund-Org.-Object-Project	Funding Sources	FY '18	FY '19	FY '20	FY '21	FY '22	Total
0430-4305-49110	10-yr GO Debt	\$ 24,500	\$ -	\$ -	\$ -	\$ -	\$ 24,500
0430-4305-48330	Salvage Value	\$ 3,000	\$ -	\$ -	\$ -	\$ -	\$ 3,000
	<b>Total</b>	<b>\$ 27,500</b>	<b>\$ -</b>	<b>\$ -</b>	<b>\$ -</b>	<b>\$ -</b>	<b>\$ 27,500</b>

Fund-Org.-Object-Project	Expenditures	FY '18	FY '19	FY '20	FY '21	FY '22	Total
0430-4355-68140	#92 - Toro Workman	\$ 27,500	\$ -	\$ -	\$ -	\$ -	\$ 27,500
	<b>Total</b>	<b>\$ 27,500</b>	<b>\$ -</b>	<b>\$ -</b>	<b>\$ -</b>	<b>\$ -</b>	<b>\$ 27,500</b>

**How will this improve our service level and efficiency?**  
 This is one of three multi-purpose utility vehicles used in the Parks Maintenance division. Originally purchased in 2001.

**CITY OF WAUKESHA, WISCONSIN**  
**FLEET FUND EXPENDITURE**  
 Budget Year: 2018 - 2022

Department: Parks, Recreation & Forestry  
 Dept. Head: Ron Grall  
 Project Contact: Melissa Philipps

Fleet #	77
Description of Vehicle or Machinery:	GMC Sierra 3/4 ton pickup truck
Addition or Replacement:	Replacement
Initial Cost	\$ 36,000
Anticipated Annual Maintenance Cost/Cost of Operation	\$ 1,000
Maintenance Cost Over 5 years	\$ 5,000
<b>TOTAL INVESTMENT</b>	<b>\$ 41,000</b>
Est. Salvage Value of Former Capital Asset	\$ 3,000
<b>EST. INITIAL INVESTMENT</b>	<b>\$ 33,000</b>

**Justification for Fleet Expenditure**

This truck is used by the Grounds Maintenance Supervisor on a daily basis year-round. It has the capacity to carry seasonal work staff to a site. It carries survey stakes, marking paint and measuring tools for laying out projects and special events. It tows a trailer for various equipment needs. In winter, it is used to inspect plow routes and snow conditions, and performs plowing operations as a back-up.

Fund-Obj-Project	Funding Sources	FY '18	FY '19	FY '20	FY '21	FY '22	Total
0430-4305-49110	10-yr GO Debt	\$ 33,000	\$ -	\$ -	\$ -	\$ -	\$ 33,000
0430-4305-48330	Salvage Value	\$ 3,000	\$ -	\$ -	\$ -	\$ -	\$ 3,000
	<b>Total</b>	<b>\$ 36,000</b>	<b>\$ -</b>	<b>\$ -</b>	<b>\$ -</b>	<b>\$ -</b>	<b>\$ 36,000</b>

Fund-Obj-Project	Expenditures	FY '18	FY '19	FY '20	FY '21	FY '22	Total
0430-4355-68110	#77 - GMC Sierra	\$ 36,000	\$ -	\$ -	\$ -	\$ -	\$ 36,000
	<b>Total</b>	<b>\$ 36,000</b>	<b>\$ -</b>	<b>\$ -</b>	<b>\$ -</b>	<b>\$ -</b>	<b>\$ 36,000</b>

**How will this improve our service level and efficiency?**

The Chevy Blazer was purchased in June of 2001. The Grounds Supervisor needs a vehicle at his/her ready disposal to respond to daily operations and emergencies. A pickup truck with towing and plowing capabilities will be more versatile.

**CITY OF WAUKESHA, WISCONSIN**  
**FLEET FUND EXPENDITURE**  
 Budget Year: 2018 - 2022

Department: Parks, Recreation & Forestry  
 Dept. Head: Ron Grall  
 Project Contact: Melissa Philipps

Fleet #	#89
Description of Vehicle or Machinery:	Front-End Loader
Addition or Replacement:	Replacement
Initial Cost	\$ 250,000
Anticipated Annual Maintenance Cost/Cost of Operation	\$ 2,500
Maintenance Cost Over 5 years	\$ 12,500
<b>TOTAL INVESTMENT</b>	<b>\$ 262,500</b>
Est. Salvage Value of Former Capital Asset	\$ 15,000
<b>EST. INITIAL INVESTMENT</b>	<b>\$ 235,000</b>

**Justification for Fleet Expenditure**

This loader is used extensively for all three divisions within Parks, Buildings and Forestry. Park construction projects require loading volumes of topsoil, mulch or other materials. Forestry operations use the loader for stump grinding and loading logs during removals. Buildings division needs the loader for special construction projects. It is utilized in the winter to assist DPW with snow removal operations City-wide.

Fund-Obj-Project	Funding Sources	FY '18	FY '19	FY '20	FY '21	FY '22	Total
0430-4305-49110	10-yr GO Debt	\$ -	\$ 235,000	\$ -	\$ -	\$ -	\$ 235,000
0430-4305-48330	Salvage Value	\$ -	\$ 15,000	\$ -	\$ -	\$ -	\$ 15,000
	<b>Total</b>	<b>\$ -</b>	<b>\$ 250,000</b>	<b>\$ -</b>	<b>\$ -</b>	<b>\$ -</b>	<b>\$ 250,000</b>

Fund-Obj-Project	Expenditures	FY '18	FY '19	FY '20	FY '21	FY '22	Total
0430-4355-68140	#89 - Front End Loader	\$ -	\$ 250,000	\$ -	\$ -	\$ -	\$ 250,000
	<b>Total</b>	<b>\$ -</b>	<b>\$ 250,000</b>	<b>\$ -</b>	<b>\$ -</b>	<b>\$ -</b>	<b>\$ 250,000</b>

**How will this improve our service level and efficiency?**

This is one of two loaders in our department. Originally purchased in 1993, this machine will be 6 years-old and almost impossible to find parts for.

**CITY OF WAUKESHA, WISCONSIN**  
**FLEET FUND EXPENDITURE**  
 Budget Year: 2018 - 2022

Department: Parks, Recreation & Forestry  
 Dept. Head: Ron Grall  
 Project Contact: Melissa Philipps

Fleet #	75
Description of Vehicle or Machinery:	Jeep 4 x 4 with Plow and Salter
Addition or Replacement:	Replacement
Initial Cost	\$ 35,000
Anticipated Annual Maintenance Cost/Cost of Operation	\$ 1,000
Maintenance Cost Over 5 years	\$ 5,000
<b>TOTAL INVESTMENT</b>	<b>\$ 40,000</b>
Est. Salvage Value of Former Capital Asset	\$ 2,500
<b>EST. INITIAL INVESTMENT</b>	<b>\$ 32,500</b>

**Justification for Fleet Expenditure**  
 Jeep #75 is used year-round for park maintenance. Summer crews use it to trailer walk-behind mowers and string trimmers. In the winter its used for plowing city walks and trails. It has a salter on the back for quicker operations.

Fund-Obj-Project	Funding Sources	FY '18	FY '19	FY '20	FY '21	FY '22	Total
0430-4305-49110	10-yr GO Debt	\$ -	\$ 32,500	\$ -	\$ -	\$ -	\$ 32,500
0430-4305-48330	Salvage Value	\$ -	\$ 2,500	\$ -	\$ -	\$ -	\$ 2,500
	<b>Total</b>	<b>\$ -</b>	<b>\$ 35,000</b>	<b>\$ -</b>	<b>\$ -</b>	<b>\$ -</b>	<b>\$ 35,000</b>

Fund-Obj-Project	Expenditures	FY '18	FY '19	FY '20	FY '21	FY '22	Total
0430-4355-68140	#75 - Jeep	\$ -	\$ 35,000	\$ -	\$ -	\$ -	\$ 35,000
	<b>Total</b>	<b>\$ -</b>	<b>\$ 35,000</b>	<b>\$ -</b>	<b>\$ -</b>	<b>\$ -</b>	<b>\$ 35,000</b>

**How will this improve our service level and efficiency?**  
 One of four jeeps within the Parks Fleet, it was purchased originally in 2007.

**CITY OF WAUKESHA, WISCONSIN**  
**FLEET FUND EXPENDITURE**  
 Budget Year: 2018 - 2022

Department: Parks, Recreation & Forestry  
 Dept. Head: Ron Grall  
 Project Contact: Melissa Philipps

Fleet #	9
Description of Vehicle or Machinery:	GMC 2-3 Yard Small Dump Truck with Salter
Addition or Replacement:	Replacement
Initial Cost	\$ 48,000
Anticipated Annual Maintenance Cost/Cost of Operation	\$ 1,200
Maintenance Cost Over 5 years	\$ 6,000
<b>TOTAL INVESTMENT</b>	<b>\$ 54,000</b>
Est. Salvage Value of Former Capital Asset	\$ 3,000
<b>EST. INITIAL INVESTMENT</b>	<b>\$ 45,000</b>

**Justification for Fleet Expenditure**  
 This medium-sized dump truck is used for summer and winter operations. Parks maintenance crews use small dump trucks for hauling materials to job sites. In the winter it is used for salting parking lots within the parks.

Fund-Org.-Object-Project	Funding Sources	FY '18	FY '19	FY '20	FY '21	FY '22	Total
0430-4305-49110	10-yr GO Debt	\$ -	\$ 45,000	\$ -	\$ -	\$ -	\$ 45,000
0430-4305-48330	Salvage Value	\$ -	\$ 3,000	\$ -	\$ -	\$ -	\$ 3,000
	<b>Total</b>	\$ -	\$ 48,000	\$ -	\$ -	\$ -	\$ 48,000

Fund-Org.-Object-Project	Expenditures	FY '18	FY '19	FY '20	FY '21	FY '22	Total
0430-4355-68140	#9 - 2-3 YdDump Truck	\$ -	\$ 48,000	\$ -	\$ -	\$ -	\$ 48,000
	<b>Total</b>	\$ -	\$ 48,000	\$ -	\$ -	\$ -	\$ 48,000

**How will this improve our service level and efficiency?**  
 Originally purchased in 2004, it will now be 15 years-old.

**CITY OF WAUKESHA, WISCONSIN**  
**FLEET FUND EXPENDITURE**  
 Budget Year: 2018 - 2022

Department: Parks, Recreation & Forestry  
 Dept. Head: Ron Grall  
 Project Contact: Melissa Philipps

Fleet #	104
Description of Vehicle or Machinery:	Ferris Zero Turn Mower
Addition or Replacement:	Replacement
Initial Cost	\$ 38,000
Anticipated Annual Maintenance Cost/Cost of Operation	\$ 1,000
Maintenance Cost Over 5 years	\$ 5,000
<b>TOTAL INVESTMENT</b>	<b>\$ 43,000</b>
Est. Salvage Value of Former Capital Asset	\$ 3,000
<b>EST. INITIAL INVESTMENT</b>	<b>\$ 35,000</b>

**Justification for Fleet Expenditure**

Our zero turn mowers are used for cutting athletic fields and boulevards. These machines have a tight turning radius for narrow strips of turf or minimizing trimming. Although they have a narrow cutting swath of 60", the higher ground speeds improve efficiency. This mower is a vital piece of the mowing fleet.

Fund-Obj-Project	Funding Sources	FY '18	FY '19	FY '20	FY '21	FY '22	Total
0430-4305-49110	10-yr GO Debt	\$ -	\$ 35,000	\$ -	\$ -	\$ -	\$ 35,000
0430-4305-48330	Salvage Value	\$ -	\$ 3,000	\$ -	\$ -	\$ -	\$ 3,000
	<b>Total</b>	<b>\$ -</b>	<b>\$ 38,000</b>	<b>\$ -</b>	<b>\$ -</b>	<b>\$ -</b>	<b>\$ 38,000</b>

Fund-Obj-Project	Expenditures	FY '18	FY '19	FY '20	FY '21	FY '22	Total
0430-4355-68140	#104 - Mower	\$ -	\$ 38,000	\$ -	\$ -	\$ -	\$ 38,000
	<b>Total</b>	<b>\$ -</b>	<b>\$ 38,000</b>	<b>\$ -</b>	<b>\$ -</b>	<b>\$ -</b>	<b>\$ 38,000</b>

**How will this improve our service level and efficiency?**

One of only two zero turn machines in our mowing fleet, it is the oldest, purchased in 2006.

**CITY OF WAUKESHA, WISCONSIN**  
**FLEET FUND EXPENDITURE**  
 Budget Year: 2018 - 2022

Department: Parks, Recreation & Forestry  
 Dept. Head: Ron Grall  
 Project Contact: Melissa Philipps

Fleet #	40
Description of Vehicle or Machinery:	GMC Sierra 4 X 4 with Extended Cab Pickup
Addition or Replacement:	Replacement
Initial Cost	\$ 38,000
Anticipated Annual Maintenance Cost/Cost of Operation	\$ 1,000
Maintenance Cost Over 5 years	\$ 5,000
<b>TOTAL INVESTMENT</b>	<b>\$ 43,000</b>
Est. Salvage Value of Former Capital Asset	\$ 2,000
<b>EST. INITIAL INVESTMENT</b>	<b>\$ 36,000</b>

**Justification for Fleet Expenditure**

This pickup is used by our grounds maintenance staff for daily maintenance in our parks. It can carry small loads of plant materials and landscaping products as well as an assortment of tools and equipment. Year-round outdoor work requires a 4 X 4 vehicle.

Fund-Org.-Object-Project	Funding Sources	FY '18	FY '19	FY '20	FY '21	FY '22	Total
0430-4305-49110	10-yr GO Debt	\$ -	\$ 36,000	\$ -	\$ -	\$ -	\$ 36,000
0430-4305-48330	Salvage Value	\$ -	\$ 2,000	\$ -	\$ -	\$ -	\$ 2,000
	<b>Total</b>	<b>\$ -</b>	<b>\$ 38,000</b>	<b>\$ -</b>	<b>\$ -</b>	<b>\$ -</b>	<b>\$ 38,000</b>

Fund-Org.-Object-Project	Expenditures	FY '18	FY '19	FY '20	FY '21	FY '22	Total
0430-4355-68110	#40 - Pickup	\$ -	\$ 38,000	\$ -	\$ -	\$ -	\$ 38,000
	<b>Total</b>	<b>\$ -</b>	<b>\$ 38,000</b>	<b>\$ -</b>	<b>\$ -</b>	<b>\$ -</b>	<b>\$ 38,000</b>

**How will this improve our service level and efficiency?**

One of three 1/2 ton pickups in our fleet, it was last purchased in 2001 and will now be 18 years-old.

**CITY OF WAUKESHA, WISCONSIN**  
**FLEET FUND EXPENDITURE**  
 Budget Year: 2018 - 2022

Department: Parks, Recreation & Forestry  
 Dept. Head: Ron Grall  
 Project Contact: Melissa Philipps

Fleet #	15
Description of Vehicle or Machinery:	GMC Sonoma Pickup
Addition or Replacement:	Replacement
Initial Cost	\$ 24,000
Anticipated Annual Maintenance Cost/Cost of Operation	\$ 1,000
Maintenance Cost Over 5 years	\$ 5,000
<b>TOTAL INVESTMENT</b>	<b>\$ 29,000</b>
Est. Salvage Value of Former Capital Asset	\$ 2,000
<b>EST. INITIAL INVESTMENT</b>	<b>\$ 22,000</b>

**Justification for Fleet Expenditure**

This small pickup is used as a fill-in for summer operations when we need an extra truck if one is out of service, and a chase truck for parts pickup and purchases by our stockroom attendant and mechanic.

Fund-Org.-Object-Project	Funding Sources	FY '18	FY '19	FY '20	FY '21	FY '22	Total
0430-4305-49110	10-yr GO Debt	\$ -	\$ 22,000	\$ -	\$ -	\$ -	\$ 22,000
0430-4305-48330	Salvage Value	\$ -	\$ 2,000	\$ -	\$ -	\$ -	\$ 2,000
	<b>Total</b>	\$ -	\$ 24,000	\$ -	\$ -	\$ -	\$ 24,000

Fund-Org.-Object-Project	Expenditures	FY '18	FY '19	FY '20	FY '21	FY '22	Total
0430-4355-68110	#15 - Pickup	\$ -	\$ 24,000	\$ -	\$ -	\$ -	\$ 24,000
	<b>Total</b>	\$ -	\$ 24,000	\$ -	\$ -	\$ -	\$ 24,000

**How will this improve our service level and efficiency?**

This is one of two pickup's of it's size in our fleet. Originally purchased in 1998, it is now over 20 years-old.



**CITY OF WAUKESHA, WISCONSIN**  
**FLEET FUND EXPENDITURE**  
 Budget Year: 2018 - 2022

Department: Parks, Recreation & Forestry  
 Dept. Head: Ron Grall  
 Project Contact: Melissa Philipps

Fleet #	98
Description of Vehicle or Machinery:	Nissan Forklift (Propane)
Addition or Replacement:	Replacement
Initial Cost	\$ 38,000
Anticipated Annual Maintenance Cost/Cost of Operation	\$ 1,000
Maintenance Cost Over 5 years	\$ 5,000
<b>TOTAL INVESTMENT</b>	<b>\$ 43,000</b>
Est. Salvage Value of Former Capital Asset	\$ 3,000
<b>EST. INITIAL INVESTMENT</b>	<b>\$ 35,000</b>

**Justification for Fleet Expenditure**

The propane forklift is a vital piece of equipment for accepting deliveries of equipment, materials and supplies. We do not have a loading dock, and without this forklift we would not be able to unload many deliveries.

Fund-Org.-Object-Project	Funding Sources	FY '18	FY '19	FY '20	FY '21	FY '22	Total
0430-4305-49110	10-yr GO Debt	\$ -	\$ 35,000	\$ -	\$ -	\$ -	\$ 35,000
0430-4305-48330	Salvage Value	\$ -	\$ 3,000	\$ -	\$ -	\$ -	\$ 3,000
	<b>Total</b>	\$ -	\$ 38,000	\$ -	\$ -	\$ -	\$ 38,000

Fund-Org.-Object-Project	Expenditures	FY '18	FY '19	FY '20	FY '21	FY '22	Total
0430-4355-68140	#98 - Forklift	\$ -	\$ 38,000	\$ -	\$ -	\$ -	\$ 38,000
	<b>Total</b>	\$ -	\$ 38,000	\$ -	\$ -	\$ -	\$ 38,000

**How will this improve our service level and efficiency?**

This forklift is the only one we have, and was purchased in 1990 so is now 29 years old and becoming unserviceable.

**CITY OF WAUKESHA, WISCONSIN**  
**FLEET FUND EXPENDITURE**  
 Budget Year: 2018 - 2022

Department: Parks, Recreation & Forestry  
 Dept. Head: Ron Grall  
 Project Contact: Melissa Philipps

Fleet #	53
Description of Vehicle or Machinery:	John Deere Tractor
Addition or Replacement:	Replacement
Initial Cost	\$ 52,000
Anticipated Annual Maintenance Cost/Cost of Operation	\$ 1,000
Maintenance Cost Over 5 years	\$ 5,000
<b>TOTAL INVESTMENT</b>	<b>\$ 57,000</b>
Est. Salvage Value of Former Capital Asset	\$ 3,000
<b>EST. INITIAL INVESTMENT</b>	<b>\$ 49,000</b>

**Justification for Fleet Expenditure**  
 This John Deere Tractor is our rough-cut large area mower. It has a side wing flail mower and a rear flail mower used for cutting large fields 2 - 3 times per season and along bike paths.

Fund-Obj-Project	Funding Sources	FY '18	FY '19	FY '20	FY '21	FY '22	Total
0430-4305-49110	10-yr GO Debt	\$ -	\$ 49,000	\$ -	\$ -	\$ -	\$ 49,000
0430-4305-48330	Salvage Value	\$ -	\$ 3,000	\$ -	\$ -	\$ -	\$ 3,000
	<b>Total</b>	<b>\$ -</b>	<b>\$ 52,000</b>	<b>\$ -</b>	<b>\$ -</b>	<b>\$ -</b>	<b>\$ 52,000</b>

Fund-Obj-Project	Expenditures	FY '18	FY '19	FY '20	FY '21	FY '22	Total
0430-4355-68140	#53 - Tractor	\$ -	\$ 52,000	\$ -	\$ -	\$ -	\$ 52,000
	<b>Total</b>	<b>\$ -</b>	<b>\$ 52,000</b>	<b>\$ -</b>	<b>\$ -</b>	<b>\$ -</b>	<b>\$ 52,000</b>

**How will this improve our service level and efficiency?**  
 This is the only mower of this type we have and was originally purchased in 1993. It will now be 26 years-old, and difficult to get parts for. When this tractor goes down, it is out for weeks at a time.

**CITY OF WAUKESHA, WISCONSIN**  
**FLEET FUND EXPENDITURE**  
 Budget Year: 2018 - 2022

Department: Parks, Recreation & Forestry  
 Dept. Head: Ron Grall  
 Project Contact: Melissa Philipps

Fleet #	62
Description of Vehicle or Machinery:	Ford Hi-Ranger Aerial Lift
Addition or Replacement:	Replacement
Initial Cost	\$ 175,000
Anticipated Annual Maintenance Cost/Cost of Operation	\$ 1,000
Maintenance Cost Over 5 years	\$ 5,000
<b>TOTAL INVESTMENT</b>	<b>\$ 180,000</b>
Est. Salvage Value of Former Capital Asset	\$ 10,000
<b>EST. INITIAL INVESTMENT</b>	<b>\$ 165,000</b>

**Justification for Fleet Expenditure**

This bucket truck is used by Forestry in our pruning and tree removal operations. The bucket will now be 25 years old and no longer serviceable. The chassis is a 1996 Ford F-700 series.

Fund-Org.-Object-Project	Funding Sources	FY '18	FY '19	FY '20	FY '21	FY '22	Total
0430-4305-49110	10-yr GO Debt	\$ -	\$ -	\$ 165,000	\$ -	\$ -	\$ 165,000
0430-4305-48330	Salvage Value	\$ -	\$ -	\$ 10,000	\$ -	\$ -	\$ 10,000
	<b>Total</b>	<b>\$ -</b>	<b>\$ -</b>	<b>\$ 175,000</b>	<b>\$ -</b>	<b>\$ -</b>	<b>\$ 175,000</b>

Fund-Org.-Object-Project	Expenditures	FY '18	FY '19	FY '20	FY '21	FY '22	Total
0430-4355-68140	#62 - Hi-Ranger	\$ -	\$ -	\$ 175,000	\$ -	\$ -	\$ 175,000
	<b>Total</b>	<b>\$ -</b>	<b>\$ -</b>	<b>\$ 175,000</b>	<b>\$ -</b>	<b>\$ -</b>	<b>\$ 175,000</b>

**How will this improve our service level and efficiency?**

This is the last of our three bucket trucks that need replacement. At 25 years on the bucket we can no longer get it serviced according to industry standards.

**CITY OF WAUKESHA, WISCONSIN**  
**FLEET FUND EXPENDITURE**  
 Budget Year: 2018 - 2022

Department: Parks, Recreation & Forestry  
 Dept. Head: Ron Grall  
 Project Contact: Melissa Philipps

Fleet #	112
Description of Vehicle or Machinery:	Brush Bandit Chipper
Addition or Replacement:	Replacement
Initial Cost	\$ 75,000
Anticipated Annual Maintenance Cost/Cost of Operation	\$ 2,000
Maintenance Cost Over 5 years	\$ 10,000
<b>TOTAL INVESTMENT</b>	<b>\$ 85,000</b>
Est. Salvage Value of Former Capital Asset	\$ 5,000
<b>EST. INITIAL INVESTMENT</b>	<b>\$ 70,000</b>

**Justification for Fleet Expenditure**

This chipper is used in the Forestry Division for brush chipping during pruning operations from November through March and for tree removals year round. It is also needed for large event storm cleanup.

Fund-Org.-Object-Project	Funding Sources	FY '18	FY '19	FY '20	FY '21	FY '22	Total
0430-4305-49110	10-yr GO Debt	\$ -	\$ -	\$ 70,000	\$ -	\$ -	\$ 70,000
0430-4305-48330	Salvage Value	\$ -	\$ -	\$ 5,000	\$ -	\$ -	\$ 5,000
	<b>Total</b>	\$ -	\$ -	\$ 75,000	\$ -	\$ -	\$ 75,000

Fund-Org.-Object-Project	Expenditures	FY '18	FY '19	FY '20	FY '21	FY '22	Total
0430-4355-68140	#112 - Chipper	\$ -	\$ -	\$ 75,000	\$ -	\$ -	\$ 75,000
	<b>Total</b>	\$ -	\$ -	\$ 75,000	\$ -	\$ -	\$ 75,000

**How will this improve our service level and efficiency?**

One of three chippers in the Forestry Division, #112 is the oldest machine, purchased in 2001.

**CITY OF WAUKESHA, WISCONSIN**  
**FLEET FUND EXPENDITURE**  
 Budget Year: 2018 - 2022

Department: Parks, Recreation & Forestry  
 Dept. Head: Ron Grall  
 Project Contact: Melissa Philipps

Fleet #	105
Description of Vehicle or Machinery:	Toro Medium Winged Mower (11 feet)
Addition or Replacement:	Replacement
Initial Cost	\$ 65,000
Anticipated Annual Maintenance Cost/Cost of Operation	\$ 1,500
Maintenance Cost Over 5 years	\$ 7,500
<b>TOTAL INVESTMENT</b>	<b>\$ 72,500</b>
Est. Salvage Value of Former Capital Asset	\$ 2,000
<b>EST. INITIAL INVESTMENT</b>	<b>\$ 63,000</b>

**Justification for Fleet Expenditure**

Our medium-sized mowers are 4 wheel drive for cutting on hills, and have an 11-ft cutting swath. They help with the medium to small parks on a daily basis.

Fund-Obj-Project	Funding Sources	FY '18	FY '19	FY '20	FY '21	FY '22	Total
0430-4305-49110	10-yr GO Debt	\$ -	\$ -	\$ 63,000	\$ -	\$ -	\$ 63,000
0430-4305-48330	Salvage Value	\$ -	\$ -	\$ 2,000	\$ -	\$ -	\$ 2,000
	<b>Total</b>	\$ -	\$ -	\$ 65,000	\$ -	\$ -	\$ 65,000

Fund-Obj-Project	Expenditures	FY '18	FY '19	FY '20	FY '21	FY '22	Total
0430-4355-68140	#105 - Mower	\$ -	\$ -	\$ 65,000	\$ -	\$ -	\$ 65,000
	<b>Total</b>	\$ -	\$ -	\$ 65,000	\$ -	\$ -	\$ 65,000

**How will this improve our service level and efficiency?**

Fleet #105 is one of three medium sized mowers we use to maintain 49 park sites. It is the oldest of the three mowers.

**CITY OF WAUKESHA, WISCONSIN**  
**FLEET FUND EXPENDITURE**  
 Budget Year: 2018 - 2022

Department: Parks, Recreation & Forestry  
 Dept. Head: Ron Grall  
 Project Contact: Melissa Philipps

Fleet #	80
Description of Vehicle or Machinery:	Toro Wide Area Mower (16 foot)
Addition or Replacement:	Replacement
Initial Cost	\$ 116,000
Anticipated Annual Maintenance Cost/Cost of Operation	\$ 1,000
Maintenance Cost Over 5 years	\$ 5,000
<b>TOTAL INVESTMENT</b>	<b>\$ 121,000</b>
Est. Salvage Value of Former Capital Asset	\$ 8,000
<b>EST. INITIAL INVESTMENT</b>	<b>\$ 108,000</b>

**Justification for Fleet Expenditure**  
 This large 16 ft cut mower is important to our weekly mowing operation.

Fund-Obj-Project	Funding Sources	FY '18	FY '19	FY '20	FY '21	FY '22	Total
0430-4305-49110	10-yr GO Debt	\$ -	\$ -	\$ 108,000	\$ -	\$ -	\$ 108,000
0430-4305-48330	Salvage Value	\$ -	\$ -	\$ 8,000	\$ -	\$ -	\$ 8,000
	<b>Total</b>	<b>\$ -</b>	<b>\$ -</b>	<b>\$ 116,000</b>	<b>\$ -</b>	<b>\$ -</b>	<b>\$ 116,000</b>

Fund-Obj-Project	Expenditures	FY '18	FY '19	FY '20	FY '21	FY '22	Total
0430-4355-68140	#80 - Mower	\$ -	\$ -	\$ 116,000	\$ -	\$ -	\$ 116,000
	<b>Total</b>	<b>\$ -</b>	<b>\$ -</b>	<b>\$ 116,000</b>	<b>\$ -</b>	<b>\$ -</b>	<b>\$ 116,000</b>

**How will this improve our service level and efficiency?**  
 This is one of two large-area mowers with one spare. Originally purchased in 2009, it will now be 10 years-old.

**CITY OF WAUKESHA, WISCONSIN**  
**FLEET FUND EXPENDITURE**  
 Budget Year: 2018 - 2022

Department: Parks, Recreation & Forestry  
 Dept. Head: Ron Grall  
 Project Contact: Melissa Philipps

Fleet #	41
Description of Vehicle or Machinery:	Jeep Wrangler 4 x 4 with Plow and Salter
Addition or Replacement:	Replacement
Initial Cost	\$ 40,000
Anticipated Annual Maintenance Cost/Cost of Operation	\$ 1,000
Maintenance Cost Over 5 years	\$ 5,000
<b>TOTAL INVESTMENT</b>	<b>\$ 45,000</b>
Est. Salvage Value of Former Capital Asset	\$ 2,500
<b>EST. INITIAL INVESTMENT</b>	<b>\$ 37,500</b>

**Justification for Fleet Expenditure**  
 Jeep #41 is used year-round for park maintenance. Summer crews use it to trailer walk-behind mowers and string trimmers. In the winter its used for plowing City walks and trails. It has a salter on the back for quicker operations.

Fund-Org.-Object-Project	Funding Sources	FY '18	FY '19	FY '20	FY '21	FY '22	Total
0430-4305-49110	10-yr GO Debt	\$ -	\$ -	\$ 37,500	\$ -	\$ -	\$ 37,500
0430-4305-48330	Salvage Value	\$ -	\$ -	\$ 2,500	\$ -	\$ -	\$ 2,500
	<b>Total</b>	\$ -	\$ -	\$ 40,000	\$ -	\$ -	\$ 40,000

Fund-Org.-Object-Project	Expenditures	FY '18	FY '19	FY '20	FY '21	FY '22	Total
0430-4355-68140	#41 - Jeep	\$ -	\$ -	\$ 40,000	\$ -	\$ -	\$ 40,000
	<b>Total</b>	\$ -	\$ -	\$ 40,000	\$ -	\$ -	\$ 40,000

**How will this improve our service level and efficiency?**  
 One of four jeeps within the Parks Fleet, it is one of two of the oldest purchased originally in 2006.

**CITY OF WAUKESHA, WISCONSIN**  
**FLEET FUND EXPENDITURE**  
 Budget Year: 2018 - 2022

Department: Parks, Recreation & Forestry  
 Dept. Head: Ron Grall  
 Project Contact: Melissa Philipps

Fleet #	42
Description of Vehicle or Machinery:	Chevy G Van
Addition or Replacement:	Replacement
Initial Cost	\$ 30,000
Anticipated Annual Maintenance Cost/Cost of Operation	\$ 1,000
Maintenance Cost Over 5 years	\$ 5,000
<b>TOTAL INVESTMENT</b>	<b>\$ 35,000</b>
Est. Salvage Value of Former Capital Asset	\$ 3,000
<b>EST. INITIAL INVESTMENT</b>	<b>\$ 27,000</b>

**Justification for Fleet Expenditure**

This van is used by our grounds maintenance staff, to maintain large annual and perennial flower beds throughout the City in large planters. It carries flats of flowers in Spring, and tools, hoses and equipment during the remainder of the season to maintain the beds.

Fund-Obj-Project	Funding Sources	FY '18	FY '19	FY '20	FY '21	FY '22	Total
0430-4305-49110	10-yr GO Debt	\$ -	\$ -	\$ 27,000	\$ -	\$ -	\$ 27,000
0430-4305-48330	Salvage Value	\$ -	\$ -	\$ 3,000	\$ -	\$ -	\$ 3,000
	<b>Total</b>	<b>\$ -</b>	<b>\$ -</b>	<b>\$ 30,000</b>	<b>\$ -</b>	<b>\$ -</b>	<b>\$ 30,000</b>

Fund-Obj-Project	Expenditures	FY '18	FY '19	FY '20	FY '21	FY '22	Total
0430-4355-68140	#42 - Van	\$ -	\$ -	\$ 30,000	\$ -	\$ -	\$ 30,000
	<b>Total</b>	<b>\$ -</b>	<b>\$ -</b>	<b>\$ 30,000</b>	<b>\$ -</b>	<b>\$ -</b>	<b>\$ 30,000</b>

**How will this improve our service level and efficiency?**

We are looking at alternatives for this vehicle to provide a covered environment, yet with tool-holding capacities. This vehicle was purchased in 2006.



**CITY OF WAUKESHA, WISCONSIN**  
**FLEET FUND EXPENDITURE**  
 Budget Year: 2018 - 2022

Department: Parks, Recreation & Forestry  
 Dept. Head: Ron Grall  
 Project Contact: Melissa Philipps

Fleet #	20
Description of Vehicle or Machinery:	Ford F250 Pickup
Addition or Replacement:	Replacement
Initial Cost	\$ 36,000
Anticipated Annual Maintenance Cost/Cost of Operation	\$ 1,000
Maintenance Cost Over 5 years	\$ 5,000
<b>TOTAL INVESTMENT</b>	<b>\$ 41,000</b>
Est. Salvage Value of Former Capital Asset	\$ 2,000
<b>EST. INITIAL INVESTMENT</b>	<b>\$ 34,000</b>

**Justification for Fleet Expenditure**  
 This pickup is used by our Forestry Supervisor. In addition to coordinating various crews working throughout the City, he is responsible for managing over 500 service calls annually. Many of these calls can be resolved immediately because he carries tools necessary to address the concerns. A pickup is especially helpful when collecting or removing tree limbs.

Fund-Org.-Object-Project	Funding Sources	FY '18	FY '19	FY '20	FY '21	FY '22	Total
0430-4305-49110	10-yr GO Debt	\$ -	\$ -	\$ 34,000	\$ -	\$ -	\$ 34,000
0430-4305-48330	Salvage Value	\$ -	\$ -	\$ 2,000	\$ -	\$ -	\$ 2,000
	<b>Total</b>	<b>\$ -</b>	<b>\$ -</b>	<b>\$ 36,000</b>	<b>\$ -</b>	<b>\$ -</b>	<b>\$ 36,000</b>

Fund-Org.-Object-Project	Expenditures	FY '18	FY '19	FY '20	FY '21	FY '22	Total
0430-4355-68110	#20 - Pickup	\$ -	\$ -	\$ 36,000	\$ -	\$ -	\$ 36,000
	<b>Total</b>	<b>\$ -</b>	<b>\$ -</b>	<b>\$ 36,000</b>	<b>\$ -</b>	<b>\$ -</b>	<b>\$ 36,000</b>

**How will this improve our service level and efficiency?**  
 This pickup supports the Forestry Division and needs to be available for quick response when calls come in. Originally purchased in 2007, this vehicle will now be 13 years-old.

**CITY OF WAUKESHA, WISCONSIN**  
**FLEET FUND EXPENDITURE**  
 Budget Year: 2018 - 2022

Department: Parks, Recreation & Forestry  
 Dept. Head: Ron Grall  
 Project Contact: Melissa Philipps

Fleet #	82
Description of Vehicle or Machinery:	GMC Sierra 2500 4 X 4 Pickup
Addition or Replacement:	Replacement
Initial Cost	\$ 42,000
Anticipated Annual Maintenance Cost/Cost of Operation	\$ 1,000
Maintenance Cost Over 5 years	\$ 5,000
<b>TOTAL INVESTMENT</b>	<b>\$ 47,000</b>
Est. Salvage Value of Former Capital Asset	\$ 2,000
<b>EST. INITIAL INVESTMENT</b>	<b>\$ 40,000</b>

**Justification for Fleet Expenditure**  
 This pickup is a vital vehicle for the Forestry Division. It is used in many capacities including; tree planting operation, watering newly planted trees with a 350 gallon tank, pruning young trees and completing service calls. Because of it's year round use a 4 X 4 is needed.

Fund-Org.-Object-Project	Funding Sources	FY '18	FY '19	FY '20	FY '21	FY '22	Total
0430-4305-49110	10-yr GO Debt	\$ -	\$ -	\$ -	\$ 40,000	\$ -	\$ 40,000
0430-4305-48330	Salvage Value	\$ -	\$ -	\$ -	\$ 2,000	\$ -	\$ 2,000
	<b>Total</b>	<b>\$ -</b>	<b>\$ -</b>	<b>\$ -</b>	<b>\$ 42,000</b>	<b>\$ -</b>	<b>\$ 42,000</b>

Fund-Org.-Object-Project	Expenditures	FY '18	FY '19	FY '20	FY '21	FY '22	Total
0430-4355-68110	#82 - Pickup	\$ -	\$ -	\$ -	\$ 42,000	\$ -	\$ 42,000
	<b>Total</b>	<b>\$ -</b>	<b>\$ -</b>	<b>\$ -</b>	<b>\$ 42,000</b>	<b>\$ -</b>	<b>\$ 42,000</b>

**How will this improve our service level and efficiency?**  
 Originally purchased in 2003, this vehicle will now be 18 years old.

**CITY OF WAUKESHA, WISCONSIN**  
**FLEET FUND EXPENDITURE**  
 Budget Year: 2018 - 2022

Department: Parks, Recreation & Forestry  
 Dept. Head: Ron Grall  
 Project Contact: Melissa Philipps

Fleet #	14
Description of Vehicle or Machinery:	Ford F450 2-3 Yard Small Dump Truck
Addition or Replacement:	Replacement
Initial Cost	\$ 56,000
Anticipated Annual Maintenance Cost/Cost of Operation	\$ 1,200
Maintenance Cost Over 5 years	\$ 6,000
<b>TOTAL INVESTMENT</b>	<b>\$ 62,000</b>
Est. Salvage Value of Former Capital Asset	\$ 3,000
<b>EST. INITIAL INVESTMENT</b>	<b>\$ 53,000</b>

**Justification for Fleet Expenditure**  
 This small dump truck is used in a variety of capacities. It is primarily used as a second chip truck for our Forestry Division on pruning and removal operations, but also as a carrier of tools and equipment with the Grounds Maintenance Division.

Fund-Obj-Project	Funding Sources	FY '18	FY '19	FY '20	FY '21	FY '22	Total
0430-4305-49110	10-yr GO Debt	\$ -	\$ -	\$ -	\$ 53,000	\$ -	\$ 53,000
0430-4305-48330	Salvage Value	\$ -	\$ -	\$ -	\$ 3,000	\$ -	\$ 3,000
	<b>Total</b>	<b>\$ -</b>	<b>\$ -</b>	<b>\$ -</b>	<b>\$ 56,000</b>	<b>\$ -</b>	<b>\$ 56,000</b>

Fund-Obj-Project	Expenditures	FY '18	FY '19	FY '20	FY '21	FY '22	Total
0430-4355-68140	#14 - 2-3 Yd Dump Truck	\$ -	\$ -	\$ -	\$ 56,000	\$ -	\$ 56,000
	<b>Total</b>	<b>\$ -</b>	<b>\$ -</b>	<b>\$ -</b>	<b>\$ 56,000</b>	<b>\$ -</b>	<b>\$ 56,000</b>

**How will this improve our service level and efficiency?**  
 One of 4 small dump trucks in our fleet, it does not require a CDL and can be driven by seasonal staff. Originally purchased in 2006.

**CITY OF WAUKESHA, WISCONSIN**  
**FLEET FUND EXPENDITURE**  
 Budget Year: 2018 - 2022

Department: Parks, Recreation & Forestry  
 Dept. Head: Ron Grall  
 Project Contact: Melissa Philipps

Fleet #	66
Description of Vehicle or Machinery:	Ford Escape XLT 4 x 4
Addition or Replacement:	Replacement
Initial Cost	\$ 28,000
Anticipated Annual Maintenance Cost/Cost of Operation	\$ 1,000
Maintenance Cost Over 5 years	\$ 5,000
<b>TOTAL INVESTMENT</b>	<b>\$ 33,000</b>
Est. Salvage Value of Former Capital Asset	\$ 3,000
<b>EST. INITIAL INVESTMENT</b>	<b>\$ 25,000</b>

**Justification for Fleet Expenditure**  
 This utility vehicle is used by our recreational staff for special events, projects and rentals. It carries equipment and supplies for large events like the parade, Trailbreakers Marathon and Janboree.

Fund-Obj-Project	Funding Sources	FY '18	FY '19	FY '20	FY '21	FY '22	Total
0430-4305-49110	10-yr GO Debt	\$ -	\$ -	\$ -	\$ 25,000	\$ -	\$ 25,000
0430-4305-48330	Salvage Value	\$ -	\$ -	\$ -	\$ 3,000	\$ -	\$ 3,000
	<b>Total</b>	\$ -	\$ -	\$ -	\$ 28,000	\$ -	\$ 28,000

Fund-Obj-Project	Expenditures	FY '18	FY '19	FY '20	FY '21	FY '22	Total
0430-4355-68140	#66 - Ford Escape	\$ -	\$ -	\$ -	\$ 28,000	\$ -	\$ 28,000
	<b>Total</b>	\$ -	\$ -	\$ -	\$ 28,000	\$ -	\$ 28,000

**How will this improve our service level and efficiency?**  
 Originally purchased in 2007.

**CITY OF WAUKESHA, WISCONSIN**  
**FLEET FUND EXPENDITURE**  
 Budget Year: 2018 - 2022

Department: Parks, Recreation & Forestry  
 Dept. Head: Ron Grall  
 Project Contact: Melissa Philipps

Fleet #	5
Description of Vehicle or Machinery:	GMC 23600 GVW Flatbed Truck
Addition or Replacement:	Replacement
Initial Cost	\$ 58,000
Anticipated Annual Maintenance Cost/Cost of Operation	\$ 1,200
Maintenance Cost Over 5 years	\$ 6,000
<b>TOTAL INVESTMENT</b>	<b>\$ 64,000</b>
Est. Salvage Value of Former Capital Asset	\$ 3,000
<b>EST. INITIAL INVESTMENT</b>	<b>\$ 55,000</b>

**Justification for Fleet Expenditure**

This large flat bed truck has several uses within the various divisions. Forestry uses the large bed to haul trees in Spring and Fall. It carries logs during tree removal operations. For landscape projects, it carries bails of hay and the straw bailer for seeding large areas. The Buildings Division uses it to haul the river fountains and light poles. Recreation also uses it in the 4th of July parade.

Fund-Obj-Project	Funding Sources	FY '18	FY '19	FY '20	FY '21	FY '22	Total
0430-4305-49110	10-yr GO Debt	\$ -	\$ -	\$ -	\$ 55,000	\$ -	\$ 55,000
0430-4305-48330	Salvage Value	\$ -	\$ -	\$ -	\$ 3,000	\$ -	\$ 3,000
	<b>Total</b>	\$ -	\$ -	\$ -	\$ 58,000	\$ -	\$ 58,000

Fund-Obj-Project	Expenditures	FY '18	FY '19	FY '20	FY '21	FY '22	Total
0430-4355-68140	#5 - Flatbed Truck	\$ -	\$ -	\$ -	\$ 58,000	\$ -	\$ 58,000
	<b>Total</b>	\$ -	\$ -	\$ -	\$ 58,000	\$ -	\$ 58,000

**How will this improve our service level and efficiency?**

Originally purchased in 2000, it is now over 20 years-old, and although it has relatively low mileage, it is becoming difficult to find replacement parts.

**CITY OF WAUKESHA, WISCONSIN**  
**FLEET FUND EXPENDITURE**  
 Budget Year: 2018 - 2022

Department: Parks, Recreation & Forestry  
 Dept. Head: Ron Grall  
 Project Contact: Melissa Philipps

Fleet #	17
Description of Vehicle or Machinery:	New Holland Tractor
Addition or Replacement:	Replacement
Initial Cost	\$ 60,000
Anticipated Annual Maintenance Cost/Cost of Operation	\$ 1,000
Maintenance Cost Over 5 years	\$ 5,000
<b>TOTAL INVESTMENT</b>	<b>\$ 65,000</b>
Est. Salvage Value of Former Capital Asset	\$ 7,000
<b>EST. INITIAL INVESTMENT</b>	<b>\$ 53,000</b>

**Justification for Fleet Expenditure**  
 This all-purpose garden tractor is used on a variety of landscape jobs within our Grounds Maintenance Division, from pulling various implements on grading work, to bucket use for loading and unloading materials on project sites.

Fund-Obj-Project	Funding Sources	FY '18	FY '19	FY '20	FY '21	FY '22	Total
0430-4305-49110	10-yr GO Debt	\$ -	\$ -	\$ -	\$ 53,000	\$ -	\$ 53,000
0430-4305-48330	Salvage Value	\$ -	\$ -	\$ -	\$ 7,000	\$ -	\$ 7,000
	<b>Total</b>	\$ -	\$ -	\$ -	\$ 60,000	\$ -	\$ 60,000

Fund-Obj-Project	Expenditures	FY '18	FY '19	FY '20	FY '21	FY '22	Total
0430-4355-68140	#17 - Tractor	\$ -	\$ -	\$ -	\$ 60,000	\$ -	\$ 60,000
	<b>Total</b>	\$ -	\$ -	\$ -	\$ 60,000	\$ -	\$ 60,000

**How will this improve our service level and efficiency?**  
 Originally purchased in 2001.

**CITY OF WAUKESHA, WISCONSIN**

**FLEET FUND EXPENDITURE**

Budget Year: 2018 - 2022

Department: Parks, Recreation & Forestry  
 Dept. Head: Ron Grall  
 Project Contact: Melissa Philipps

Fleet #	94
Description of Vehicle or Machinery:	Trackless Articulated Snow Machine
Addition or Replacement:	Replacement
Initial Cost	\$ 145,000
Anticipated Annual Maintenance Cost/Cost of Operation	\$ 1,000
Maintenance Cost Over 5 years	\$ 5,000
<b>TOTAL INVESTMENT</b>	<b>\$ 150,000</b>
Est. Salvage Value of Former Capital Asset	\$ 8,000
<b>EST. INITIAL INVESTMENT</b>	<b>\$ 137,000</b>

**Justification for Fleet Expenditure**  
 The Trackless Utility Vehicle is a 4 wheel drive articulated heavy duty snow machine. It has a 5 ft blade for plowing sidewalks in parks, downtown areas, bridges and handicap crosswalks. It carries a salt hopper in back to make a one stop snow clearing/salting operation possible.

Fund-Org.-Object-Project	Funding Sources	FY '18	FY '19	FY '20	FY '21	FY '22	Total
0430-4305-49110	10-yr GO Debt	\$ -	\$ -	\$ -	\$ 137,000	\$ -	\$ 137,000
0430-4305-48330	Salvage Value	\$ -	\$ -	\$ -	\$ 8,000	\$ -	\$ 8,000
	<b>Total</b>	<b>\$ -</b>	<b>\$ -</b>	<b>\$ -</b>	<b>\$ 145,000</b>	<b>\$ -</b>	<b>\$ 145,000</b>

Fund-Org.-Object-Project	Expenditures	FY '18	FY '19	FY '20	FY '21	FY '22	Total
0430-4355-68140	#94 - Trackless Snow Mach.	\$ -	\$ -	\$ -	\$ 145,000	\$ -	\$ 145,000
	<b>Total</b>	<b>\$ -</b>	<b>\$ -</b>	<b>\$ -</b>	<b>\$ 145,000</b>	<b>\$ -</b>	<b>\$ 145,000</b>

**How will this improve our service level and efficiency?**  
 This trackless is one of three machines in the Parks Division. It is a 2006 model year and the oldest of the group.

**CITY OF WAUKESHA, WISCONSIN**  
**FLEET FUND EXPENDITURE**  
 Budget Year: 2018 - 2022

Department: Parks, Recreation & Forestry  
 Dept. Head: Ron Grall  
 Project Contact: Melissa Philipps

Fleet #	7
Description of Vehicle or Machinery:	John Deere Tractor
Addition or Replacement:	Replacement
Initial Cost	\$ 65,000
Anticipated Annual Maintenance Cost/Cost of Operation	\$ 1,000
Maintenance Cost Over 5 years	\$ 5,000
<b>TOTAL INVESTMENT</b>	<b>\$ 70,000</b>
Est. Salvage Value of Former Capital Asset	\$ 7,000
<b>EST. INITIAL INVESTMENT</b>	<b>\$ 58,000</b>

**Justification for Fleet Expenditure**

This John Deere tractor is used as a rough-cut large area mower. It has a side wing flail mower and a rear flail mower used for cutting large fields 2 - 3 times per season and along bike paths.

Fund-Org.-Object-Project	Funding Sources	FY '18	FY '19	FY '20	FY '21	FY '22	Total
0430-4305-49110	10-yr GO Debt	\$ -	\$ -	\$ -	\$ -	\$ 63,000	\$ 63,000
0430-4305-48330	Salvage Value	\$ -	\$ -	\$ -	\$ -	\$ 2,000	\$ 2,000
	<b>Total</b>	\$ -	\$ -	\$ -	\$ -	\$ 65,000	\$ 65,000

Fund-Org.-Object-Project	Expenditures	FY '18	FY '19	FY '20	FY '21	FY '22	Total
0430-4355-68140	#7 - John Deere Tractor	\$ -	\$ -	\$ -	\$ -	\$ 65,000	\$ 65,000
	<b>Total</b>	\$ -	\$ -	\$ -	\$ -	\$ 65,000	\$ 65,000

**How will this improve our service level and efficiency?**

Originally purchased in 2003, this equipment is used frequently where smaller mowers cannot go, nor handle the brush cutting.



**CITY OF WAUKESHA, WISCONSIN**  
**FLEET FUND EXPENDITURE**  
 Budget Year: 2018 - 2022

Department: Parks, Recreation & Forestry  
 Dept. Head: Ron Grall  
 Project Contact: Melissa Philipps

Fleet #	116
Description of Vehicle or Machinery:	Smithco Groomer
Addition or Replacement:	Replacement
Initial Cost	\$ 25,000
Anticipated Annual Maintenance Cost/Cost of Operation	\$ 500
Maintenance Cost Over 5 years	\$ 2,500
<b>TOTAL INVESTMENT</b>	<b>\$ 27,500</b>
Est. Salvage Value of Former Capital Asset	\$ 1,000
<b>EST. INITIAL INVESTMENT</b>	<b>\$ 24,000</b>

**Justification for Fleet Expenditure**  
 The Smithco rototiller is used to groom infields of baseball and softball diamonds.

Fund-Org.-Object-Project	Funding Sources	FY '18	FY '19	FY '20	FY '21	FY '22	Total
0430-4305-49110	10-yr GO Debt	\$ -	\$ -	\$ -	\$ -	\$ 24,000	\$ 24,000
0430-4305-48330	Salvage Value	\$ -	\$ -	\$ -	\$ -	\$ 1,000	\$ 1,000
	<b>Total</b>	<b>\$ -</b>	<b>\$ -</b>	<b>\$ -</b>	<b>\$ -</b>	<b>\$ 25,000</b>	<b>\$ 25,000</b>

Fund-Org.-Object-Project	Expenditures	FY '18	FY '19	FY '20	FY '21	FY '22	Total
0430-4355-68140	#116 - Smithco Groomer	\$ -	\$ -	\$ -	\$ -	\$ 25,000	\$ 25,000
	<b>Total</b>	<b>\$ -</b>	<b>\$ -</b>	<b>\$ -</b>	<b>\$ -</b>	<b>\$ 25,000</b>	<b>\$ 25,000</b>

**How will this improve our service level and efficiency?**  
 Prepping the ball diamonds with a machine groomer increases efficiency and reduces the amount of staff needed to prepare diamonds for games.

**CITY OF WAUKESHA, WISCONSIN**  
**FLEET FUND EXPENDITURE**  
 Budget Year: 2018 - 2022

Department: Parks, Recreation & Forestry  
 Dept. Head: Ron Grall  
 Project Contact: Melissa Philipps

Fleet #	41
Description of Vehicle or Machinery:	Chevy Express Van
Addition or Replacement:	Replacement
Initial Cost	\$ 39,000
Anticipated Annual Maintenance Cost/Cost of Operation	\$ 1,000
Maintenance Cost Over 5 years	\$ 5,000
<b>TOTAL INVESTMENT</b>	<b>\$ 44,000</b>
Est. Salvage Value of Former Capital Asset	\$ 1,000
<b>EST. INITIAL INVESTMENT</b>	<b>\$ 38,000</b>

**Justification for Fleet Expenditure**  
 This van is used by our grounds maintenance staff, to maintain large annual and perennial flower beds throughout the City in large planters. It carries flats of flowers in spring, and tools, hoses and equipment during the remainder of the season to maintain the beds.

Fund-Org.-Object-Project	Funding Sources	FY '18	FY '19	FY '20	FY '21	FY '22	Total
0430-4305-49110	10-yr GO Debt	\$ -	\$ -	\$ -	\$ -	\$ 38,000	\$ 38,000
0430-4305-48330	Salvage Value	\$ -	\$ -	\$ -	\$ -	\$ 1,000	\$ 1,000
	<b>Total</b>	<b>\$ -</b>	<b>\$ -</b>	<b>\$ -</b>	<b>\$ -</b>	<b>\$ 39,000</b>	<b>\$ 39,000</b>

Fund-Org.-Object-Project	Expenditures	FY '18	FY '19	FY '20	FY '21	FY '22	Total
0430-4355-68140	#41 - Chevy Express Van	\$ -	\$ -	\$ -	\$ -	\$ 39,000	\$ 39,000
	<b>Total</b>	<b>\$ -</b>	<b>\$ -</b>	<b>\$ -</b>	<b>\$ -</b>	<b>\$ 39,000</b>	<b>\$ 39,000</b>

**How will this improve our service level and efficiency?**  
 We are looking at alternatives for this vehicle to provide a covered environment, yet with tool-holding capacities. This vehicle was purchased in 2001.

**CITY OF WAUKESHA, WISCONSIN**

**FLEET FUND EXPENDITURE**

Budget Year: 2018 - 2022

Department: Parks, Recreation & Forestry  
 Dept. Head: Ron Grall  
 Project Contact: Melissa Philipps

Fleet #	96
Description of Vehicle or Machinery:	Trackless Utility Vehicle
Addition or Replacement:	Replacement
Initial Cost	\$ 90,000
Anticipated Annual Maintenance Cost/Cost of Operation	\$ 1,500
Maintenance Cost Over 5 years	\$ 7,500
<b>TOTAL INVESTMENT</b>	<b>\$ 97,500</b>
Est. Salvage Value of Former Capital Asset	\$ 5,000
<b>EST. INITIAL INVESTMENT</b>	<b>\$ 85,000</b>

**Justification for Fleet Expenditure**

The Trackless Utility Vehicle is a 4 wheel drive articulated heavy duty snow machine. It has a 5 ft blade for plowing sidewalks in parks, downtown areas, bridges and handicap crosswalks. It carries a salt hopper in back to make a one stop snow clearing/salting operation possible. The proposed replacement would be a utility vehicle with multiple attachments that can be utilized year round in a variety of operations.

Fund-Org.-Object-Project	Funding Sources	FY '18	FY '19	FY '20	FY '21	FY '22	Total
0430-4305-49110	10-yr GO Debt	\$ -	\$ -	\$ -	\$ -	\$ 85,000	\$ 85,000
0430-4305-48330	Salvage Value	\$ -	\$ -	\$ -	\$ -	\$ 5,000	\$ 5,000
	<b>Total</b>	<b>\$ -</b>	<b>\$ -</b>	<b>\$ -</b>	<b>\$ -</b>	<b>\$ 90,000</b>	<b>\$ 90,000</b>

Fund-Org.-Object-Project	Expenditures	FY '18	FY '19	FY '20	FY '21	FY '22	Total
0430-4355-68140	#96 - Trackless Snow Mach.	\$ -	\$ -	\$ -	\$ -	\$ 90,000	\$ 90,000
	<b>Total</b>	<b>\$ -</b>	<b>\$ -</b>	<b>\$ -</b>	<b>\$ -</b>	<b>\$ 90,000</b>	<b>\$ 90,000</b>

**How will this improve our service level and efficiency?**

This trackless is one of three machines in the Parks Division. It is a 2003 model year and the oldest of the three trackless vehicles. Replacing with a multi purpose utility vehicle with various attachments: plow, broom, salter, bucket, forks, auger and trencher, will make it a more versatile piece of equipment that can be used year round. Please note: a new trackless with similar attachments budgets approximately \$190,000.

**CITY OF WAUKESHA, WISCONSIN**  
**FLEET FUND EXPENDITURE**  
 Budget Year: 2018 - 2022

Department: Community Development  
 Dept. Head: Jennifer Andrews  
 Project Contact: Michael Mazmanian

Fleet #	BL004
Description of Vehicle or Machinery:	Inspection Sedan
Addition or Replacement:	Replacement
Initial Cost	\$ 18,500
Anticipated Annual Maintenance Cost/Cost of Operation	\$ 400
Maintenance Cost Over 5 years	\$ 2,000
<b>TOTAL INVESTMENT</b>	<b>\$ 20,500</b>
Est. Salvage Value of Former Capital Asset	\$ 150
<b>EST. INITIAL INVESTMENT</b>	<b>\$ 18,350</b>

**Justification for Fleet Expenditure**

This is a replacement of a 2005 inspection car. The primary purpose of the vehicle is for conducting building inspections. The current vehicle has 46,657 miles on it as of June of 2017. The body is rusting, and it does not have many of the safety features our other fleet cars have, such as airbags. This car is used every work day of the year. If the car would breakdown, all inspections normally done by that inspector would be halted and the inspector would be rendered inactive. The replacement score for this vehicle is 29.5 with 30 being the highest score. The current value of the vehicle is \$700. Any major repair to this vehicle would exceed its current value. The City has spent \$6,667 in parts and labor repairing this vehicle in the past. In general, the inspection fleet is aged and in need of replacement. Inspection cars are regularly driven onto construction sites and over rough terrain. Due to the nature of the work, the inspection cars tend to wear quicker than those under typical use. This vehicle has needed repairs in 2017 exceeding \$1,500 and is in a declining mechanical condition.

Fund-Org.-Object-Project	Funding Sources	FY '18	FY '19	FY '20	FY '21	FY '22	Total
0430-4305-49110	10-Year GO Debt	\$ 18,350	\$ -	\$ -	\$ -	\$ -	\$ 18,350
0430-4305-48330	Salvage Value	\$ 150	\$ -	\$ -	\$ -	\$ -	\$ 150
	<b>Total</b>	<b>\$ 18,500</b>	<b>\$ -</b>	<b>\$ -</b>	<b>\$ -</b>	<b>\$ -</b>	<b>\$ 18,500</b>

Fund-Org.-Object-Project	Expenditures	FY '18	FY '19	FY '20	FY '21	FY '22	Total
0430-4323-68110	#4 - Inspection Sedan	\$ 18,500	\$ -	\$ -	\$ -	\$ -	\$ 18,500
	<b>Total</b>	<b>\$ 18,500</b>	<b>\$ -</b>	<b>\$ -</b>	<b>\$ -</b>	<b>\$ -</b>	<b>\$ 18,500</b>

**How will this improve our service level and efficiency?**

This will improve our service level by ensuring that we will continue to conduct inspections in a timely manner. Removal of this vehicle from the fleet will inhibit one of our inspectors from conducting in-field building or code enforcement inspections, which is 90% of their job duties, and render them inactive. Failure to conduct timely building and mechanical inspections has significant time and cost implications for builders, homeowners and developers. In addition, the City is obligated by State Statute to conduct residential building and mechanical inspections within 48 hours of the request. When a car is not operable, the City is unable to meet that legal obligation. Failure to conduct timely code enforcement inspection would also be a frustration to both residents and Aldermen who have reported a violation.

**CITY OF WAUKESHA, WISCONSIN**  
**FLEET FUND EXPENDITURE**  
 Budget Year: 2018 - 2022

Department: Community Development  
 Dept. Head: Jennifer Andrews  
 Project Contact: Michael Mazmanian

Fleet #	BL001
Description of Vehicle or Machinery:	Inspection Sedan
Addition or Replacement:	Replacement
Initial Cost	\$ 19,000
Anticipated Annual Maintenance Cost/Cost of Operation	\$ 400
Maintenance Cost Over 5 years	\$ 2,000
<b>TOTAL INVESTMENT</b>	<b>\$ 21,000</b>
Est. Salvage Value of Former Capital Asset	\$ 500
<b>EST. INITIAL INVESTMENT</b>	<b>\$ 18,500</b>

**Justification for Fleet Expenditure**

This is a replacement of a 2008 inspection car. The primary purpose of the vehicle is for conducting building inspections. The current vehicle has 38,140 miles on it as of June of 2017. At this time there are issues with the transmission. It is difficult to shift the car into gear. It is anticipated that by 2019, if not sooner, this car will need to be replaced. This car is used every work day of the year. If the car would breakdown all inspections normally done by that inspector would be halted and the inspector would be rendered inactive. In general, the inspection fleet is aged and in need of replacement. Inspection cars are regularly driven onto construction sites and over rough terrain. Due to the nature of the work, the inspection cars tend to wear quicker than those under typical use.

Fund-Org.-Object-Project	Funding Sources	FY '18	FY '19	FY '20	FY '21	FY '22	Total
0430-4305-49110	10-Year GO Debt	\$ -	\$ 18,500	\$ -	\$ -	\$ -	\$ 18,500
0430-4305-48330	Salvage Value	\$ -	\$ 500	\$ -	\$ -	\$ -	\$ 500
	<b>Total</b>	<b>\$ -</b>	<b>\$ 19,000</b>	<b>\$ -</b>	<b>\$ -</b>	<b>\$ -</b>	<b>\$ 19,000</b>

Fund-Org.-Object-Project	Expenditures	FY '18	FY '19	FY '20	FY '21	FY '22	Total
0430-4323-68110	#1 - Inspection Sedan	\$ -	\$ 19,000	\$ -	\$ -	\$ -	\$ 19,000
	<b>Total</b>	<b>\$ -</b>	<b>\$ 19,000</b>	<b>\$ -</b>	<b>\$ -</b>	<b>\$ -</b>	<b>\$ 19,000</b>

**How will this improve our service level and efficiency?**

This will improve our service level by ensuring that we will continue to conduct inspections in a timely manner. Removal of this vehicle from the fleet will inhibit one of our inspectors from conducting in-field building or code enforcement inspections, which is 90% of their job duties, and render them inactive. Failure to conduct timely building and mechanical inspections has significant time and cost implications for builders, homeowners and developers. In addition, the City is obligated by State Statute to conduct residential building and mechanical inspections within 48 hours of the request. When a car is not operable, the City is unable to meet that legal obligation. Failure to conduct timely code enforcement inspection would also be a frustration to both residents and Aldermen who have reported a violation.

**CITY OF WAUKESHA, WISCONSIN**  
**FLEET FUND EXPENDITURE**  
 Budget Year: 2018 - 2022

Department: DPW - Municipal Garage  
 Dept. Head: Fred Abadi  
 Project Contact: Bob Foxx

Fleet #	19
Description of Vehicle or Machinery:	5-6 Yard Dump Truck #19 w/Plow, Wing and Sander
Addition or Replacement:	Replacement
Initial Cost	\$ 165,000
Anticipated Annual Maintenance Cost/Cost of Operation	\$ 1,000
Maintenance Cost Over 5 years	\$ 5,000
<b>TOTAL INVESTMENT</b>	<b>\$ 170,000</b>
Est. Salvage Value of Former Capital Asset	\$ 3,000
<b>EST. INITIAL INVESTMENT</b>	<b>\$ 162,000</b>

**Justification for Fleet Expenditure**  
 This is a replacement of a 2000 International 5-6 Yard Dump Truck with a Plow, Wing and Sander. The primary purpose of the vehicle is for plowing and salting operations of municipal streets and parking lots. It is also used for construction work through out the City.

Fund-Org.-Object-Project	Funding Sources	FY '18	FY '19	FY '20	FY '21	FY '22	Total
0430-4305-49110	10-yr GO Debt	\$ 162,000	\$ -	\$ -	\$ -	\$ -	\$ 162,000
0430-4305-48330	Salvage Value	\$ 3,000	\$ -	\$ -	\$ -	\$ -	\$ 3,000
	<b>Total</b>	<b>\$ 165,000</b>	<b>\$ -</b>	<b>\$ -</b>	<b>\$ -</b>	<b>\$ -</b>	<b>\$ 165,000</b>

Fund-Org.-Object-Project	Expenditures	FY '18	FY '19	FY '20	FY '21	FY '22	Total
0430-4333-68140	#19 - 5-6 Yard Dump Truck	\$ 165,000	\$ -	\$ -	\$ -	\$ -	\$ 165,000
	<b>Total</b>	<b>\$ 165,000</b>	<b>\$ -</b>	<b>\$ -</b>	<b>\$ -</b>	<b>\$ -</b>	<b>\$ 165,000</b>

**How will this improve our service level and efficiency?**  
 This will improve our service level by ensuring that we will continue to be able to plow and salt our streets and municipal parking lots. Removal of this vehicle from the fleet will inhibit our ability to provide adequate street plowing during the winter months. It will also create safety hazards due to snow and ice removal being delayed.

**CITY OF WAUKESHA, WISCONSIN**

**FLEET FUND EXPENDITURE**

Budget Year: 2018 - 2022

Department: DPW - Municipal Garage  
 Dept. Head: Fred Abadi  
 Project Contact: Bob Foxx

Fleet #	26
Description of Vehicle or Machinery:	5-6 Yard Dump Truck #26 w/Plow, Wing and Sander
Addition or Replacement:	Replacement
Initial Cost	\$ 165,000
Anticipated Annual Maintenance Cost/Cost of Operation	\$ 1,000
Maintenance Cost Over 5 years	\$ 5,000
<b>TOTAL INVESTMENT</b>	<b>\$ 170,000</b>
Est. Salvage Value of Former Capital Asset	\$ 3,000
<b>EST. INITIAL INVESTMENT</b>	<b>\$ 162,000</b>

**Justification for Fleet Expenditure**  
 This is a replacement of a 2000 International 5-6 Yard Dump Truck with a Plow, Wing and Sander. The primary purpose of the vehicle is for plowing and salting operations of municipal streets and parking lots. It is also used for construction work through out the City.

Fund-Org.-Object-Project	Funding Sources	FY '18	FY '19	FY '20	FY '21	FY '22	Total
0430-4305-41110	Tax Levy	\$ 162,000	\$ -	\$ -	\$ -	\$ -	\$ 162,000
0430-4305-48330	Salvage Value	\$ 3,000	\$ -	\$ -	\$ -	\$ -	\$ 3,000
	<b>Total</b>	<b>\$ 165,000</b>	<b>\$ -</b>	<b>\$ -</b>	<b>\$ -</b>	<b>\$ -</b>	<b>\$ 165,000</b>

Fund-Org.-Object-Project	Expenditures	FY '18	FY '19	FY '20	FY '21	FY '22	Total
0430-4333-68140	#26 - 5-6 Yard Dump Truck	\$ 165,000	\$ -	\$ -	\$ -	\$ -	\$ 165,000
	<b>Total</b>	<b>\$ 165,000</b>	<b>\$ -</b>	<b>\$ -</b>	<b>\$ -</b>	<b>\$ -</b>	<b>\$ 165,000</b>

**How will this improve our service level and efficiency?**  
 This will improve our service level by ensuring that we will continue to be able to plow and salt our streets and municipal parking lots. Removal of this vehicle from the fleet will inhibit our ability to provide adequate street plowing during the winter months. It will also create safety hazards due to snow and ice removal being delayed.

**CITY OF WAUKESHA, WISCONSIN**

**FLEET FUND EXPENDITURE**

Budget Year: 2018 - 2022

Department: DPW - Municipal Garage  
 Dept. Head: Fred Abadi  
 Project Contact: Bob Foxx

Fleet #	125
Description of Vehicle or Machinery:	Front End Loader
Addition or Replacement:	Replacement
Initial Cost	\$ 236,250
Anticipated Annual Maintenance Cost/Cost of Operation	\$ 1,000
Maintenance Cost Over 5 years	\$ 5,000
<b>TOTAL INVESTMENT</b>	<b>\$ 241,250</b>
Est. Salvage Value of Former Capital Asset	\$ 5,000
<b>EST. INITIAL INVESTMENT</b>	<b>\$ 231,250</b>

**Justification for Fleet Expenditure**

This is a replacement of a 2000 John Deere Loader w/plow, wing and 4-in-1 bucket. The primary purpose of the vehicle is the plowing of municipal parking lots and streets as well as construction sites. This Loader is used in various projects through out the City.

Fund-Org.-Object-Project	Funding Sources	FY '18	FY '19	FY '20	FY '21	FY '22	Total
0430-4305-49110	10-yr GO Debt	\$ 231,250	\$ -	\$ -	\$ -	\$ -	\$ 231,250
0430-4305-48330	Salvage Value	\$ 5,000	\$ -	\$ -	\$ -	\$ -	\$ 5,000
	<b>Total</b>	<b>\$ 236,250</b>	<b>\$ -</b>	<b>\$ -</b>	<b>\$ -</b>	<b>\$ -</b>	<b>\$ 236,250</b>

Fund-Org.-Object-Project	Expenditures	FY '18	FY '19	FY '20	FY '21	FY '22	Total
0430-4333-68140	#125 - Front End Loader	\$ 236,250	\$ -	\$ -	\$ -	\$ -	\$ 236,250
	<b>Total</b>	<b>\$ 236,250</b>	<b>\$ -</b>	<b>\$ -</b>	<b>\$ -</b>	<b>\$ -</b>	<b>\$ 236,250</b>

**How will this improve our service level and efficiency?**

This will improve our service level by ensuring that we will continue to be able to plow our streets and municipal parking lots. These loaders are also used in our leaf collection efforts as well as construction work. Removal of this vehicle from the fleet will inhibit our ability to provide adequate plowing on streets and in our municipal lots during the winter months. It will also create safety hazards due to snow and ice removal being delayed.



**CITY OF WAUKESHA, WISCONSIN**

**FLEET FUND EXPENDITURE**

Budget Year: 2018 - 2022

Department: DPW - Municipal Garage  
 Dept. Head: Fred Abadi  
 Project Contact: Bob Foxx

Fleet #	116
Description of Vehicle or Machinery:	Front End Loader
Addition or Replacement:	Replacement
Initial Cost	\$ 236,250
Anticipated Annual Maintenance Cost/Cost of Operation	\$ 1,000
Maintenance Cost Over 5 years	\$ 5,000
<b>TOTAL INVESTMENT</b>	<b>\$ 241,250</b>
Est. Salvage Value of Former Capital Asset	\$ 5,000
<b>EST. INITIAL INVESTMENT</b>	<b>\$ 231,250</b>

**Justification for Fleet Expenditure**

This is a replacement of a 2000 John Deere Loader w/plow, wing and 4-in-1 bucket. The primary purpose of the vehicle is the plowing of municipal parking lots and streets as well as construction sites. This Loader is used in various projects through out the City.

Fund-Org.-Object-Project	Funding Sources	FY '18	FY '19	FY '20	FY '21	FY '22	Total
0430-4305-41110	Tax Levy	\$ 231,250	\$ -	\$ -	\$ -	\$ -	\$ 231,250
0430-4305-48330	Salvage Value	\$ 5,000	\$ -	\$ -	\$ -	\$ -	\$ 5,000
	<b>Total</b>	<b>\$ 236,250</b>	<b>\$ -</b>	<b>\$ -</b>	<b>\$ -</b>	<b>\$ -</b>	<b>\$ 236,250</b>

Fund-Org.-Object-Project	Expenditures	FY '18	FY '19	FY '20	FY '21	FY '22	Total
0430-4333-68140	#116 - Front End Loader	\$ 236,250	\$ -	\$ -	\$ -	\$ -	\$ 236,250
	<b>Total</b>	<b>\$ 236,250</b>	<b>\$ -</b>	<b>\$ -</b>	<b>\$ -</b>	<b>\$ -</b>	<b>\$ 236,250</b>

**How will this improve our service level and efficiency?**

This will improve our service level by ensuring that we will continue to be able to plow our streets and municipal parking lots. These loaders are also used in our leaf collection efforts as well as construction work. Removal of this vehicle from the fleet will inhibit our ability to provide adequate plowing on streets and in our municipal lots during the winter months. It will also create safety hazards due to snow and ice removal being delayed.

**CITY OF WAUKESHA, WISCONSIN**

**FLEET FUND EXPENDITURE**

Budget Year: 2018 - 2022

Department: DPW - Municipal Garage  
 Dept. Head: Fred Abadi  
 Project Contact: Bob Foxx

Fleet #	32
Description of Vehicle or Machinery:	Utility Truck
Addition or Replacement:	Replacement
Initial Cost	\$ 66,150
Anticipated Annual Maintenance Cost/Cost of Operation	\$ 1,000
Maintenance Cost Over 5 years	\$ 5,000
<b>TOTAL INVESTMENT</b>	<b>\$ 71,150</b>
Est. Salvage Value of Former Capital Asset	\$ 500
<b>EST. INITIAL INVESTMENT</b>	<b>\$ 65,650</b>

**Justification for Fleet Expenditure**

This is a replacement of a 2004 utility truck. The primary purpose of this truck is for the Mason Crew Leader. It is a utility truck that carries tools for the Mason Crew, and travels all over the City on road projects and construction sites.

Fund-Org.-Object-Project	Funding Sources	FY '18	FY '19	FY '20	FY '21	FY '22	Total
0430-4305-41110	Tax Levy	\$ 65,650	\$ -	\$ -	\$ -	\$ -	\$ 65,650
0430-4305-48330	Salvage Value	\$ 500	\$ -	\$ -	\$ -	\$ -	\$ 500
	<b>Total</b>	<b>\$ 66,150</b>	<b>\$ -</b>	<b>\$ -</b>	<b>\$ -</b>	<b>\$ -</b>	<b>\$ 66,150</b>

Fund-Org.-Object-Project	Expenditures	FY '18	FY '19	FY '20	FY '21	FY '22	Total
0430-4333-68110	#32 - Utility Truck	\$ 66,150	\$ -	\$ -	\$ -	\$ -	\$ 66,150
	<b>Total</b>	<b>\$ 66,150</b>	<b>\$ -</b>	<b>\$ -</b>	<b>\$ -</b>	<b>\$ -</b>	<b>\$ 66,150</b>

**How will this improve our service level and efficiency?**

This will maintain our service level by ensuring that we will continue to be able to have a truck on the job site with tools for the Mason Crew.

**CITY OF WAUKESHA, WISCONSIN**  
**FLEET FUND EXPENDITURE**  
 Budget Year: 2018 - 2022

Department: DPW - Municipal Garage  
 Dept. Head: Fred Abadi  
 Project Contact: Bob Foxx

	<b>Fleet #</b> 30
<b>Description of Vehicle or Machinery:</b>	CG30 Utility Truck
<b>Addition or Replacement:</b>	Replacement
<b>Initial Cost</b>	\$ 66,150
<b>Anticipated Annual Maintenance Cost/Cost of Operation</b>	\$ 1,000
<b>Maintenance Cost Over 5 years</b>	\$ 5,000
<b>TOTAL INVESTMENT</b>	\$ 71,150
<b>Est. Salvage Value of Former Capital Asset</b>	\$ 500
<b>EST. INITIAL INVESTMENT</b>	\$ 65,650

**Justification for Fleet Expenditure**

This is a replacement of a 2005 utility truck. The primary purpose of this truck is for the Signs Crew. It is a utility truck that carries tools for the Signs Crew, and travels all over the City on road projects and construction sites.

Fund-Org.-Object-Project	Funding Sources	FY '18	FY '19	FY '20	FY '21	FY '22	Total
0430-4305-49110	10-yr GO Debt	\$ 65,650	\$ -	\$ -	\$ -	\$ -	\$ 65,650
0430-4305-48330	Salvage Value	\$ 500	\$ -	\$ -	\$ -	\$ -	\$ 500
<b>Total</b>		<b>\$ 66,150</b>	<b>\$ -</b>	<b>\$ -</b>	<b>\$ -</b>	<b>\$ -</b>	<b>\$ 66,150</b>

Fund-Org.-Object-Project	Expenditures	FY '18	FY '19	FY '20	FY '21	FY '22	Total
0430-4333-68110	#30 - Utility Truck	\$ 66,150	\$ -	\$ -	\$ -	\$ -	\$ 66,150
<b>Total</b>		<b>\$ 66,150</b>	<b>\$ -</b>	<b>\$ -</b>	<b>\$ -</b>	<b>\$ -</b>	<b>\$ 66,150</b>

**How will this improve our service level and efficiency?**

This will maintain our service level by ensuring that we will continue to be able to have a truck on the job site with tools for the Signs Crew.

**CITY OF WAUKESHA, WISCONSIN**

**FLEET FUND EXPENDITURE**

Budget Year: 2018 - 2022

Department: DPW - Municipal Garage  
 Dept. Head: Fred Abadi  
 Project Contact: Bob Foxx

Fleet #	36
Description of Vehicle or Machinery:	CG36 Stake Bed Truck
Addition or Replacement:	Replacement
Initial Cost	\$ 60,000
Anticipated Annual Maintenance Cost/Cost of Operation	\$ 1,000
Maintenance Cost Over 5 years	\$ 5,000
<b>TOTAL INVESTMENT</b>	<b>\$ 65,000</b>
Est. Salvage Value of Former Capital Asset	\$ 500
<b>EST. INITIAL INVESTMENT</b>	<b>\$ 59,500</b>

**Justification for Fleet Expenditure**

This is a replacement of a 2005 stake bed truck. The primary purpose of this truck is for the Signs Crew. It is a stake bed truck that carries tools and poles, as well as moves voting machines, and travels all over the City on road projects and construction sites.

Fund-Org.-Object-Project	Funding Sources	FY '18	FY '19	FY '20	FY '21	FY '22	Total
0430-4305-49110	10-yr GO Debt	\$ 59,500	\$ -	\$ -	\$ -	\$ -	\$ 59,500
0430-4305-48330	Salvage Value	\$ 500	\$ -	\$ -	\$ -	\$ -	\$ 500
	<b>Total</b>	<b>\$ 60,000</b>	<b>\$ -</b>	<b>\$ -</b>	<b>\$ -</b>	<b>\$ -</b>	<b>\$ 60,000</b>

Fund-Org.-Object-Project	Expenditures	FY '18	FY '19	FY '20	FY '21	FY '22	Total
0430-4333-68110	#36 - Stake Bed Truck	\$ 60,000	\$ -	\$ -	\$ -	\$ -	\$ 60,000
	<b>Total</b>	<b>\$ 60,000</b>	<b>\$ -</b>	<b>\$ -</b>	<b>\$ -</b>	<b>\$ -</b>	<b>\$ 60,000</b>

**How will this improve our service level and efficiency?**

This will maintain our service level by ensuring that we will continue to be able to have a truck on the road to haul light poles, signals, barricades, and voting machines.

**CITY OF WAUKESHA, WISCONSIN**  
**FLEET FUND EXPENDITURE**  
 Budget Year: 2018 - 2022

Department: DPW - Municipal Garage  
 Dept. Head: Fred Abadi  
 Project Contact: Bob Foxx

Fleet #	100
Description of Vehicle or Machinery:	Garbage Truck
Addition or Replacement:	Replacement
Initial Cost	\$ 100,000
Anticipated Annual Maintenance Cost/Cost of Operation	\$ 1,000
Maintenance Cost Over 5 years	\$ 5,000
<b>TOTAL INVESTMENT</b>	<b>\$ 105,000</b>
Est. Salvage Value of Former Capital Asset	\$ 1,000
<b>EST. INITIAL INVESTMENT</b>	<b>\$ 99,000</b>

**Justification for Fleet Expenditure**  
 This is a replacement of a 2005 Ford LCF Garbage truck. The primary purpose of the vehicle is for picking up garbage from Downtown and various Departments in the City.

Fund-Org.-Object-Project	Funding Sources	FY '18	FY '19	FY '20	FY '21	FY '22	Total
0430-4305-49110	10-yr GO Debt	\$ 99,000		\$ -	\$ -	\$ -	\$ 99,000
0430-4305-48330	Salvage Value	\$ 1,000		\$ -	\$ -	\$ -	\$ 1,000
	<b>Total</b>	<b>\$ 100,000</b>	<b>\$ -</b>	<b>\$ -</b>	<b>\$ -</b>	<b>\$ -</b>	<b>\$ 100,000</b>

Fund-Org.-Object-Project	Expenditures	FY '18	FY '19	FY '20	FY '21	FY '22	Total
0430-4333-68140	#100 - Garbage Truck	\$ 100,000		\$ -	\$ -	\$ -	\$ 100,000
	<b>Total</b>	<b>\$ 100,000</b>	<b>\$ -</b>	<b>\$ -</b>	<b>\$ -</b>	<b>\$ -</b>	<b>\$ 100,000</b>

**How will this improve our service level and efficiency?**  
 This will maintain our service level by ensuring that we will continue to be able to pickup garbage from the Downtown and various Departments as needed.

**CITY OF WAUKESHA, WISCONSIN**

**FLEET FUND EXPENDITURE**

Budget Year: 2018 - 2022

Department: DPW - Municipal Garage  
 Dept. Head: Fred Abadi  
 Project Contact: Bob Foxx

Fleet #	85
Description of Vehicle or Machinery:	Leaf Machine
Addition or Replacement:	Replacement
Initial Cost	\$ 60,000
Anticipated Annual Maintenance Cost/Cost of Operation	\$ 1,000
Maintenance Cost Over 5 years	\$ 5,000
<b>TOTAL INVESTMENT</b>	<b>\$ 65,000</b>
Est. Salvage Value of Former Capital Asset	\$ 500
<b>EST. INITIAL INVESTMENT</b>	<b>\$ 59,500</b>

**Justification for Fleet Expenditure**

This is a replacement of a 2001 Tarco leaf machine. The primary purpose of this leaf machine is to pickup leaves during the fall leaf pickup. This is one of three we are looking at replacing.

Fund-Org.-Object-Project	Funding Sources	FY '18	FY '19	FY '20	FY '21	FY '22	Total
0430-4305-49110	10-yr GO Debt	\$ 59,500	\$ -	\$ -	\$ -	\$ -	\$ 59,500
0430-4305-48330	Salvage Value	\$ 500	\$ -	\$ -	\$ -	\$ -	\$ 500
<b>Total</b>		<b>\$ 60,000</b>	<b>\$ -</b>	<b>\$ -</b>	<b>\$ -</b>	<b>\$ -</b>	<b>\$ 60,000</b>

Fund-Org.-Object-Project	Expenditures	FY '18	FY '19	FY '20	FY '21	FY '22	Total
0430-4333-68140	#85 - Leaf Machine	\$ 60,000	\$ -	\$ -	\$ -	\$ -	\$ 60,000
<b>Total</b>		<b>\$ 60,000</b>	<b>\$ -</b>	<b>\$ -</b>	<b>\$ -</b>	<b>\$ -</b>	<b>\$ 60,000</b>

**How will this improve our service level and efficiency?**

This will maintain our service level by ensuring that we will continue to be able to have leaf machines able to pickup leaves for our fall leaf pickup.

**CITY OF WAUKESHA, WISCONSIN**

**FLEET FUND EXPENDITURE**

Budget Year: 2018 - 2022

Department: DPW - Municipal Garage  
 Dept. Head: Fred Abadi  
 Project Contact: Bob Foxx

Fleet #	65
Description of Vehicle or Machinery:	13-17 Yard Dump Truck #65 w/Plow, Wing and Sander
Addition or Replacement:	Replacement
Initial Cost	\$ 189,000
Anticipated Annual Maintenance Cost/Cost of Operation	\$ 1,000
Maintenance Cost Over 5 years	\$ 5,000
<b>TOTAL INVESTMENT</b>	<b>\$ 194,000</b>
Est. Salvage Value of Former Capital Asset	\$ 3,000
<b>EST. INITIAL INVESTMENT</b>	<b>\$ 186,000</b>

**Justification for Fleet Expenditure**

This is a replacement of a 2003 Sterling 13-17 Yard Dump Truck with a Plow, Wing and Sander. The primary purpose of the vehicle is for the plowing and salting operations of municipal streets and parking lots. It is also used for construction work through out the City.

Fund-Org.-Object-Project	Funding Sources	FY '18	FY '19	FY '20	FY '21	FY '22	Total
0430-4305-49110	10-yr GO Debt	\$ 186,000	\$ -	\$ -	\$ -	\$ -	\$ 186,000
0430-4305-48330	Salvage Value	\$ 3,000	\$ -	\$ -	\$ -	\$ -	\$ 3,000
	<b>Total</b>	<b>\$ 189,000</b>	<b>\$ -</b>	<b>\$ -</b>	<b>\$ -</b>	<b>\$ -</b>	<b>\$ 189,000</b>

Fund-Org.-Object-Project	Expenditures	FY '18	FY '19	FY '20	FY '21	FY '22	Total
0430-4333-68140	#65 - 13-17 Yard Dump Truck	\$ 189,000	\$ -	\$ -	\$ -	\$ -	\$ 189,000
	<b>Total</b>	<b>\$ 189,000</b>	<b>\$ -</b>	<b>\$ -</b>	<b>\$ -</b>	<b>\$ -</b>	<b>\$ 189,000</b>

**How will this improve our service level and efficiency?**

This will improve our service level by ensuring that we will continue to be able to plow and salt our streets and municipal parking lots. Removal of this vehicle from the fleet will inhibit our ability to provide adequate street plowing during the winter months. It will also create safety hazards due to snow and ice removal being delayed.

**CITY OF WAUKESHA, WISCONSIN**

**FLEET FUND EXPENDITURE**

Budget Year: 2018 - 2022

Department: DPW - Municipal Garage  
 Dept. Head: Fred Abadi  
 Project Contact: Bob Foxx

Fleet #	82
Description of Vehicle or Machinery:	Trailer
Addition or Replacement:	Replacement
Initial Cost	\$ 22,000
Anticipated Annual Maintenance Cost/Cost of Operation	\$ 200
Maintenance Cost Over 5 years	\$ 1,000
<b>TOTAL INVESTMENT</b>	<b>\$ 23,000</b>
Est. Salvage Value of Former Capital Asset	\$ 500
<b>EST. INITIAL INVESTMENT</b>	<b>\$ 21,500</b>

**Justification for Fleet Expenditure**

This is a replacement of a 1990 Trailer. The primary purpose of the vehicle is for hauling equipment around the City such as skid loaders, the mini excavator and rollers.

Fund-Org.-Object-Project	Funding Sources	FY '18	FY '19	FY '20	FY '21	FY '22	Total
0430-4305-49110	10-yr GO Debt	\$ 21,500	\$ -	\$ -	\$ -	\$ -	\$ 21,500
0430-4305-48330	Salvage Value	\$ 500	\$ -	\$ -	\$ -	\$ -	\$ 500
	<b>Total</b>	<b>\$ 22,000</b>	<b>\$ -</b>	<b>\$ -</b>	<b>\$ -</b>	<b>\$ -</b>	<b>\$ 22,000</b>

Fund-Org.-Object-Project	Expenditures	FY '18	FY '19	FY '20	FY '21	FY '22	Total
0430-4333-68140	#82 - Trailer	\$ 22,000	\$ -	\$ -	\$ -	\$ -	\$ 22,000
	<b>Total</b>	<b>\$ 22,000</b>	<b>\$ -</b>	<b>\$ -</b>	<b>\$ -</b>	<b>\$ -</b>	<b>\$ 22,000</b>

**How will this improve our service level and efficiency?**

This will improve our service level by ensuring that we will continue to be able to haul equipment to the job sites. Removal of this trailer from the fleet will inhibit our ability to provide adequate transportation for equipment that can not be driven.



**CITY OF WAUKESHA, WISCONSIN**

**FLEET FUND EXPENDITURE**

Budget Year: 2018 - 2022

Department: DPW - Municipal Garage  
 Dept. Head: Fred Abadi  
 Project Contact: Bob Foxx

Fleet #	144
Description of Vehicle or Machinery:	CG144 Trailer
Addition or Replacement:	Replacement
Initial Cost	\$ 22,000
Anticipated Annual Maintenance Cost/Cost of Operation	\$ 200
Maintenance Cost Over 5 years	\$ 1,000
<b>TOTAL INVESTMENT</b>	<b>\$ 23,000</b>
Est. Salvage Value of Former Capital Asset	\$ 500
<b>EST. INITIAL INVESTMENT</b>	<b>\$ 21,500</b>

**Justification for Fleet Expenditure**  
 This is a replacement of a 1995 Trailer. The primary purpose of the vehicle is for hauling equipment around the City such as skid loaders, the mini excavator and rollers.

Fund-Org.-Object-Project	Funding Sources	FY '18	FY '19	FY '20	FY '21	FY '22	Total
0430-4305-49110	10-yr GO Debt	\$ 21,500	\$ -	\$ -	\$ -	\$ -	\$ 21,500
0430-4305-48330	Salvage Value	\$ 500	\$ -	\$ -	\$ -	\$ -	\$ 500
<b>Total</b>		<b>\$ 22,000</b>	<b>\$ -</b>	<b>\$ -</b>	<b>\$ -</b>	<b>\$ -</b>	<b>\$ 22,000</b>

Fund-Org.-Object-Project	Expenditures	FY '18	FY '19	FY '20	FY '21	FY '22	Total
0430-4333-68140	#144 - Trailer	\$ 22,000	\$ -	\$ -	\$ -	\$ -	\$ 22,000
<b>Total</b>		<b>\$ 22,000</b>	<b>\$ -</b>	<b>\$ -</b>	<b>\$ -</b>	<b>\$ -</b>	<b>\$ 22,000</b>

**How will this improve our service level and efficiency?**  
 This will improve our service level by ensuring that we will continue to be able to haul equipment to the job sites. Removal of this trailer from the fleet will inhibit our ability to provide adequate transportation for equipment that can not be driven.

**CITY OF WAUKESHA, WISCONSIN**

**FLEET FUND EXPENDITURE**

Budget Year: 2018 - 2022

Department: DPW - Municipal Garage  
 Dept. Head: Fred Abadi  
 Project Contact: Bob Foxx

Fleet #	168
Description of Vehicle or Machinery:	CG168 Trailer
Addition or Replacement:	Replacement
Initial Cost	\$ 22,000
Anticipated Annual Maintenance Cost/Cost of Operation	\$ 200
Maintenance Cost Over 5 years	\$ 1,000
<b>TOTAL INVESTMENT</b>	<b>\$ 23,000</b>
Est. Salvage Value of Former Capital Asset	\$ 500
<b>EST. INITIAL INVESTMENT</b>	<b>\$ 21,500</b>

**Justification for Fleet Expenditure**

This is a replacement of a 1996 Trailer. The primary purpose of the vehicle is for hauling equipment around the City such as skid loaders, the mini excavator and rollers.

Fund-Obj-Project	Funding Sources	FY '18	FY '19	FY '20	FY '21	FY '22	Total
0430-4305-49110	10-yr GO Debt	\$ 21,500	\$ -	\$ -	\$ -	\$ -	\$ 21,500
0430-4305-48330	Salvage Value	\$ 500	\$ -	\$ -	\$ -	\$ -	\$ 500
	<b>Total</b>	<b>\$ 22,000</b>	<b>\$ -</b>	<b>\$ -</b>	<b>\$ -</b>	<b>\$ -</b>	<b>\$ 22,000</b>

Fund-Obj-Project	Expenditures	FY '18	FY '19	FY '20	FY '21	FY '22	Total
0430-4333-68140	#168 - Trailer	\$ 22,000	\$ -	\$ -	\$ -	\$ -	\$ 22,000
	<b>Total</b>	<b>\$ 22,000</b>	<b>\$ -</b>	<b>\$ -</b>	<b>\$ -</b>	<b>\$ -</b>	<b>\$ 22,000</b>

**How will this improve our service level and efficiency?**

This will improve our service level by ensuring that we will continue to be able to haul equipment to the job sites. Removal of this trailer from the fleet will inhibit our ability to provide adequate transportation for equipment that can not be driven.

**CITY OF WAUKESHA, WISCONSIN**

**FLEET FUND EXPENDITURE**

Budget Year: 2018 - 2022

Department: DPW - Municipal Garage  
 Dept. Head: Fred Abadi  
 Project Contact: Bob Foxx

Fleet #	45
Description of Vehicle or Machinery:	5-6 Yard Dump Truck #45 w/Plow, Wing and Sander
Addition or Replacement:	Replacement
Initial Cost	\$ 189,000
Anticipated Annual Maintenance Cost/Cost of Operation	\$ 1,000
Maintenance Cost Over 5 years	\$ 5,000
<b>TOTAL INVESTMENT</b>	<b>\$ 194,000</b>
Est. Salvage Value of Former Capital Asset	\$ 3,000
<b>EST. INITIAL INVESTMENT</b>	<b>\$ 186,000</b>

**Justification for Fleet Expenditure**  
 This is a replacement of a 2004 Sterling 5-6 Yard Dump Truck with a Plow, Wing and Sander. The primary purpose of this vehicle is for the plowing and salting operations of municipal streets and parking lots. It is also used for construction work through out the City.

Fund-Org.-Object-Project	Funding Sources	FY '18	FY '19	FY '20	FY '21	FY '22	Total
0430-4305-49110	10-yr GO Debt	\$ -	\$ 186,000	\$ -	\$ -	\$ -	\$ 186,000
0430-4305-48330	Salvage Value	\$ -	\$ 3,000	\$ -	\$ -	\$ -	\$ 3,000
	<b>Total</b>	\$ -	\$ 189,000	\$ -	\$ -	\$ -	\$ 189,000

Fund-Org.-Object-Project	Expenditures	FY '18	FY '19	FY '20	FY '21	FY '22	Total
0430-4333-68140	#45 - 5-6 Yard Dump Truck	\$ -	\$ 189,000	\$ -	\$ -	\$ -	\$ 189,000
	<b>Total</b>	\$ -	\$ 189,000	\$ -	\$ -	\$ -	\$ 189,000

**How will this improve our service level and efficiency?**  
 This will improve our service level by ensuring that we will continue to be able to plow and salt our streets and municipal parking lots. Removal of this vehicle from the fleet will inhibit our ability to provide adequate street plowing during the winter months. It will also create safety hazards due to snow and ice removal being delayed.

**CITY OF WAUKESHA, WISCONSIN**

**FLEET FUND EXPENDITURE**

Budget Year: 2018 - 2022

Department: DPW - Municipal Garage  
 Dept. Head: Fred Abadi  
 Project Contact: Bob Foxx

Fleet #	5
Description of Vehicle or Machinery:	5-6 Yard Dump Truck #5 w/Plow, Wing and Sander
Addition or Replacement:	Replacement
Initial Cost	\$ 189,000
Anticipated Annual Maintenance Cost/Cost of Operation	\$ 1,000
Maintenance Cost Over 5 years	\$ 5,000
<b>TOTAL INVESTMENT</b>	<b>\$ 194,000</b>
Est. Salvage Value of Former Capital Asset	\$ 3,000
<b>EST. INITIAL INVESTMENT</b>	<b>\$ 186,000</b>

**Justification for Fleet Expenditure**  
 This is a replacement of a 2003 Sterling 5-6 Yard Dump Truck with a Plow, Wing and Sander. The primary purpose of this vehicle is for the plowing and salting operations of municipal streets and parking lots. It is also used for construction work through out the City.

Fund-Org.-Object-Project	Funding Sources	FY '18	FY '19	FY '20	FY '21	FY '22	Total
0430-4305-49110	10-yr GO Debt	\$ -	\$ 186,000	\$ -	\$ -	\$ -	\$ 186,000
0430-4305-48330	Salvage Value	\$ -	\$ 3,000	\$ -	\$ -	\$ -	\$ 3,000
	<b>Total</b>	<b>\$ -</b>	<b>\$ 189,000</b>	<b>\$ -</b>	<b>\$ -</b>	<b>\$ -</b>	<b>\$ 189,000</b>

Fund-Org.-Object-Project	Expenditures	FY '18	FY '19	FY '20	FY '21	FY '22	Total
0430-4333-68140	#5 - 5-6 Yard Dump Truck	\$ -	\$ 189,000	\$ -	\$ -	\$ -	\$ 189,000
	<b>Total</b>	<b>\$ -</b>	<b>\$ 189,000</b>	<b>\$ -</b>	<b>\$ -</b>	<b>\$ -</b>	<b>\$ 189,000</b>

**How will this improve our service level and efficiency?**  
 This will improve our service level by ensuring that we will continue to be able to plow and salt our streets and municipal parking lots. Removal of this vehicle from the fleet will inhibit our ability to provide adequate street plowing during the winter months. It will also create safety hazards due to snow and ice removal being delayed.

**CITY OF WAUKESHA, WISCONSIN**

**FLEET FUND EXPENDITURE**

Budget Year: 2018 - 2022

Department: DPW - Municipal Garage  
 Dept. Head: Fred Abadi  
 Project Contact: Bob Foxx

Fleet #	10
Description of Vehicle or Machinery:	5-6 Yard Dump Truck #10 w/Plow, Wing and Sander
Addition or Replacement:	Replacement
Initial Cost	\$ 189,000
Anticipated Annual Maintenance Cost/Cost of Operation	\$ 1,000
Maintenance Cost Over 5 years	\$ 5,000
<b>TOTAL INVESTMENT</b>	<b>\$ 194,000</b>
Est. Salvage Value of Former Capital Asset	\$ 3,000
<b>EST. INITIAL INVESTMENT</b>	<b>\$ 186,000</b>

**Justification for Fleet Expenditure**  
 This is a replacement of a 2003 Sterling 5-6 Yard Dump Truck with a Plow, Wing and Sander. The primary purpose of this vehicle is for the plowing and salting operations of municipal streets and parking lots. It is also used for construction work through out the City.

Fund-Org.-Object-Project	Funding Sources	FY '18	FY '19	FY '20	FY '21	FY '22	Total
0430-4305-49110	10-yr GO Debt	\$ -	\$ 186,000	\$ -	\$ -	\$ -	\$ 186,000
0430-4305-48330	Salvage Value	\$ -	\$ 3,000	\$ -	\$ -	\$ -	\$ 3,000
	<b>Total</b>	<b>\$ -</b>	<b>\$ 189,000</b>	<b>\$ -</b>	<b>\$ -</b>	<b>\$ -</b>	<b>\$ 189,000</b>

Fund-Org.-Object-Project	Expenditures	FY '18	FY '19	FY '20	FY '21	FY '22	Total
0430-4333-68140	#10 - 5-6 Yard Dump Truck	\$ -	\$ 189,000	\$ -	\$ -	\$ -	\$ 189,000
	<b>Total</b>	<b>\$ -</b>	<b>\$ 189,000</b>	<b>\$ -</b>	<b>\$ -</b>	<b>\$ -</b>	<b>\$ 189,000</b>

**How will this improve our service level and efficiency?**  
 This will improve our service level by ensuring that we will continue to be able to plow and salt our streets and municipal parking lots. Removal of this vehicle from the fleet will inhibit our ability to provide adequate street plowing during the winter months. It will also create safety hazards due to snow and ice removal being delayed.

**CITY OF WAUKESHA, WISCONSIN**

**FLEET FUND EXPENDITURE**

Budget Year: 2018 - 2022

Department: DPW - Municipal Garage  
 Dept. Head: Fred Abadi  
 Project Contact: Bob Foxx

Fleet #	12
Description of Vehicle or Machinery:	5-6 Yard Dump Truck #12 w/Plow, Wing and Sander
Addition or Replacement:	Replacement
Initial Cost	\$ 189,000
Anticipated Annual Maintenance Cost/Cost of Operation	\$ 1,000
Maintenance Cost Over 5 years	\$ 5,000
<b>TOTAL INVESTMENT</b>	<b>\$ 194,000</b>
Est. Salvage Value of Former Capital Asset	\$ 3,000
<b>EST. INITIAL INVESTMENT</b>	<b>\$ 186,000</b>

**Justification for Fleet Expenditure**  
 This is a replacement of a 2003 Sterling 5-6 Yard Dump Truck with a Plow, Wing and Sander. The primary purpose of this vehicle is for the plowing and salting operations of municipal streets and parking lots. It is also used for construction work through out the City.

Fund-Org.-Object-Project	Funding Sources	FY '18	FY '19	FY '20	FY '21	FY '22	Total
0430-4305-49110	10-yr GO Debt	\$ -	\$ 186,000	\$ -	\$ -	\$ -	\$ 186,000
0430-4305-48330	Salvage Value	\$ -	\$ 3,000	\$ -	\$ -	\$ -	\$ 3,000
	<b>Total</b>	<b>\$ -</b>	<b>\$ 189,000</b>	<b>\$ -</b>	<b>\$ -</b>	<b>\$ -</b>	<b>\$ 189,000</b>

Fund-Org.-Object-Project	Expenditures	FY '18	FY '19	FY '20	FY '21	FY '22	Total
0430-4333-68140	#12 - 5-6 Yard Dump Truck	\$ -	\$ 189,000	\$ -	\$ -	\$ -	\$ 189,000
	<b>Total</b>	<b>\$ -</b>	<b>\$ 189,000</b>	<b>\$ -</b>	<b>\$ -</b>	<b>\$ -</b>	<b>\$ 189,000</b>

**How will this improve our service level and efficiency?**  
 This will improve our service level by ensuring that we will continue to be able to plow and salt our streets and municipal parking lots. Removal of this vehicle from the fleet will inhibit our ability to provide adequate street plowing during the winter months. It will also create safety hazards due to snow and ice removal being delayed.

**CITY OF WAUKESHA, WISCONSIN**

**FLEET FUND EXPENDITURE**

Budget Year: 2018 - 2022

Department: DPW - Municipal Garage  
 Dept. Head: Fred Abadi  
 Project Contact: Bob Foss

Fleet #	119A
Description of Vehicle or Machinery:	Street Sweeper
Addition or Replacement:	Replacement
Initial Cost	\$ 250,000
Anticipated Annual Maintenance Cost/Cost of Operation	\$ 1,000
Maintenance Cost Over 5 years	\$ 5,000
<b>TOTAL INVESTMENT</b>	<b>\$ 255,000</b>
Est. Salvage Value of Former Capital Asset	\$ 3,000
<b>EST. INITIAL INVESTMENT</b>	<b>\$ 247,000</b>

**Justification for Fleet Expenditure**

This is a replacement of a 2005 Elgin Street Sweeper. The main purpose of this sweeper is to sweep the streets clean. It is also used during the leaf program to clean up after the leaf crews have been through.

Fund-Org.-Object-Project	Funding Sources	FY '18	FY '19	FY '20	FY '21	FY '22	Total
0430-4305-49110	10-yr GO Debt	\$ -	\$ 247,000	\$ -	\$ -	\$ -	\$ 247,000
0430-4305-48330	Salvage Value	\$ -	\$ 3,000	\$ -	\$ -	\$ -	\$ 3,000
	<b>Total</b>	<b>\$ -</b>	<b>\$ 250,000</b>	<b>\$ -</b>	<b>\$ -</b>	<b>\$ -</b>	<b>\$ 250,000</b>

Fund-Org.-Object-Project	Expenditures	FY '18	FY '19	FY '20	FY '21	FY '22	Total
0430-4333-68140	#119A - Street Sweeper	\$ -	\$ 250,000	\$ -	\$ -	\$ -	\$ 250,000
	<b>Total</b>	<b>\$ -</b>	<b>\$ 250,000</b>	<b>\$ -</b>	<b>\$ -</b>	<b>\$ -</b>	<b>\$ 250,000</b>

**How will this improve our service level and efficiency?**

This will maintain our service level by ensuring that we will continue to be able sweep the streets from the time the weather is good until winter. The sweeper also helps with the Storm Water Management Plan.

**CITY OF WAUKESHA, WISCONSIN**

**FLEET FUND EXPENDITURE**

Budget Year: 2018 - 2022

Department: DPW - Municipal Garage  
 Dept. Head: Fred Abadi  
 Project Contact: Bob Foxx

Fleet #	138
Description of Vehicle or Machinery:	Dual Drum Vibratory Roller
Addition or Replacement:	Replacement
Initial Cost	\$ 60,000
Anticipated Annual Maintenance Cost/Cost of Operation	\$ 1,000
Maintenance Cost Over 5 years	\$ 5,000
<b>TOTAL INVESTMENT</b>	<b>\$ 65,000</b>
Est. Salvage Value of Former Capital Asset	\$ 1,000
<b>EST. INITIAL INVESTMENT</b>	<b>\$ 59,000</b>

**Justification for Fleet Expenditure**  
 This is a replacement of a 2004 Vibromax dual drum vibratory roller. The primary purpose of the roller is to roll asphalt and gravel. It used on streets and parking lots throughout the City.

Fund-Org.-Object-Project	Funding Sources	FY '18	FY '19	FY '20	FY '21	FY '22	Total
0430-4305-49110	10-yr GO Debt	\$ -	\$ 59,000	\$ -	\$ -	\$ -	\$ 59,000
0430-4305-48330	Salvage Value	\$ -	\$ 1,000	\$ -	\$ -	\$ -	\$ 1,000
	<b>Total</b>	<b>\$ -</b>	<b>\$ 60,000</b>	<b>\$ -</b>	<b>\$ -</b>	<b>\$ -</b>	<b>\$ 60,000</b>

Fund-Org.-Object-Project	Expenditures	FY '18	FY '19	FY '20	FY '21	FY '22	Total
0430-4333-68140	#138 - Vibratory Roller	\$ -	\$ 60,000	\$ -	\$ -	\$ -	\$ 60,000
	<b>Total</b>	<b>\$ -</b>	<b>\$ 60,000</b>	<b>\$ -</b>	<b>\$ -</b>	<b>\$ -</b>	<b>\$ 60,000</b>

**How will this improve our service level and efficiency?**  
 This will maintain our service level by ensuring that we will continue to be able to roll asphalt and gravel in preparation for our paving program. Removal of this vehicle from the fleet will inhibit our ability to provide adequate street repairs and parking lot repairs.



**CITY OF WAUKESHA, WISCONSIN**

**FLEET FUND EXPENDITURE**

Budget Year: 2018 - 2022

Department: DPW - Municipal Garage  
 Dept. Head: Fred Abadi  
 Project Contact: Bob Foxx

Fleet #	97
Description of Vehicle or Machinery:	Stake Bed Truck
Addition or Replacement:	Replacement
Initial Cost	\$ 63,000
Anticipated Annual Maintenance Cost/Cost of Operation	\$ 1,000
Maintenance Cost Over 5 years	\$ 5,000
<b>TOTAL INVESTMENT</b>	<b>\$ 68,000</b>
Est. Salvage Value of Former Capital Asset	\$ 500
<b>EST. INITIAL INVESTMENT</b>	<b>\$ 62,500</b>

**Justification for Fleet Expenditure**

This is a replacement of a 1998 GMC Stake Bed truck. The primary purpose of this truck is for the Mason Crew. It is a Stake Bed truck that carries tools and supplies for building catch basins, and travels all over the City on road projects and construction sites.

Fund-Org.-Object-Project	Funding Sources	FY '18	FY '19	FY '20	FY '21	FY '22	Total
0430-4305-49110	10-yr GO Debt	\$ -	\$ 62,500	\$ -	\$ -	\$ -	\$ 62,500
0430-4305-48330	Salvage Value	\$ -	\$ 500	\$ -	\$ -	\$ -	\$ 500
	<b>Total</b>	<b>\$ -</b>	<b>\$ 63,000</b>	<b>\$ -</b>	<b>\$ -</b>	<b>\$ -</b>	<b>\$ 63,000</b>

Fund-Org.-Object-Project	Expenditures	FY '18	FY '19	FY '20	FY '21	FY '22	Total
0430-4333-68110	#97 - Stake Bed Truck	\$ -	\$ 63,000	\$ -	\$ -	\$ -	\$ 63,000
	<b>Total</b>	<b>\$ -</b>	<b>\$ 63,000</b>	<b>\$ -</b>	<b>\$ -</b>	<b>\$ -</b>	<b>\$ 63,000</b>

**How will this improve our service level and efficiency?**

This will maintain our service level by ensuring that we will continue to be able to have a truck on the road for the Mason Crew to have materials, block saw, block and sand as well as mortar for catch basin repairs.

**CITY OF WAUKESHA, WISCONSIN**

**FLEET FUND EXPENDITURE**

Budget Year: 2018 - 2022

Department: DPW - Municipal Garage  
 Dept. Head: Fred Abadi  
 Project Contact: Bob Foxx

Fleet #	44
Description of Vehicle or Machinery:	5-6 Yard Dump Truck #44 w/Plow, Wing and Sander
Addition or Replacement:	Replacement
Initial Cost	\$ 189,000
Anticipated Annual Maintenance Cost/Cost of Operation	\$ 1,000
Maintenance Cost Over 5 years	\$ 5,000
<b>TOTAL INVESTMENT</b>	<b>\$ 194,000</b>
Est. Salvage Value of Former Capital Asset	\$ 3,000
<b>EST. INITIAL INVESTMENT</b>	<b>\$ 186,000</b>

**Justification for Fleet Expenditure**  
 This is a replacement of a 2005 Sterling 5-6 Yard Dump Truck with a Plow, Wing and Sander. The primary purpose of this vehicle is for the plowing and salting operations of municipal streets and parking lots. It is also used for construction work through out the City.

Fund-Org.-Object-Project	Funding Sources	FY '18	FY '19	FY '20	FY '21	FY '22	Total
0430-4305-49110	10-yr GO Debt	\$ -	\$ -	\$ 186,000	\$ -	\$ -	\$ 186,000
0430-4305-48330	Salvage Value	\$ -	\$ -	\$ 3,000	\$ -	\$ -	\$ 3,000
	<b>Total</b>	<b>\$ -</b>	<b>\$ -</b>	<b>\$ 189,000</b>	<b>\$ -</b>	<b>\$ -</b>	<b>\$ 189,000</b>

Fund-Org.-Object-Project	Expenditures	FY '18	FY '19	FY '20	FY '21	FY '22	Total
0430-4333-68140	#44 - 5-6 Yard Dump Truck	\$ -	\$ -	\$ 189,000	\$ -	\$ -	\$ 189,000
	<b>Total</b>	<b>\$ -</b>	<b>\$ -</b>	<b>\$ 189,000</b>	<b>\$ -</b>	<b>\$ -</b>	<b>\$ 189,000</b>

**How will this improve our service level and efficiency?**  
 This will improve our service level by ensuring that we will continue to be able to plow and salt our streets and municipal parking lots. Removal of this vehicle from the fleet will inhibit our ability to provide adequate street plowing during the winter months. It will also create safety hazards due to snow and ice removal being delayed.

**CITY OF WAUKESHA, WISCONSIN**

**FLEET FUND EXPENDITURE**

Budget Year: 2018 - 2022

Department: DPW - Municipal Garage  
 Dept. Head: Fred Abadi  
 Project Contact: Bob Foxx

Fleet #	15
Description of Vehicle or Machinery:	5-6 Yard Dump Truck #15 w/Plow, Wing and Sander
Addition or Replacement:	Replacement
Initial Cost	\$ 189,000
Anticipated Annual Maintenance Cost/Cost of Operation	\$ 1,000
Maintenance Cost Over 5 years	\$ 5,000
<b>TOTAL INVESTMENT</b>	<b>\$ 194,000</b>
Est. Salvage Value of Former Capital Asset	\$ 3,000
<b>EST. INITIAL INVESTMENT</b>	<b>\$ 186,000</b>

**Justification for Fleet Expenditure**  
 This is a replacement of a 2005 Sterling 5-6 Yard Dump Truck with a Plow, Wing and Sander. The primary purpose of this vehicle is for the plowing and salting operations of municipal streets and parking lots. It is also used for construction work through out the City.

Fund-Org.-Object-Project	Funding Sources	FY '18	FY '19	FY '20	FY '21	FY '22	Total
0430-4305-49110	10-yr GO Debt	\$ -	\$ -	\$ 186,000	\$ -	\$ -	\$ 186,000
0430-4305-48330	Salvage Value	\$ -	\$ -	\$ 3,000	\$ -	\$ -	\$ 3,000
	<b>Total</b>	\$ -	\$ -	\$ 189,000	\$ -	\$ -	\$ 189,000

Fund-Org.-Object-Project	Expenditures	FY '18	FY '19	FY '20	FY '21	FY '22	Total
0430-4333-68140	#15 - 5-6 Yard Dump Truck	\$ -	\$ -	\$ 189,000	\$ -	\$ -	\$ 189,000
	<b>Total</b>	\$ -	\$ -	\$ 189,000	\$ -	\$ -	\$ 189,000

**How will this improve our service level and efficiency?**  
 This will improve our service level by ensuring that we will continue to be able to plow and salt our streets and municipal parking lots. Removal of this vehicle from the fleet will inhibit our ability to provide adequate street plowing during the winter months. It will also create safety hazards due to snow and ice removal being delayed.

**CITY OF WAUKESHA, WISCONSIN**

**FLEET FUND EXPENDITURE**

Budget Year: 2018 - 2022

Department: DPW - Municipal Garage  
 Dept. Head: Fred Abadi  
 Project Contact: Bob Foxx

Fleet #	67
Description of Vehicle or Machinery:	5-6 Yard Dump Truck #67 w/Plow, Wing and Sander
Addition or Replacement:	Replacement
Initial Cost	\$ 189,000
Anticipated Annual Maintenance Cost/Cost of Operation	\$ 1,000
Maintenance Cost Over 5 years	\$ 5,000
<b>TOTAL INVESTMENT</b>	<b>\$ 194,000</b>
Est. Salvage Value of Former Capital Asset	\$ 3,000
<b>EST. INITIAL INVESTMENT</b>	<b>\$ 186,000</b>

**Justification for Fleet Expenditure**  
 This is a replacement of a 2004 Sterling 5-6 Yard Dump Truck with a Plow, Wing and Sander. The primary purpose of this vehicle is for the plowing and salting operations of municipal streets and parking lots. It is also used for construction work through out the City.

Fund-Org.-Object-Project	Funding Sources	FY '18	FY '19	FY '20	FY '21	FY '22	Total
0430-4305-49110	10-yr GO Debt	\$ -	\$ -	\$ 186,000	\$ -	\$ -	\$ 186,000
0430-4305-48330	Salvage Value	\$ -	\$ -	\$ 3,000	\$ -	\$ -	\$ 3,000
	<b>Total</b>	\$ -	\$ -	\$ 189,000	\$ -	\$ -	\$ 189,000

Fund-Org.-Object-Project	Expenditures	FY '18	FY '19	FY '20	FY '21	FY '22	Total
0430-4333-68140	#44 - 5-6 Yard Dump Truck	\$ -	\$ -	\$ 189,000	\$ -	\$ -	\$ 189,000
	<b>Total</b>	\$ -	\$ -	\$ 189,000	\$ -	\$ -	\$ 189,000

**How will this improve our service level and efficiency?**  
 This will improve our service level by ensuring that we will continue to be able to plow and salt our streets and municipal parking lots. Removal of this vehicle from the fleet will inhibit our ability to provide adequate street plowing during the winter months. It will also create safety hazards due to snow and ice removal being delayed.

**CITY OF WAUKESHA, WISCONSIN**

**FLEET FUND EXPENDITURE**

Budget Year: 2018 - 2022

Department: DPW - Municipal Garage  
 Dept. Head: Fred Abadi  
 Project Contact: Bob Foxx

Fleet #	134
Description of Vehicle or Machinery:	D-3 Cat Dozer
Addition or Replacement:	Replacement
Initial Cost	\$ 100,000
Anticipated Annual Maintenance Cost/Cost of Operation	\$ 1,000
Maintenance Cost Over 5 years	\$ 5,000
<b>TOTAL INVESTMENT</b>	<b>\$ 105,000</b>
Est. Salvage Value of Former Capital Asset	\$ 3,000
<b>EST. INITIAL INVESTMENT</b>	<b>\$ 97,000</b>

**Justification for Fleet Expenditure**  
 This is a replacement of a 1995 Caterpillar D-3 Dozer. The primary purpose of the equipment is for construction work throughout the City, such as road repair, gravel and dirt work.

Fund-Org.-Object-Project	Funding Sources	FY '18	FY '19	FY '20	FY '21	FY '22	Total
0430-4305-49110	10-yr GO Debt	\$ -	\$ -	\$ 97,000	\$ -	\$ -	\$ 97,000
0430-4305-48330	Salvage Value	\$ -	\$ -	\$ 3,000	\$ -	\$ -	\$ 3,000
	<b>Total</b>	<b>\$ -</b>	<b>\$ -</b>	<b>\$ 100,000</b>	<b>\$ -</b>	<b>\$ -</b>	<b>\$ 100,000</b>

Fund-Org.-Object-Project	Expenditures	FY '18	FY '19	FY '20	FY '21	FY '22	Total
0430-4333-68140	#134 - D-3 Cat Dozer	\$ -	\$ -	\$ 100,000	\$ -	\$ -	\$ 100,000
	<b>Total</b>	<b>\$ -</b>	<b>\$ -</b>	<b>\$ 100,000</b>	<b>\$ -</b>	<b>\$ -</b>	<b>\$ 100,000</b>

**How will this improve our service level and efficiency?**  
 This will improve our service level by ensuring that we will continue to be able to do construction work and park work, such as moving dirt and putting in sub-grades. Removal of this equipment from the fleet will inhibit our ability to provide adequate road repairs and park improvements.

**CITY OF WAUKESHA, WISCONSIN**

**FLEET FUND EXPENDITURE**

Budget Year: 2018 - 2022

Department: DPW - Municipal Garage  
 Dept. Head: Fred Abadi  
 Project Contact: Bob Foxx

Fleet #	131
Description of Vehicle or Machinery:	953 Cat Track Loader Dozer
Addition or Replacement:	Replacement
Initial Cost	\$ 270,000
Anticipated Annual Maintenance Cost/Cost of Operation	\$ 1,000
Maintenance Cost Over 5 years	\$ 5,000
<b>TOTAL INVESTMENT</b>	<b>\$ 275,000</b>
Est. Salvage Value of Former Capital Asset	\$ 7,500
<b>EST. INITIAL INVESTMENT</b>	<b>\$ 262,500</b>

**Justification for Fleet Expenditure**

This is a replacement of a 1996 Caterpillar 953 Track Loader Dozer. The primary purpose of the equipment is for construction work throughout the City, such as road repair, gravel and dirt work.

Fund-Org.-Object-Project	Funding Sources	FY '18	FY '19	FY '20	FY '21	FY '22	Total
0430-4305-49110	10-yr GO Debt	\$ -	\$ -	\$ 262,500	\$ -	\$ -	\$ 262,500
0430-4305-48330	Salvage Value	\$ -	\$ -	\$ 7,500	\$ -	\$ -	\$ 7,500
	<b>Total</b>	\$ -	\$ -	\$ 270,000	\$ -	\$ -	\$ 270,000

Fund-Org.-Object-Project	Expenditures	FY '18	FY '19	FY '20	FY '21	FY '22	Total
0430-4333-68140	#131 - Track Loader Dozer	\$ -	\$ -	\$ 270,000	\$ -	\$ -	\$ 270,000
	<b>Total</b>	\$ -	\$ -	\$ 270,000	\$ -	\$ -	\$ 270,000

**How will this improve our service level and efficiency?**

This will improve our service level by ensuring that we will continue to be able to do construction work and park work, such as moving dirt and putting in sub-grades. Removal of this equipment from the fleet will inhibit our ability to provide adequate road repairs and park improvements.

**CITY OF WAUKESHA, WISCONSIN**

**FLEET FUND EXPENDITURE**

Budget Year: 2018 - 2022

Department: DPW - Municipal Garage  
 Dept. Head: Fred Abadi  
 Project Contact: Bob Foxx

Fleet #	3
Description of Vehicle or Machinery:	2008 Ford F-550 2-3 Yard Dump Truck #3
Addition or Replacement:	Replacement
Initial Cost	\$ 70,000
Anticipated Annual Maintenance Cost/Cost of Operation	\$ 1,000
Maintenance Cost Over 5 years	\$ 5,000
<b>TOTAL INVESTMENT</b>	<b>\$ 75,000</b>
Est. Salvage Value of Former Capital Asset	\$ 2,500
<b>EST. INITIAL INVESTMENT</b>	<b>\$ 67,500</b>

**Justification for Fleet Expenditure**

This is a replacement of a 2008 Ford F-550 2-3 Yard Dump truck with Plow and Sander. The primary purpose is to haul trailers with equipment, and use as a dump truck on jobs that a bigger dump truck is not needed. During the winter, this truck is used for salting and plowing alleys.

Fund-Org.-Object-Project	Funding Sources	FY '18	FY '19	FY '20	FY '21	FY '22	Total
0430-4305-49110	10-yr GO Debt	\$ -	\$ -	\$ 67,500	\$ -	\$ -	\$ 67,500
0430-4305-48330	Salvage Value	\$ -	\$ -	\$ 2,500	\$ -	\$ -	\$ 2,500
	<b>Total</b>	<b>\$ -</b>	<b>\$ -</b>	<b>\$ 70,000</b>	<b>\$ -</b>	<b>\$ -</b>	<b>\$ 70,000</b>

Fund-Org.-Object-Project	Expenditures	FY '18	FY '19	FY '20	FY '21	FY '22	Total
0430-4333-68140	#3 - 2-3 Yard Dump Truck	\$ -	\$ -	\$ 70,000	\$ -	\$ -	\$ 70,000
	<b>Total</b>	<b>\$ -</b>	<b>\$ -</b>	<b>\$ 70,000</b>	<b>\$ -</b>	<b>\$ -</b>	<b>\$ 70,000</b>

**How will this improve our service level and efficiency?**

This will improve our service level by ensuring that we will continue to be able to plow and salt our alleys. Removal of this vehicle from the fleet will inhibit our ability to provide adequate alley plowing and salting during the winter months. It will also create safety hazards due to snow and ice removal being delayed.

**CITY OF WAUKESHA, WISCONSIN**

**FLEET FUND EXPENDITURE**

Budget Year: 2018 - 2022

Department: DPW - Municipal Garage  
 Dept. Head: Fred Abadi  
 Project Contact: Bob Foxx

Fleet #	9
Description of Vehicle or Machinery:	2008 Ford F-550 2-3 Yard Dump Truck #9
Addition or Replacement:	Replacement
Initial Cost	\$ 70,000
Anticipated Annual Maintenance Cost/Cost of Operation	\$ 1,000
Maintenance Cost Over 5 years	\$ 5,000
<b>TOTAL INVESTMENT</b>	<b>\$ 75,000</b>
Est. Salvage Value of Former Capital Asset	\$ 2,500
<b>EST. INITIAL INVESTMENT</b>	<b>\$ 67,500</b>

**Justification for Fleet Expenditure**

This is a replacement of a 2008 Ford F-550 2-3 Yard Dump truck with Plow and Sander. The primary purpose is to haul trailers with equipment, and use as a dump truck on jobs that a bigger dump truck is not needed. During the winter, this truck is used for salting and plowing alleys.

Fund-Org.-Object-Project	Funding Sources	FY '18	FY '19	FY '20	FY '21	FY '22	Total
0430-4305-49110	10-yr GO Debt	\$ -	\$ -	\$ 67,500	\$ -	\$ -	\$ 67,500
0430-4305-48330	Salvage Value	\$ -	\$ -	\$ 2,500	\$ -	\$ -	\$ 2,500
	<b>Total</b>	<b>\$ -</b>	<b>\$ -</b>	<b>\$ 70,000</b>	<b>\$ -</b>	<b>\$ -</b>	<b>\$ 70,000</b>

Fund-Org.-Object-Project	Expenditures	FY '18	FY '19	FY '20	FY '21	FY '22	Total
0430-4333-68140	#9 - 2-3 Yard Dump Truck	\$ -	\$ -	\$ 70,000	\$ -	\$ -	\$ 70,000
	<b>Total</b>	<b>\$ -</b>	<b>\$ -</b>	<b>\$ 70,000</b>	<b>\$ -</b>	<b>\$ -</b>	<b>\$ 70,000</b>

**How will this improve our service level and efficiency?**

This will improve our service level by ensuring that we will continue to be able to plow and salt our alleys. Removal of this vehicle from the fleet will inhibit our ability to provide adequate alley plowing and salting during the winter months. It will also create safety hazards due to snow and ice removal being delayed.



**CITY OF WAUKESHA, WISCONSIN**

**FLEET FUND EXPENDITURE**

Budget Year: 2018 - 2022

Department: DPW - Municipal Garage  
 Dept. Head: Fred Abadi  
 Project Contact: Bob Foxx

Fleet #	167
Description of Vehicle or Machinery:	2004 Cimline Tar Kettle
Addition or Replacement:	Replacement
Initial Cost	\$ 63,000
Anticipated Annual Maintenance Cost/Cost of Operation	\$ 1,000
Maintenance Cost Over 5 years	\$ 5,000
<b>TOTAL INVESTMENT</b>	<b>\$ 68,000</b>
Est. Salvage Value of Former Capital Asset	\$ 500
<b>EST. INITIAL INVESTMENT</b>	<b>\$ 62,500</b>

**Justification for Fleet Expenditure**

This is a replacement of a 2004 Cimline Tar Kettle. The primary purpose of this machine is to melt crack filling material, used in sealing cracks in asphalt as well as concrete streets.

Fund-Obj-Project	Funding Sources	FY '18	FY '19	FY '20	FY '21	FY '22	Total
0430-4305-49110	10-yr GO Debt	\$ -	\$ -	\$ 62,500	\$ -	\$ -	\$ 62,500
0430-4305-48330	Salvage Value	\$ -	\$ -	\$ 500	\$ -	\$ -	\$ 500
	<b>Total</b>	<b>\$ -</b>	<b>\$ -</b>	<b>\$ 63,000</b>	<b>\$ -</b>	<b>\$ -</b>	<b>\$ 63,000</b>

Fund-Obj-Project	Expenditures	FY '18	FY '19	FY '20	FY '21	FY '22	Total
0430-4333-68140	#167 - Cimline Tar Kettle	\$ -	\$ -	\$ 63,000	\$ -	\$ -	\$ 63,000
	<b>Total</b>	<b>\$ -</b>	<b>\$ -</b>	<b>\$ 63,000</b>	<b>\$ -</b>	<b>\$ -</b>	<b>\$ 63,000</b>

**How will this improve our service level and efficiency?**

This will improve our service level by ensuring that we will continue to be able to have our crack filling done on asphalt as well as concrete streets. Crack filling the streets helps keep the deterioration of the roads down and adds more life to the roads. Removal of this vehicle from the fleet will inhibit our ability to slow the deterioration of the streets.

**CITY OF WAUKESHA, WISCONSIN**

**FLEET FUND EXPENDITURE**

Budget Year: 2018 - 2022

Department: DPW - Municipal Garage  
 Dept. Head: Fred Abadi  
 Project Contact: Bob Foxx

Fleet #	84
Description of Vehicle or Machinery:	1999 Mitsubishi Fork Lift
Addition or Replacement:	Replacement
Initial Cost	\$ 30,000
Anticipated Annual Maintenance Cost/Cost of Operation	\$ 1,000
Maintenance Cost Over 5 years	\$ 5,000
<b>TOTAL INVESTMENT</b>	<b>\$ 35,000</b>
Est. Salvage Value of Former Capital Asset	\$ 500
<b>EST. INITIAL INVESTMENT</b>	<b>\$ 29,500</b>

**Justification for Fleet Expenditure**

This is a replacement of a 1999 Mitsubishi Fork Lift. The primary purpose of this machine is to load and unload trucks, and move plows and other equipment for the City Garage, or any other Department that needs the use of the Fork Lift.

Fund-Org.-Object-Project	Funding Sources	FY '18	FY '19	FY '20	FY '21	FY '22	Total
0430-4305-49110	10-yr GO Debt	\$ -	\$ -	\$ 29,500	\$ -	\$ -	\$ 29,500
0430-4305-48330	Salvage Value	\$ -	\$ -	\$ 500	\$ -	\$ -	\$ 500
	<b>Total</b>	<b>\$ -</b>	<b>\$ -</b>	<b>\$ 30,000</b>	<b>\$ -</b>	<b>\$ -</b>	<b>\$ 30,000</b>

Fund-Org.-Object-Project	Expenditures	FY '18	FY '19	FY '20	FY '21	FY '22	Total
0430-4333-68140	#84 - Mitsubishi Fork Lift	\$ -	\$ -	\$ 30,000	\$ -	\$ -	\$ 30,000
	<b>Total</b>	<b>\$ -</b>	<b>\$ -</b>	<b>\$ 30,000</b>	<b>\$ -</b>	<b>\$ -</b>	<b>\$ 30,000</b>

**How will this improve our service level and efficiency?**

This will improve our service level by ensuring that we will continue to be able to have trucks loaded and unloaded at the Garage as well as other Departments. This is also used for loading manholes and catch basin structures on and off of trucks. Removal of this equipment will inhibit our ability to load and unload trucks as well as transporting our portable lift.

**CITY OF WAUKESHA, WISCONSIN**

**FLEET FUND EXPENDITURE**

Budget Year: 2018 - 2022

Department: DPW - Municipal Garage  
 Dept. Head: Fred Abadi  
 Project Contact: Bob Foxx

Fleet #	39
Description of Vehicle or Machinery:	2007 Ford F750 with 1991 Bucket Tower
Addition or Replacement:	Replacement
Initial Cost	\$ 225,000
Anticipated Annual Maintenance Cost/Cost of Operation	\$ 1,000
Maintenance Cost Over 5 years	\$ 5,000
<b>TOTAL INVESTMENT</b>	<b>\$ 230,000</b>
Est. Salvage Value of Former Capital Asset	\$ 5,000
<b>EST. INITIAL INVESTMENT</b>	<b>\$ 220,000</b>

**Justification for Fleet Expenditure**

This is a replacement of a 2007 F-750 Chassis with a 1991 High Ranger Bucket Tower. The primary purpose is to repair and work on the street and signal lights in the City.

Fund-Org.-Object-Project	Funding Sources	FY '18	FY '19	FY '20	FY '21	FY '22	Total
0430-4305-49110	10-yr GO Debt	\$ -	\$ -	\$ 220,000	\$ -	\$ -	\$ 220,000
0430-4305-48330	Salvage Value	\$ -	\$ -	\$ 5,000	\$ -	\$ -	\$ 5,000
	<b>Total</b>	\$ -	\$ -	\$ 225,000	\$ -	\$ -	\$ 225,000

Fund-Org.-Object-Project	Expenditures	FY '18	FY '19	FY '20	FY '21	FY '22	Total
0430-4333-68140	#39 - Ford PU w/ Bucket Tower	\$ -	\$ -	\$ 225,000	\$ -	\$ -	\$ 225,000
	<b>Total</b>	\$ -	\$ -	\$ 225,000	\$ -	\$ -	\$ 225,000

**How will this improve our service level and efficiency?**

This will improve our service level by ensuring that we will continue to be able to work on street and signal lights in the City. Removal of this equipment will inhibit our ability to repair and work on street and signal lights, and the work would have to be contracted out.

**CITY OF WAUKESHA, WISCONSIN**

**FLEET FUND EXPENDITURE**

Budget Year: 2018 - 2022

Department: DPW - Municipal Garage  
 Dept. Head: Fred Abadi  
 Project Contact: Bob Foxx

Fleet #	13
Description of Vehicle or Machinery:	Utility Truck
Addition or Replacement:	Replacement
Initial Cost	\$ 76,500
Anticipated Annual Maintenance Cost/Cost of Operation	\$ 1,000
Maintenance Cost Over 5 years	\$ 5,000
<b>TOTAL INVESTMENT</b>	<b>\$ 81,500</b>
Est. Salvage Value of Former Capital Asset	\$ 500
<b>EST. INITIAL INVESTMENT</b>	<b>\$ 76,000</b>

**Justification for Fleet Expenditure**  
 This is a replacement of a 2008 F-450 Utility Truck. The primary purpose of this vehicle is for use by the Crew Leader on the Signs Crew. The truck is equipped with all of the tools needed to perform work throughout the City on Street lighting and Signals.

Fund-Org.-Object-Project	Funding Sources	FY '18	FY '19	FY '20	FY '21	FY '22	Total
0430-4305-49110	10-yr GO Debt	\$ -	\$ -	\$ -	\$ 76,000	\$ -	\$ 76,000
0430-4305-48330	Salvage Value	\$ -	\$ -	\$ -	\$ 500	\$ -	\$ 500
	<b>Total</b>	<b>\$ -</b>	<b>\$ -</b>	<b>\$ -</b>	<b>\$ 76,500</b>	<b>\$ -</b>	<b>\$ 76,500</b>

Fund-Org.-Object-Project	Expenditures	FY '18	FY '19	FY '20	FY '21	FY '22	Total
0430-4333-68110	#13 - Utility Truck	\$ -	\$ -	\$ -	\$ 76,500	\$ -	\$ 76,500
	<b>Total</b>	<b>\$ -</b>	<b>\$ -</b>	<b>\$ -</b>	<b>\$ 76,500</b>	<b>\$ -</b>	<b>\$ 76,500</b>

**How will this improve our service level and efficiency?**  
 This will improve our service level by ensuring that we will continue to be able to service our street lights and signals. Removal of this vehicle from the fleet will inhibit our ability to provide adequate street lighting and signal repairs. This vehicle is used daily, as well as for after hours call in.

**CITY OF WAUKESHA, WISCONSIN**

**FLEET FUND EXPENDITURE**

Budget Year: 2018 - 2022

Department: DPW - Municipal Garage  
 Dept. Head: Fred Abadi  
 Project Contact: Bob Foxx

Fleet #	17
Description of Vehicle or Machinery:	4-Wheel Drive Pickup Truck
Addition or Replacement:	Replacement
Initial Cost	\$ 27,000
Anticipated Annual Maintenance Cost/Cost of Operation	\$ 1,000
Maintenance Cost Over 5 years	\$ 5,000
<b>TOTAL INVESTMENT</b>	<b>\$ 32,000</b>
Est. Salvage Value of Former Capital Asset	\$ 500
<b>EST. INITIAL INVESTMENT</b>	<b>\$ 26,500</b>

**Justification for Fleet Expenditure**

This is a replacement of a 2007 Ford Pickup Truck. The primary purpose of this vehicle is for use by the Streets Supervisor to go to job sites throughout the City. The Streets Supervisor is in charge of the Asphalt and Concrete Crew as well as the Signs Crew.

Fund-Org.-Object-Project	Funding Sources	FY '18	FY '19	FY '20	FY '21	FY '22	Total
0430-4305-49110	10-yr GO Debt	\$ -	\$ -	\$ -	\$ 26,500	\$ -	\$ 26,500
0430-4305-48330	Salvage Value	\$ -	\$ -	\$ -	\$ 500	\$ -	\$ 500
	<b>Total</b>	<b>\$ -</b>	<b>\$ -</b>	<b>\$ -</b>	<b>\$ 27,000</b>	<b>\$ -</b>	<b>\$ 27,000</b>

Fund-Org.-Object-Project	Expenditures	FY '18	FY '19	FY '20	FY '21	FY '22	Total
0430-4333-68110	#17 - 4-Wheel Drive PU	\$ -	\$ -	\$ -	\$ 27,000	\$ -	\$ 27,000
	<b>Total</b>	<b>\$ -</b>	<b>\$ -</b>	<b>\$ -</b>	<b>\$ 27,000</b>	<b>\$ -</b>	<b>\$ 27,000</b>

**How will this improve our service level and efficiency?**

This will improve our service level by ensuring that we will be able to go to job sites, as well as plan ahead for future work. Removal of this vehicle from the fleet will inhibit our ability to provide adequate coverage checking the crews, planning out future jobs and checking on Snow and Ice control as well as Plowing operations.

**CITY OF WAUKESHA, WISCONSIN**

**FLEET FUND EXPENDITURE**

Budget Year: 2018 - 2022

Department: DPW - Municipal Garage  
 Dept. Head: Fred Abadi  
 Project Contact: Bob Foxx

Fleet #	25
Description of Vehicle or Machinery:	2-3 Yard Dump Truck #25
Addition or Replacement:	Replacement
Initial Cost	\$ 60,000
Anticipated Annual Maintenance Cost/Cost of Operation	\$ 1,000
Maintenance Cost Over 5 years	\$ 5,000
<b>TOTAL INVESTMENT</b>	<b>\$ 65,000</b>
Est. Salvage Value of Former Capital Asset	\$ 2,000
<b>EST. INITIAL INVESTMENT</b>	<b>\$ 58,000</b>

**Justification for Fleet Expenditure**

This is a replacement of a 2008 Ford F-450 2-3 Yard Dump Truck. The primary purpose of this vehicle is for hauling trailers and equipment as well as a substitute for larger trucks when they are too big for the job, such as terrace work and asphalt work. It is also used for construction work throughout the City.

Fund-Org.-Object-Project	Funding Sources	FY '18	FY '19	FY '20	FY '21	FY '22	Total
0430-4305-49110	10-yr GO Debt	\$ -	\$ -	\$ -	\$ 58,000	\$ -	\$ 58,000
0430-4305-48330	Salvage Value	\$ -	\$ -	\$ -	\$ 2,000	\$ -	\$ 2,000
	<b>Total</b>	\$ -	\$ -	\$ -	\$ 60,000	\$ -	\$ 60,000

Fund-Org.-Object-Project	Expenditures	FY '18	FY '19	FY '20	FY '21	FY '22	Total
0430-4333-68140	#25 - 2-3 Yard Dump Truck	\$ -	\$ -	\$ -	\$ 60,000	\$ -	\$ 60,000
	<b>Total</b>	\$ -	\$ -	\$ -	\$ 60,000	\$ -	\$ 60,000

**How will this improve our service level and efficiency?**

This will improve our service level by ensuring that we will continue to be able to patch our streets and municipal parking lots as well as do terrace work. Removal of this vehicle from the fleet will inhibit our ability to provide adequate street repair, terrace work and hauling equipment.

**CITY OF WAUKESHA, WISCONSIN**  
**FLEET FUND EXPENDITURE**  
 Budget Year: 2018 - 2022

Department: DPW - Municipal Garage  
 Dept. Head: Fred Abadi  
 Project Contact: Bob Foxx

	<b>Fleet #</b> 37
<b>Description of Vehicle or Machinery:</b>	2-3 Yard Dump Truck #37
<b>Addition or Replacement:</b>	Replacement
<b>Initial Cost</b>	\$ 60,000
<b>Anticipated Annual Maintenance Cost/Cost of Operation</b>	\$ 1,000
<b>Maintenance Cost Over 5 years</b>	\$ 5,000
<b>TOTAL INVESTMENT</b>	\$ 65,000
<b>Est. Salvage Value of Former Capital Asset</b>	\$ 2,000
<b>EST. INITIAL INVESTMENT</b>	\$ 58,000

**Justification for Fleet Expenditure**

This is a replacement of a 2008 Ford F-450 2-3 Yard Dump Truck. The primary purpose of this vehicle is for hauling trailers and equipment as well as a substitute for larger trucks when they are too big for the job, such as terrace work and asphalt work. It is also used for construction work throughout the City.

Fund-Org.-Object-Project	Funding Sources	FY '18	FY '19	FY '20	FY '21	FY '22	Total
0430-4305-49110	10-yr GO Debt	\$ -	\$ -	\$ -	\$ 58,000	\$ -	\$ 58,000
0430-4305-48330	Salvage Value	\$ -	\$ -	\$ -	\$ 2,000	\$ -	\$ 2,000
<b>Total</b>		\$ -	\$ -	\$ -	\$ 60,000	\$ -	\$ 60,000

Fund-Org.-Object-Project	Expenditures	FY '18	FY '19	FY '20	FY '21	FY '22	Total
0430-4333-68140	#37 - 2-3 Yard Dump Truck	\$ -	\$ -	\$ -	\$ 60,000	\$ -	\$ 60,000
<b>Total</b>		\$ -	\$ -	\$ -	\$ 60,000	\$ -	\$ 60,000

**How will this improve our service level and efficiency?**

This will improve our service level by ensuring that we will continue to be able to patch our streets and municipal parking lots as well as do terrace work. Removal of this vehicle from the fleet will inhibit our ability to provide adequate street repair, terrace work and hauling equipment.

**CITY OF WAUKESHA, WISCONSIN**  
**FLEET FUND EXPENDITURE**  
 Budget Year: 2018 - 2022

Department: DPW - Municipal Garage  
 Dept. Head: Fred Abadi  
 Project Contact: Bob Foxx

Fleet #	80
Description of Vehicle or Machinery:	2-3 Yard Dump Truck #80
Addition or Replacement:	Replacement
Initial Cost	\$ 60,000
Anticipated Annual Maintenance Cost/Cost of Operation	\$ 1,000
Maintenance Cost Over 5 years	\$ 5,000
<b>TOTAL INVESTMENT</b>	<b>\$ 65,000</b>
Est. Salvage Value of Former Capital Asset	\$ 2,000
<b>EST. INITIAL INVESTMENT</b>	<b>\$ 58,000</b>

**Justification for Fleet Expenditure**  
 This is a replacement of a 2008 Ford F-450 2-3 Yard Dump Truck. The primary purpose of this vehicle is for hauling trailers and equipment as well as a substitute for larger trucks when they are too big for the job, such as terrace work and asphalt work. It is also used for construction work throughout the City.

Fund-Org.-Object-Project	Funding Sources	FY '18	FY '19	FY '20	FY '21	FY '22	Total
0430-4305-49110	10-yr GO Debt	\$ -	\$ -	\$ -	\$ 58,000	\$ -	\$ 58,000
0430-4305-48330	Salvage Value	\$ -	\$ -	\$ -	\$ 2,000	\$ -	\$ 2,000
	<b>Total</b>	<b>\$ -</b>	<b>\$ -</b>	<b>\$ -</b>	<b>\$ 60,000</b>	<b>\$ -</b>	<b>\$ 60,000</b>

Fund-Org.-Object-Project	Expenditures	FY '18	FY '19	FY '20	FY '21	FY '22	Total
0430-4333-68140	#80 - 2-3 Yard Dump Truck	\$ -	\$ -	\$ -	\$ 60,000	\$ -	\$ 60,000
	<b>Total</b>	<b>\$ -</b>	<b>\$ -</b>	<b>\$ -</b>	<b>\$ 60,000</b>	<b>\$ -</b>	<b>\$ 60,000</b>

**How will this improve our service level and efficiency?**  
 This will improve our service level by ensuring that we will continue to be able to patch our streets and municipal parking lots as well as do terrace work. Removal of this vehicle from the fleet will inhibit our ability to provide adequate street repair, terrace work and hauling equipment.



**CITY OF WAUKESHA, WISCONSIN**  
**FLEET FUND EXPENDITURE**  
 Budget Year: 2018 - 2022

Department: DPW - Municipal Garage  
 Dept. Head: Fred Abadi  
 Project Contact: Bob Foxx

	<b>Fleet #</b> 61
<b>Description of Vehicle or Machinery:</b>	2-3 Yard Dump Truck #61
<b>Addition or Replacement:</b>	Replacement
<b>Initial Cost</b>	\$ 60,000
<b>Anticipated Annual Maintenance Cost/Cost of Operation</b>	\$ 1,000
<b>Maintenance Cost Over 5 years</b>	\$ 5,000
<b>TOTAL INVESTMENT</b>	\$ 65,000
<b>Est. Salvage Value of Former Capital Asset</b>	\$ 2,000
<b>EST. INITIAL INVESTMENT</b>	\$ 58,000

**Justification for Fleet Expenditure**

This is a replacement of a 2008 Ford F-450 2-3 Yard Dump Truck. The primary purpose of this vehicle is for hauling trailers and equipment as well as a substitute for larger trucks when they are too big for the job, such as terrace work and asphalt work. It is also used for construction work throughout the City.

Fund-Org.-Object-Project	Funding Sources	FY '18	FY '19	FY '20	FY '21	FY '22	Total
0430-4305-49110	10-yr GO Debt	\$ -	\$ -	\$ -	\$ 58,000	\$ -	\$ 58,000
0430-4305-48330	Salvage Value	\$ -	\$ -	\$ -	\$ 2,000	\$ -	\$ 2,000
<b>Total</b>		\$ -	\$ -	\$ -	\$ 60,000	\$ -	\$ 60,000

Fund-Org.-Object-Project	Expenditures	FY '18	FY '19	FY '20	FY '21	FY '22	Total
0430-4333-68140	#61 - 2-3 Yard Dump Truck	\$ -	\$ -	\$ -	\$ 60,000	\$ -	\$ 60,000
<b>Total</b>		\$ -	\$ -	\$ -	\$ 60,000	\$ -	\$ 60,000

**How will this improve our service level and efficiency?**

This will improve our service level by ensuring that we will continue to be able to patch our streets and municipal parking lots as well as do terrace work. Removal of this vehicle from the fleet will inhibit our ability to provide adequate street repair, terrace work and hauling equipment.

**CITY OF WAUKESHA, WISCONSIN**  
**FLEET FUND EXPENDITURE**  
 Budget Year: 2018 - 2022

Department: DPW - Municipal Garage  
 Dept. Head: Fred Abadi  
 Project Contact: Bob Foxx

Fleet #	177
Description of Vehicle or Machinery:	Front End Loader
Addition or Replacement:	Replacement
Initial Cost	\$ 250,000
Anticipated Annual Maintenance Cost/Cost of Operation	\$ 1,000
Maintenance Cost Over 5 years	\$ 5,000
<b>TOTAL INVESTMENT</b>	<b>\$ 255,000</b>
Est. Salvage Value of Former Capital Asset	\$ 6,500
<b>EST. INITIAL INVESTMENT</b>	<b>\$ 243,500</b>

**Justification for Fleet Expenditure**

This is a replacement of a 2006 John Deere Loader w/plow and 4-in-1 bucket. The primary purpose of this vehicle is for the plowing of municipal parking lots and streets. This Loader is used in various projects throughout the City, and has been on our replacement list since 2014. We pulled it out in 2014 and 2015 to make room for other equipment, and it was removed in 2016 as well by the Council.

Fund-Org.-Object-Project	Funding Sources	FY '18	FY '19	FY '20	FY '21	FY '22	Total
0430-4305-49110	10-yr GO Debt	\$ -	\$ -	\$ -	\$ 243,500	\$ -	\$ 243,500
0430-4305-48330	Salvage Value	\$ -	\$ -	\$ -	\$ 6,500	\$ -	\$ 6,500
	<b>Total</b>	\$ -	\$ -	\$ -	\$ 250,000	\$ -	\$ 250,000

Fund-Org.-Object-Project	Expenditures	FY '18	FY '19	FY '20	FY '21	FY '22	Total
0430-4333-68140	#177 - Front End Loader	\$ -	\$ -	\$ -	\$ 250,000	\$ -	\$ 250,000
	<b>Total</b>	\$ -	\$ -	\$ -	\$ 250,000	\$ -	\$ 250,000

**How will this improve our service level and efficiency?**

This will improve our service level by ensuring that we will continue to be able to plow our streets and municipal parking lots. These loaders are also used in our leaf collection efforts as well as construction work. Removal of this vehicle from the fleet will inhibit our ability to provide adequate plowing on streets and in our municipal lots during the winter months. It will also create safety hazards due to snow and ice removal being delayed.

**CITY OF WAUKESHA, WISCONSIN**

**FLEET FUND EXPENDITURE**

Budget Year: 2018 - 2022

Department: DPW - Municipal Garage  
 Dept. Head: Fred Abadi  
 Project Contact: Bob Foxx

Fleet #	47A
Description of Vehicle or Machinery:	Street Sweeper
Addition or Replacement:	Replacement
Initial Cost	\$ 250,000
Anticipated Annual Maintenance Cost/Cost of Operation	\$ 1,000
Maintenance Cost Over 5 years	\$ 5,000
<b>TOTAL INVESTMENT</b>	<b>\$ 255,000</b>
Est. Salvage Value of Former Capital Asset	\$ 7,500
<b>EST. INITIAL INVESTMENT</b>	<b>\$ 242,500</b>

**Justification for Fleet Expenditure**

This is a replacement of a 2009 Vac-All Street Sweeper. The main purpose of this sweeper is to sweep the streets clean. It is also used during the leaf program to clean up after the Leaf Crews have been through.

Fund-Org.-Object-Project	Funding Sources	FY '18	FY '19	FY '20	FY '21	FY '22	Total
0430-4305-49110	10-yr GO Debt	\$ -	\$ -	\$ -	\$ 242,500	\$ -	\$ 242,500
0430-4305-48330	Salvage Value	\$ -	\$ -	\$ -	\$ 7,500	\$ -	\$ 7,500
	<b>Total</b>	<b>\$ -</b>	<b>\$ -</b>	<b>\$ -</b>	<b>\$ 250,000</b>	<b>\$ -</b>	<b>\$ 250,000</b>

Fund-Org.-Object-Project	Expenditures	FY '18	FY '19	FY '20	FY '21	FY '22	Total
0430-4333-68140	#47A - Street Sweeper	\$ -	\$ -	\$ -	\$ 250,000	\$ -	\$ 250,000
	<b>Total</b>	<b>\$ -</b>	<b>\$ -</b>	<b>\$ -</b>	<b>\$ 250,000</b>	<b>\$ -</b>	<b>\$ 250,000</b>

**How will this improve our service level and efficiency?**

This will maintain our service level by ensuring that we will continue to be able sweep the streets from the time the weather is good until winter. The sweeper also helps with the Storm Water Management Plan.

**CITY OF WAUKESHA, WISCONSIN**

**FLEET FUND EXPENDITURE**

Budget Year: 2018 - 2022

Department: DPW - Municipal Garage  
 Dept. Head: Fred Abadi  
 Project Contact: Bob Foxx

Fleet #	78
Description of Vehicle or Machinery:	Garage Sweeper
Addition or Replacement:	Replacement
Initial Cost	\$ 50,000
Anticipated Annual Maintenance Cost/Cost of Operation	\$ 1,000
Maintenance Cost Over 5 years	\$ 5,000
<b>TOTAL INVESTMENT</b>	<b>\$ 55,000</b>
Est. Salvage Value of Former Capital Asset	\$ 1,000
<b>EST. INITIAL INVESTMENT</b>	<b>\$ 49,000</b>

**Justification for Fleet Expenditure**

This is a replacement of a 2004 Tennant Sweeper Scrubber. The main purpose of this sweeper and scrubber is to sweep the City Garage. This sweeper can only be used on finished surfaces.

Fund-Org.-Object-Project	Funding Sources	FY '18	FY '19	FY '20	FY '21	FY '22	Total
0430-4305-49110	10-yr GO Debt	\$ -	\$ -	\$ -	\$ 49,000	\$ -	\$ 49,000
0430-4305-48330	Salvage Value	\$ -	\$ -	\$ -	\$ 1,000	\$ -	\$ 1,000
	<b>Total</b>	<b>\$ -</b>	<b>\$ -</b>	<b>\$ -</b>	<b>\$ 50,000</b>	<b>\$ -</b>	<b>\$ 50,000</b>

Fund-Org.-Object-Project	Expenditures	FY '18	FY '19	FY '20	FY '21	FY '22	Total
0430-4333-68140	#78 - Garage Sweeper	\$ -	\$ -	\$ -	\$ 50,000	\$ -	\$ 50,000
	<b>Total</b>	<b>\$ -</b>	<b>\$ -</b>	<b>\$ -</b>	<b>\$ 50,000</b>	<b>\$ -</b>	<b>\$ 50,000</b>

**How will this improve our service level and efficiency?**

This will maintain our service level by ensuring that we will continue to be able sweep and scrub the Garage and keep it clean.

**CITY OF WAUKESHA, WISCONSIN**

**FLEET FUND EXPENDITURE**

Budget Year: 2018 - 2022

Department: DPW - Municipal Garage  
 Dept. Head: Fred Abadi  
 Project Contact: Bob Foxx

Fleet #	166
Description of Vehicle or Machinery:	2006 Komatsu Fork Lift
Addition or Replacement:	Replacement
Initial Cost	\$ 27,000
Anticipated Annual Maintenance Cost/Cost of Operation	\$ 1,000
Maintenance Cost Over 5 years	\$ 5,000
<b>TOTAL INVESTMENT</b>	<b>\$ 32,000</b>
Est. Salvage Value of Former Capital Asset	\$ 1,000
<b>EST. INITIAL INVESTMENT</b>	<b>\$ 26,000</b>

**Justification for Fleet Expenditure**  
 This is a replacement of a 2006 Komatsu Fork Lift. The primary purpose is to load and unload trucks, move plows and other equipment for the City Garage, or any other Department that needs the use of the Fork Lift.

Fund-Org.-Object-Project	Funding Sources	FY '18	FY '19	FY '20	FY '21	FY '22	Total
0430-4305-49110	10-yr GO Debt	\$ -	\$ -	\$ -	\$ 26,000	\$ -	\$ 26,000
0430-4305-48330	Salvage Value	\$ -	\$ -	\$ -	\$ 1,000	\$ -	\$ 1,000
	<b>Total</b>	<b>\$ -</b>	<b>\$ -</b>	<b>\$ -</b>	<b>\$ 27,000</b>	<b>\$ -</b>	<b>\$ 27,000</b>

Fund-Org.-Object-Project	Expenditures	FY '18	FY '19	FY '20	FY '21	FY '22	Total
0430-4333-68140	#166 - Komatsu Fork Lift	\$ -	\$ -	\$ -	\$ 27,000	\$ -	\$ 27,000
	<b>Total</b>	<b>\$ -</b>	<b>\$ -</b>	<b>\$ -</b>	<b>\$ 27,000</b>	<b>\$ -</b>	<b>\$ 27,000</b>

**How will this improve our service level and efficiency?**  
 This will improve our service level by ensuring that we will continue to be able to have trucks loaded and unloaded at the Garage as well as other Departments. This is also used for loading manholes and catch basin structures on and off of trucks. Removal of this equipment will inhibit our ability to load and unload trucks as well as transporting our portable lift.

**CITY OF WAUKESHA, WISCONSIN**

**FLEET FUND EXPENDITURE**

Budget Year: 2018 - 2022

Department: DPW - Municipal Garage  
 Dept. Head: Fred Abadi  
 Project Contact: Bob Foxx

Fleet #	132
Description of Vehicle or Machinery:	1995 Fiat-Allis Grader
Addition or Replacement:	Replacement
Initial Cost	\$ 100,000
Anticipated Annual Maintenance Cost/Cost of Operation	\$ 1,000
Maintenance Cost Over 5 years	\$ 5,000
<b>TOTAL INVESTMENT</b>	<b>\$ 105,000</b>
Est. Salvage Value of Former Capital Asset	\$ 1,500
<b>EST. INITIAL INVESTMENT</b>	<b>\$ 98,500</b>

**Justification for Fleet Expenditure**  
 This is a replacement of a 1995 Fiat-Allis Grader. The primary purpose of this grader is to grade streets, unimproved surfaces, and construction sites and to strip topsoil. This grader also is available to go in smaller places that our big grader can not go.

Fund-Org.-Object-Project	Funding Sources	FY '18	FY '19	FY '20	FY '21	FY '22	Total
0430-4305-49110	10-yr GO Debt	\$ -	\$ -	\$ -	\$ 98,500	\$ -	\$ 98,500
0430-4305-48330	Salvage Value	\$ -	\$ -	\$ -	\$ 1,500	\$ -	\$ 1,500
	<b>Total</b>	\$ -	\$ -	\$ -	\$ 100,000	\$ -	\$ 100,000

Fund-Org.-Object-Project	Expenditures	FY '18	FY '19	FY '20	FY '21	FY '22	Total
0430-4333-68140	#132 - Fiat-Allis Grader	\$ -	\$ -	\$ -	\$ 100,000	\$ -	\$ 100,000
	<b>Total</b>	\$ -	\$ -	\$ -	\$ 100,000	\$ -	\$ 100,000

**How will this improve our service level and efficiency?**  
 This will improve our service level by ensuring that we will continue to be able to have grading done on our streets and unimproved areas, as well as other Departments projects such as stripping topsoil for parks.

**CITY OF WAUKESHA, WISCONSIN**

**FLEET FUND EXPENDITURE**

Budget Year: 2018 - 2022

Department: DPW - Municipal Garage  
 Dept. Head: Fred Abadi  
 Project Contact: Bob Foxx

Fleet #	180
Description of Vehicle or Machinery:	2006 Caterpillar Mini-Excavator
Addition or Replacement:	Replacement
Initial Cost	\$ 70,000
Anticipated Annual Maintenance Cost/Cost of Operation	\$ 1,000
Maintenance Cost Over 5 years	\$ 5,000
<b>TOTAL INVESTMENT</b>	<b>\$ 75,000</b>
Est. Salvage Value of Former Capital Asset	\$ 5,000
<b>EST. INITIAL INVESTMENT</b>	<b>\$ 65,000</b>

**Justification for Fleet Expenditure**

This is a replacement of a 2006 Min-Excavator. The primary purpose of this mini-excavator is for trenching in areas that are not accessible by a larger backhoe. It also has tracks so it can go places that a wheel machine can not. This machine is also available to go in smaller places that our backhoes can not go.

Fund-Org.-Object-Project	Funding Sources	FY '18	FY '19	FY '20	FY '21	FY '22	Total
0430-4305-49110	10-yr GO Debt	\$ -	\$ -	\$ -	\$ 65,000	\$ -	\$ 65,000
0430-4305-48330	Salvage Value	\$ -	\$ -	\$ -	\$ 5,000	\$ -	\$ 5,000
	<b>Total</b>	<b>\$ -</b>	<b>\$ -</b>	<b>\$ -</b>	<b>\$ 70,000</b>	<b>\$ -</b>	<b>\$ 70,000</b>

Fund-Org.-Object-Project	Expenditures	FY '18	FY '19	FY '20	FY '21	FY '22	Total
0430-4333-68140	#180 - Caterpillar Mini-Excavator	\$ -	\$ -	\$ -	\$ 70,000	\$ -	\$ 70,000
	<b>Total</b>	<b>\$ -</b>	<b>\$ -</b>	<b>\$ -</b>	<b>\$ 70,000</b>	<b>\$ -</b>	<b>\$ 70,000</b>

**How will this improve our service level and efficiency?**

This will improve our service level by ensuring that we will continue to be able to have trenching and digging done on our streets and unimproved areas as needed.

**CITY OF WAUKESHA, WISCONSIN**

**FLEET FUND EXPENDITURE**

Budget Year: 2018 - 2022

Department: DPW - Municipal Garage  
 Dept. Head: Fred Abadi  
 Project Contact: Bob Foxx

Fleet #	4
Description of Vehicle or Machinery:	5-6 Yard Dump Truck #4 w/Plow, Wing and Sander
Addition or Replacement:	Replacement
Initial Cost	\$ 200,840
Anticipated Annual Maintenance Cost/Cost of Operation	\$ 1,000
Maintenance Cost Over 5 years	\$ 5,000
<b>TOTAL INVESTMENT</b>	<b>\$ 205,840</b>
Est. Salvage Value of Former Capital Asset	\$ 3,000
<b>EST. INITIAL INVESTMENT</b>	<b>\$ 197,840</b>

**Justification for Fleet Expenditure**  
 This is a replacement of a 2006 Sterling 5-6 Yard Dump Truck with a Plow, Wing and Sander. The primary purpose of this vehicle is for the plowing and salting operations of municipal streets and parking lots. It is also used for construction work through out the City.

Fund-Org.-Object-Project	Funding Sources	FY '18	FY '19	FY '20	FY '21	FY '22	Total
0430-4305-49110	10-yr GO Debt	\$ -	\$ -	\$ -	\$ -	\$ 197,840	\$ 197,840
0430-4305-48330	Salvage Value	\$ -	\$ -	\$ -	\$ -	\$ 3,000	\$ 3,000
	<b>Total</b>	<b>\$ -</b>	<b>\$ -</b>	<b>\$ -</b>	<b>\$ -</b>	<b>\$ 200,840</b>	<b>\$ 200,840</b>

Fund-Org.-Object-Project	Expenditures	FY '18	FY '19	FY '20	FY '21	FY '22	Total
0430-4333-68140	#4 - 5-6 Yard Dump Truck	\$ -	\$ -	\$ -	\$ -	\$ 200,840	\$ 200,840
	<b>Total</b>	<b>\$ -</b>	<b>\$ -</b>	<b>\$ -</b>	<b>\$ -</b>	<b>\$ 200,840</b>	<b>\$ 200,840</b>

**How will this improve our service level and efficiency?**  
 This will improve our service level by ensuring that we will continue to be able to plow and salt our streets and municipal parking lots. Removal of this vehicle from the fleet will inhibit our ability to provide adequate street plowing during the winter months. It will also create safety hazards due to snow and ice removal being delayed.



**CITY OF WAUKESHA, WISCONSIN**

**FLEET FUND EXPENDITURE**

Budget Year: 2018 - 2022

Department: DPW - Municipal Garage  
 Dept. Head: Fred Abadi  
 Project Contact: Bob Foxx

Fleet #	16
Description of Vehicle or Machinery:	5-6 Yard Dump Truck #16 w/Plow, Wing and Sander
Addition or Replacement:	Replacement
Initial Cost	\$ 200,840
Anticipated Annual Maintenance Cost/Cost of Operation	\$ 1,000
Maintenance Cost Over 5 years	\$ 5,000
<b>TOTAL INVESTMENT</b>	<b>\$ 205,840</b>
Est. Salvage Value of Former Capital Asset	\$ 3,000
<b>EST. INITIAL INVESTMENT</b>	<b>\$ 197,840</b>

**Justification for Fleet Expenditure**

This is a replacement of a 2006 Sterling 5-6 Yard Dump Truck with a Plow, Wing and Sander. The primary purpose of this vehicle is for the plowing and salting operations of municipal streets and parking lots. It is also used for construction work through out the City.

Fund-Org.-Object-Project	Funding Sources	FY '18	FY '19	FY '20	FY '21	FY '22	Total
0430-4305-49110	10-yr GO Debt	\$ -	\$ -	\$ -	\$ -	\$ 197,840	\$ 197,840
0430-4305-48330	Salvage Value	\$ -	\$ -	\$ -	\$ -	\$ 3,000	\$ 3,000
	<b>Total</b>	<b>\$ -</b>	<b>\$ -</b>	<b>\$ -</b>	<b>\$ -</b>	<b>\$ 200,840</b>	<b>\$ 200,840</b>

Fund-Org.-Object-Project	Expenditures	FY '18	FY '19	FY '20	FY '21	FY '22	Total
0430-4333-68140	#16 - 5-6 Yard Dump Truck	\$ -	\$ -	\$ -	\$ -	\$ 200,840	\$ 200,840
	<b>Total</b>	<b>\$ -</b>	<b>\$ -</b>	<b>\$ -</b>	<b>\$ -</b>	<b>\$ 200,840</b>	<b>\$ 200,840</b>

**How will this improve our service level and efficiency?**

This will improve our service level by ensuring that we will continue to be able to plow and salt our streets and municipal parking lots. Removal of this vehicle from the fleet will inhibit our ability to provide adequate street plowing during the winter months. It will also create safety hazards due to snow and ice removal being delayed.

**CITY OF WAUKESHA, WISCONSIN**

**FLEET FUND EXPENDITURE**

Budget Year: 2018 - 2022

Department: DPW - Municipal Garage  
 Dept. Head: Fred Abadi  
 Project Contact: Bob Foxx

Fleet #	21
Description of Vehicle or Machinery:	5-6 Yard Dump Truck #21 w/Plow, Wing and Sander
Addition or Replacement:	Replacement
Initial Cost	\$ 200,840
Anticipated Annual Maintenance Cost/Cost of Operation	\$ 1,000
Maintenance Cost Over 5 years	\$ 5,000
<b>TOTAL INVESTMENT</b>	<b>\$ 205,840</b>
Est. Salvage Value of Former Capital Asset	\$ 3,000
<b>EST. INITIAL INVESTMENT</b>	<b>\$ 197,840</b>

**Justification for Fleet Expenditure**  
 This is a replacement of a 2006 Sterling 5-6 Yard Dump Truck with a Plow, Wing and Sander. The primary purpose of this vehicle is for the plowing and salting operations of municipal streets and parking lots. It is also used for construction work through out the City.

Fund-Org.-Object-Project	Funding Sources	FY '18	FY '19	FY '20	FY '21	FY '22	Total
0430-4305-49110	10-yr GO Debt	\$ -	\$ -	\$ -	\$ -	\$ 197,840	\$ 197,840
0430-4305-48330	Salvage Value	\$ -	\$ -	\$ -	\$ -	\$ 3,000	\$ 3,000
	<b>Total</b>	<b>\$ -</b>	<b>\$ -</b>	<b>\$ -</b>	<b>\$ -</b>	<b>\$ 200,840</b>	<b>\$ 200,840</b>

Fund-Org.-Object-Project	Expenditures	FY '18	FY '19	FY '20	FY '21	FY '22	Total
0430-4333-68140	#21 - 5-6 Yard Dump Truck	\$ -	\$ -	\$ -	\$ -	\$ 200,840	\$ 200,840
	<b>Total</b>	<b>\$ -</b>	<b>\$ -</b>	<b>\$ -</b>	<b>\$ -</b>	<b>\$ 200,840</b>	<b>\$ 200,840</b>

**How will this improve our service level and efficiency?**  
 This will improve our service level by ensuring that we will continue to be able to plow and salt our streets and municipal parking lots. Removal of this vehicle from the fleet will inhibit our ability to provide adequate street plowing during the winter months. It will also create safety hazards due to snow and ice removal being delayed.

**CITY OF WAUKESHA, WISCONSIN**

**FLEET FUND EXPENDITURE**

Budget Year: 2018 - 2022

Department: DPW - Municipal Garage  
 Dept. Head: Fred Abadi  
 Project Contact: Bob Foxx

Fleet #	23
Description of Vehicle or Machinery:	5-6 Yard Dump Truck #23 w/Plow, Wing and Sander
Addition or Replacement:	Replacement
Initial Cost	\$ 200,840
Anticipated Annual Maintenance Cost/Cost of Operation	\$ 1,000
Maintenance Cost Over 5 years	\$ 5,000
<b>TOTAL INVESTMENT</b>	<b>\$ 205,840</b>
Est. Salvage Value of Former Capital Asset	\$ 3,000
<b>EST. INITIAL INVESTMENT</b>	<b>\$ 197,840</b>

**Justification for Fleet Expenditure**

This is a replacement of a 2006 Sterling 5-6 Yard Dump Truck with a Plow, Wing and Sander. The primary purpose of this vehicle is for the plowing and salting operations of municipal streets and parking lots. It is also used for construction work through out the City.

Fund-Org.-Object-Project	Funding Sources	FY '18	FY '19	FY '20	FY '21	FY '22	Total
0430-4305-49110	10-yr GO Debt	\$ -	\$ -	\$ -	\$ -	\$ 197,840	\$ 197,840
0430-4305-48330	Salvage Value	\$ -	\$ -	\$ -	\$ -	\$ 3,000	\$ 3,000
	<b>Total</b>	<b>\$ -</b>	<b>\$ -</b>	<b>\$ -</b>	<b>\$ -</b>	<b>\$ 200,840</b>	<b>\$ 200,840</b>

Fund-Org.-Object-Project	Expenditures	FY '18	FY '19	FY '20	FY '21	FY '22	Total
0430-4333-68140	#23- 5-6 Yard Dump Truck	\$ -	\$ -	\$ -	\$ -	\$ 200,840	\$ 200,840
	<b>Total</b>	<b>\$ -</b>	<b>\$ -</b>	<b>\$ -</b>	<b>\$ -</b>	<b>\$ 200,840</b>	<b>\$ 200,840</b>

**How will this improve our service level and efficiency?**

This will improve our service level by ensuring that we will continue to be able to plow and salt our streets and municipal parking lots. Removal of this vehicle from the fleet will inhibit our ability to provide adequate street plowing during the winter months. It will also create safety hazards due to snow and ice removal being delayed.

**CITY OF WAUKESHA, WISCONSIN**

**FLEET FUND EXPENDITURE**

Budget Year: 2018 - 2022

Department: DPW - Municipal Garage  
 Dept. Head: Fred Abadi  
 Project Contact: Bob Foxx

Fleet #	7
Description of Vehicle or Machinery:	2-3 Yard Dump Truck #7
Addition or Replacement:	Replacement
Initial Cost	\$ 66,150
Anticipated Annual Maintenance Cost/Cost of Operation	\$ 1,000
Maintenance Cost Over 5 years	\$ 5,000
<b>TOTAL INVESTMENT</b>	<b>\$ 71,150</b>
Est. Salvage Value of Former Capital Asset	\$ 2,000
<b>EST. INITIAL INVESTMENT</b>	<b>\$ 64,150</b>

**Justification for Fleet Expenditure**

This is a replacement of a 2009 Ford F-450 2-3 Yard Dump Truck. The primary purpose of this vehicle is for hauling trailers and equipment as well as a substitute for larger trucks when they are too big for the job, such as terrace work and asphalt work. It is also used for construction work throughout the City.

Fund-Org.-Object-Project	Funding Sources	FY '18	FY '19	FY '20	FY '21	FY '22	Total
0430-4305-49110	10-yr GO Debt	\$ -	\$ -	\$ -	\$ -	\$ 64,150	\$ 64,150
0430-4305-48330	Salvage Value	\$ -	\$ -	\$ -	\$ -	\$ 2,000	\$ 2,000
<b>Total</b>		<b>\$ -</b>	<b>\$ -</b>	<b>\$ -</b>	<b>\$ -</b>	<b>\$ 66,150</b>	<b>\$ 66,150</b>

Fund-Org.-Object-Project	Expenditures	FY '18	FY '19	FY '20	FY '21	FY '22	Total
0430-4333-68140	#7 - 2-3 Yard Dump Truck	\$ -	\$ -	\$ -	\$ -	\$ 66,150	\$ 66,150
<b>Total</b>		<b>\$ -</b>	<b>\$ -</b>	<b>\$ -</b>	<b>\$ -</b>	<b>\$ 66,150</b>	<b>\$ 66,150</b>

**How will this improve our service level and efficiency?**

This will improve our service level by ensuring that we will continue to be able to patch our streets and municipal parking lots as well as do terrace work. Removal of this vehicle from the fleet will inhibit our ability to provide adequate street repair, terrace work and hauling equipment.

**CITY OF WAUKESHA, WISCONSIN**

**FLEET FUND EXPENDITURE**

Budget Year: 2018 - 2022

Department: DPW - Municipal Garage  
 Dept. Head: Fred Abadi  
 Project Contact: Bob Foxx

Fleet #	8
Description of Vehicle or Machinery:	2-3 Yard Dump Truck #8
Addition or Replacement:	Replacement
Initial Cost	\$ 66,150
Anticipated Annual Maintenance Cost/Cost of Operation	\$ 1,000
Maintenance Cost Over 5 years	\$ 5,000
<b>TOTAL INVESTMENT</b>	<b>\$ 71,150</b>
Est. Salvage Value of Former Capital Asset	\$ 2,000
<b>EST. INITIAL INVESTMENT</b>	<b>\$ 64,150</b>

**Justification for Fleet Expenditure**

This is a replacement of a 2009 Ford F-450 2-3 Yard Dump Truck. The primary purpose of this vehicle is for hauling trailers and equipment as well as a substitute for larger trucks when they are too big for the job, such as terrace work and asphalt work. It is also used for construction work throughout the City.

Fund-Org.-Object-Project	Funding Sources	FY '18	FY '19	FY '20	FY '21	FY '22	Total
0430-4305-49110	10-yr GO Debt	\$ -	\$ -	\$ -	\$ -	\$ 64,150	\$ 64,150
0430-4305-48330	Salvage Value	\$ -	\$ -	\$ -	\$ -	\$ 2,000	\$ 2,000
<b>Total</b>		<b>\$ -</b>	<b>\$ -</b>	<b>\$ -</b>	<b>\$ -</b>	<b>\$ 66,150</b>	<b>\$ 66,150</b>

Fund-Org.-Object-Project	Expenditures	FY '18	FY '19	FY '20	FY '21	FY '22	Total
0430-4333-68140	#8 - 2-3 Yard Dump Truck	\$ -	\$ -	\$ -	\$ -	\$ 66,150	\$ 66,150
<b>Total</b>		<b>\$ -</b>	<b>\$ -</b>	<b>\$ -</b>	<b>\$ -</b>	<b>\$ 66,150</b>	<b>\$ 66,150</b>

**How will this improve our service level and efficiency?**

This will improve our service level by ensuring that we will continue to be able to patch our streets and municipal parking lots as well as do terrace work. Removal of this vehicle from the fleet will inhibit our ability to provide adequate street repair, terrace work and hauling equipment.

**CITY OF WAUKESHA, WISCONSIN**

**FLEET FUND EXPENDITURE**

Budget Year: 2018 - 2022

Department: DPW - Municipal Garage  
 Dept. Head: Fred Abadi  
 Project Contact: Bob Foxx

Fleet #	33
Description of Vehicle or Machinery:	2-3 Yard Dump Truck #33
Addition or Replacement:	Replacement
Initial Cost	\$ 66,150
Anticipated Annual Maintenance Cost/Cost of Operation	\$ 1,000
Maintenance Cost Over 5 years	\$ 5,000
<b>TOTAL INVESTMENT</b>	<b>\$ 71,150</b>
Est. Salvage Value of Former Capital Asset	\$ 2,000
<b>EST. INITIAL INVESTMENT</b>	<b>\$ 64,150</b>

**Justification for Fleet Expenditure**

This is a replacement of a 2009 Ford F-450 2-3 Yard Dump Truck. The primary purpose of this vehicle is for hauling trailers and equipment as well as a substitute for larger trucks when they are too big for the job, such as terrace work and asphalt work. It is also used for construction work throughout the City.

Fund-Org.-Object-Project	Funding Sources	FY '18	FY '19	FY '20	FY '21	FY '22	Total
0430-4305-49110	10-yr GO Debt	\$ -	\$ -	\$ -	\$ -	\$ 64,150	\$ 64,150
0430-4305-48330	Salvage Value	\$ -	\$ -	\$ -	\$ -	\$ 2,000	\$ 2,000
	<b>Total</b>	<b>\$ -</b>	<b>\$ -</b>	<b>\$ -</b>	<b>\$ -</b>	<b>\$ 66,150</b>	<b>\$ 66,150</b>

Fund-Org.-Object-Project	Expenditures	FY '18	FY '19	FY '20	FY '21	FY '22	Total
0430-4333-68140	#33 - 2-3 Yard Dump Truck	\$ -	\$ -	\$ -	\$ -	\$ 66,150	\$ 66,150
	<b>Total</b>	<b>\$ -</b>	<b>\$ -</b>	<b>\$ -</b>	<b>\$ -</b>	<b>\$ 66,150</b>	<b>\$ 66,150</b>

**How will this improve our service level and efficiency?**

This will improve our service level by ensuring that we will continue to be able to patch our streets and municipal parking lots as well as do terrace work. Removal of this vehicle from the fleet will inhibit our ability to provide adequate street repair, terrace work and hauling equipment.

**CITY OF WAUKESHA, WISCONSIN**  
**FLEET FUND EXPENDITURE**  
 Budget Year: 2018 - 2022

Department: DPW - Municipal Garage  
 Dept. Head: Fred Abadi  
 Project Contact: Bob Foxx

Fleet #	35
Description of Vehicle or Machinery:	2-3 Yard Dump Truck #35
Addition or Replacement:	Replacement
Initial Cost	\$ 66,150
Anticipated Annual Maintenance Cost/Cost of Operation	\$ 1,000
Maintenance Cost Over 5 years	\$ 5,000
<b>TOTAL INVESTMENT</b>	<b>\$ 71,150</b>
Est. Salvage Value of Former Capital Asset	\$ 2,000
<b>EST. INITIAL INVESTMENT</b>	<b>\$ 64,150</b>

**Justification for Fleet Expenditure**

This is a replacement of a 2009 Ford F-450 2-3 Yard Dump Truck. The primary purpose of this vehicle is for hauling trailers and equipment as well as a substitute for larger trucks when they are too big for the job, such as terrace work and asphalt work. It is also used for construction work throughout the City. This truck also serves as the asphalt tool truck for the asphalt crew.

Fund-Org.-Object-Project	Funding Sources	FY '18	FY '19	FY '20	FY '21	FY '22	Total
0430-4305-49110	10-yr GO Debt	\$ -	\$ -	\$ -	\$ -	\$ 64,150	\$ 64,150
0430-4305-48330	Salvage Value	\$ -	\$ -	\$ -	\$ -	\$ 2,000	\$ 2,000
<b>Total</b>		\$ -	\$ -	\$ -	\$ -	\$ 66,150	\$ 66,150

Fund-Org.-Object-Project	Expenditures	FY '18	FY '19	FY '20	FY '21	FY '22	Total
0430-4333-68140	#35 - 2-3 Yard Dump Truck	\$ -	\$ -	\$ -	\$ -	\$ 66,150	\$ 66,150
<b>Total</b>		\$ -	\$ -	\$ -	\$ -	\$ 66,150	\$ 66,150

**How will this improve our service level and efficiency?**

This will improve our service level by ensuring that we will continue to be able to patch our streets and municipal parking lots as well as do terrace work. Removal of this vehicle from the fleet will inhibit our ability to provide adequate street repair, terrace work and hauling equipment as well as not having the tools on the asphalt crew.

**CITY OF WAUKESHA, WISCONSIN**

**FLEET FUND EXPENDITURE**

Budget Year: 2018 - 2022

Department: DPW - Municipal Garage  
 Dept. Head: Fred Abadi  
 Project Contact: Bob Foxx

Fleet #	149
Description of Vehicle or Machinery:	Skid Steer #149
Addition or Replacement:	Replacement
Initial Cost	\$ 70,000
Anticipated Annual Maintenance Cost/Cost of Operation	\$ 1,000
Maintenance Cost Over 5 years	\$ 5,000
<b>TOTAL INVESTMENT</b>	<b>\$ 75,000</b>
Est. Salvage Value of Former Capital Asset	\$ 5,000
<b>EST. INITIAL INVESTMENT</b>	<b>\$ 65,000</b>

**Justification for Fleet Expenditure**  
 This is a replacement of a 2008 Case 410 Skid Loader, the Public Works Department uses the Skid Loaders for tasks including snow removal, augering holes for mail boxes, as well a grinding smaller road sections and on construction sites.

Fund-Org.-Object-Project	Funding Sources	FY '18	FY '19	FY '20	FY '21	FY '22	Total
0430-4305-49110	10-yr GO Debt	\$ -	\$ -	\$ -		\$ 65,000	\$ 65,000
0430-4305-48330	Salvage Value	\$ -	\$ -	\$ -		\$ 5,000	\$ 5,000
	<b>Total</b>	<b>\$ -</b>	<b>\$ -</b>	<b>\$ -</b>	<b>\$ -</b>	<b>\$ 70,000</b>	<b>\$ 70,000</b>

Fund-Org.-Object-Project	Expenditures	FY '18	FY '19	FY '20	FY '21	FY '22	Total
0430-4333-68140	#149-Skid Steer Loader	\$ -	\$ -	\$ -		\$ 70,000	\$ 70,000
	<b>Total</b>	<b>\$ -</b>	<b>\$ -</b>	<b>\$ -</b>	<b>\$ -</b>	<b>\$ 70,000</b>	<b>\$ 70,000</b>

**How will this improve our service level and efficiency?**  
 This will improve our service level by ensuring that we will continue to be able to use this equipment for the purpose of auger holes for mail boxes, clean up on job sites as well as snow removal as needed and to be able to mount a grinder to it to grind smaller section of road.



**CITY OF WAUKESHA, WISCONSIN**

**FLEET FUND EXPENDITURE**

Budget Year: 2018 - 2022

Department: DPW - Municipal Garage  
 Dept. Head: Fred Abadi  
 Project Contact: Bob Foxx

Fleet #	83
Description of Vehicle or Machinery:	Self Propelled Paver
Addition or Replacement:	Replacement
Initial Cost	\$ 140,000
Anticipated Annual Maintenance Cost/Cost of Operation	\$ 1,000
Maintenance Cost Over 5 years	\$ 5,000
<b>TOTAL INVESTMENT</b>	<b>\$ 145,000</b>
Est. Salvage Value of Former Capital Asset	\$ 3,000
<b>EST. INITIAL INVESTMENT</b>	<b>\$ 137,000</b>

**Justification for Fleet Expenditure**  
 This is a replacement of a 2010 Bomag self propelled paver, the Public Works Department uses the Asphalt paver for many projects, such as overlays, minor road resurfacing and tranverse crack repairs.

Fund-Org.-Object-Project	Funding Sources	FY '18	FY '19	FY '20	FY '21	FY '22	Total
0430-4305-49110	10-yr GO Debt	\$ -	\$ -	\$ -		\$ 137,000	\$ 137,000
0430-4305-48330	Salvage Value	\$ -	\$ -	\$ -		\$ 3,000	\$ 3,000
<b>Total</b>		<b>\$ -</b>	<b>\$ -</b>	<b>\$ -</b>	<b>\$ -</b>	<b>\$ 140,000</b>	<b>\$ 140,000</b>

Fund-Org.-Object-Project	Expenditures	FY '18	FY '19	FY '20	FY '21	FY '22	Total
0430-4333-68140	#83-Asphalt Paver	\$ -	\$ -	\$ -		\$ 140,000	\$ 140,000
<b>Total</b>		<b>\$ -</b>	<b>\$ -</b>	<b>\$ -</b>	<b>\$ -</b>	<b>\$ 140,000</b>	<b>\$ 140,000</b>

**How will this improve our service level and efficiency?**  
 This will improve our service level by ensuring that we will continue to be able to use this equipment for the purpose of overlays, minor road construction, as well as transverse crack repairs.

**CITY OF WAUKESHA, WISCONSIN**

**FLEET FUND EXPENDITURE**

Budget Year: 2018 - 2022

Department: DPW - Municipal Garage  
 Dept. Head: Fred Abadi  
 Project Contact: Bob Foxx

Fleet #	120A
Description of Vehicle or Machinery:	Street Sweeper
Addition or Replacement:	Replacement
Initial Cost	\$ 280,000
Anticipated Annual Maintenance Cost/Cost of Operation	\$ 1,000
Maintenance Cost Over 5 years	\$ 5,000
<b>TOTAL INVESTMENT</b>	<b>\$ 285,000</b>
Est. Salvage Value of Former Capital Asset	\$ 12,000
<b>EST. INITIAL INVESTMENT</b>	<b>\$ 268,000</b>

**Justification for Fleet Expenditure**

This is a replacement of a 2009 Vac-All Street Sweeper. The main purpose of this sweeper is to sweep the streets clean. It is also used during the leaf program to clean up after the Leaf Crews have been through.

Fund-Org.-Object-Project	Funding Sources	FY '18	FY '19	FY '20	FY '21	FY '22	Total
0430-4305-49110	10-yr GO Debt	\$ -	\$ -	\$ -		\$ 268,000	\$ 268,000
0430-4305-48330	Salvage Value	\$ -	\$ -	\$ -		\$ 12,000	\$ 12,000
	<b>Total</b>	<b>\$ -</b>	<b>\$ -</b>	<b>\$ -</b>	<b>\$ -</b>	<b>\$ 280,000</b>	<b>\$ 280,000</b>

Fund-Org.-Object-Project	Expenditures	FY '18	FY '19	FY '20	FY '21	FY '22	Total
0430-4333-68140	#120A - Street Sweeper	\$ -	\$ -	\$ -		\$ 280,000	\$ 280,000
	<b>Total</b>	<b>\$ -</b>	<b>\$ -</b>	<b>\$ -</b>	<b>\$ -</b>	<b>\$ 280,000</b>	<b>\$ 280,000</b>

**How will this improve our service level and efficiency?**

This will maintain our service level by ensuring that we will continue to be able sweep the streets from the time the weather is good until winter. The sweeper also helps with the Storm Water Management Plan.

**CITY OF WAUKESHA, WISCONSIN**  
**FLEET FUND EXPENDITURE**  
 Budget Year: 2018 - 2022

Department: DPW - Engineering  
 Dept. Head: Fred Abadi  
 Project Contact: Alex Damien

Fleet #	52
Description of Vehicle or Machinery:	Inspection Vehicle
Addition or Replacement:	Replacement
Initial Cost	\$ 26,000
Anticipated Annual Maintenance Cost/Cost of Operation	\$ 1,000
Maintenance Cost Over 5 years	\$ 5,000
<b>TOTAL INVESTMENT</b>	<b>\$ 31,000</b>
Est. Salvage Value of Former Capital Asset	\$ 1,000
<b>EST. INITIAL INVESTMENT</b>	<b>\$ 25,000</b>

**Justification for Fleet Expenditure**

This is a replacement of a 2005 Chevy Silverado Pick Up Truck (known as vehicle No 52) The primary purpose of this vehicle is for Construction Inspection. The current vehicle's mileage is 115,000 miles and has had lifetime total maintenance cost of \$10,968.48. The vehicle is 12 years old and must be reliable. The Engineering Tech Supervisor for the City projects must be able to inspect all the construction projects in the City. They have to be able to be reliable when they are scheduled to meet a contractor for an inspection. The vehicle must be 4WD or AWD, as it needs to access construction projects. The inspector transports barricades, concrete cylinders, and tools in the bed of the pick up. The Replacement Assessment Form shows a point total of 35.5 which falls within the "Needs immediate consideration" point range.

Fund-Org.-Object-Project	Funding Sources	FY '18	FY '19	FY '20	FY '21	FY '22	Total
0430-4305-49110	10-yr GO Debt	\$ 25,000	\$ -	\$ -	\$ -	\$ -	\$ 25,000
0430-4305-48330	Salvage Value	\$ 1,000	\$ -	\$ -	\$ -	\$ -	\$ 1,000
	<b>Total</b>	<b>\$ 26,000</b>	<b>\$ -</b>	<b>\$ -</b>	<b>\$ -</b>	<b>\$ -</b>	<b>\$ 26,000</b>

Fund-Org.-Object-Project	Expenditures	FY '18	FY '19	FY '20	FY '21	FY '22	Total
0430-4332-68110	#52- Eng. Inspection Veh.	\$ 26,000	\$ -	\$ -	\$ -	\$ -	\$ 26,000
	<b>Total</b>	<b>\$ 26,000</b>	<b>\$ -</b>	<b>\$ -</b>	<b>\$ -</b>	<b>\$ -</b>	<b>\$ 26,000</b>

**How will this improve our service level and efficiency?**

The replacement of this vehicle will ensure that the Supervisory Technician, will be able to efficiently work, and provide a high level of surface to our crews and private contractors without delay.

**CITY OF WAUKESHA, WISCONSIN**  
**FLEET FUND EXPENDITURE**  
 Budget Year: 2018 - 2022

Department: DPW - Engineering  
 Dept. Head: Fred Abadi  
 Project Contact: Alex Damien

Fleet #	53
Description of Vehicle or Machinery:	Inspection Vehicle
Addition or Replacement:	Replacement
Initial Cost	\$ 23,500
Anticipated Annual Maintenance Cost/Cost of Operation	\$ 1,000
Maintenance Cost Over 5 years	\$ 5,000
<b>TOTAL INVESTMENT</b>	<b>\$ 28,500</b>
Est. Salvage Value of Former Capital Asset	\$ 500
<b>EST. INITIAL INVESTMENT</b>	<b>\$ 23,000</b>

**Justification for Fleet Expenditure**

This is a replacement of a 2000 Subaru Legacy (known as vehicle No 53) The primary purpose of this vehicle is for Construction Inspection by Engineers and Engineer Technicians. The current vehicle's mileage is 81,000 miles and has had lifetime total maintenance cost of \$8757.72. The vehicle is 17 years old and must be reliable. The Engineering staff must be able to inspect and visit all the construction sites in the City. On multiple occasions the staff transports equipment to a job site, the use of a small SUV would more suitable for this type of work. The Replacement Assessment Form gives the vehicle a 37.3 rating which falls within the "Needs immediate consideration" range.

Fund-Org.-Object-Project	Funding Sources	FY '18	FY '19	FY '20	FY '21	FY '22	Total
0430-4305-41110	Tax Levy	\$ 23,000	\$ -	\$ -	\$ -	\$ -	\$ 23,000
0430-4305-48330	Salvage Value	\$ 500	\$ -	\$ -	\$ -	\$ -	\$ 500
	<b>Total</b>	<b>\$ 23,500</b>	<b>\$ -</b>	<b>\$ -</b>	<b>\$ -</b>	<b>\$ -</b>	<b>\$ 23,500</b>

Fund-Org.-Object-Project	Expenditures	FY '18	FY '19	FY '20	FY '21	FY '22	Total
0430-4332-68110	#50- Eng. Inspection Veh.	\$ 23,500	\$ -	\$ -	\$ -	\$ -	\$ 23,500
	<b>Total</b>	<b>\$ 23,500</b>	<b>\$ -</b>	<b>\$ -</b>	<b>\$ -</b>	<b>\$ -</b>	<b>\$ 23,500</b>

**How will this improve our service level and efficiency?**

The replacement of this vehicle will ensure that the Engineering Staff will be able to efficiently work, and provide a high level of surface to our crews and private contractors without delay.

**CITY OF WAUKESHA, WISCONSIN**  
**FLEET FUND EXPENDITURE**  
 Budget Year: 2018 - 2022

Department: Fire Department  
 Dept. Head: Steve Howard  
 Project Contact: Joe Hoffman

Fleet #	22
Description of Vehicle or Machinery:	Replacement of 1978 rescue truck body for 2002 F-450 (truck 77 fleet 022)
Addition or Replacement:	Replacement
Initial Cost	\$ 25,000
Anticipated Annual Maintenance Cost/Cost of Operation	\$ 1,000
Maintenance Cost Over 5 years	\$ 5,000
<b>TOTAL INVESTMENT</b>	<b>\$ 30,000</b>
Est. Salvage Value of Former Capital Asset	\$ -
<b>EST. INITIAL INVESTMENT</b>	<b>\$ 25,000</b>

**Justification for Fleet Expenditure**

The Department is requesting \$25,000 to replace the body currently on our 2002 Ford F-450 chassis with an enclosed service body, that is like service truck used by many trades. The body being replaced was originally installed on a 1978 Ford F-350 and was reinstalled on the current chassis in 2002. Preventive maintenance has identified that structural components of the aluminum body are failing and there are numerous cracked welds. The vehicle is no longer being used to tow the Department's hazmat trailer, due to structural concerns associated with the body. The vehicle will be constructed to meet current NFPA standards for fire service emergency vehicles.

The vehicle has been evaluated by the City Garage and it has been noted that the chassis of the vehicle is in excellent condition and can provide service to the community for 10 more years. Repairing the existing body would not be cost effective and would not ensure that the vehicle would be capable of towing and hauling its intended loads.

Fund-Org.-Object-Project	Funding Sources	FY '18	FY '19	FY '20	FY '21	FY '22	Total
0430-4305-49110	10 year GO Debt	\$ 25,000	\$ -	\$ -	\$ -	\$ -	\$ 25,000
	<b>Total</b>	<b>\$ 25,000</b>	<b>\$ -</b>	<b>\$ -</b>	<b>\$ -</b>	<b>\$ -</b>	<b>\$ 25,000</b>

Fund-Org.-Object-Project	Expenditures	FY '18	FY '19	FY '20	FY '21	FY '22	Total
0430-4320-68110	Installed service body	\$ 25,000	\$ -	\$ -	\$ -	\$ -	\$ 25,000
	<b>Total</b>	<b>\$ 25,000</b>	<b>\$ -</b>	<b>\$ -</b>	<b>\$ -</b>	<b>\$ -</b>	<b>\$ 25,000</b>

**How will this improve our service level and efficiency?**

By replacing only, the truck body, the city can avoid the cost of purchasing a new F-450 chassis. The new truck body will also have more compartment space and be configured to better meet the needs of the Department. Most of the equipment on the current vehicle will be reused, including the gas generator used for lighting and powering portable equipment. It will also provide the Department with the tools needed to respond to hazardous material and technical rescue emergencies throughout the community and county.

**CITY OF WAUKESHA, WISCONSIN**  
**FLEET FUND EXPENDITURE**  
 Budget Year: 2018 - 2022

Department: Fire Department  
 Dept. Head: Steve Howard  
 Project Contact: Joe Hoffman

Fleet #:	171
Description of Vehicle or Machinery:	Braun/Ford F-550 Super Chief with Power Lift
Addition or Replacement:	Replacement
Initial Cost	\$ 234,100
Anticipated Annual Maintenance Cost/Cost of Operation	\$ 4,000
Maintenance Cost Over 5 years	\$ 20,000
<b>TOTAL INVESTMENT</b>	<b>\$ 254,100</b>
Est. Salvage Value of Former Capital Asset	\$ 4,000
<b>EST. INITIAL INVESTMENT</b>	<b>\$ 230,100</b>

**Justification for Fleet Expenditure**

The Department is asking to replace our 2008 Ford/MedTec Ambulance, Fleet #082. Since 2014, the Department has spent \$18,171 for repairs on this vehicle. The vehicle has an ongoing oil leak that would require the engine to be totally removed from the chassis of the vehicle. Fleet #082 has 63,644 miles and 5,931 hours of use. Due to the vehicle's heavy use and city driving, the mileage is not a true reflection of the vehicle's daily use. If a conservative figure of 30 miles per hour is used, based on the vehicle's hours, the vehicle would have a mileage of 177,930.

The replacement vehicle is based as a Braun/Ford F550 Super Chief, a power lift device that meets new rollover requirements and will assist Fire Department personnel in safely loading bariatric patients. The Department is requesting to purchase one ambulance with the power lift equipment designed to safely lift patients up to 700 pounds into an ambulance from our existing cots. These devices have proven to be effective in preventing injuries. We have specified a heavier chassis to allow for additional payload capabilities. This change has increased the total budget by \$18,000. The purchase of the ambulance was preauthorized by the City of Waukesha Common Council on August 20, 2015 (ID# 15-3120).

Fund-Org.-Object-Project	Funding Sources	FY '18	FY '19	FY '20	FY '21	FY '22	Total
0430-4305-41110	Tax Levy	\$ 230,100	\$ -	\$ -	\$ -	\$ -	\$ 230,100
0430-4305-48330	Sale of City Property	\$ 4,000	\$ -	\$ -	\$ -	\$ -	\$ 4,000
	<b>Total</b>	<b>\$ 234,100</b>	<b>\$ -</b>	<b>\$ -</b>	<b>\$ -</b>	<b>\$ -</b>	<b>\$ 234,100</b>

Fund-Org.-Object-Project	Expenditures	FY '18	FY '19	FY '20	FY '21	FY '22	Total
0430-4320-68140	Ambulance	\$ 206,100	\$ -	\$ -	\$ -	\$ -	\$ 206,100
0430-4320-68140	Radio/MDC Install	\$ 5,000	\$ -	\$ -	\$ -	\$ -	\$ 5,000
0430-4320-68140	EMS Equipment	\$ 5,000	\$ -	\$ -	\$ -	\$ -	\$ 5,000
0430-4320-68140	Power load cot system	\$ 18,000	\$ -	\$ -	\$ -	\$ -	\$ 18,000
	<b>Total</b>	<b>\$ 234,100</b>	<b>\$ -</b>	<b>\$ -</b>	<b>\$ -</b>	<b>\$ -</b>	<b>\$ 234,100</b>

**How will this improve our service level and efficiency?**

By replacing this vehicle, the Fire Department will have access to equipment designed to assist us in transporting bariatric patients. This equipment will help us prevent injuries, and reduce workers comp claims. The replacement of this vehicle within the Department's vehicle replacement plan will provide us with reliable equipment to respond to medical and fire emergencies within our community.

In the past, when we have attempted to extend a vehicle's service life beyond 8 years, we have experienced high vehicle maintenance costs and vehicle failures when transporting patients.

**CITY OF WAUKESHA, WISCONSIN**  
**FLEET FUND EXPENDITURE**  
 Budget Year: 2018 - 2022

Department: Fire Department  
 Dept. Head: Steve Howard  
 Project Contact: Joe Hoffman

Fleet #	182
Description of Vehicle or Machinery:	Car Replacement
Addition or Replacement:	Replacement
Initial Cost	\$ 48,340
Anticipated Annual Maintenance Cost/Cost of Operation	\$ 200
Maintenance Cost Over 5 years	\$ 1,000
<b>TOTAL INVESTMENT</b>	<b>\$ 49,340</b>
Est. Salvage Value of Former Capital Asset	\$ 1,000
<b>EST. INITIAL INVESTMENT</b>	<b>\$ 47,340</b>

**Justification for Fleet Expenditure**

The Department is requesting funds to replace the 2005 Chevrolet Impala, Fleet #052. Mechanically, the vehicle has become unreliable and needs a rebuilt engine and major electrical work. Currently, the Department is adding over one quart of oil per month to the vehicle and the engine stalls frequently. The vehicle's ignition system is temperamental and the vehicle is difficult to start. The vehicle has been evaluated by City Garage staff and the major repairs needed far exceed the current value of the vehicle. The new vehicle will be outfitted to meet current NFPA standards for fire service emergency vehicles.

Fund-Org.-Object-Project	Funding Sources	FY '18	FY '19	FY '20	FY '21	FY '22	Total
0430-4305-49110	10 year GO Debt	\$ 47,340	\$ -	\$ -	\$ -	\$ -	\$ 47,340
0430-4305-48330	Sale of City Property	\$ 1,000	\$ -	\$ -	\$ -	\$ -	\$ 1,000
	<b>Total</b>	<b>\$ 48,340</b>	<b>\$ -</b>	<b>\$ -</b>	<b>\$ -</b>	<b>\$ -</b>	<b>\$ 48,340</b>

Fund-Org.-Object-Project	Expenditures	FY '18	FY '19	FY '20	FY '21	FY '22	Total
0430-4320-68110	Vehicle	\$ 33,500	\$ -	\$ -	\$ -	\$ -	\$ 33,500
0430-4320-68110	Warning Lights	\$ 8,480	\$ -	\$ -	\$ -	\$ -	\$ 8,480
0430-4320-68110	Installation	\$ 6,360	\$ -	\$ -	\$ -	\$ -	\$ 6,360
	<b>Total</b>	<b>\$ 48,340</b>	<b>\$ -</b>	<b>\$ -</b>	<b>\$ -</b>	<b>\$ -</b>	<b>\$ 48,340</b>

**How will this improve our service level and efficiency?**

This vehicle must be replaced in order to provide the Fire Department with the resources needed to conduct state-mandated inspections. Not having access to adequate resources to conduct inspections also jeopardizes state funding, awarded for conducting fire prevention inspections. The Department is also concerned with the safety of this vehicle, and based on conversations with DPW mechanics, it must be replaced or it will be necessary to invest money in costly repairs far exceeding the value of the vehicle.

**CITY OF WAUKESHA, WISCONSIN**  
**FLEET FUND EXPENDITURE**  
 Budget Year: 2018 - 2022

Department: Fire Department  
 Dept. Head: Steve Howard  
 Project Contact: Joe Hoffman

Fleet #	201
Description of Vehicle or Machinery:	Fire Engine Replacement Fleet #011
Addition or Replacement:	Replacement
Initial Cost	\$ 720,800
Anticipated Annual Maintenance Cost/Cost of Operation	\$ 2,500
Maintenance Cost Over 5 years	\$ 12,500
<b>TOTAL INVESTMENT</b>	<b>\$ 733,300</b>
Est. Salvage Value of Former Capital Asset	\$ 4,000
<b>EST. INITIAL INVESTMENT</b>	<b>\$ 716,800</b>

**Justification for Fleet Expenditure**

As part of preparing the Department's 10-year vehicle replacement plan, the 2001 E-One fire engine/pumper, Fleet #011, has been identified for replacement in 2019. The Department has conducted preliminary work in developing specifications for this vehicle. This vehicle will be specified and equipped with additional to allow us to better respond to aircraft emergencies at Crites Field, and transportation emergencies involving flammable liquids.

In 2019, our existing engine will be 18 years old, close to the recommended service life per the National Fire Protection Association (NFPA). This item is being submitted as a placeholder, and may be adjusted based on vehicle condition, repairs and other factors impacting the vehicle's serviceability as an emergency fire suppression vehicle.

Fund-Org.-Object-Project	Funding Sources	FY '18	FY '19	FY '20	FY '21	FY '22	Total
0430-4305-49110	10 year GO Debt	\$ -	\$ 716,800	\$ -	\$ -	\$ -	\$ 716,800
0430-4305-48330	Sale of City Property	\$ -	\$ 4,000	\$ -	\$ -	\$ -	\$ 4,000
	<b>Total</b>	<b>\$ -</b>	<b>\$ 720,800</b>	<b>\$ -</b>	<b>\$ -</b>	<b>\$ -</b>	<b>\$ 720,800</b>

Fund-Org.-Object-Project	Expenditures	FY '18	FY '19	FY '20	FY '21	FY '22	Total
0430-4320-68140	Fire Engine	\$ -	\$ 703,800	\$ -	\$ -	\$ -	\$ 703,800
0430-4320-68140	Radio/Computer Install	\$ -	\$ 7,000	\$ -	\$ -	\$ -	\$ 7,000
0430-4320-68140	Replacement Equipment	\$ -	\$ 10,000	\$ -	\$ -	\$ -	\$ 10,000
	<b>Total</b>	<b>\$ -</b>	<b>\$ 720,800</b>	<b>\$ -</b>	<b>\$ -</b>	<b>\$ -</b>	<b>\$ 720,800</b>

**How will this improve our service level and efficiency?**

The purchase of this vehicle is being planned as part of our ongoing vehicle replacement plan to ensure that the Department has adequate resources to safely and effectively respond to EMS and fire emergencies within our community.



**CITY OF WAUKESHA, WISCONSIN**  
**FLEET FUND EXPENDITURE**  
 Budget Year: 2018 - 2022

Department: Fire Department  
 Dept. Head: Steve Howard  
 Project Contact: Joe Hoffman

Fleet #	53
Description of Vehicle or Machinery:	Fire Engine Replacement Fleet #053
Addition or Replacement:	Replacement
Initial Cost	\$ 741,200
Anticipated Annual Maintenance Cost/Cost of Operation	\$ 25,000
Maintenance Cost Over 5 years	\$ 125,000
<b>TOTAL INVESTMENT</b>	<b>\$ 866,200</b>
Est. Salvage Value of Former Capital Asset	\$ 6,000
<b>EST. INITIAL INVESTMENT</b>	<b>\$ 735,200</b>

**Justification for Fleet Expenditure**

As part of preparing the Department's 10-year vehicle replacement plan, the 2005 Pierce fire engine/pumper, Fleet #053, has been identified for replacement in 2020 based on projected milage and hours of use. The Department has conducted preliminary work in developing specifications for this vehicle.

In 2020, our existing engine will be 15 years old. This item is being submitted as a placeholder, and may be adjusted based on vehicle condition, repairs and other factors impacting the vehicle's serviceability as an emergency fire suppression vehicle.

Fund-Org.-Object-Project	Funding Sources	FY '18	FY '19	FY '20	FY '21	FY '22	Total
0430-4305-49110	10 year GO Debt	\$ -	\$ -	\$ 735,200	\$ -	\$ -	\$ 735,200
0430-4305-48330	Sale of City Property	\$ -	\$ -	\$ 6,000	\$ -	\$ -	\$ 6,000
	<b>Total</b>	<b>\$ -</b>	<b>\$ -</b>	<b>\$ 741,200</b>	<b>\$ -</b>	<b>\$ -</b>	<b>\$ 741,200</b>

Fund-Org.-Object-Project	Expenditures	FY '18	FY '19	FY '20	FY '21	FY '22	Total
0430-4320-68140	Fire Engine	\$ -	\$ -	\$ 722,200	\$ -	\$ -	\$ 722,200
0430-4320-68140	Radio/Computer Install	\$ -	\$ -	\$ 8,000	\$ -	\$ -	\$ 8,000
0430-4320-68140	Replacement Equipment	\$ -	\$ -	\$ 11,000	\$ -	\$ -	\$ 11,000
	<b>Total</b>	<b>\$ -</b>	<b>\$ -</b>	<b>\$ 741,200</b>	<b>\$ -</b>	<b>\$ -</b>	<b>\$ 741,200</b>

**How will this improve our service level and efficiency?**

The purchase of this vehicle is being planned as part of our ongoing vehicle replacement plan to ensure that the Department has adequate resources to safely and effectively respond to EMS and fire emergencies within our community.

**CITY OF WAUKESHA, WISCONSIN**  
**FLEET FUND EXPENDITURE**  
 Budget Year: 2018 - 2022

Department: Fire Department  
 Dept. Head: Steve Howard  
 Project Contact: Joe Hoffman

Fleet #	202
Description of Vehicle or Machinery:	Van Replacement Fleet # 041
Addition or Replacement:	Replacement
Initial Cost	\$ 50,000
Anticipated Annual Maintenance Cost/Cost of Operation	\$ 200
Maintenance Cost Over 5 years	\$ 1,000
<b>TOTAL INVESTMENT</b>	<b>\$ 51,000</b>
Est. Salvage Value of Former Capital Asset	\$ 1,000
<b>EST. INITIAL INVESTMENT</b>	<b>\$ 49,000</b>

**Justification for Fleet Expenditure**

As part of preparing the Department's 10-year vehicle replacement plan, the Department has identified the possible need to replace its 2004 Ford F350 van, Fleet #041, in 2020. This vehicle is used to support training activities, and is driven by the Department's Training Officer. This vehicle is also used to respond to emergencies and transport personnel and equipment to technical rescue emergencies outside of our community. The Department will evaluate available vehicles at this time, and the vehicle may be replaced by a full-size truck with a crew cab or other vehicle able to support its mission. The Department will carefully evaluate the existing vehicle and adjust the capital improvement plan as necessary, based on the vehicle's future serviceability, repair record, and condition.

Fund-Org.-Object-Project	Funding Sources	FY '18	FY '19	FY '20	FY '21	FY '22	Total
0430-4305-49110	10 year GO Debt	\$ -	\$ -	\$ 49,000	\$ -	\$ -	\$ 49,000
0430-4305-48330	Sale of City Property	\$ -	\$ -	\$ 1,000	\$ -	\$ -	\$ 1,000
	<b>Total</b>	<b>\$ -</b>	<b>\$ -</b>	<b>\$ 50,000</b>	<b>\$ -</b>	<b>\$ -</b>	<b>\$ 50,000</b>

Fund-Org.-Object-Project	Expenditures	FY '18	FY '19	FY '20	FY '21	FY '22	Total
0430-4320-68110	Van	\$ -	\$ -	\$ 34,250	\$ -	\$ -	\$ 34,250
0430-4320-68110	Warning Lights	\$ -	\$ -	\$ 9,000	\$ -	\$ -	\$ 9,000
0430-4320-68110	Installation	\$ -	\$ -	\$ 6,750	\$ -	\$ -	\$ 6,750
	<b>Total</b>	<b>\$ -</b>	<b>\$ -</b>	<b>\$ 50,000</b>	<b>\$ -</b>	<b>\$ -</b>	<b>\$ 50,000</b>

**How will this improve our service level and efficiency?**

The purchase of this vehicle is being planned as part of our ongoing vehicle replacement plan to ensure that the Department has adequate resources to safely and effectively respond to EMS and fire emergencies, and to attend fire prevention and administrative activities in the community.

**CITY OF WAUKESHA, WISCONSIN**  
**FLEET FUND EXPENDITURE**  
 Budget Year: 2018 - 2022

Department: Fire Department  
 Dept. Head: Steve Howard  
 Project Contact: Joe Hoffman

Fleet #	203
Description of Vehicle or Machinery:	Car Replacement Fleet # 081
Addition or Replacement:	Replacement
Initial Cost	\$ 50,105
Anticipated Annual Maintenance Cost/Cost of Operation	\$ 200
Maintenance Cost Over 5 years	\$ 1,000
<b>TOTAL INVESTMENT</b>	<b>\$ 51,105</b>
Est. Salvage Value of Former Capital Asset	\$ 1,000
<b>EST. INITIAL INVESTMENT</b>	<b>\$ 49,105</b>

**Justification for Fleet Expenditure**

As part of preparing the Department's 10 year vehicle replacement plan, the Department's 2008 Chevrolet Impala, Fleet #081, is anticipated to need replacement. The project budget is based on replacing the existing vehicle with a Ford police interceptor SUV. The project includes NFPA required warning devices and the installation of radio equipment. This request may be adjusted based on vehicle condition and serviceability.

Fund-Org.-Object-Project	Funding Sources	FY '18	FY '19	FY '20	FY '21	FY '22	Total
0430-4305-49110	Debt	\$ -	\$ -	\$ 49,105	\$ -	\$ -	\$ 49,105
0430-4305-48330	Sale of City Property	\$ -	\$ -	\$ 1,000	\$ -	\$ -	\$ 1,000
	<b>Total</b>	<b>\$ -</b>	<b>\$ -</b>	<b>\$ 50,105</b>	<b>\$ -</b>	<b>\$ -</b>	<b>\$ 50,105</b>

Fund-Org.-Object-Project	Expenditures	FY '18	FY '19	FY '20	FY '21	FY '22	Total
0430-4320-68110	Vehicle	\$ -	\$ -	\$ 34,355	\$ -	\$ -	\$ 34,355
0430-4320-68110	Warning lights	\$ -	\$ -	\$ 9,000	\$ -	\$ -	\$ 9,000
0430-4320-68110	Installation	\$ -	\$ -	\$ 6,750	\$ -	\$ -	\$ 6,750
	<b>Total</b>	<b>\$ -</b>	<b>\$ -</b>	<b>\$ 50,105</b>	<b>\$ -</b>	<b>\$ -</b>	<b>\$ 50,105</b>

**How will this improve our service level and efficiency?**

The purchase of this vehicle is being planned as part of our ongoing vehicle replacement plan to ensure that the Department has adequate resources to safely and effectively respond to EMS and fire emergencies, fire prevention and administrative activities in the community.

**CITY OF WAUKESHA, WISCONSIN**  
**FLEET FUND EXPENDITURE**  
 Budget Year: 2018 - 2022

Department: Fire Department  
 Dept. Head: Steve Howard  
 Project Contact: Joe Hoffman

Fleet #	212
Description of Vehicle or Machinery:	Re-Chassing of 2013 Braun Ambulance
Addition or Replacement:	Replacement
Initial Cost	\$ 206,500
Anticipated Annual Maintenance Cost/Cost of Operation	\$ 4,000
Maintenance Cost Over 5 years	\$ 20,000
<b>TOTAL INVESTMENT</b>	<b>\$ 226,500</b>
Est. Salvage Value of Former Capital Asset	\$ -
<b>EST. INITIAL INVESTMENT</b>	<b>\$ 206,500</b>

**Justification for Fleet Expenditure**

As part of preparing the Department's 10-year vehicle replacement plan, the Department anticipates the need to re-chassis our 2013 Braun Ford ambulance, Fleet #132. When this ambulance was purchased in 2013, it was identified that the Braun ambulance box is designed, and very suitable for re-chassing, which presents an opportunity to save approximately \$35,000 over the purchase of a new ambulance. Beginning in 2020, the Department anticipates we will be able to re-chassis all of our Braun ambulances. Braun Ambulance has a proven track record in re-chassing and refurbishing aluminum ambulance boxes. This item is being entered as a placeholder. The Department will carefully evaluate vehicles based on serviceability and repair costs, and make adjustments to future capital improvement plans as warranted.

Fund-Org.-Object-Project	Funding Sources	FY '18	FY '19	FY '20	FY '21	FY '22	Total
0430-4305-41110	Tax Levy	\$ -	\$ -	\$ 206,500		\$ -	\$ 206,500
	<b>Total</b>	<b>\$ -</b>	<b>\$ -</b>	<b>\$ 206,500</b>	<b>\$ -</b>	<b>\$ -</b>	<b>\$ 206,500</b>

Fund-Org.-Object-Project	Expenditures	FY '18	FY '19	FY '20	FY '21	FY '22	Total
0430-4320-68140	Ambulance	\$ -	\$ -	\$ 197,000		\$ -	\$ 197,000
0430-4320-68140	Radio/MDC Install	\$ -	\$ -	\$ 5,500		\$ -	\$ 5,500
0430-4320-68140	EMS Equipment	\$ -	\$ -	\$ 4,000		\$ -	\$ 4,000
	<b>Total</b>	<b>\$ -</b>	<b>\$ -</b>	<b>\$ 206,500</b>	<b>\$ -</b>	<b>\$ -</b>	<b>\$ 206,500</b>

**How will this improve our service level and efficiency?**

The purchase of this vehicle is being planned as part of our ongoing vehicle replacement plan to ensure that the Department has adequate resources to safely and effectively respond to EMS and fire emergencies within our community.

**CITY OF WAUKESHA, WISCONSIN**  
**FLEET FUND EXPENDITURE**  
 Budget Year: 2018 - 2022

Department: Fire Department  
 Dept. Head: Steve Howard  
 Project Contact: Joe Hoffman

Fleet #	141
Description of Vehicle or Machinery:	Re-Chassising of 2013 Braun Ambulance
Addition or Replacement:	
Initial Cost	\$ 206,500
Anticipated Annual Maintenance Cost/Cost of Operation	\$ 4,000
Maintenance Cost Over 5 years	\$ 20,000
<b>TOTAL INVESTMENT</b>	<b>\$ 226,500</b>
Est. Salvage Value of Former Capital Asset	
<b>EST. INITIAL INVESTMENT</b>	<b>\$ 206,500</b>

**Justification for Fleet Expenditure**

As part of preparing the Department's 10-year vehicle replacement plan, the Department anticipates the need to re-chassis our 2013 Braun Ford ambulance, Fleet #141. When this ambulance was purchased in 2013, it was identified that the Braun ambulance box is designed, and very suitable for re-chassising, which presents an opportunity to save approximately \$35,000 over the purchase of a new ambulance. Beginning in 2020, the Department anticipates we will be able to re-chassis all of our Braun ambulances. Braun Ambulance has a proven track record in re-chassising and refurbishing aluminum ambulance boxes. This item is being entered as a placeholder. The Department will carefully evaluate vehicles based on serviceability and repair costs, and make adjustments to future capital improvement plans as warranted.

Fund-Org.-Object-Project	Funding Sources	FY '18	FY '19	FY '20	FY '21	FY '22	Total
0430-4305-41110	Tax Levy	\$ -	\$ -	\$ -	\$ 206,500	\$ -	\$ 206,500
	<b>Total</b>	<b>\$ -</b>	<b>\$ -</b>	<b>\$ -</b>	<b>\$ 206,500</b>	<b>\$ -</b>	<b>\$ 206,500</b>

Fund-Org.-Object-Project	Expenditures	FY '18	FY '19	FY '20	FY '21	FY '22	Total
0430-4320-68140	Ambulance	\$ -	\$ -	\$ -	\$ 197,000	\$ -	\$ 197,000
0430-4320-68140	Radio/MDC Install	\$ -	\$ -	\$ -	\$ 5,500	\$ -	\$ 5,500
0430-4320-68140	EMS Equipment	\$ -	\$ -	\$ -	\$ 4,000	\$ -	\$ 4,000
	<b>Total</b>	<b>\$ -</b>	<b>\$ -</b>	<b>\$ -</b>	<b>\$ 206,500</b>	<b>\$ -</b>	<b>\$ 206,500</b>

**How will this improve our service level and efficiency?**

The purchase of this vehicle is being planned as part of our ongoing vehicle replacement plan to ensure that the Department has adequate resources to safely and effectively respond to EMS and fire emergencies within our community.

**CITY OF WAUKESHA, WISCONSIN**  
**FLEET FUND EXPENDITURE**  
 Budget Year: 2018 - 2022

Department: Fire Department  
 Dept. Head: Steve Howard  
 Project Contact: Joe Hoffman

Fleet #	211
Description of Vehicle or Machinery:	Ladder Truck Replacement Fleet #012
Addition or Replacement:	Replacement
Initial Cost	\$ 1,250,000
Anticipated Annual Maintenance Cost/Cost of Operation	\$ 4,000
Maintenance Cost Over 5 years	\$ 20,000
<b>TOTAL INVESTMENT</b>	<b>\$ 1,270,000</b>
Est. Salvage Value of Former Capital Asset	\$ 7,500
<b>EST. INITIAL INVESTMENT</b>	<b>\$ 1,242,500</b>

**Justification for Fleet Expenditure**  
 The Department's 2001 E-One ladder truck, Fleet #012, has been identified for replacement in 2021. Our existing ladder will be 20 years-old and will be past the recommended service life, per the National Fire Protection Association. This item is being submitted as a placeholder, and may be adjusted based on vehicle condition, repairs, and other factors impacting the vehicle's serviceability as an emergency fire suppression vehicle.

Fund-Org.-Object-Project	Funding Sources	FY '18	FY '19	FY '20	FY '21	FY '22	Total
0430-4305-49110	10 year GO Debt	\$ -	\$ -	\$ -	\$ 1,242,500	\$ -	\$ 1,242,500
0430-4305-48330	Sale of City Property	\$ -	\$ -	\$ -	\$ 7,500	\$ -	\$ 7,500
<b>Total</b>		\$ -	\$ -	\$ -	\$ 1,250,000	\$ -	\$ 1,250,000

Fund-Org.-Object-Project	Expenditures	FY '18	FY '19	FY '20	FY '21	FY '22	Total
0430-4320-68140	ladder truck	\$ -	\$ -	\$ -	\$ 1,192,500	\$ -	\$ 1,192,500
0430-4320-68140	Radio/Computer Install	\$ -	\$ -	\$ -	\$ 7,500	\$ -	\$ 7,500
0430-4320-68140	Replacement Equipment	\$ -	\$ -	\$ -	\$ 50,000	\$ -	\$ 50,000
<b>Total</b>		\$ -	\$ -	\$ -	\$ 1,250,000	\$ -	\$ 1,250,000

**How will this improve our service level and efficiency?**  
 The purchase of this vehicle is being planned as part of our ongoing vehicle replacement plan, to ensure that the Department has adequate resources to safely and effectively respond to EMS and fire emergencies within our community.

**CITY OF WAUKESHA, WISCONSIN**  
**FLEET FUND EXPENDITURE**  
 Budget Year: 2018 - 2022

Department: Fire Department  
 Dept. Head: Steve Howard  
 Project Contact: Joe Hoffman

Fleet #	131
Description of Vehicle or Machinery:	Replacement of Battalion Chief SUV (Car 10)
Addition or Replacement:	Replacement
Initial Cost	\$ 75,000
Anticipated Annual Maintenance Cost/Cost of Operation	
Maintenance Cost Over 5 years	\$ -
<b>TOTAL INVESTMENT</b>	<b>\$ 75,000</b>
Est. Salvage Value of Former Capital Asset	\$ 5,000
<b>EST. INITIAL INVESTMENT</b>	<b>\$ 70,000</b>

**Justification for Fleet Expenditure**

As part of the Department's 10-year vehicle replacement plan, the Department's 2013 Chevrolet Tahoe is anticipated to need replacement in 2022. This vehicle is driven by the on-duty Battalion Chief and responds to all fire emergencies and larger EMS incidents within the community. This vehicle serves as the primary command post for a majority of our fire and EMS emergencies within the community. The vehicle is customized with radio equipment and storage to meet the needs of the Department. The project is based on replacing the existing vehicle with a comparable vehicle to the current Chevrolet Tahoe. The project includes NFPA required warning devices and the installation and purchase of radio equipment. This request may be adjusted based on the vehicle's condition and serviceability.

Fund-Org.-Object-Project	Funding Sources	FY '18	FY '19	FY '20	FY '21	FY '22	Total
0430-4305-41110	Tax Levy	\$ -	\$ -	\$ -	\$ -	\$ 70,000	\$ 70,000
0430-4305-48330	Sale of City Property	\$ -	\$ -	\$ -	\$ -	\$ 5,000	\$ 5,000
	<b>Total</b>	<b>\$ -</b>	<b>\$ -</b>	<b>\$ -</b>	<b>\$ -</b>	<b>\$ 75,000</b>	<b>\$ 75,000</b>

Fund-Org.-Object-Project	Expenditures	FY '18	FY '19	FY '20	FY '21	FY '22	Total
0430-4320-68140	Vehicle	\$ -	\$ -	\$ -	\$ -	\$ 47,000	\$ 47,000
0430-4320-68140	Warning Lights/Radios	\$ -	\$ -	\$ -	\$ -	\$ 17,000	\$ 17,000
0430-4320-68140	Installation	\$ -	\$ -	\$ -	\$ -	\$ 11,000	\$ 11,000
	<b>Total</b>	<b>\$ -</b>	<b>\$ -</b>	<b>\$ -</b>	<b>\$ -</b>	<b>\$ 75,000</b>	<b>\$ 75,000</b>

**How will this improve our service level and efficiency?**

The purchase of this vehicle is being planned as part of our ongoing vehicle replacement plan to ensure the Department has adequate resources to safely and effectively respond to EMS and fire emergencies within the community.

**CITY OF WAUKESHA, WISCONSIN**  
**FLEET FUND EXPENDITURE**  
 Budget Year: 2018 - 2022

**Department:** Fire Department  
**Dept. Head:** Steve Howard  
**Project Contact:** Joe Hoffman

<b>Fleet #</b>	151
<b>Description of Vehicle or Machinery:</b>	Re-Chassising of 2013 Braun Ambulance
<b>Addition or Replacement:</b>	Replacement
<b>Initial Cost</b>	\$ 206,500
<b>Anticipated Annual Maintenance Cost/Cost of Operation</b>	\$ 4,000
<b>Maintenance Cost Over 5 years</b>	\$ 20,000
<b>TOTAL INVESTMENT</b>	\$ 226,500
<b>Est. Salvage Value of Former Capital Asset</b>	\$ -
<b>EST. INITIAL INVESTMENT</b>	\$ 206,500

**Justification for Fleet Expenditure**

As part of preparing the Department's 10-year vehicle replacement plan, the Department anticipates the need to re-chassis our 2013 Braun Ford ambulance, Fleet #151. When this ambulance was purchased in 2013, it was identified that the Braun ambulance box is designed, and very suitable for re-chassising, which presents an opportunity to save approximately \$35,000 over the purchase of a new ambulance. Beginning in 2020, the Department anticipates we will be able to re-chassis all of our Braun ambulances. Braun Ambulance has a proven track record in re-chassising and refurbishing aluminum ambulance boxes. This item is being entered as a placeholder. The Department will carefully evaluate vehicles based on serviceability and repair costs, and make adjustments to future capital improvement plans as warranted.

Fund-Org.-Object-Project	Funding Sources	FY '18	FY '19	FY '20	FY '21	FY '22	Total
0430-4305-41110	Tax Levy	\$ -	\$ -	\$ -	\$ -	\$ 206,500	\$ 206,500
	<b>Total</b>	\$ -	\$ -	\$ -	\$ -	\$ 206,500	\$ 206,500

Fund-Org.-Object-Project	Expenditures	FY '18	FY '19	FY '20	FY '21	FY '22	Total
0430-4320-68140	Ambulance	\$ -	\$ -	\$ -	\$ -	\$ 197,000	\$ 197,000
0430-4320-68140	Radio/MDC Install	\$ -	\$ -	\$ -	\$ -	\$ 5,500	\$ 5,500
0430-4320-68140	EMS Equipment	\$ -	\$ -	\$ -	\$ -	\$ 4,000	\$ 4,000
	<b>Total</b>	\$ -	\$ -	\$ -	\$ -	\$ 206,500	\$ 206,500

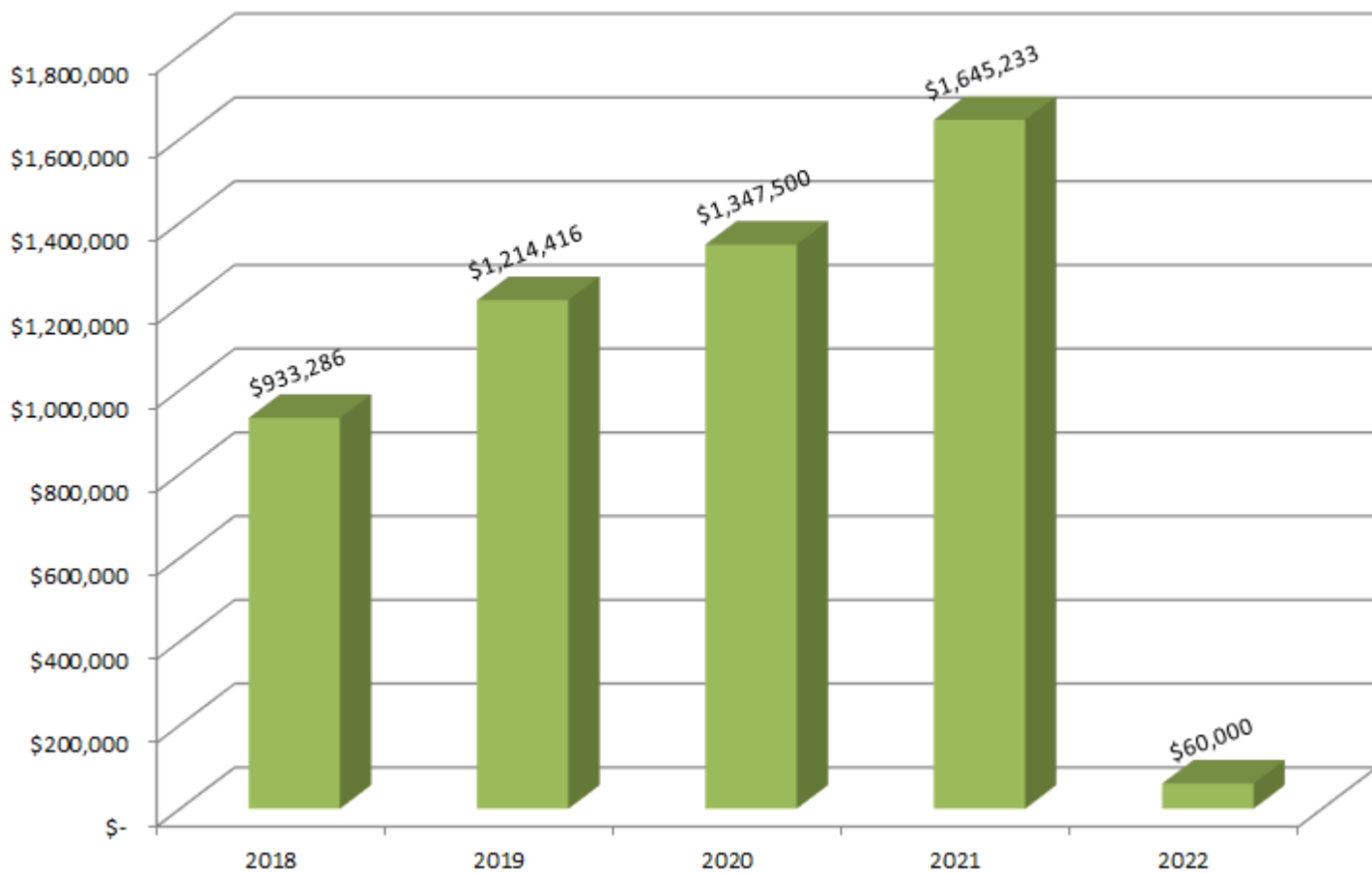
**How will this improve our service level and efficiency?**

The purchase of this vehicle is being planned as part of our ongoing vehicle replacement plan to ensure that the Department has adequate resources to safely and effectively respond to EMS and fire emergencies within our community.



# ENTERPRISE FUNDS FLEET REPLACEMENT

## Enterprise Funds Fleet Replacement Projects 2018 - 2022



**CITY OF WAUKESHA, WISCONSIN**  
**FLEET FUND EXPENDITURE**  
 Budget Year: 2018 - 2022

Department: Transit  
 Dept. Head: Fred Abadi/Brian Engelking  
 Project Contact: Fred Abadi/Brian Engelking

Fleet #	145
Description of Vehicle or Machinery:	35 foot Fixed Route Bus
Addition or Replacement:	Replacement
Initial Cost	\$ 420,302
Anticipated Annual Maintenance Cost/Cost of Operation	\$ 3,000
Maintenance Cost Over 5 years	\$ 15,000
<b>TOTAL INVESTMENT</b>	<b>\$ 435,302</b>
Est. Salvage Value of Former Capital Asset	\$ 5,000 *Goes against operating budget
<b>EST. INITIAL INVESTMENT</b>	<b>\$ 415,302</b>

**Justification for Fleet Expenditure**

Project is a replacement of a 35 foot fixed-route bus that were authorized in the 2015 CIP. It will replace one of the 2004 buses, which will have exceeded their useful life by 2 years in 2018. The new bus is anticipated to be up to 19% more fuel-efficient than the current buses, which can result in several thousands of dollar savings in fuel per year. Useful life is expected to be 12 years. 80% funds are secured.

Fund-Org.-Object-Project	Funding Sources	FY '18	FY '19	FY '20	FY '21	FY '22	Total
0430-4305-49110	10-yr GO Debt	\$ 84,061	\$ -	\$ -	\$ -	\$ -	\$ 84,061
Not Shown on City Books	Federal Aid-Transportation	\$ 336,241	\$ -	\$ -	\$ -	\$ -	\$ 336,241
	<b>Total</b>	<b>\$ 420,302</b>	<b>\$ -</b>	<b>\$ -</b>	<b>\$ -</b>	<b>\$ -</b>	<b>\$ 420,302</b>

Fund-Org.-Object-Project	Expenditures	FY '18	FY '19	FY '20	FY '21	FY '22	Total
0430-4350-68390	#145 - Fixed-Route Bus	\$ 84,061	\$ -	\$ -	\$ -	\$ -	\$ 84,061
Not Shown on City Books	Federal Portion of Buses	\$ 336,241	\$ -	\$ -	\$ -	\$ -	\$ 336,241
	<b>Total</b>	<b>\$ 420,302</b>	<b>\$ -</b>	<b>\$ -</b>	<b>\$ -</b>	<b>\$ -</b>	<b>\$ 420,302</b>

**\*\*Only the 20% City Share (\$84,061) will show in Fund 0430 reports.\*\***

**How will this improve our service level and efficiency?**

The purchase of this new bus ensures that there are an adequate number of usable fixed-route buses to provide the services required. Buses beyond their useful life have a higher likelihood for breakdowns, which can interrupt service, causing delays for passengers. The new bus will have much lower emissions, which greatly reduces air pollution of the vehicles. The improved fuel economy is estimated to have an annual fuel savings of \$2,000 per bus, based on current mileage and fuel prices.

**CITY OF WAUKESHA, WISCONSIN**  
**FLEET FUND EXPENDITURE**  
 Budget Year: 2018 - 2022

Department: Transit  
 Dept. Head: Fred Abadi/Brian Engelking  
 Project Contact: Fred Abadi/Brian Engelking

Fleet #	143
Description of Vehicle or Machinery:	35 foot Fixed Route Bus
Addition or Replacement:	Replacement
Initial Cost	\$ 420,302
Anticipated Annual Maintenance Cost/Cost of Operation	\$ 3,000
Maintenance Cost Over 5 years	\$ 15,000
<b>TOTAL INVESTMENT</b>	<b>\$ 435,302</b>
Est. Salvage Value of Former Capital Asset	\$ 3,000 *Goes against operating budget
<b>EST. INITIAL INVESTMENT</b>	<b>\$ 417,302</b>

**Justification for Fleet Expenditure**

Project is a replacement of a 35 foot fixed-route bus that were authorized in the 2015 CIP. It will replace one of the 2004 buses, which will have exceeded their useful life by 2 years in 2018. The new bus is anticipated to be up to 19% more fuel-efficient than the current buses, which can result in several thousands of dollar savings in fuel per year. Useful life is expected to be 12 years. 80% funds are secured. Note: Bus 143 was scheduled to be replaced in the 2017 CIP but was retained and Bus 146 was replaced due to engine problems. Bus 143 is now experiencing engine issues.

Fund-Org.-Object-Project	Funding Sources	FY '18	FY '19	FY '20	FY '21	FY '22	Total
0430-4305-49110	10-yr GO Debt	\$ 84,061	\$ -	\$ -	\$ -	\$ -	\$ 84,061
Not Shown on City Books	Federal Aid-Transportation	\$ 336,241	\$ -	\$ -	\$ -	\$ -	\$ 336,241
	<b>Total</b>	<b>\$ 420,302</b>	<b>\$ -</b>	<b>\$ -</b>	<b>\$ -</b>	<b>\$ -</b>	<b>\$ 420,302</b>

Fund-Org.-Object-Project	Expenditures	FY '18	FY '19	FY '20	FY '21	FY '22	Total
0430-4350-68390	#146 - Fixed-Route Bus	\$ 84,061	\$ -	\$ -	\$ -	\$ -	\$ 84,061
Not Shown on City Books	Federal Portion of Buses	\$ 336,241	\$ -	\$ -	\$ -	\$ -	\$ 336,241
	<b>Total</b>	<b>\$ 420,302</b>	<b>\$ -</b>	<b>\$ -</b>	<b>\$ -</b>	<b>\$ -</b>	<b>\$ 420,302</b>

**\*\*Only the 20% City Share (\$84,061) will show in Fund 0430 reports.\*\***

**How will this improve our service level and efficiency?**

The purchase of this new bus ensures that there are an adequate number of usable fixed-route buses to provide the services required. Buses beyond their useful life have a higher likelihood for breakdowns, which can interrupt service, causing delays for passengers. The new bus will have much lower emissions, which greatly reduces air pollution of the vehicles. The improved fuel economy is estimated to have an annual fuel savings of \$2,000 per bus, based on current mileage and fuel prices.

**CITY OF WAUKESHA, WISCONSIN**  
**FLEET FUND EXPENDITURE**  
 Budget Year: 2018 - 2022

Department: Transit  
 Dept. Head: Fred Abadi/Brian Engelking  
 Project Contact: Fred Abadi/Brian Engelking

Fleet #	147
Description of Vehicle or Machinery:	35 foot Fixed Route Bus
Addition or Replacement:	Replacement
Initial Cost	\$ 428,708
Anticipated Annual Maintenance Cost/Cost of Operation	\$ 3,000
Maintenance Cost Over 5 years	\$ 15,000
<b>TOTAL INVESTMENT</b>	<b>\$ 443,708</b>
Est. Salvage Value of Former Capital Asset	\$ 5,000 *Goes against operating budget
<b>EST. INITIAL INVESTMENT</b>	<b>\$ 423,708</b>

**Justification for Fleet Expenditure**

Project is a replacement of a 35 foot fixed-route bus that were authorized in the 2015 CIP. It will replace one of the 2004 buses, which will have exceeded their useful life by 3 years in 2019. The new bus is anticipated to be up to 19% more fuel-efficient than the current buses, which can result in several thousands of dollar savings in fuel per year. Useful life is expected to be 12 years. 80% funds are secured.

Fund-Org.-Object-Project	Funding Sources	FY '18	FY '19	FY '20	FY '21	FY '22	Total
0430-4305-49110	10-yr GO Debt	\$ -	\$ 85,742	\$ -	\$ -	\$ -	\$ 85,742
Not Shown on City Books	Federal Aid-Transportation	\$ -	\$ 342,966	\$ -	\$ -	\$ -	\$ 342,966
	<b>Total</b>	<b>\$ -</b>	<b>\$ 428,708</b>	<b>\$ -</b>	<b>\$ -</b>	<b>\$ -</b>	<b>\$ 428,708</b>

Fund-Org.-Object-Project	Expenditures	FY '18	FY '19	FY '20	FY '21	FY '22	Total
0430-4350-68390	#147 - Fixed-Route Bus	\$ -	\$ 85,742	\$ -	\$ -	\$ -	\$ 85,742
Not Shown on City Books	Federal Portion of Buses	\$ -	\$ 342,966	\$ -	\$ -	\$ -	\$ 342,966
	<b>Total</b>	<b>\$ -</b>	<b>\$ 428,708</b>	<b>\$ -</b>	<b>\$ -</b>	<b>\$ -</b>	<b>\$ 428,708</b>

**\*\*Only the 20% City Share (\$85,742) will show in Fund 0430 reports.\*\***

**How will this improve our service level and efficiency?**

The purchase of this new bus ensures that there are an adequate number of usable fixed-route buses to provide the services required. Buses beyond their useful life have a higher likelihood for breakdowns, which can interrupt service, causing delays for passengers. The new bus will have much lower emissions, which greatly reduces air pollution of the vehicles. The improved fuel economy is estimated to have an annual fuel savings of \$2,000 per bus, based on current mileage and fuel prices.

**CITY OF WAUKESHA, WISCONSIN**  
**FLEET FUND EXPENDITURE**  
 Budget Year: 2018 - 2022

Department: Transit  
 Dept. Head: Fred Abadi/Brian Engelking  
 Project Contact: Fred Abadi/Brian Engelking

Fleet #	148
Description of Vehicle or Machinery:	35 foot Fixed Route Bus
Addition or Replacement:	Replacement
Initial Cost	\$ 428,708
Anticipated Annual Maintenance Cost/Cost of Operation	\$ 3,000
Maintenance Cost Over 5 years	\$ 15,000
<b>TOTAL INVESTMENT</b>	<b>\$ 443,708</b>
Est. Salvage Value of Former Capital Asset	\$ 5,000 *Goes against operating budget
<b>EST. INITIAL INVESTMENT</b>	<b>\$ 423,708</b>

**Justification for Fleet Expenditure**

Project is a replacement of a 35 foot fixed-route bus that were authorized in the 2015 CIP. It will replace one of the 2004 buses, which will have exceeded their useful life by 3 years in 2019. The new bus is anticipated to be up to 19% more fuel-efficient than the current buses, which can result in several thousands of dollar savings in fuel per year. Useful life is expected to be 12 years. 80% funds are secured.

Fund-Org.-Object-Project	Funding Sources	FY '18	FY '19	FY '20	FY '21	FY '22	Total
0430-4305-49110	10-yr GO Debt	\$ -	\$ 85,742	\$ -	\$ -	\$ -	\$ 85,742
Not Shown on City Books	Federal Aid-Transportation	\$ -	\$ 342,966	\$ -	\$ -	\$ -	\$ 342,966
	<b>Total</b>	<b>\$ -</b>	<b>\$ 428,708</b>	<b>\$ -</b>	<b>\$ -</b>	<b>\$ -</b>	<b>\$ 428,708</b>

Fund-Org.-Object-Project	Expenditures	FY '18	FY '19	FY '20	FY '21	FY '22	Total
0430-4350-68390	#150 - Fixed-Route Bus	\$ -	\$ 85,742	\$ -	\$ -	\$ -	\$ 85,742
Not Shown on City Books	Federal Portion of Buses	\$ -	\$ 342,966	\$ -	\$ -	\$ -	\$ 342,966
	<b>Total</b>	<b>\$ -</b>	<b>\$ 428,708</b>	<b>\$ -</b>	<b>\$ -</b>	<b>\$ -</b>	<b>\$ 428,708</b>

**\*\*Only the 20% City Share (\$85,742) will show in Fund 0430 reports.\*\***

**How will this improve our service level and efficiency?**

The purchase of this new bus ensures that there are an adequate number of usable fixed-route buses to provide the services required. Buses beyond their useful life have a higher likelihood for breakdowns, which can interrupt service, causing delays for passengers. The new bus will have much lower emissions, which greatly reduces air pollution of the vehicles. The improved fuel economy is estimated to have an annual fuel savings of \$2,000 per bus, based on current mileage and fuel prices.

**CITY OF WAUKESHA, WISCONSIN**  
**FLEET FUND EXPENDITURE**  
 Budget Year: 2018 - 2022

Department: Transit  
 Dept. Head: Fred Abadi/Brian Engelking  
 Project Contact: Fred Abadi/Brian Engelking

Fleet #	149
Description of Vehicle or Machinery:	Paratransit Bus
Addition or Replacement:	Replacement
Initial Cost	\$ 200,000
Anticipated Annual Maintenance Cost/Cost of Operation	\$ 3,000
Maintenance Cost Over 5 years	\$ 15,000
<b>TOTAL INVESTMENT</b>	<b>\$ 215,000</b>
Est. Salvage Value of Former Capital Asset	\$ 2,000 *Goes against operating budget
<b>EST. INITIAL INVESTMENT</b>	<b>\$ 198,000</b>

**Justification for Fleet Expenditure**

This project is the purchase of a replacement paratransit vehicle. Metrolift transports passengers that can not ride the fixed route buses and a requirement of the Americans with Disabilities Act. The 2007 Bluebird bus being replaced will be three years past the useful life in 2020 and the fuel efficiency of the new bus is double that of the Bluebird bus which results in several thousands of dollars of saving in fuel. Due to the heavy volume of wheelchair and other mobility device boardings, the components on these buses are showing wear now and will likely worn out by 2020. Keeping buses beyond the useful life increases the likelihood of expensive repairs and more down time for the bus. Due to the lead time for buses and time needed for processing the grant(s) to receive the 80% federal funds, the bus will need to be authorized in the 2019 CIP budget. 80% funds have been secured however the funds will not be available until Fall 2019.

Fund-Org.-Object-Project	Funding Sources	FY '18	FY '19	FY '20	FY '21	FY '22	Total
0430-4305-49110	10-yr GO Debt	\$ -	\$ -	\$ 40,000	\$ -	\$ -	\$ 40,000
Not Shown on City Books	Federal Aid-Transportation	\$ -	\$ -	\$ 160,000	\$ -	\$ -	\$ 160,000
	<b>Total</b>	<b>\$ -</b>	<b>\$ -</b>	<b>\$ 200,000</b>	<b>\$ -</b>	<b>\$ -</b>	<b>\$ 200,000</b>

Fund-Org.-Object-Project	Expenditures	FY '18	FY '19	FY '20	FY '21	FY '22	Total
0430-4350-68390	#149 - New Para. Bus #1	\$ -	\$ -	\$ 40,000	\$ -	\$ -	\$ 40,000
Not Shown on City Books	Federal Portion of Bus	\$ -	\$ -	\$ 160,000	\$ -	\$ -	\$ 160,000
	<b>Total</b>	<b>\$ -</b>	<b>\$ -</b>	<b>\$ 200,000</b>	<b>\$ -</b>	<b>\$ -</b>	<b>\$ 200,000</b>

\*\*Only the 20% City Share will show in Fund 0430 reports.\*\*

**How will this improve our service level and efficiency?**

Purchase of these buses ensures that there are an adequate number of paratransit buses to provide the Metrolift service. Buses beyond their useful life have a higher likelihood for breakdowns, which can interrupt service, causing delays for passengers. The new buses will have much lower emissions which greatly reduces air pollution of the vehicles. The improved fuel economy is estimated to have an annual fuel savings of \$3,000 for the Metrolift fleet, based on current mileage and fuel prices.

**CITY OF WAUKESHA, WISCONSIN**  
**FLEET FUND EXPENDITURE**  
 Budget Year: 2018 - 2022

Department: Transit  
 Dept. Head: Fred Abadi/Brian Engelking  
 Project Contact: Fred Abadi/Brian Engelking

Fleet #	150
Description of Vehicle or Machinery:	Paratransit Bus
Addition or Replacement:	Replacement
Initial Cost	\$ 200,000
Anticipated Annual Maintenance Cost/Cost of Operation	\$ 3,000
Maintenance Cost Over 5 years	\$ 15,000
<b>TOTAL INVESTMENT</b>	<b>\$ 215,000</b>
Est. Salvage Value of Former Capital Asset	\$ 2,000 *Goes against operating budget
<b>EST. INITIAL INVESTMENT</b>	<b>\$ 198,000</b>

**Justification for Fleet Expenditure**

This project is the purchase of a replacement paratransit vehicle. Metrolift transports passengers that can not ride the fixed route buses and a requirement of the Americans with Disabilities Act. The 2007 Bluebird bus being replaced will be three years past the useful life in 2020 and the fuel efficiency of the new bus is double that of the Bluebird bus which results in several thousands of dollars of saving in fuel. Due to the heavy volume of wheelchair and other mobility device boardings, the components on these buses are showing wear now and will likely worn out by 2020. Keeping buses beyond the useful life increases the likelihood of expensive repairs and more down time for the bus. Due to the lead time for buses and time needed for processing the grant(s) to receive the 80% federal funds, the bus will need to be authorized in the 2019 CIP budget. 80% funds have been secured however the funds will not be available until Fall 2019.

Fund-Org.-Object-Project	Funding Sources	FY '18	FY '19	FY '20	FY '21	FY '22	Total
0430-4305-49110	10-yr GO Debt	\$ -	\$ -	\$ 40,000	\$ -	\$ -	\$ 40,000
Not Shown on City Books	Federal Aid-Transportation	\$ -	\$ -	\$ 160,000	\$ -	\$ -	\$ 160,000
	<b>Total</b>	<b>\$ -</b>	<b>\$ -</b>	<b>\$ 200,000</b>	<b>\$ -</b>	<b>\$ -</b>	<b>\$ 200,000</b>

Fund-Org.-Object-Project	Expenditures	FY '18	FY '19	FY '20	FY '21	FY '22	Total
0430-4350-68390	#148 - New Para. Bus #1	\$ -	\$ -	\$ 40,000	\$ -	\$ -	\$ 40,000
Not Shown on City Books	Federal Portion of Bus	\$ -	\$ -	\$ 160,000	\$ -	\$ -	\$ 160,000
	<b>Total</b>	<b>\$ -</b>	<b>\$ -</b>	<b>\$ 200,000</b>	<b>\$ -</b>	<b>\$ -</b>	<b>\$ 200,000</b>

\*\*Only the 20% City Share will show in Fund 0430 reports.\*\*

**How will this improve our service level and efficiency?**

Purchase of these buses ensures that there are an adequate number of paratransit buses to provide the Metrolift service. Buses beyond their useful life have a higher likelihood for breakdowns, which can interrupt service, causing delays for passengers. The new buses will have much lower emissions which greatly reduces air pollution of the vehicles. The improved fuel economy is estimated to have an annual fuel savings of \$3,000 for the Metrolift fleet, based on current mileage and fuel prices.

**CITY OF WAUKESHA, WISCONSIN**  
**FLEET FUND EXPENDITURE**  
 Budget Year: 2018 - 2022

Department: Transit  
 Dept. Head: Fred Abadi/Brian Engelking  
 Project Contact: Fred Abadi/Brian Engelking

Fleet #	151
Description of Vehicle or Machinery:	Paratransit Bus
Addition or Replacement:	Replacement
Initial Cost	\$ 200,000
Anticipated Annual Maintenance Cost/Cost of Operation	\$ 3,000
Maintenance Cost Over 5 years	\$ 15,000
<b>TOTAL INVESTMENT</b>	<b>\$ 215,000</b>
Est. Salvage Value of Former Capital Asset	\$ 2,000 *Goes against operating budget
<b>EST. INITIAL INVESTMENT</b>	<b>\$ 198,000</b>

**Justification for Fleet Expenditure**

This project is the purchase of a replacement paratransit vehicle. Metrolift transports passengers that can not ride the fixed route buses and a requirement of the Americans with Disabilities Act. The 2007 Bluebird bus being replaced will be three years past the useful life in 2020 and the fuel efficiency of the new bus is double that of the Bluebird bus which results in several thousands of dollars of saving in fuel. Due to the heavy volume of wheelchair and other mobility device boardings, the components on these buses are showing wear now and will likely worn out by 2020. Keeping buses beyond the useful life increases the likelihood of expensive repairs and more down time for the bus. Due to the lead time for buses and time needed for processing the grant(s) to receive the 80% federal funds, the bus will need to be authorized in the 2019 CIP budget. 80% funds have been secured however the funds will not be available until Fall 2019.

Fund-Org.-Object-Project	Funding Sources	FY '18	FY '19	FY '20	FY '21	FY '22	Total
0430-4305-49110	10-yr GO Debt	\$ -	\$ -	\$ 40,000	\$ -	\$ -	\$ 40,000
Not Shown on City Books	Federal Aid-Transportation	\$ -	\$ -	\$ 160,000	\$ -	\$ -	\$ 160,000
	<b>Total</b>	<b>\$ -</b>	<b>\$ -</b>	<b>\$ 200,000</b>	<b>\$ -</b>	<b>\$ -</b>	<b>\$ 200,000</b>

Fund-Org.-Object-Project	Expenditures	FY '18	FY '19	FY '20	FY '21	FY '22	Total
0430-4350-68390	#151 - Paratransit Bus	\$ -	\$ -	\$ 40,000	\$ -	\$ -	\$ 40,000
Not Shown on City Books	Federal Portion of Bus	\$ -	\$ -	\$ 160,000	\$ -	\$ -	\$ 160,000
	<b>Total</b>	<b>\$ -</b>	<b>\$ -</b>	<b>\$ 200,000</b>	<b>\$ -</b>	<b>\$ -</b>	<b>\$ 200,000</b>

**\*\*Only the 20% City Share (\$40,000) will show in Fund 0430 reports.\*\***

**How will this improve our service level and efficiency?**

Purchase of these buses ensures that there are an adequate number of paratransit buses to provide the Metrolift service. Buses beyond their useful life have a higher likelihood for breakdowns, which can interrupt service, causing delays for passengers. The new buses will have much lower emissions which greatly reduces air pollution of the vehicles. The improved fuel economy is estimated to have an annual fuel savings of \$3,000 for the Metrolift fleet, based on current mileage and fuel prices.



**CITY OF WAUKESHA, WISCONSIN**  
**FLEET FUND EXPENDITURE**  
 Budget Year: 2018 - 2022

Department: Transit  
 Dept. Head: Fred Abadi/Brian Engelking  
 Project Contact: Fred Abadi/Brian Engelking

Fleet #	152
Description of Vehicle or Machinery:	Paratransit Bus
Addition or Replacement:	Replacement
Initial Cost	\$ 200,000
Anticipated Annual Maintenance Cost/Cost of Operation	\$ 3,000
Maintenance Cost Over 5 years	\$ 15,000
<b>TOTAL INVESTMENT</b>	<b>\$ 215,000</b>
Est. Salvage Value of Former Capital Asset	\$ 2,000 *Goes against operating budget
<b>EST. INITIAL INVESTMENT</b>	<b>\$ 198,000</b>

**Justification for Fleet Expenditure**

This project is the purchase of a replacement paratransit vehicle. Metrolift transports passengers that can not ride the fixed route buses and a requirement of the Americans with Disabilities Act. The 2007 Bluebird bus being replaced will be three years past the useful life in 2020 and the fuel efficiency of the new bus is double that of the Bluebird bus which results in several thousands of dollars of saving in fuel. Due to the heavy volume of wheelchair and other mobility device boardings, the components on these buses are showing wear now and will likely worn out by 2020. Keeping buses beyond the useful life increases the likelihood of expensive repairs and more down time for the bus. Due to the lead time for buses and time needed for processing the grant(s) to receive the 80% federal funds, the bus will need to be authorized in the 2019 CIP budget. 80% funds have been secured however the funds will not be available until Fall 2019.

Fund-Org.-Object-Project	Funding Sources	FY '18	FY '19	FY '20	FY '21	FY '22	Total
0430-4305-49110	10-yr GO Debt	\$ -	\$ -	\$ 40,000	\$ -	\$ -	\$ 40,000
Not Shown on City Books	Federal Aid-Transportation	\$ -	\$ -	\$ 160,000	\$ -	\$ -	\$ 160,000
	<b>Total</b>	<b>\$ -</b>	<b>\$ -</b>	<b>\$ 200,000</b>	<b>\$ -</b>	<b>\$ -</b>	<b>\$ 200,000</b>

Fund-Org.-Object-Project	Expenditures	FY '18	FY '19	FY '20	FY '21	FY '22	Total
0430-4350-68390	#152 - Paratransit Bus	\$ -	\$ -	\$ 40,000	\$ -	\$ -	\$ 40,000
Not Shown on City Books	Federal Portion of Bus	\$ -	\$ -	\$ 160,000	\$ -	\$ -	\$ 160,000
	<b>Total</b>	<b>\$ -</b>	<b>\$ -</b>	<b>\$ 200,000</b>	<b>\$ -</b>	<b>\$ -</b>	<b>\$ 200,000</b>

**\*\*Only the 20% City Share (\$40,000) will show in Fund 0430 reports.\*\***

**How will this improve our service level and efficiency?**

Purchase of these buses ensures that there are an adequate number of paratransit buses to provide the Metrolift service. Buses beyond their useful life have a higher likelihood for breakdowns, which can interrupt service, causing delays for passengers. The new buses will have much lower emissions which greatly reduces air pollution of the vehicles. The improved fuel economy is estimated to have an annual fuel savings of \$3,000 for the Metrolift fleet, based on current mileage and fuel prices.

**CITY OF WAUKESHA, WISCONSIN**  
**FLEET FUND EXPENDITURE**  
 Budget Year: 2018 - 2022

Department: Transit  
 Dept. Head: Fred Abadi/Brian Engelking  
 Project Contact: Fred Abadi/Brian Engelking

Fleet #	156
Description of Vehicle or Machinery:	Paratransit Bus
Addition or Replacement:	Replacement
Initial Cost	\$ 200,000
Anticipated Annual Maintenance Cost/Cost of Operation	\$ 3,000
Maintenance Cost Over 5 years	\$ 15,000
<b>TOTAL INVESTMENT</b>	<b>\$ 215,000</b>
Est. Salvage Value of Former Capital Asset	\$ 2,000 *Goes against operating budget
<b>EST. INITIAL INVESTMENT</b>	<b>\$ 198,000</b>

**Justification for Fleet Expenditure**

This project is the purchase of a replacement paratransit vehicle. Metrolift transports passengers that can not ride the fixed route buses and a requirement of the Americans with Disabilities Act. The 2011 Arboc bus being replaced will be two years past the useful life in 2020. Due to the heavy volume of wheelchair and other mobility device boardings, the components on these buses are showing wear now and will likely worn out by 2020. Keeping buses beyond the useful life increases the likelihood of expensive repairs and more down time for the bus. Due to the lead time for buses and time needed for processing the grant(s) to receive the 80% federal funds, the bus will need to be authorized in the 2019 CIP budget. 80% funds have been secured however the funds will not be available until Fall 2019. Note: The plan is to reduce the Metrolift fleet from 7 buses to 5 buses based on current demand for Metrolift meaning two of the Arboc buses will be retired without replacements.

Fund-Obj-Project	Funding Sources	FY '18	FY '19	FY '20	FY '21	FY '22	Total
0430-4305-49110	10-yr GO Debt	\$ -	\$ -	\$ 40,000	\$ -	\$ -	\$ 40,000
Not Shown on City Books	Federal Aid-Transportation	\$ -	\$ -	\$ 160,000	\$ -	\$ -	\$ 160,000
	<b>Total</b>	<b>\$ -</b>	<b>\$ -</b>	<b>\$ 200,000</b>	<b>\$ -</b>	<b>\$ -</b>	<b>\$ 200,000</b>

Fund-Obj-Project	Expenditures	FY '18	FY '19	FY '20	FY '21	FY '22	Total
0430-4350-68390	#156 - Paratransit Bus	\$ -	\$ -	\$ 40,000	\$ -	\$ -	\$ 40,000
Not Shown on City Books	Federal Portion of Bus	\$ -	\$ -	\$ 160,000	\$ -	\$ -	\$ 160,000
	<b>Total</b>	<b>\$ -</b>	<b>\$ -</b>	<b>\$ 200,000</b>	<b>\$ -</b>	<b>\$ -</b>	<b>\$ 200,000</b>

**\*\*Only the 20% City Share (\$40,000) will show in Fund 0430 reports.\*\***

**How will this improve our service level and efficiency?**

Purchase of these buses ensures that there are an adequate number of paratransit buses to provide the Metrolift service. Buses beyond their useful life have a higher likelihood for breakdowns, which can interrupt service, causing delays for passengers. The new buses will have much lower emissions which greatly reduces air pollution of the vehicles. The improved fuel economy is estimated to have an annual fuel savings of \$1,000 for this type of bus, based on current mileage and fuel prices.

**CITY OF WAUKESHA, WISCONSIN**  
**FLEET FUND EXPENDITURE**  
 Budget Year: 2018 - 2022

Department: Transit  
 Dept. Head: Fred Abadi/Brian Engelking  
 Project Contact: Fred Abadi/Brian Engelking

Fleet #	153
Description of Vehicle or Machinery:	35-Foot, Fixed-Route Bus
Addition or Replacement:	Replacement
Initial Cost	\$ 450,411
Anticipated Annual Maintenance Cost/Cost of Operation	\$ 3,000
Maintenance Cost Over 5 years	\$ 15,000
<b>TOTAL INVESTMENT</b>	<b>\$ 465,411</b>
Est. Salvage Value of Former Capital Asset	\$ 5,000 *Goes against operating budget
<b>EST. INITIAL INVESTMENT</b>	<b>\$ 445,411</b>

**Justification for Fleet Expenditure**

This is a replacement of a 35-foot, fixed-route bus, which in 2021 will be one year past its useful life of 12 years, and is anticipated to have over 400,000 miles. These buses are used to transport the general public on the fixed-route service. The new buses are anticipated to be up to 11% more fuel efficient than the current buses, which can result in significant savings in fuel per year. Keeping buses beyond the useful life also increases the likelihood of expensive repairs, and more down time for the bus. Useful life is expected to be 12 years. Due to the lead time for buses and time needed for processing the grant(s) to receive the 80% federal funds, the buses will need to be authorized in the 2020 CIP budget. 80% of the funding of this bus has yet to be secured. Transit is actively looking to secure the 80% funding.

Fund-Org.-Object-Project	Funding Sources	FY '18	FY '19	FY '20	FY '21	FY '22	Total
0430-4305-49110	10-yr GO Debt	\$ -	\$ -	\$ -	\$ 90,082	\$ -	\$ 90,082
Not Shown on City Books	Federal Aid-Transportation	\$ -	\$ -	\$ -	\$ 360,329	\$ -	\$ 360,329
	<b>Total</b>	<b>\$ -</b>	<b>\$ -</b>	<b>\$ -</b>	<b>\$ 450,411</b>	<b>\$ -</b>	<b>\$ 450,411</b>

Fund-Org.-Object-Project	Expenditures	FY '18	FY '19	FY '20	FY '21	FY '22	Total
0430-4350-68390	#153-Fixed-Route Bus	\$ -	\$ -	\$ -	\$ 90,082	\$ -	\$ 90,082
Not Shown on City Books	Federal Portion of Bus	\$ -	\$ -	\$ -	\$ 360,329	\$ -	\$ 360,329
	<b>Total</b>	<b>\$ -</b>	<b>\$ -</b>	<b>\$ -</b>	<b>\$ 450,411</b>	<b>\$ -</b>	<b>\$ 450,411</b>

**\*\*Only the 20% City Share (\$89,180) will show in Fund 0430 reports.\*\***

**How will this improve our service level and efficiency?**

Purchasing this new bus ensures that there are an adequate number of usable fixed-route buses to provide the services required. Buses beyond their useful life have a higher likelihood for breakdowns, which can interrupt service, causing delays for passengers. The new buses will have much lower emissions, which greatly reduces air pollution of the vehicles. The improved fuel economy is estimated to have an annual fuel savings of \$1,000 per bus, based on current mileage and fuel prices.

**CITY OF WAUKESHA, WISCONSIN**  
**FLEET FUND EXPENDITURE**  
 Budget Year: 2018 - 2022

Department: Transit  
 Dept. Head: Fred Abadi/Brian Engelking  
 Project Contact: Fred Abadi/Brian Engelking

Fleet #	154
Description of Vehicle or Machinery:	35-Foot, Fixed-Route Bus
Addition or Replacement:	Replacement
Initial Cost	\$ 450,411
Anticipated Annual Maintenance Cost/Cost of Operation	\$ 3,000
Maintenance Cost Over 5 years	\$ 15,000
<b>TOTAL INVESTMENT</b>	<b>\$ 465,411</b>
Est. Salvage Value of Former Capital Asset	\$ 5,000 *Goes against operating budget
<b>EST. INITIAL INVESTMENT</b>	<b>\$ 445,411</b>

**Justification for Fleet Expenditure**

This is a replacement of a 35-foot, fixed-route bus, which in 2021 will be one year past its useful life of 12 years, and is anticipated to have over 400,000 miles. These buses are used to transport the general public on the fixed-route service. The new buses are anticipated to be up to 11% more fuel efficient than the current buses, which can result in significant savings in fuel per year. Keeping buses beyond the useful life also increases the likelihood of expensive repairs, and more down time for the bus. Useful life is expected to be 12 years. Due to the lead time for buses and time needed for processing the grant(s) to receive the 80% federal funds, the buses will need to be authorized in the 2020 CIP budget. 80% of the funding of this bus has been secured.

Fund-Org.-Object-Project	Funding Sources	FY '18	FY '19	FY '20	FY '21	FY '22	Total
0430-4305-49110	10-yr GO Debt	\$ -	\$ -	\$ -	\$ 90,082	\$ -	\$ 90,082
Not Shown on City Books	Federal Aid-Transportation	\$ -	\$ -	\$ -	\$ 360,329	\$ -	\$ 360,329
	<b>Total</b>	<b>\$ -</b>	<b>\$ -</b>	<b>\$ -</b>	<b>\$ 450,411</b>	<b>\$ -</b>	<b>\$ 450,411</b>

Fund-Org.-Object-Project	Expenditures	FY '18	FY '19	FY '20	FY '21	FY '22	Total
0430-4350-68390	#154-Fixed-Route Bus	\$ -	\$ -	\$ -	\$ 90,082	\$ -	\$ 90,082
Not Shown on City Books	Federal Portion of Bus	\$ -	\$ -	\$ -	\$ 360,329	\$ -	\$ 360,329
	<b>Total</b>	<b>\$ -</b>	<b>\$ -</b>	<b>\$ -</b>	<b>\$ 450,411</b>	<b>\$ -</b>	<b>\$ 450,411</b>

**\*\*Only the 20% City Share (\$90,082) will show in Fund 0430 reports.\*\***

**How will this improve our service level and efficiency?**

Purchasing this new bus ensures that there are an adequate number of usable fixed-route buses to provide the services required. Buses beyond their useful life have a higher likelihood for breakdowns, which can interrupt service, causing delays for passengers. The new buses will have much lower emissions, which greatly reduces air pollution of the vehicles. The improved fuel economy is estimated to have an annual fuel savings of \$1,000 per bus, based on current mileage and fuel prices.

**CITY OF WAUKESHA, WISCONSIN**  
**FLEET FUND EXPENDITURE**  
 Budget Year: 2018 - 2022

Department: Transit  
 Dept. Head: Fred Abadi/Brian Engelking  
 Project Contact: Fred Abadi/Brian Engelking

Fleet #	155
Description of Vehicle or Machinery:	35-Foot, Fixed-Route Bus
Addition or Replacement:	Replacement
Initial Cost	\$ 450,411
Anticipated Annual Maintenance Cost/Cost of Operation	\$ 3,000
Maintenance Cost Over 5 years	\$ 15,000
<b>TOTAL INVESTMENT</b>	<b>\$ 465,411</b>
Est. Salvage Value of Former Capital Asset	\$ 5,000 *Goes against operating budget
<b>EST. INITIAL INVESTMENT</b>	<b>\$ 445,411</b>

**Justification for Fleet Expenditure**

This is a replacement of a 35-foot, fixed-route bus, which in 2021 will be one year past its useful life of 12 years, and is anticipated to have over 400,000 miles. These buses are used to transport the general public on the fixed-route service. The new buses are anticipated to be up to 11% more fuel efficient than the current buses, which can result in significant savings in fuel per year. Keeping buses beyond the useful life also increases the likelihood of expensive repairs, and more down time for the bus. Useful life is expected to be 12 years. Due to the lead time for buses and time needed for processing the grant(s) to receive the 80% federal funds, the buses will need to be authorized in the 2020 CIP budget. About half of the 80% of the funding for this bus has been secured. Transit is actively looking to secure the remaining 80% funding.

Fund-Org.-Object-Project	Funding Sources	FY '18	FY '19	FY '20	FY '21	FY '22	Total
0430-4305-49110	10-yr GO Debt	\$ -	\$ -	\$ -	\$ 90,082	\$ -	\$ 90,082
Not Shown on City Books	Federal Aid-Transportation	\$ -	\$ -	\$ -	\$ 360,329	\$ -	\$ 360,329
	<b>Total</b>	<b>\$ -</b>	<b>\$ -</b>	<b>\$ -</b>	<b>\$ 450,411</b>	<b>\$ -</b>	<b>\$ 450,411</b>

Fund-Org.-Object-Project	Expenditures	FY '18	FY '19	FY '20	FY '21	FY '22	Total
0430-4350-68390	#155-Fixed-Route Bus	\$ -	\$ -	\$ -	\$ 90,082	\$ -	\$ 90,082
Not Shown on City Books	Federal Portion of Bus	\$ -	\$ -	\$ -	\$ 360,329	\$ -	\$ 360,329
	<b>Total</b>	<b>\$ -</b>	<b>\$ -</b>	<b>\$ -</b>	<b>\$ 450,411</b>	<b>\$ -</b>	<b>\$ 450,411</b>

**\*\*Only the 20% City Share (\$90,082) will show in Fund 0430 reports.\*\***

**How will this improve our service level and efficiency?**

Purchasing this new bus ensures that there are an adequate number of usable fixed-route buses to provide the services required. Buses beyond their useful life have a higher likelihood for breakdowns, which can interrupt service, causing delays for passengers. The new buses will have much lower emissions, which greatly reduces air pollution of the vehicles. The improved fuel economy is estimated to have an annual fuel savings of \$1,000 per bus, based on current mileage and fuel prices.

**CITY OF WAUKESHA, WISCONSIN**  
**FLEET FUND EXPENDITURE**  
 Budget Year: 2018 - 2022

Department: WWTP  
 Dept. Head: Fred Abadi  
 Project Contact: Fred Abadi / Bob Foxx

Fleet #	1
Description of Vehicle or Machinery:	Pick Up Truck 1/2 Ton 4x4
Addition or Replacement:	Replacement
Initial Cost	\$ 27,000
Anticipated Annual Maintenance Cost/Cost of Operation	\$ 300
Maintenance Cost Over 5 years	\$ 1,500
<b>TOTAL INVESTMENT</b>	<b>\$ 28,500</b>
Est. Salvage Value of Former Capital Asset	\$ 2,000
<b>EST. INITIAL INVESTMENT</b>	<b>\$ 25,000</b>

**Justification for Fleet Expenditure**

This is a replacement of a 2005 Dodge Dakota 4x4 pick-up truck (WWTP #1). The vehicle is used daily by our stockroom person to pick up parts and run general errands. It also doubles as a back-up at night, for vehicles out of service. The body is badly rusted. The current milage is 42,000.

Fund-Org.-Object-Project	Funding Sources	FY '18	FY '19	FY '20	FY '21	FY '22	Total
General WWTP Revenues	Operating Budget	\$ 25,000	\$ -	\$ -	\$ -	\$ -	\$ 25,000
0603-7399-48330	Salvage Value	\$ 2,000	\$ -	\$ -	\$ -	\$ -	\$ 2,000
	<b>Total</b>	<b>\$ 27,000</b>	<b>\$ -</b>	<b>\$ -</b>	<b>\$ -</b>	<b>\$ -</b>	<b>\$ 27,000</b>

Fund-Org.-Object-Project	Expenditures	FY '18	FY '19	FY '20	FY '21	FY '22	Total
0603-7399-68110	#1 - 1/2 Ton 4x4 PU Truck	\$ 27,000	\$ -	\$ -	\$ -	\$ -	\$ 27,000
	<b>Total</b>	<b>\$ 27,000</b>	<b>\$ -</b>	<b>\$ -</b>	<b>\$ -</b>	<b>\$ -</b>	<b>\$ 27,000</b>

**How will this improve our service level and efficiency?**

This will ensure the efficiency of having enough service vehicles available on a daily basis, and serve as a back-up for emergencies. We also expect increased fuel efficiency from a newer vehicle, as this small truck is equipped with a V8 engine.

**CITY OF WAUKESHA, WISCONSIN**  
**FLEET FUND EXPENDITURE**  
 Budget Year: 2018 - 2022

Department: WWTP  
 Dept. Head: Fred Abadi  
 Project Contact: Fred Abadi / Bob Foxx

Fleet #	5
Description of Vehicle or Machinery:	Pretreatment Sample Van 1999
Addition or Replacement:	Replacement
Initial Cost	\$ 24,000
Anticipated Annual Maintenance Cost/Cost of Operation	\$ 300
Maintenance Cost Over 5 years	\$ 1,500
<b>TOTAL INVESTMENT</b>	<b>\$ 25,500</b>
Est. Salvage Value of Former Capital Asset	\$ 2,000
<b>EST. INITIAL INVESTMENT</b>	<b>\$ 22,000</b>

**Justification for Fleet Expenditure**

This is a replacement of a 1999 full size cargo van (WWTP #5). It is used daily by our Industrial Pretreatment Program for compliance monitoring of industrial users. It is also used for all other field sampling, City landfill, hauled waste, and other outside users. It is being replaced primarily because of age and mileage, which is currently 41,000.

Fund-Org.-Object-Project	Funding Sources	FY '18	FY '19	FY '20	FY '21	FY '22	Total
General WWTP Revenues	Operating Budget	\$ 22,000	\$ -	\$ -	\$ -	\$ -	\$ 22,000
0603-7399-48330	Salvage Value	\$ 2,000	\$ -	\$ -	\$ -	\$ -	\$ 2,000
	<b>Total</b>	<b>\$ 24,000</b>	<b>\$ -</b>	<b>\$ -</b>	<b>\$ -</b>	<b>\$ -</b>	<b>\$ 24,000</b>

Fund-Org.-Object-Project	Expenditures	FY '18	FY '19	FY '20	FY '21	FY '22	Total
0603-7399-68110	#5 - Cargo Van	\$ 24,000	\$ -	\$ -	\$ -	\$ -	\$ 24,000
	<b>Total</b>	<b>\$ 24,000</b>	<b>\$ -</b>	<b>\$ -</b>	<b>\$ -</b>	<b>\$ -</b>	<b>\$ 24,000</b>

**How will this improve our service level and efficiency?**

Having this vehicle will ensure that our level of stringent monitoring is maintained, to protect the treatment plant, and to also generate revenues from our Industrial Sampling Program. We also expect to see better fuel efficiency from a newer vehicle.

**CITY OF WAUKESHA, WISCONSIN**  
**FLEET FUND EXPENDITURE**  
 Budget Year: 2018 - 2022

Department: WWTP  
 Dept. Head: Fred Abadi  
 Project Contact: Fred Abadi / Bob Foxx

Fleet #	38
Description of Vehicle or Machinery:	2003 4 wheel drive extended cab 3/4 ton pick-up truck
Addition or Replacement:	Replacement
Initial Cost	\$ 34,000
Anticipated Annual Maintenance Cost/Cost of Operation	\$ 500
Maintenance Cost Over 5 years	\$ 2,500
<b>TOTAL INVESTMENT</b>	<b>\$ 36,500</b>
Est. Salvage Value of Former Capital Asset	\$ 500
<b>EST. INITIAL INVESTMENT</b>	<b>\$ 33,500</b>

**Justification for Fleet Expenditure**

This vehicle is used by the sewer crew mainly as a daily support vehicle for televising and flushing operations. It is also used for emergency response for sewer related problems.

Fund-Org.-Object-Project	Funding Sources	FY '18	FY '19	FY '20	FY '21	FY '22	Total
General WWTP Revenues	Operating Budget	\$ 33,500	\$ -	\$ -	\$ -	\$ -	\$ 33,500
0603-7399-48330	Salvage Value	\$ 500	\$ -	\$ -	\$ -	\$ -	\$ 500
	<b>Total</b>	<b>\$ 34,000</b>	<b>\$ -</b>	<b>\$ -</b>	<b>\$ -</b>	<b>\$ -</b>	<b>\$ 34,000</b>

Fund-Org.-Object-Project	Expenditures	FY '18	FY '19	FY '20	FY '21	FY '22	Total
0603-7399-68110	#38 - 3/4 ton 4x4 Pick up	\$ 34,000	\$ -	\$ -	\$ -	\$ -	\$ 34,000
	<b>Total</b>	<b>\$ 34,000</b>	<b>\$ -</b>	<b>\$ -</b>	<b>\$ -</b>	<b>\$ -</b>	<b>\$ 34,000</b>

**How will this improve our service level and efficiency?**

A reliable vehicle is necessary especially for after hour emergency calls. We expect an increase in fuel efficiency and decrease in maintenance compared to the vehicle it is replacing.



**CITY OF WAUKESHA, WISCONSIN**  
**FLEET FUND EXPENDITURE**  
 Budget Year: 2018 - 2022

Department: WWTP  
 Dept. Head: Fred Abadi  
 Project Contact: Fred Abadi / Bob Foxx

Fleet #	15
Description of Vehicle or Machinery:	Sewer Vacuum Truck
Addition or Replacement:	Replacement
Initial Cost	\$ 250,000
Anticipated Annual Maintenance Cost/Cost of Operation	\$ 500
Maintenance Cost Over 5 years	\$ 2,500
<b>TOTAL INVESTMENT</b>	<b>\$ 252,500</b>
Est. Salvage Value of Former Capital Asset	\$ 7,000
<b>EST. INITIAL INVESTMENT</b>	<b>\$ 243,000</b>

**Justification for Fleet Expenditure**

This is a replacement of the "Aquatech" sewer vacuum truck from 2009 (WWTP #15). It is used daily for cleaning sanitary and storm sewers. These vehicles are highly specialized, and a very important tool for maintaining the sewer system. This unit is being replaced mainly due to age and wear. Reliability weighs heavily, as the City only owns one of these units.

Fund-Obj-Project	Funding Sources	FY '18	FY '19	FY '20	FY '21	FY '22	Total
0603-7399-49110	Sewer Debt	\$ -	\$ 243,000	\$ -	\$ -	\$ -	\$ 243,000
0603-7399-48330	Salvage Value	\$ -	\$ 7,000	\$ -	\$ -	\$ -	\$ 7,000
	<b>Total</b>	<b>\$ -</b>	<b>\$ 250,000</b>	<b>\$ -</b>	<b>\$ -</b>	<b>\$ -</b>	<b>\$ 250,000</b>

Fund-Obj-Project	Expenditures	FY '18	FY '19	FY '20	FY '21	FY '22	Total
0603-7399-68140	#15 - Sewer Vacuum Truck	\$ -	\$ 250,000	\$ -	\$ -	\$ -	\$ 250,000
	<b>Total</b>	<b>\$ -</b>	<b>\$ 250,000</b>	<b>\$ -</b>	<b>\$ -</b>	<b>\$ -</b>	<b>\$ 250,000</b>

**How will this improve our service level and efficiency?**

This is the only vacuum truck the City owns. A current, reliable unit will be more efficient and maintain the sewer system to expected levels, and assure availability for emergency response.

**CITY OF WAUKESHA, WISCONSIN**  
**FLEET FUND EXPENDITURE**  
 Budget Year: 2018 - 2022

Department: WWTP  
 Dept. Head: Fred Abadi  
 Project Contact: Fred Abadi / Bob Foxx

Fleet #	9
Description of Vehicle or Machinery:	3/4 Ton Pick-Up Truck
Addition or Replacement:	Replacement
Initial Cost	\$ 27,000
Anticipated Annual Maintenance Cost/Cost of Operation	\$ 300
Maintenance Cost Over 5 years	\$ 1,500
<b>TOTAL INVESTMENT</b>	<b>\$ 28,500</b>
Est. Salvage Value of Former Capital Asset	\$ 2,000
<b>EST. INITIAL INVESTMENT</b>	<b>\$ 25,000</b>

**Justification for Fleet Expenditure**

This is a replacement of a 2008 3/4 ton Dodge 1500 pick-up truck (WWTP #9). It is used mainly for towing our mowing trailer in the summer time, and general plant use year-round for maintenance work. Current milage is 22,000.

Fund-Org.-Object-Project	Funding Sources	FY '18	FY '19	FY '20	FY '21	FY '22	Total
General WWTP Revenues	Operating Budget	\$ -	\$ 25,000	\$ -	\$ -	\$ -	\$ 25,000
0603-7399-48330	Salvage Value	\$ -	\$ 2,000	\$ -	\$ -	\$ -	\$ 2,000
	<b>Total</b>	<b>\$ -</b>	<b>\$ 27,000</b>	<b>\$ -</b>	<b>\$ -</b>	<b>\$ -</b>	<b>\$ 27,000</b>

Fund-Org.-Object-Project	Expenditures	FY '18	FY '19	FY '20	FY '21	FY '22	Total
0603-7399-68110	#9 - 3/4 Ton PU Truck	\$ -	\$ 27,000	\$ -	\$ -	\$ -	\$ 27,000
	<b>Total</b>	<b>\$ -</b>	<b>\$ 27,000</b>	<b>\$ -</b>	<b>\$ -</b>	<b>\$ -</b>	<b>\$ 27,000</b>

**How will this improve our service level and efficiency?**

We keep up with mowing at 40 lift stations and several storm detention ponds. This vehicle is on the road the entire mowing season.

**CITY OF WAUKESHA, WISCONSIN**  
**FLEET FUND EXPENDITURE**  
 Budget Year: 2018 - 2022

Department: WWTP  
 Dept. Head: Fred Abadi  
 Project Contact: Fred Abadi / Bob Foxx

Fleet #	66
Description of Vehicle or Machinery:	2002 Ford F750 Sewer Flusher
Addition or Replacement:	Replacement
Initial Cost	\$ 247,500
Anticipated Annual Maintenance Cost/Cost of Operation	\$ 4,000
Maintenance Cost Over 5 years	\$ 20,000
<b>TOTAL INVESTMENT</b>	<b>\$ 267,500</b>
Est. Salvage Value of Former Capital Asset	\$ 2,500
<b>EST. INITIAL INVESTMENT</b>	<b>\$ 245,000</b>

**Justification for Fleet Expenditure**

This is a replacement of a 2002 Ford F750 Sewer Flusher # 66. The primary purpose of the vehicle is cleaning sanitary / storm sewers owned by the City of Waukesha. The current vehicle has 65,500 miles on it, and the body is badly rusted. It is currently experiencing problems with the flushing water pump pressure. This would cost \$3,000 - to \$7,000 to repair.

Fund-Obj-Project	Funding Sources	FY '18	FY '19	FY '20	FY '21	FY '22	Total
0603-7399-49110	Sewer Debt	\$ -	\$ -	\$ 245,000	\$ -	\$ -	\$ 245,000
0603-7399-48330	Salvage Value	\$ -	\$ -	\$ 2,500	\$ -	\$ -	\$ 2,500
	<b>Total</b>	<b>\$ -</b>	<b>\$ -</b>	<b>\$ 247,500</b>	<b>\$ -</b>	<b>\$ -</b>	<b>\$ 247,500</b>

Fund-Obj-Project	Expenditures	FY '18	FY '19	FY '20	FY '21	FY '22	Total
0603-7399-68140	#66 - Ford Sewer Flusher	\$ -	\$ -	\$ 247,500	\$ -	\$ -	\$ 247,500
	<b>Total</b>	<b>\$ -</b>	<b>\$ -</b>	<b>\$ 247,500</b>	<b>\$ -</b>	<b>\$ -</b>	<b>\$ 247,500</b>

**How will this improve our service level and efficiency?**

This will enable us to continue our service level, by ensuring that we will be able to maintain the sanitary sewer system as per CMOM, EPA, and DNR requirements and avoid backups in the sanitary sewer system.

**CITY OF WAUKESHA, WISCONSIN**  
**FLEET FUND EXPENDITURE**  
 Budget Year: 2018 - 2022

Department: WWTP  
 Dept. Head: Fred Abadi  
 Project Contact: &

Fleet #	19,20
Description of Vehicle or Machinery:	All-Terrain Vehicle with Cab
Addition or Replacement:	Replacement
Initial Cost	\$ 28,000
Anticipated Annual Maintenance Cost/Cost of Operation	\$ 200
Maintenance Cost Over 5 years	\$ 1,000
<b>TOTAL INVESTMENT</b>	<b>\$ 29,000</b>
Est. Salvage Value of Former Capital Asset	\$ 2,000
<b>EST. INITIAL INVESTMENT</b>	<b>\$ 26,000</b>

**Justification for Fleet Expenditure**

This is the replacement of two 2007 Kawasaki Mules with cab enclosure. These units are used daily on the plant grounds by out shift operators for making their inspection rounds. They are also used for landscape work, such as trimming and spraying for weeds around the plant.

Fund-Org.-Object-Project	Funding Sources	FY '18	FY '19	FY '20	FY '21	FY '22	Total
General WWTP Revenues	Operating Budget	\$ -	\$ -	\$ 26,000	\$ -	\$ -	\$ 26,000
0603-7399-48330	Salvage Value	\$ -	\$ -	\$ 2,000	\$ -	\$ -	\$ 2,000
	<b>Total</b>	\$ -	\$ -	\$ 28,000	\$ -	\$ -	\$ 28,000

Fund-Org.-Object-Project	Expenditures	FY '18	FY '19	FY '20	FY '21	FY '22	Total
0603-7399-68110	WWTP All-Terrain Vehicle	\$ -	\$ -	\$ 28,000	\$ -	\$ -	\$ 28,000
	<b>Total</b>	\$ -	\$ -	\$ 28,000	\$ -	\$ -	\$ 28,000

**How will this improve our service level and efficiency?**

This will improve efficiency for plant inspections, and save on fuel and maintenance costs for plant use, rather than using a truck.

**CITY OF WAUKESHA, WISCONSIN**  
**FLEET FUND EXPENDITURE**  
 Budget Year: 2018 - 2022

Department: WWTP  
 Dept. Head: Fred Abadi  
 Project Contact: Fred Abadi / Bob Foxx

Fleet #	113
Description of Vehicle or Machinery:	72" Zero-Turn Mower
Addition or Replacement:	Replacement
Initial Cost	\$ 19,000
Anticipated Annual Maintenance Cost/Cost of Operation	\$ 200
Maintenance Cost Over 5 years	\$ 1,000
<b>TOTAL INVESTMENT</b>	<b>\$ 20,000</b>
Est. Salvage Value of Former Capital Asset	\$ 500
<b>EST. INITIAL INVESTMENT</b>	<b>\$ 18,500</b>

**Justification for Fleet Expenditure**

This is a replacement for a 2007 72" diesel engine, zero-turn lawn mower. This mower is used primarily for the plant, recycle center, and police range. It also serves as a back-up to our lift station mower. This mower will be 13 years old, and will have about 1,300 hours of service on it. It is still a model in production, however the engine is not. Parts will be harder to get as it gets older.

Fund-Org.-Object-Project	Funding Sources	FY '18	FY '19	FY '20	FY '21	FY '22	Total
General WWTP Revenues	Operating Budget	\$ -	\$ -	\$ 18,500	\$ -	\$ -	\$ 18,500
0603-7399-48330	Salvage Value	\$ -	\$ -	\$ 500	\$ -	\$ -	\$ 500
	<b>Total</b>	<b>\$ -</b>	<b>\$ -</b>	<b>\$ 19,000</b>	<b>\$ -</b>	<b>\$ -</b>	<b>\$ 19,000</b>

Fund-Org.-Object-Project	Expenditures	FY '18	FY '19	FY '20	FY '21	FY '22	Total
0603-7399-68110	72" Z-T Mower	\$ -	\$ -	\$ 19,000	\$ -	\$ -	\$ 19,000
	<b>Total</b>	<b>\$ -</b>	<b>\$ -</b>	<b>\$ 19,000</b>	<b>\$ -</b>	<b>\$ -</b>	<b>\$ 19,000</b>

**How will this improve our service level and efficiency?**

We would like to replace this mower due to age and use. A reliable mower will ensure that complaints about weeds are not prevalent with residents.

**CITY OF WAUKESHA, WISCONSIN**  
**FLEET FUND EXPENDITURE**  
 Budget Year: 2018 - 2022

Department: WWTP  
 Dept. Head: Fred Abadi  
 Project Contact: Fred Abadi / Bob Foxx

Fleet #	112
Description of Vehicle or Machinery:	60" Zero-Turn Mower
Addition or Replacement:	Replacement
Initial Cost	\$ 13,000
Anticipated Annual Maintenance Cost/Cost of Operation	\$ 200
Maintenance Cost Over 5 years	\$ 1,000
<b>TOTAL INVESTMENT</b>	<b>\$ 14,000</b>
Est. Salvage Value of Former Capital Asset	\$ 500
<b>EST. INITIAL INVESTMENT</b>	<b>\$ 12,500</b>

**Justification for Fleet Expenditure**

This is a replacement for a 2007 60" diesel engine zero-turn lawn mower. We mow 40 pump stations and several storm detention basins with this mower. This mower will be 13 years old and will have about 1,400 hours of service on it. This model has been discontinued by the manufacturer and parts will become harder to get. The pricing listed is 2015 price for comparable replacement.

Fund-Obj-Project	Funding Sources	FY '18	FY '19	FY '20	FY '21	FY '22	Total
General WWTP Revenues	Operating Budget	\$ -	\$ -	\$ 12,500	\$ -	\$ -	\$ 12,500
0603-7399-48330	Salvage Value	\$ -	\$ -	\$ 500	\$ -	\$ -	\$ 500
	<b>Total</b>	<b>\$ -</b>	<b>\$ -</b>	<b>\$ 13,000</b>	<b>\$ -</b>	<b>\$ -</b>	<b>\$ 13,000</b>

Fund-Obj-Project	Expenditures	FY '18	FY '19	FY '20	FY '21	FY '22	Total
0603-7399-68110	60" ZT Mower	\$ -	\$ -	\$ 13,000	\$ -	\$ -	\$ 13,000
	<b>Total</b>	<b>\$ -</b>	<b>\$ -</b>	<b>\$ 13,000</b>	<b>\$ -</b>	<b>\$ -</b>	<b>\$ 13,000</b>

**How will this improve our service level and efficiency?**

We would like to replace this mower due to age and use. A reliable mower will ensure that complaints about weeds are not prevalent with residents.

**CITY OF WAUKESHA, WISCONSIN**  
**FLEET FUND EXPENDITURE**  
 Budget Year: 2018 - 2022

Department: WWTP  
 Dept. Head: Fred Abadi  
 Project Contact: Fred Abadi / Bob Foxx

Fleet #	13
Description of Vehicle or Machinery:	1 Ton Pick-Up Truck w/Plow/Salter
Addition or Replacement:	Replacement
Initial Cost	\$ 42,000
Anticipated Annual Maintenance Cost/Cost of Operation	\$ 500
Maintenance Cost Over 5 years	\$ 2,500
<b>TOTAL INVESTMENT</b>	<b>\$ 44,500</b>
Est. Salvage Value of Former Capital Asset	\$ 3,000
<b>EST. INITIAL INVESTMENT</b>	<b>\$ 39,000</b>

**Justification for Fleet Expenditure**

This is a replacement of a 2007 1 ton Ford F350 pick-up truck equipped with a snow plow and salter (WWTP #13). It is our primary snow-plowing, and only salting vehicle, used at the plant and at all of our lift station driveways. It is also a heavy tow vehicle for moving portable generators. Currently, it has 24,000 miles.

Fund-Org.-Object-Project	Funding Sources	FY '18	FY '19	FY '20	FY '21	FY '22	Total
General WWTP Revenues	Operating Budget		\$ -	\$ -	\$ 39,000	\$ -	\$ 39,000
0603-7399-48330	Salvage Value		\$ -	\$ -	\$ 3,000	\$ -	\$ 3,000
	<b>Total</b>	\$ -	\$ -	\$ -	\$ 42,000	\$ -	\$ 42,000

Fund-Org.-Object-Project	Expenditures	FY '18	FY '19	FY '20	FY '21	FY '22	Total
0603-7399-68110	#13 - 1-Ton PU Truck		\$ -	\$ -	\$ 35,000	\$ -	\$ 35,000
0603-7399-68110	#13 - Plow / Salter		\$ -	\$ -	\$ 7,000	\$ -	\$ 7,000
	<b>Total</b>	\$ -	\$ -	\$ -	\$ 42,000	\$ -	\$ 42,000

**How will this improve our service level and efficiency?**

Keeping the snow cleared at the lift stations assures a quicker response in emergencies. Having the tow capacity also assists with moving generators in emergencies year-round. And of course, good salting and snow removal around the plant makes for a safer work environment.

**CITY OF WAUKESHA, WISCONSIN**  
**FLEET FUND EXPENDITURE**  
 Budget Year: 2018 - 2022

Department: WWTP  
 Dept. Head: Fred Abadi  
 Project Contact: Fred Abadi / Bob Foxx

Fleet #	3
Description of Vehicle or Machinery:	Ford F250 Pick-up Truck with Power Lift Gate and Ladder/Pipe Rack.
Addition or Replacement:	Replacement
Initial Cost	\$ 34,000
Anticipated Annual Maintenance Cost/Cost of Operation	\$ 500
Maintenance Cost Over 5 years	\$ 2,500
<b>TOTAL INVESTMENT</b>	<b>\$ 36,500</b>
Est. Salvage Value of Former Capital Asset	\$ 2,000
<b>EST. INITIAL INVESTMENT</b>	<b>\$ 32,000</b>

**Justification for Fleet Expenditure**

This vehicle is used routinely for pick up and delivery of parts and moving heavy equipment. This vehicle will be 11 years old and having a reliable piece of equipment keeps our employees safe.

Fund-Org.-Object-Project	Funding Sources	FY '18	FY '19	FY '20	FY '21	FY '22	Total
General WWTP Revenues	Operating Budget	\$ -	\$ -	\$ -	\$ 32,000	\$ -	\$ 32,000
0603-7399-48330	Salvage Value	\$ -	\$ -	\$ -	\$ 2,000	\$ -	\$ 2,000
	<b>Total</b>	<b>\$ -</b>	<b>\$ -</b>	<b>\$ -</b>	<b>\$ 34,000</b>	<b>\$ -</b>	<b>\$ 34,000</b>

Fund-Org.-Object-Project	Expenditures	FY '18	FY '19	FY '20	FY '21	FY '22	Total
0603-7399-68110	#3 - F250 PU Truck	\$ -	\$ -	\$ -	\$ 34,000	\$ -	\$ 34,000
	<b>Total</b>	<b>\$ -</b>	<b>\$ -</b>	<b>\$ -</b>	<b>\$ 34,000</b>	<b>\$ -</b>	<b>\$ 34,000</b>

**How will this improve our service level and efficiency?**

This equipment helps reduce injury by assisting in moving heavy parts and equipment.



**CITY OF WAUKESHA, WISCONSIN**  
**FLEET FUND EXPENDITURE**  
 Budget Year: 2018 - 2022

Department: WWTP  
 Dept. Head: Fred Abadi  
 Project Contact: Fred Abadi / Bob Foxx

Fleet #	10
Description of Vehicle or Machinery:	Lift Station Service Body Truck
Addition or Replacement:	Replacement
Initial Cost	\$ 120,000
Anticipated Annual Maintenance Cost/Cost of Operation	\$ 1,500
Maintenance Cost Over 5 years	\$ 7,500
<b>TOTAL INVESTMENT</b>	<b>\$ 127,500</b>
Est. Salvage Value of Former Capital Asset	\$ 5,000
<b>EST. INITIAL INVESTMENT</b>	<b>\$ 115,000</b>

**Justification for Fleet Expenditure**

This is a replacement of a 1995 service body truck that has a 20 foot crane attached. The primary purpose of this vehicle is for servicing our lift stations for both scheduled and emergency service. The crane was replaced in 2016 as parts were no longer available. The crane can be remounted on a new body. The milage is not high on the vehicle but it has alot of hours as it must sit and idle to operate the crane. Parts and service are becoming more difficult as the unit continues to age.

Fund-Org.-Object-Project	Funding Sources	FY '18	FY '19	FY '20	FY '21	FY '22	Total
0603-7399-49110	Sewer Debt	\$ -	\$ -	\$ -	\$ 115,000	\$ -	\$ 115,000
0603-7399-48330	Salvage Value	\$ -	\$ -	\$ -	\$ 5,000	\$ -	\$ 5,000
	<b>Total</b>	<b>\$ -</b>	<b>\$ -</b>	<b>\$ -</b>	<b>\$ 120,000</b>	<b>\$ -</b>	<b>\$ 120,000</b>

Fund-Org.-Object-Project	Expenditures	FY '18	FY '19	FY '20	FY '21	FY '22	Total
0603-7399-68140	#10 - WWTP Service Truck	\$ -	\$ -	\$ -	\$ 120,000	\$ -	\$ 120,000
	<b>Total</b>	<b>\$ -</b>	<b>\$ -</b>	<b>\$ -</b>	<b>\$ 120,000</b>	<b>\$ -</b>	<b>\$ 120,000</b>

**How will this improve our service level and efficiency?**

This will improve our service level by ensuring that a reliable service vehicle is available to remove pumps particularly for emergency service. This vehicle is also one of two that we have capable of towing our largest portable generator. Maintenance and fuel costs expected to be lower in a newer vehicle.

**CITY OF WAUKESHA, WISCONSIN**  
**FLEET FUND EXPENDITURE**  
 Budget Year: 2018 - 2022

Department: WWTP  
 Dept. Head: Fred Abadi  
 Project Contact: Fred Abadi / Bob Foxx

Fleet #	1
Description of Vehicle or Machinery:	2-3 Yard Dump Truck #1
Addition or Replacement:	Replacement
Initial Cost	\$ 60,000
Anticipated Annual Maintenance Cost/Cost of Operation	\$ 1,000
Maintenance Cost Over 5 years	\$ 5,000
<b>TOTAL INVESTMENT</b>	<b>\$ 65,000</b>
Est. Salvage Value of Former Capital Asset	\$ 2,000
<b>EST. INITIAL INVESTMENT</b>	<b>\$ 58,000</b>

**Justification for Fleet Expenditure**

This is a replacement of a 2008 Ford F-450 2-3 Yard Dump Truck. The vehicle is used by the sewer crew for hauling equipment and parts for sewer work. It is also used for sewer excavation work throughout the City.

Fund-Org.-Object-Project	Funding Sources	FY '18	FY '19	FY '20	FY '21	FY '22	Total
General WWTP Revenues	Operating Budget	\$ -	\$ -	\$ -	\$ 58,000	\$ -	\$ 58,000
0603-7399-48330	Salvage Value	\$ -	\$ -	\$ -	\$ 2,000	\$ -	\$ 2,000
	<b>Total</b>	<b>\$ -</b>	<b>\$ -</b>	<b>\$ -</b>	<b>\$ 60,000</b>	<b>\$ -</b>	<b>\$ 60,000</b>

Fund-Org.-Object-Project	Expenditures	FY '18	FY '19	FY '20	FY '21	FY '22	Total
0603-7399-68110	#1 2-3 yd dump	\$ -	\$ -	\$ -	\$ 60,000	\$ -	\$ 60,000
	<b>Total</b>	<b>\$ -</b>	<b>\$ -</b>	<b>\$ -</b>	<b>\$ 60,000</b>	<b>\$ -</b>	<b>\$ 60,000</b>

**How will this improve our service level and efficiency?**

This will improve our service level by ensuring that we will continue to be able to take care of any size sewer project and repair work. Removal of this vehicle from the fleet will inhibit our ability to provide adequate service response. Lower fuel and maintenance costs expected in a newer vehicle.

**CITY OF WAUKESHA, WISCONSIN**  
**FLEET FUND EXPENDITURE**  
 Budget Year: 2018 - 2022

Department: WWTP  
 Dept. Head: Fred Abadi  
 Project Contact: Fred Abadi / Bob Foxx

Fleet #	2
Description of Vehicle or Machinery:	2010 Crew cab 3/4 ton pick up truck
Addition or Replacement:	Replacement
Initial Cost	\$ 35,000
Anticipated Annual Maintenance Cost/Cost of Operation	\$ 500
Maintenance Cost Over 5 years	\$ 2,500
<b>TOTAL INVESTMENT</b>	<b>\$ 37,500</b>
Est. Salvage Value of Former Capital Asset	
<b>EST. INITIAL INVESTMENT</b>	<b>\$ 35,000</b>

**Justification for Fleet Expenditure**  
 This is a replacement of the crew cab pick up shared by the supervisors. The vehicle is used for job site visits and inspections. This is also the main vehicle used for attending off site meetings and education seminars.

Fund-Org.-Object-Project	Funding Sources	FY '18	FY '19	FY '20	FY '21	FY '22	Total
General WWTP Revenues	Operating Budget	\$ -	\$ -	\$ -	\$ -	\$ 34,000	\$ 34,000
0603-7399-48330	Salvage Value	\$ -	\$ -	\$ -	\$ -	\$ 1,000	\$ 1,000
	<b>Total</b>	<b>\$ -</b>	<b>\$ -</b>	<b>\$ -</b>	<b>\$ -</b>	<b>\$ 35,000</b>	<b>\$ 35,000</b>

Fund-Org.-Object-Project	Expenditures	FY '18	FY '19	FY '20	FY '21	FY '22	Total
0603-7399-68110	#2 - 4 door crew cab	\$ -	\$ -	\$ -	\$ -	\$ 35,000	\$ 35,000
	<b>Total</b>	<b>\$ -</b>	<b>\$ -</b>	<b>\$ -</b>	<b>\$ -</b>	<b>\$ 35,000</b>	<b>\$ 35,000</b>

**How will this improve our service level and efficiency?**  
 This will assure that a reliable vehicle is readily available for job site inspections and travelling to state wide meetings and seminars for our staff. A more fuel efficient car type vehicle would be considered vs a pick up truck.

**CITY OF WAUKESHA, WISCONSIN**  
**FLEET FUND EXPENDITURE**  
 Budget Year: 2018 - 2022

Department: WWTP  
 Dept. Head: Fred Abadi  
 Project Contact: Fred Abadi / Bob Foxx

	Fleet #	4
	Description of Vehicle or Machinery:	2010 ford escape SUV
	Addition or Replacement:	Replacement
	Initial Cost	\$ 25,000
Anticipated Annual Maintenance Cost/Cost of Operation		\$ 500
Maintenance Cost Over 5 years		\$ 2,500
<b>TOTAL INVESTMENT</b>		<b>\$ 27,500</b>
Est. Salvage Value of Former Capital Asset		
<b>EST. INITIAL INVESTMENT</b>		<b>\$ 25,000</b>

**Justification for Fleet Expenditure**  
 This is a replacement of the vehicle used by our pretreatment group for routine site inspections and meetings with the industrial users and for inspection and compliance for our hauled waste program.

Fund-Org.-Object-Project	Funding Sources	FY '18	FY '19	FY '20	FY '21	FY '22	Total
General WWTP Revenues	Operating Budget	\$ -	\$ -	\$ -	\$ -	\$ 24,000	\$ 24,000
0603-7399-48330	Salvage Value	\$ -	\$ -	\$ -	\$ -	\$ 1,000	\$ 1,000
	<b>Total</b>	<b>\$ -</b>	<b>\$ -</b>	<b>\$ -</b>	<b>\$ -</b>	<b>\$ 25,000</b>	<b>\$ 25,000</b>

Fund-Org.-Object-Project	Expenditures	FY '18	FY '19	FY '20	FY '21	FY '22	Total
0603-7399-68110	#4 - Pretreatment vehicle	\$ -	\$ -	\$ -	\$ -	\$ 25,000	\$ 25,000
	<b>Total</b>	<b>\$ -</b>	<b>\$ -</b>	<b>\$ -</b>	<b>\$ -</b>	<b>\$ 25,000</b>	<b>\$ 25,000</b>

**How will this improve our service level and efficiency?**  
 The industrial users and hauled waste program are an important revenue source. A reliable vehicle is needed due to daily use and frequent unscheduled visits to these sites. Lower fuel and maintenance costs expected in a newer vehicle.

**CITY OF WAUKESHA, WISCONSIN**  
**FLEET FUND EXPENDITURE**  
 Budget Year: 2018 - 2022

Department: Prairie Home Cemetery  
 Dept. Head: Nancy Faulk  
 Project Contact: Nancy Faulk

Fleet #	CEMISC
Description of Vehicle or Machinery:	John Deere Z915E Commercial Ztrak
Addition or Replacement:	Replacement
Initial Cost	\$ 7,682
Anticipated Annual Maintenance Cost/Cost of Operation	\$ 200
Maintenance Cost Over 5 years	\$ 1,000
<b>TOTAL INVESTMENT</b>	<b>\$ 8,682</b>
Est. Salvage Value of Former Capital Asset	\$ 500
<b>EST. INITIAL INVESTMENT</b>	<b>\$ 7,182</b>

**Justification for Fleet Expenditure**

The cemetery has 68 acres of lawn to mow. Mowers are an essential part of everyday care and beautification of the cemetery. During the course of the mowing season from early May to October, it is not unusual for a mower to need maintenance or go down for a few days due to a mechanical problem. It is essential that we have 4 mowers running at all times to get the grounds mowed for our patrons. This mower will be replacing a non-working 717A-2005 John Deere in which the motor has given out in the last year.

Fund-Org.-Object-Project	Funding Sources	FY '18	FY '19	FY '20	FY '21	FY '22	Total
Gen. Cemetery Revenues	Operating Budget	\$ 7,182	\$ -	\$ -	\$ -	\$ -	\$ 7,182
0604-7800-48330	Salvage Value	\$ 500	\$ -	\$ -	\$ -	\$ -	\$ 500
	<b>Total</b>	<b>\$ 7,682</b>	<b>\$ -</b>	<b>\$ -</b>	<b>\$ -</b>	<b>\$ -</b>	<b>\$ 7,682</b>

Fund-Org.-Object-Project	Expenditures	FY '18	FY '19	FY '20	FY '21	FY '22	Total
0604-7800-68190	#CEMISC - JD Z915E ZTRAK	\$ 7,682	\$ -	\$ -	\$ -	\$ -	\$ 7,682
	<b>Total</b>	<b>\$ 7,682</b>	<b>\$ -</b>	<b>\$ -</b>	<b>\$ -</b>	<b>\$ -</b>	<b>\$ 7,682</b>

**How will this improve our service level and efficiency?**

The grounds of the cemetery are our first impression to the client. It is essential that the cemetery is mowed regularly and kept in pristine condition to attract customers when they are determining which cemetery to select. We owe that to the client who has paid for perpetual care for their cemetery property.

**CITY OF WAUKESHA, WISCONSIN**  
**FLEET FUND EXPENDITURE**  
 Budget Year: 2018 - 2022

Department: **Prairie Home Cemetery**  
 Dept. Head: Nancy Faulk  
 Project Contact: Nancy Faulk

Fleet #	CE003
Description of Vehicle or Machinery:	1- Ton Dump Truck
Addition or Replacement:	Replacement
Initial Cost	\$ 60,000
Anticipated Annual Maintenance Cost/Cost of Operation	\$ 433
Maintenance Cost Over 5 years	\$ 2,165
<b>TOTAL INVESTMENT</b>	<b>\$ 62,165</b>
Est. Salvage Value of Former Capital Asset	\$ 8,000
<b>EST. INITIAL INVESTMENT</b>	<b>\$ 52,000</b>

**Justification for Fleet Expenditure**

In 2019, we will be needing to replace our 2000 GMC 1- Ton Sierra 3500 Series Dump truck. The truck currently has 31,550 miles on it. Expenditures over that past years include over \$8,000.00 worth of repairs done by the City Garage. It was rated by Bob Foxx as needing replacement.

Fund-Org.-Object-Project	Funding Sources	FY '18	FY '19	FY '20	FY '21	FY '22	Total
Gen. Cemetery Revenues	Operating Budget		\$ 52,000	\$ -	\$ -	\$ -	\$ 52,000
0604-7800-48330	Salvage Value		\$ 8,000	\$ -	\$ -	\$ -	\$ 8,000
	<b>Total</b>	\$ -	\$ 60,000	\$ -	\$ -	\$ -	\$ 60,000

Fund-Org.-Object-Project	Expenditures	FY '18	FY '19	FY '20	FY '21	FY '22	Total
0604-7800-68140	#3 - 1-Ton Dump Truck		\$ 60,000	\$ -	\$ -	\$ -	\$ 60,000
	<b>Total</b>	\$ -	\$ 60,000	\$ -	\$ -	\$ -	\$ 60,000

**How will this improve our service level and efficiency?**

This truck is used for a variety of daily jobs at the cemetery. This dump truck is an integral part of our fleet. It is used daily for hauling dirt and gravel, removal of tree limbs and debris from the grounds, and removal of old wreaths and flowers at the end of each season. It is also used daily for funeral services, to dump fill back into the graves. In addition, this truck is used in the winter months for plowing.

**CITY OF WAUKESHA, WISCONSIN**

**FLEET FUND EXPENDITURE**

Budget Year: 2018 - 2022

Department: **Prairie Home Cemetery**  
 Dept. Head: Nancy Faulk  
 Project Contact: Nancy Faulk

Fleet #	CEMISC
Description of Vehicle or Machinery:	Workman 3300-D
Addition or Replacement:	Replacement
Initial Cost	\$ 20,000
Anticipated Annual Maintenance Cost/Cost of Operation	\$ 581
Maintenance Cost Over 5 years	\$ 2,905
<b>TOTAL INVESTMENT</b>	<b>\$ 22,905</b>
Est. Salvage Value of Former Capital Asset	\$ 1,000
<b>EST. INITIAL INVESTMENT</b>	<b>\$ 19,000</b>

**Justification for Fleet Expenditure**

The current workman is a Toro, 1998 3300 D, with 4,750 hours. We are researching more efficient workman-type vehicles that will suit the specific needs of the cemetery. The workman is used on a daily basis for a variety of cemetery jobs, such as hauling materials, dirt and gravel, transporting a 200-gallon watering tank around cemetery grounds, and carting equipment and headstones to gravesites. It is also used for every cremation service we have at the cemetery. With the number of cremations on the rise, this vehicle gets a lot of use.

Fund-Org.-Object-Project	Funding Sources	FY '18	FY '19	FY '20	FY '21	FY '22	Total
Gen. Cemetery Revenues	Operating Budget	\$ -	\$ 19,000	\$ -	\$ -	\$ -	\$ 19,000
0604-7800-48330	Salvage Value	\$ -	\$ 1,000	\$ -	\$ -	\$ -	\$ 1,000
	<b>Total</b>	<b>\$ -</b>	<b>\$ 20,000</b>	<b>\$ -</b>	<b>\$ -</b>	<b>\$ -</b>	<b>\$ 20,000</b>

Fund-Org.-Object-Project	Expenditures	FY '18	FY '19	FY '20	FY '21	FY '22	Total
0604-7800-68140	#CEMISC - Workman 3300-D	\$ -	\$ 20,000	\$ -	\$ -	\$ -	\$ 20,000
	<b>Total</b>	<b>\$ -</b>	<b>\$ 20,000</b>	<b>\$ -</b>	<b>\$ -</b>	<b>\$ -</b>	<b>\$ 20,000</b>

**How will this improve our service level and efficiency?**

This piece of motorized equipment is necessary for everyday tasks at the cemetery. Having this type of vehicle cuts down on using other larger equipment, that can not go the entire distance due to smaller areas within the cemetery. Because of the workman's capabilities, it will allow for increased efficiency and time savings during work days.

**CITY OF WAUKESHA, WISCONSIN**  
**FLEET FUND EXPENDITURE**  
 Budget Year: 2018 - 2022

Department: Police / Parking  
 Dept. Head: Russell Jack  
 Project Contact: SGT Brad Anderson

Fleet #	42
Description of Vehicle or Machinery:	Marked Parking SUV
Addition or Replacement:	Replacement
Initial Cost	\$ 40,000
Anticipated Annual Maintenance Cost/Cost of Operation	\$ 1,500
Maintenance Cost Over 5 years	\$ 7,500
<b>TOTAL INVESTMENT</b>	<b>\$ 47,500</b>
Est. Salvage Value of Former Capital Asset	\$ 3,000
<b>EST. INITIAL INVESTMENT</b>	<b>\$ 37,000</b>

**Justification for Fleet Expenditure**  
 This is a replacement of a 2014 Marked Parking SUV. The most cost effective replacement schedule for marked Parking Enforcement cars is 6 years. After 6 years, this cars typically has between 100,000-130,000 miles and is outside of the factory warranty. They often require major component replacement.

Fund-Org.-Object-Project	Funding Sources	FY '18	FY '19	FY '20	FY '21	FY '22	Total
General Parking Revenue	Operating Budget	\$ -	\$ -	\$ 37,000	\$ -	\$ -	\$ 37,000
0602-7700-48330	Salvage Value	\$ -	\$ -	\$ 3,000	\$ -	\$ -	\$ 3,000
	<b>Total</b>	<b>\$ -</b>	<b>\$ -</b>	<b>\$ 40,000</b>	<b>\$ -</b>	<b>\$ -</b>	<b>\$ 40,000</b>

Fund-Org.-Object-Project	Expenditures	FY '18	FY '19	FY '20	FY '21	FY '22	Total
0602-7790-68110	#42 - Marked Parking SUV	\$ -	\$ -	\$ 34,000	\$ -	\$ -	\$ 34,000
0602-7790-68110	#42 - Accessories	\$ -	\$ -	\$ 6,000	\$ -	\$ -	\$ 6,000
	<b>Total</b>	<b>\$ -</b>	<b>\$ -</b>	<b>\$ 40,000</b>	<b>\$ -</b>	<b>\$ -</b>	<b>\$ 40,000</b>

**How will this improve our service level and efficiency?**  
 This will maintain the safety of the marked fleet at the lowest cost.



**CITY OF WAUKESHA, WISCONSIN**  
**FLEET FUND EXPENDITURE**  
 Budget Year: 2018 - 2022

Department: Police / Parking  
 Dept. Head: Russell Jack  
 Project Contact: SGT Brad Anderson

Fleet #	40
Description of Vehicle or Machinery:	Marked Parking Sedan
Addition or Replacement:	Replacement
Initial Cost	\$ 38,000
Anticipated Annual Maintenance Cost/Cost of Operation	\$ 1,500
Maintenance Cost Over 5 years	\$ 7,500
<b>TOTAL INVESTMENT</b>	<b>\$ 45,500</b>
Est. Salvage Value of Former Capital Asset	\$ 3,000
<b>EST. INITIAL INVESTMENT</b>	<b>\$ 35,000</b>

**Justification for Fleet Expenditure**  
 This is a replacement of a 2015 Marked Parking Sedan. The most cost effective replacement schedule for marked squad cars is 6 years. After 6 years, this cars typically has between 100,000-130,000 miles and is outside of the factory warranty. They often require major component replacement.

Fund-Org.-Object-Project	Funding Sources	FY '18	FY '19	FY '20	FY '21	FY '22	Total
General Parking Revenue	Operating Budget	\$ -	\$ -	\$ -	\$ 35,000	\$ -	\$ 35,000
0602-7700-48330	Salvage Value	\$ -	\$ -	\$ -	\$ 3,000	\$ -	\$ 3,000
	<b>Total</b>	<b>\$ -</b>	<b>\$ -</b>	<b>\$ -</b>	<b>\$ 38,000</b>	<b>\$ -</b>	<b>\$ 38,000</b>

Fund-Org.-Object-Project	Expenditures	FY '18	FY '19	FY '20	FY '21	FY '22	Total
0602-7790-68110	#40 - Marked Parking SUV	\$ -	\$ -	\$ -	\$ 32,000	\$ -	\$ 32,000
0602-7790-68110	#40 - Accessories	\$ -	\$ -	\$ -	\$ 6,000	\$ -	\$ 6,000
	<b>Total</b>	<b>\$ -</b>	<b>\$ -</b>	<b>\$ -</b>	<b>\$ 38,000</b>	<b>\$ -</b>	<b>\$ 38,000</b>

**How will this improve our service level and efficiency?**  
 This will maintain the safety of the marked fleet at the lowest cost.