

**PLAN KEYNOTES**

1. ACCESSIBLE STALLS
  - A. STRIPING - 4" WIDE STALL LINES, USE HIGH VISIBILITY BLUE PAINT. SPACES PROVIDED
  - (2) 8'-0" x 20'-0" MIN. ACCESSIBLE PARKING WITH
    - (1) 8'-0" x 20'-0" MIN. LOADING ZONE
  - B. ACCESSIBLE FUELING POINT AND DISPENSER AND VALET. VALET AND KEY PAD ON PUMP SHALL CONFORM TO ADA REACH DIMENSIONS AS SHOWN IN DETAIL. SEE NOTES FOR CONVENIENCE STORE ACCESSIBILITY. PAVEMENTS FLUSH FOR ACCESSIBILITY.
2. PICNIC TABLE W/ ACCESSIBLE PLACEMENT. PROVIDE TRASH CONTAINER
3. ACCESSIBLE AIR INSTALLED WITH APPROPRIATED HEIGHTS. PARKING AREA SHALL MEET A.D.A DIMENSIONS FOR ACCESS AND SURFACE FOR WHEEL CHAIR ACCESS SHALL NOT EXCEED 1:48 SLOPE IN ALL DIRECTIONS. . SEE NOTES FOR CONVENIENCE STORE ACCESSIBILITY.
4. ACCESSIBLE ROUTE TO STORE
5. CURB RAMP
6. ADA BOLLARD SIGNAGE

**NOTES FOR CONVENIENCE STORE ACCESSIBILITY**

AT LEAST 1 MPD(MULTI PRODUCT DISPENSER) COVERING ALL GRADES OF FUEL MUST BE ACCESSIBLE IN A 30"x48" CLEAR LEVEL FLOOR AREA(CLF).

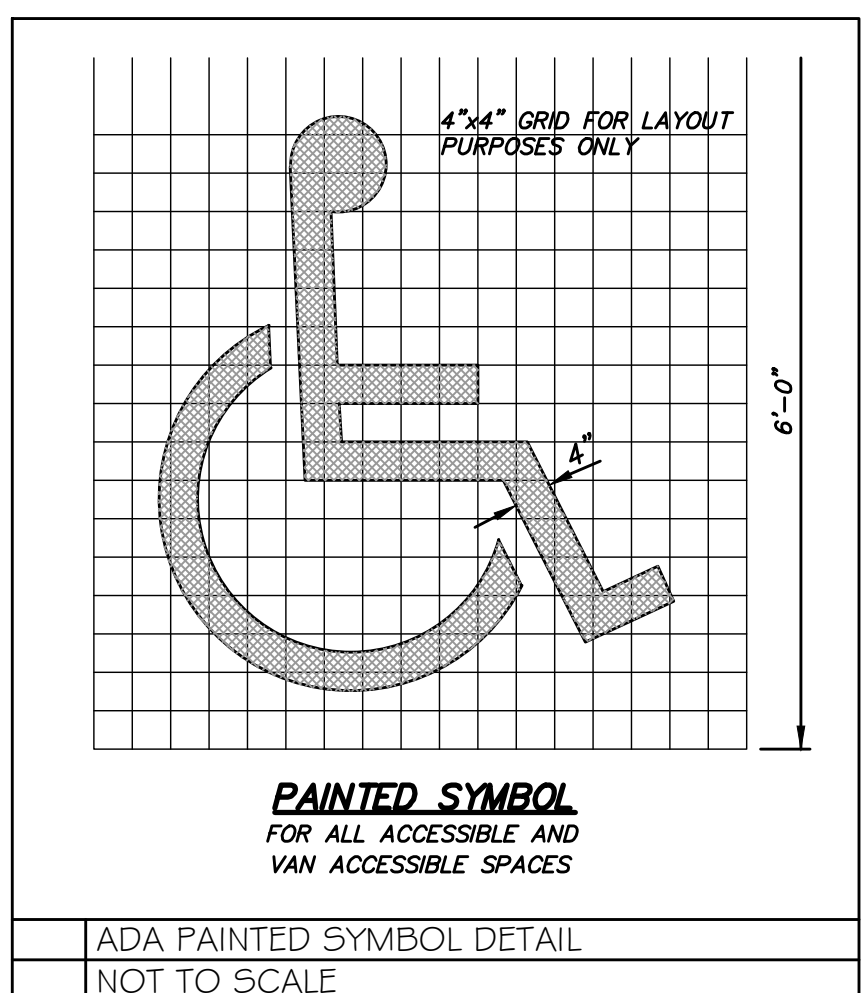
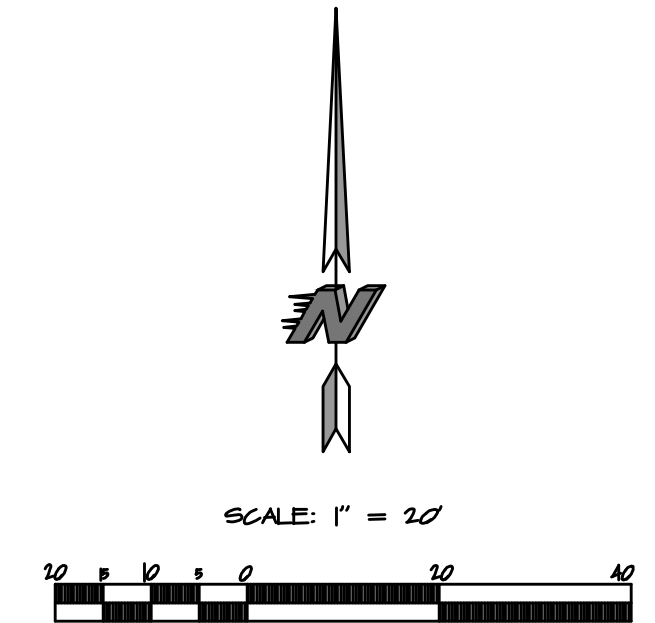
ALL PUMP CONTROLS SHALL BE < 48"(2010 STANDARD). WINDOW WASHER, PAPER TOWEL DISPENSER, LITERATURE, FIRE EXTINGUISHER, EMERGENCY FUEL STOPS, ETC. BE ACCESSIBLE 30"x48" CLF SPACE AND WITHIN A FORWARD OR SIDE APPROACH REACH RANGE.

PROVIDE ISA(INDUSTRY STANDARD ARCHITECTURE) AT EACH ACCESSIBLE FUEL POSITION ON FACE OF PUMP.

PROVIDE ISA AT EACH ACCESSIBLE FUELING POSITION VISIBLE TO APPROACHING VEHICLES.

PROVIDE A SIGN AT EACH ACCESSIBLE FUELING POSITION WITH STORE TELEPHONE NUMBER, ADVISING AVAILABLE FUELING ASSISTANCE.

ANY PAY FUNCTION- i.e. AIR/VACUUM etc. ARE REQUIRED TO HAVE AN ACCESSIBLE ROUTE TO STORE ENTRANCE. CONTROLS SHALL BE ACCESSIBLE 30"x48" CLF SPACE AND WITHIN A FORWARD OR SIDE APPROACH REACH RANGE.



CONTRACTOR SHALL PROVIDE EROSION CONTROL FACILITIES IN ACCORDANCE WITH THE CITY OF WAUKESHA EROSION CONTROL ORDINANCE, THE WISCONSIN DNR STORMWATER CONSTRUCTION AND POST CONSTRUCTION TECHNICAL STANDARDS, WDNR PERMIT CONDITIONS, AND THESE DOCUMENTS; THE MOST STRINGENT TO APPLY.

THE LOCATIONS OF EXISTING UTILITY INSTALLATIONS AS SHOWN ON THIS PLAN ARE APPROXIMATE. THERE MAY BE OTHER UNDERGROUND UTILITY INSTALLATIONS WITHIN THE PROJECT AREA THAT ARE NOT SHOWN.



**Know what's below. Call before you dig.**

R.A SMITH ASSUMES NO RESPONSIBILITY FOR DAMAGES, LIABILITY OR COSTS RESULTING FROM CHANGES OR ALTERATIONS MADE TO THIS PLAN WITHOUT THE EXPRESSED WRITTEN CONSENT OF R.A.SMITH

**NOTES:**

-REFER TO THE DOCUMENT FROM THE DEPARTMENT OF JUSTICE ON "2010 ADA STANDARDS FOR ACCESSIBLE DESIGN". CONTRACTOR SHALL REFERENCE CURRENT A.D.A. GUIDELINES AND LOCAL REGULATIONS FOR SITE ACCESSIBILITY. IN ALL CASES THE MINIMUM REQUIREMENTS SHALL BE PROVIDED ON SITE TO ENSURE COMPLIANCE TO ALL REGULATIONS.

- KWIK TRIP STANDARD ENTRANCE DOOR IS AUTOMATIC SLIDING DOOR SYSTEM DESIGNED TO COMPLY WITH ALL ACCESS CODES AND LAWS. ENTRANCE DOORS FOR ACCESSIBLE ROUTES WILL HAVE A MINIMUM CLEAR OPENING OF 32"

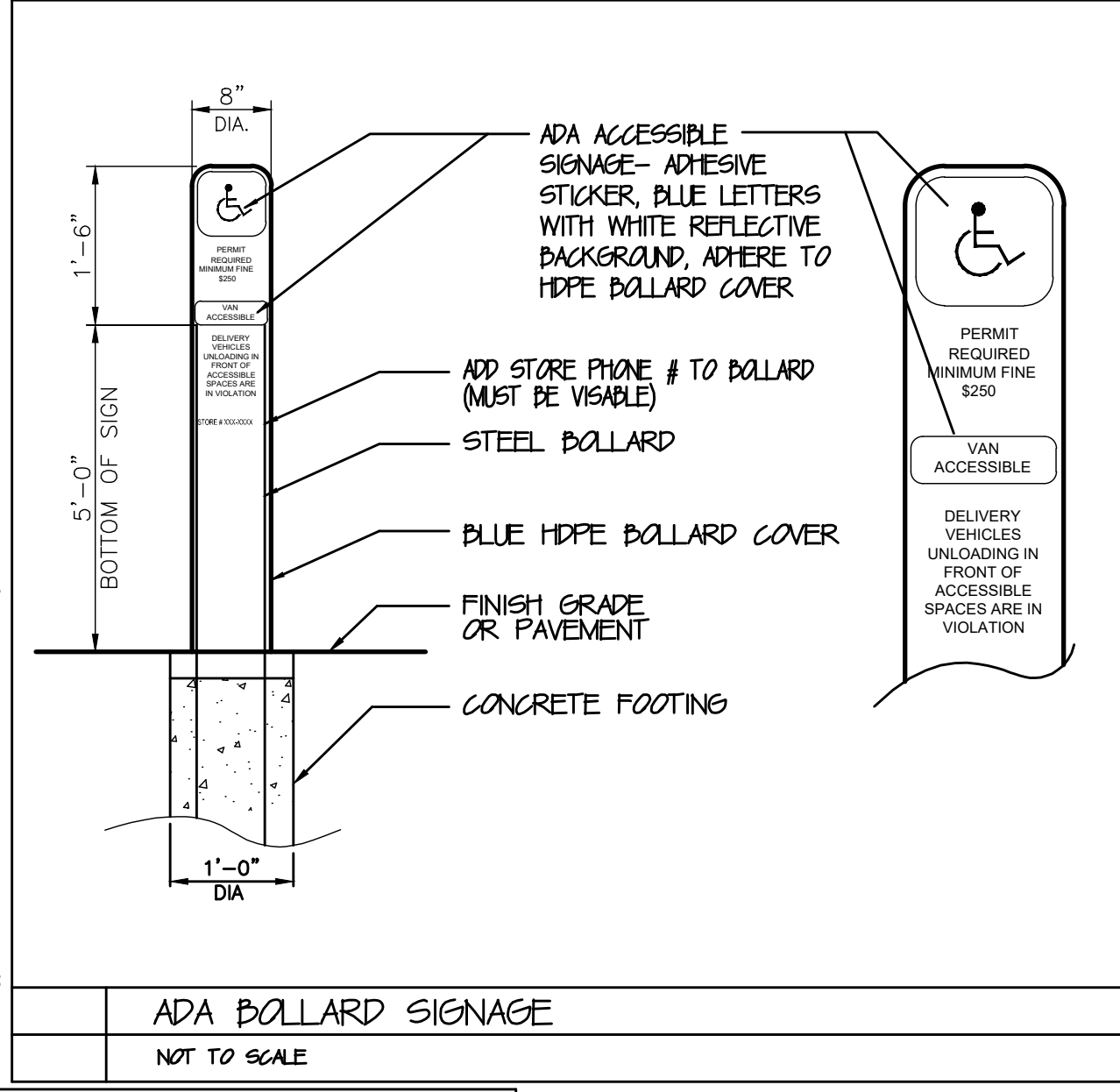
-STORE FRONTS WILL PROVIDE FLUSH PAVEMENTS ALONG ACCESSIBLE ROUTES WITH PROTECTIVE SECURITY BOLLARDS INDICATED AND SPACED BETWEEN PARKING SURFACES AND BUILDING WALK PER PLAN.

-NO OBJECTS OR DISPLAYS SHOULD PROTRUDE INTO THE MINIMUM CLEAR SPACE OF THE ACCESSIBLE ROUTES TO THE STORE ENTRANCE. THIS WILL INCLUDE SEASONAL DISPLAY VENDING AREAS AS WELL AS OTHER OUTDOOR STORAGE UNITS FOR PROPANE AND ICE, ETC.

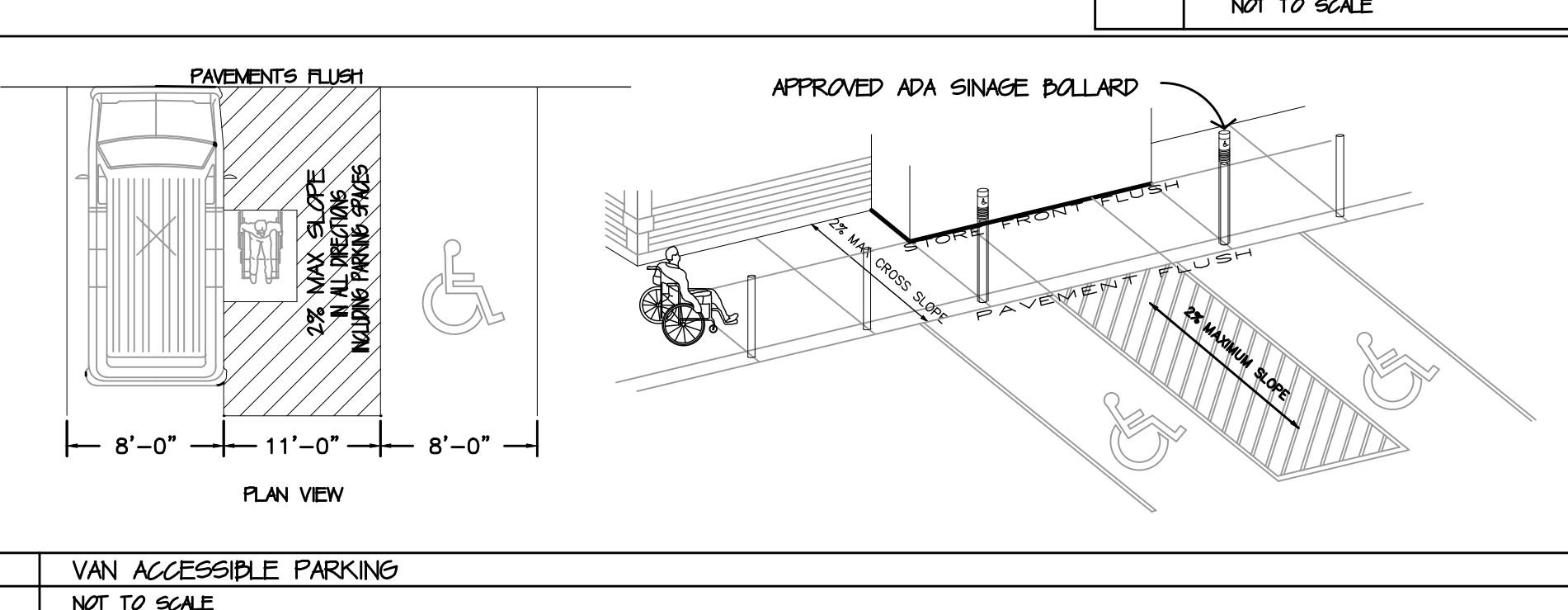
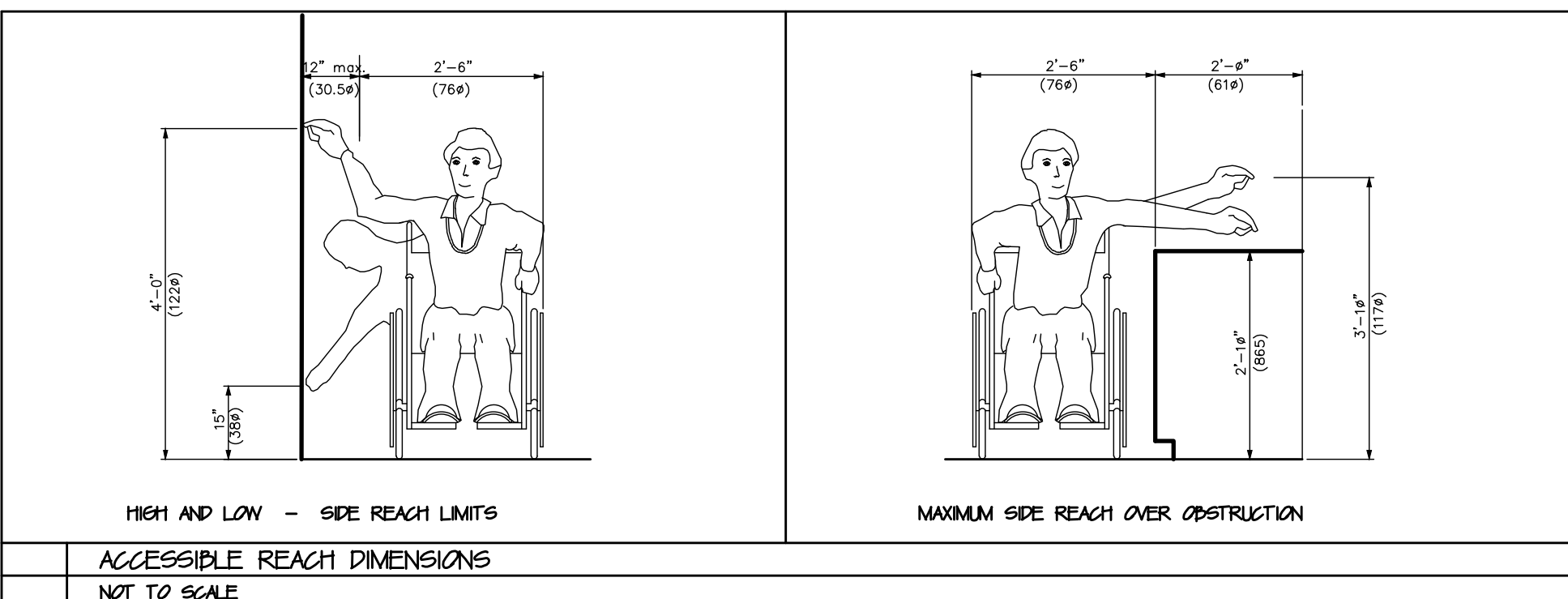
-PER A.D.A GUIDELINES- CLEAR WIDTH OF ACCESSIBLE ROUTES SHALL BE 36" AND PERMITTED TO BE REDUCED TO 32" FOR A LENGTH OF 24".

- ACCESS ISLES SERVING WHEEL CHAIR LIFTS OR CHAIR ACCESS FROM VEHICLES ARE REQUIRED TO BE NEARLY LEVEL IN ALL DIRECTIONS TO PROVIDE SAFE TRANSFER OF WHEELCHAIRS TO AND FROM VEHICLES. THE EXCEPTION WOULD BE FOR DRAINAGE. MAXIMUM SLOPE FOR THE ACCESS ISLE IS 1:48. NO CURB RAMPS SHALL BE A PART OF THE ACCESS ISLE.

-IDENTIFICATION SIGNS SHALL INCLUDE THE INTERNATIONAL SYMBOL OF ACCESSIBILITY WITH THE DESIGNATION OF 1 "VAN ACCESSIBLE" IN EVERY 8 ACCESSIBLE SPACES ON SITE.



**ADA BOLLARD SIGNAGE**  
NOT TO SCALE



KWIK TRIP, Inc.  
P.O. BOX 2107  
1626 OAK STREET  
LA CROSSE, WI 54602-2107  
PH. (608) 781-8988  
FAX (608) 781-8960

**raSmith**  
CREATIVITY BEYOND ENGINEERING  
16745 W. Bluemound Road  
Brookfield, WI 53005-5938  
(262) 781-1000  
rasmith.com

ACCESSIBLE PLAN	CONVENIENCE STORE #527	
	1700 PEWAUKEE RD WAUKESHA, WI	
#	DATE	DESCRIPTION
DRAWN BY	RAS	
SCALE	GRAPHIC	
PROJ. NO.	3190494	
DATE	2020-05-04	
SHEET	SP2.1	