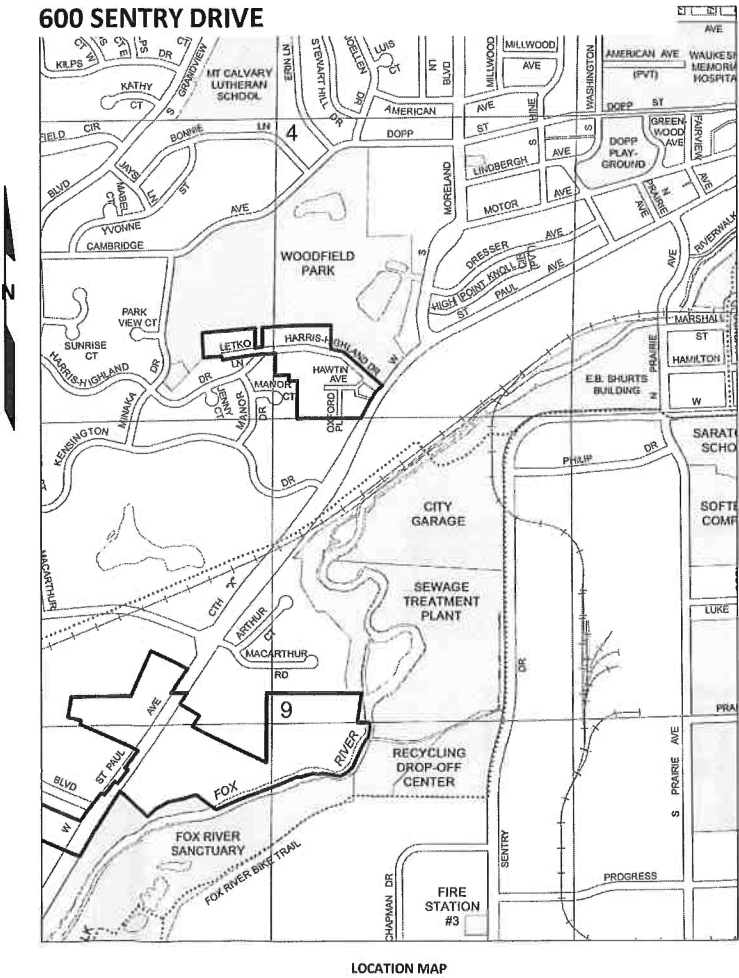









































# CITY OF WAUKESHA

## MOBILE VEHICLE BARRICADE (MVB) COLD STORAGE BUILDING

SECTION #	SHEET INDEX
TITLE	
01	TITLE PAGE & CONTACTS
02	PROJECT LAYOUT

- NOTE: LOCATION OF STRUCTURES AND OBSTACLES SHOWN SHALL NOT BE TAKEN AS CONCLUSIVE; VERIFICATION TO THE SATISFACTION OF THE CONTRACTOR SHALL BE ASSUMED AS A CONDITION OF THE CONTRACTOR'S BID.
- NOTE: EROSION CONTROL MEASURES:
1. FOLLOW DNR APPROVED EROSION CONTROL PLAN.
  2. REMOVE EXCESS SPOIL MATERIAL DAILY.
  3. CLEAN SEDIMENT FROM STREET DAILY.
  4. PROVIDE INLET PROTECTION PRIOR TO STARTING.
  5. GEOTEXTILE BAG REQUIRED FOR DEWATERING.



LEGEND	
	— BUSH
	— GAS VALVE
	— HYDRANT
	— JUNCTION BOX
	— LIGHT POLE
	— POWER POLE
	— SEWER MANHOLE
	— STORM INLET
	— STORM INLET WITH FILTER FABRIC PROTECTION
	— TELEPHONE PEDESTAL
	— TRAFFIC SIGNAL
	— X" TREE
	— WATER MANHOLE
	— WATER VALVE
	— CURB RAMP
	— DISTANCE FROM PROP. MH
	— DISTANCE FROM EXIST. MH
	— PROP. LATERAL
	— CAUTION SYMBOL
	— GUY WIRE
	— FENCE
	— ELECTRIC
	— WATER MAIN
	— COMMUNICATIONS
	— FORCE MAIN
	— GAS MAIN
	— SANITARY SEWER (EXIST)
	— PROPOSED SANITARY SEWER RELAY
	— PROPOSED SANITARY/STORM SEWER LINING
	— STORM SEWER (EXIST)
	— EXIST. GRADE-TOF OF CURB
	— PROP. SAWCUT AT PAVING LIMITS
	— EXIST. STREET LIGHT
	— EXIST. PULL BOX
	— PROPOSED STREET LIGHT BASE
	— PROPOSED LIGHTING PULL BOX 24x36 INCH
	— PROPOSED POLYETHYLENE DUCT 2 INCH
	— EXIST. CONTROL CABINET
	— EXIST. NONMETALLIC CONDUIT (STREET LIGHT SYSTEM)

CITY OF WAUKESHA DEPARTMENT OF PUBLIC WORKS		MOBILE VEHICLE BARRICADE (MVB) COLD STORAGE BUILDING			
APPROVED: _____	DATE: _____	SAN SEWER CHECKED BY: _____	ELE/SIG CHECKED BY: _____	PLOT SCALE : 0.000488	SHEET NO. 1 OF 1
APPROVED: _____	DATE: _____	STM SEWER CHECKED BY: _____	ROADWAY CHECKED BY: _____	PLOT DATE : 5/31/2024 1:01 PM	PROJECT NO: 2024-MVB COLD STORAGE

FILE NAME: C:\PROJECTS\2024\2024\_City Garage Cold Storage.dwg\2024-City Garage Cold Storage.dwg



**EROSION CONTROL LEGEND**

- INLET PROTECTION TYPE D
- DITCH CHECK
- SILT FENCE
- TRACKING PAD

CITY OF WAUKESHA  
DEPARTMENT OF PUBLIC WORKS

MOBILE VEHICLE BARRICADE (MVB) COLD STORAGE BUILDING  
EROSION CONTROL

APPROVED: _____	DATE: _____	DRAWN BY: MDV	PLOT SCALE: 1 IN:40 FT	SHEET NO. 1 OF 1
APPROVED: _____	DATE: _____	CHECKED BY: _____	PLOT DATE: 5/31/2024 1:04 PM	
PROJECT NO: 2024- MVB COLD STORAGE				

FILE NAME : O:\PROJECTS\2024\2024\_City Garage Cold Storage\dwg\2-02-City Garage Cold Storage- Erosion Control.dwg

