



CALL DIGGERS HOTLINE
811 or 1-800-242-8511
HOW: AREA 530-1181
WE START: 15:30 (5:30 PM)
REQUIRED: 1 HOUR (1 HOUR)
NOTICE: BEFORE YOU EXCAVATE



One Redwood Court
Racine, Wisconsin 53402
ph 262.639.9733
fx 262.639.9737
david@davidheller.com

| PLANT KEY | QUANTITY | PLANT MATERIAL PROPOSED | | CALIPER SIZE | ROOT | SPECIFICATION / NOTES |
|-----------|----------|-------------------------|-------------|--------------|------|-----------------------|
| | | BOTANICAL NAME | COMMON NAME | | | |

Proposed Landscape Construction Preparation
Remove (6) Evergreen Trees located North of Proposed Building

| PLANT KEY | QUANTITY | PLANT MATERIAL PROPOSED | | CALIPER SIZE | ROOT | SPECIFICATION / NOTES |
|-----------|----------|-------------------------|-------------|--------------|------|-----------------------|
| | | BOTANICAL NAME | COMMON NAME | | | |

Proposed Landscape Materials

| SHADE TREES (DECIDUOUS) | | | | | | |
|-------------------------|----------|---------------------------------|---------------------|--------------|------|---|
| PLANT KEY | QUANTITY | BOTANICAL NAME | COMMON NAME | CALIPER SIZE | ROOT | SPECIFICATION / NOTES |
| ABM | 1 | Acer xfreemania 'Autumn Blaze' | Autumn Blaze Maple | 2.5" | B&B | Straight central leader, full and even crown. Prune only after planting |
| SHL | 2 | Gleditsia triacanthos 'Skyline' | Skyline Honeylocust | 2.5" | B&B | Straight central leader, full and even crown. Prune only after planting |

| PLANT KEY | QUANTITY | PLANT MATERIAL PROPOSED | | CALIPER SIZE | ROOT | SPECIFICATION / NOTES |
|-----------------|----------|-------------------------|--------------------|--------------|------|---|
| | | BOTANICAL NAME | COMMON NAME | | | |
| EVERGREEN TREES | | | | | | |
| NS | 3 | Picea abies | Norway Spruce | 6-7" | B&B | Evenly shaped tree with branching to the ground |
| BHS | 3 | Picea densata 'glauca' | Black Hills Spruce | 6-7" | B&B | Evenly shaped tree with branching to the ground |

| PLANT KEY | QUANTITY | PLANT MATERIAL PROPOSED | | SHRUB SIZE | ROOT/CONT. | SPECIFICATION / NOTES |
|-----------|----------|-------------------------|-------------|------------|------------|-----------------------|
| | | BOTANICAL NAME | COMMON NAME | | | |

| EVERGREEN SHRUBS | | | | | | |
|------------------|---|---------------------------|---------------------------|-----|-----|----------------------------------|
| CGB | 3 | Buxus 'Chicagoland Green' | Chicagoland Green Boxwood | 18" | B&B | Full rounded well branched shrub |

| PLANT KEY | QUANTITY | PLANT MATERIAL PROPOSED | | CONTAINER SIZE | | SPECIFICATION / NOTES |
|-----------|----------|-------------------------|-------------|----------------|--|-----------------------|
| | | BOTANICAL NAME | COMMON NAME | | | |

| HERBACEOUS PERENNIALS | | | | | | |
|-----------------------|----|------------------------------------|--------------------------------|----|-------|--|
| PPCB | 6 | Heuchera micrantha 'Palace Purple' | Palace Purple Coralbells | #1 | Cont. | Full, well rooted plant, evenly shaped |
| CBSI | 11 | Iris sibirica 'Caesars' Brother' | Caesars' Brother Siberian Iris | #1 | Cont. | Full, well rooted plant, evenly shaped |

| | | | | | | |
|------|-------|---|--------------------------------------|--|----|--|
| LAWN | 1820 | Lawn Establishment Area / Grading Area | <i>Approx. 16,370 SF</i> | | SY | Cedar Creek Premium Blue Tag Seed Mix (Ph: 888-313-6807) |
| | 16370 | Erosion Matting for sloped seeded areas | <i>see plan for area delineation</i> | | SF | EroTex D575 Erosion Control Blanket (or approved equal) |

Hardscape Materials

| | | | | | | |
|----|--|--------------------------|--|----|--|---|
| 4 | Shredded Hardwood Mulch (3" depth) | <i>Approx. 385 SF</i> | | CY | | Bark Mulch; apply Preemergent after installation of mulch |
| 3 | Soil Amendments (2" depth) | <i>Approx. 385 SF</i> | | CY | | |
| 50 | Pulverized Topsoil (Lawn Area) | <i>Approx. 16,370 SF</i> | | CY | | |
| 3 | Pulverized Topsoil (2" over bed areas) | <i>Approx. 385 SF</i> | | CY | | |

*Landscape counts & quantities are provided as a service to the Landscape Contractor; Landscape Contractor is responsible for verifying these counts and quantities in order to provide a complete landscape installation as outlined on this Landscape Master Plan. In the event that a discrepancy occurs between this schedule and the Landscape Master Plan, the Landscape Master Plan including the graphics and notations depicted therein shall govern.

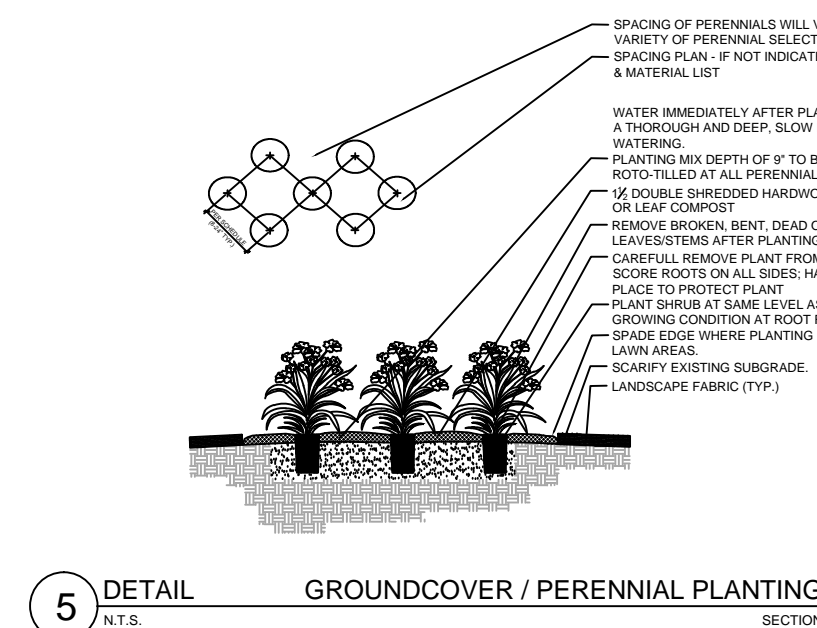
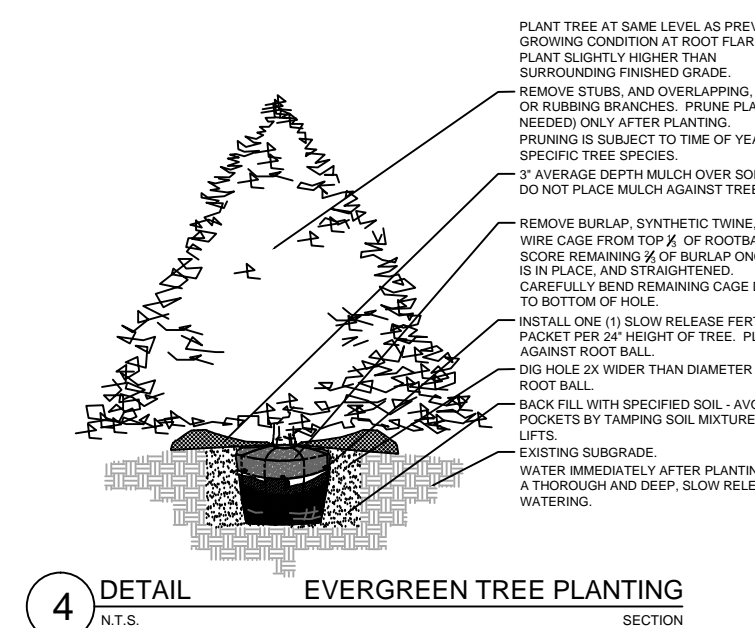
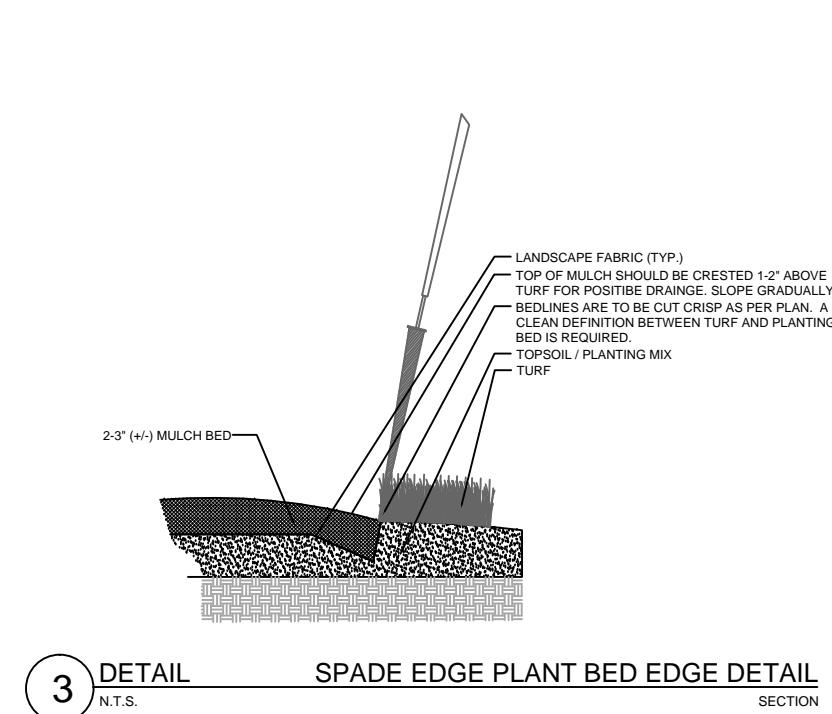
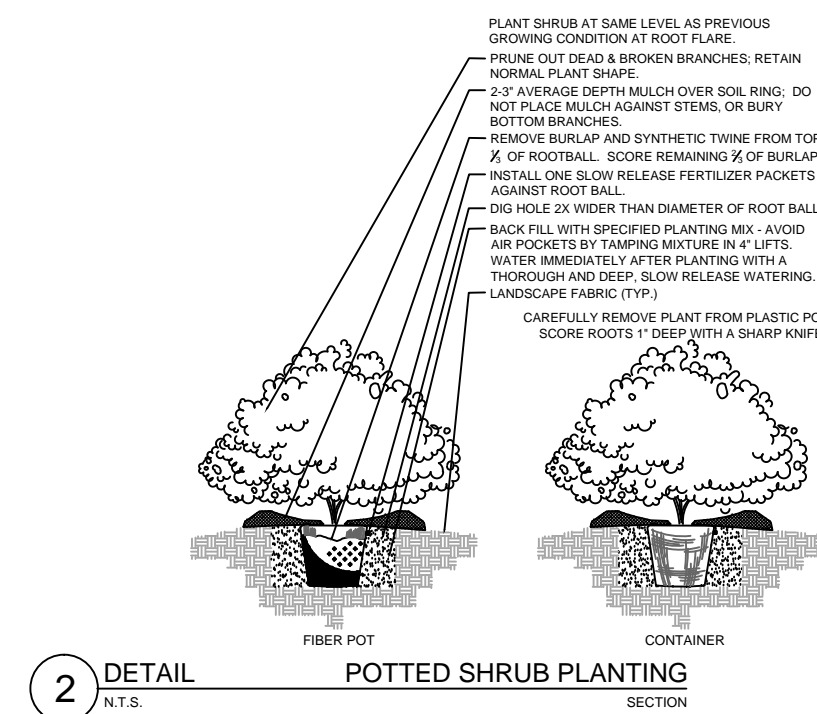
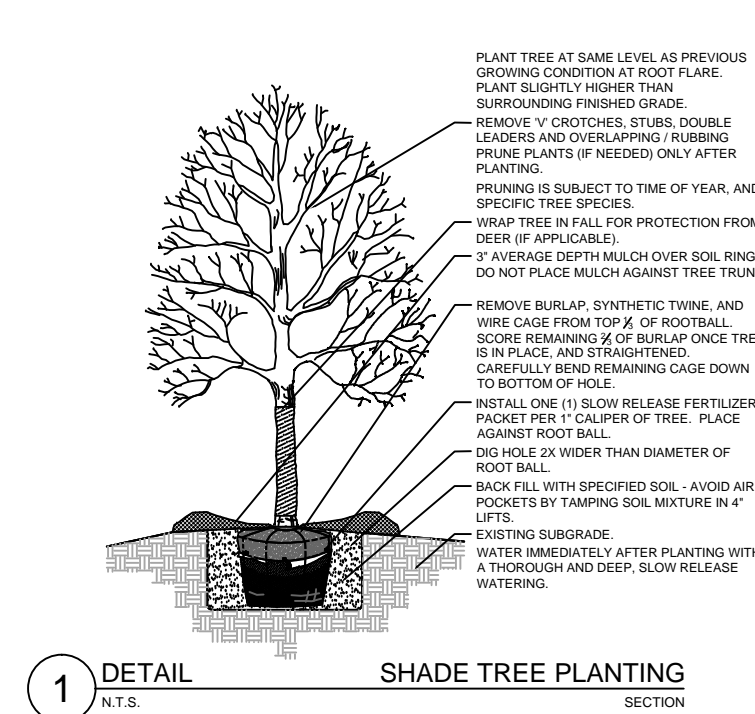
Seed Compositions:

Reinder's Deluxe 50 Seed Mix (262-786-3300):

- 20% Kentucky Bluegrass (Sod Quality)
- 15% Newport Kentucky Bluegrass
- 15% Ken Blue Kentucky Bluegrass
- 25% Creeping Red Fescue
- 15% Quebec Perennial Ryegrass
- 10% Fiesta III Perennial Ryegrass

Seed at rate of 150-200# per acre

LANDSCAPE & HARDSCAPE MATERIAL LIST



LANDSCAPE & HARDSCAPE DETAILS

- Contractor responsible for contacting Diggers Hotline (811 or 800-242-8511) to have site marked prior to excavation or planting.
- Contractor to verify all plant quantities shown on Plant & Material List and landscape planting symbols and report any discrepancies to Landscape Architect or General Contractor.
- All plantings shall comply with standards as described in American Standard of Nursery Stock - Z60.1 ANSI (latest version). Landscape Architect reserves the right to inspect, and potentially reject any plants that are inferior, compromised, undersized, diseased, improperly transported, installed incorrectly or damaged. No sub-standard "B Grade" or "Park Grade" plant material shall be accepted. Plant material shall originate from nursery(ies) with a similar climate as the planting site.
- Any potential plant substitutions must be approved by Landscape Architect or Owner. All plants must be installed as per sizes indicated on Plant & Material Schedule, unless approved by Landscape Architect. Any changes to sizes shown on plan must be submitted in writing to the Landscape Architect prior to installation.
- Topsoil in Parking Lot Islands (if applicable): All parking lot islands to be backfilled with topsoil to a minimum depth of 18" to insure long-term plant health. Topsoil should be placed within 3" of finish grade by General Contractor / Excavation Contractor during rough grading operations/activity. The landscape contractor shall be responsible for the fine grading of all disturbed areas, planting bed areas, and lawn areas. Crown all parking lot islands a minimum of 6" to provide proper drainage, unless otherwise specified.
- Tree Planting: Plant all trees slightly higher than finished grade at the root flare. Remove excess soil from the top of the root ball, if needed. Remove and discard non-biodegradable ball wrapping and support wire. Removed biodegradable burlap and wire cage (if present) from the top 1/3 of the rootball and carefully bend remaining wire down to the bottom of the hole. Once the tree has been placed into the hole and will no longer be moved, score the remaining 2/3 of the burlap and remove the twine. Provide one slow release fertilizer packets (per 1" caliper) for each tree planted.
- Tree Planting: Backfill tree planting holes 80% existing soils removed from excavation and 20% Soil Amendments (see Note 11). Avoid air pockets and do not tamp soil down. Discard any gravel, rocks, heavy clay, or concrete pieces. When hole is 3/4 full, trees shall be watered thoroughly, and water left to soak in before proceeding to fill the remainder of the hole. Water again to full soak in the new planting. Each tree shall receive a 3" deep, 4-5' diameter (see planting details or planting plan) shredded hardwood bark mulch ring / saucer around all trees. Do not build up any mulch onto the trunk of any tree. Trees that are installed incorrectly will be replaced at the time and expense of the Landscape Contractor.
- Shrub Planting: All shrubs to be planted in groupings as indicated on the Landscape Plan. Install with the planting of shrubs a 50% mix of Soil Amendments with blended, pulverized topsoil. Install topsoil into all plant beds as needed to achieve proper grade and displace undesirable soils (see planting detail). Remove all excessive gravel, clay and stones from plant beds prior to planting. When hole(s) are 2/3 full, shrubs shall be watered thoroughly, and water left to soak in before proceeding. Provide slow-release fertilizer packets at the rate of 1 per 24" height/diameter of shrub at planting.
- Mulching: All tree rings to receive a 3" deep layer of high quality shredded hardwood bark mulch (not pigment dyed or enviro-mulch). All shrub planting and perennial planting bed areas (groupings) shall receive a 2-3" layer of shredded hardwood bark mulch, and groundcover areas a 1-2" layer of the same mulch. Do not mulch annual flower beds (if applicable). Do not allow mulch to contact plant stems and tree trunks.
- Edging: All planting beds shall be edged with a 4" deep spade edge using a flat landscape spade or a mechanical edger. Bedlines are to be cut crisp, smooth as per plan. A clean definition between landscape beds and lawn is required. Pack mulch against lawn edge to hold in place.
- Plant bed preparation/Soil Amendment composition: All perennial, groundcover and annual areas (if applicable) are required to receive a blend of organic soil (Soil Amendments) amendments prior to installation. Roto-till the following materials at the following ratio, into existing soil beds or installed topsoil beds to depth of approximately 8"-10". Containerized and balled & burlapped plant material should be back-filled with amended soil:

Per 100 SF of bed area (Soil Amendment composition):

- 3/4 CY Peat Moss or Mushroom Compost
- 3/4 CY blended/pulverized Topsoil
- 1/4 CY composted manure

In roto-tilled beds only, also include in above mixture:
2 lbs Starter Fertilizer

- Installation preparation for all seeded areas: remove/kill off any existing unwanted vegetation prior to seeding. Prepare the topsoil (if adequate or provide as in item #6 above) and seed bed by removing all surface stones 1" or larger. Apply a starter fertilizer (20-10-5, or approved comparable) and specified seed uniformly at the specified rate, and provide mulch covering suitable to germinate and establish turf. Provide seed and fertilizer specifications to Landscape Architect and Owner prior to installation. Erosion control measures are to be used in swales and on slopes in excess of 1:3 and where applicable (see Civil Engineering Drawings). Methods of installation may vary at the discretion of the Landscape Contractor on his/her responsibility to establish and guarantee a smooth, uniform, quality turf. A minimum of 2" of blended, prepared and non-compacted topsoil is required for all lawn areas. If straw mulch is used as a mulch covering, a tackifier may be necessary to avoid wind dispersal of mulch covering. Marsh hay containing reed canary grass is NOT acceptable as a mulch covering.

An acceptable quality seed installation is defined as having:
No bare spots larger than one (1) square foot
No more than 10% of the total area with bare areas larger than one (1) square foot
A uniform coverage through all turf areas

- Warranty and Replacements: All plantings are to be watered thoroughly at the time of planting, through construction and upon completion of project as required. Trees, Evergreens, and Shrubs (deciduous and evergreen) shall be guaranteed (100% replacement) for a minimum of one (1) year from the date of project completion. Perennials, groundcovers, and ornamental grasses shall be guaranteed for a minimum of one (1) growing season. Perennials, groundcovers, and ornamental grasses planted after September 15th shall be guaranteed through May 31st of the following year. Only one replacement per plant will be required during the warranty period, except for losses or replacements due to failure to comply with specified requirements. Watering and general ongoing maintenance instructions are to be supplied by the Landscape Contractor to the Owner upon completion of the project.
- The Landscape Contractor is responsible for the watering and maintenance of all landscape areas for a period of 45 days after the substantial completion of the landscape installation. This shall include all trees, shrubs, evergreens, perennials, ornamental grasses, turf grass, no-mow grass, and native prairie seed mix / stormwater seed mix. Work also includes weeding, edging, mulching (only if required), fertilizing, trimming, sweeping up grass clippings, pruning and deadheading.
- Project Completion: Landscape Contractor is responsible to conduct a final review of the project, upon completion, with the Landscape Architect, Client or Owner / Client Representative, and the General Contractor to answer questions, provide written care instructions for new plantings and turf, and insure that all specifications have been met.

LANDSCAPE GENERAL NOTES



the Consortium ae LLC
2022 E. North Avenue | Milwaukee | WI 53202 | Gregg Prossen, Principal
TELEPHONE 414-406-7625

Project:

SKYLINE -
MEDICO MART

2323 CORPORATE
DRIVE

Location:
WAUKESHA, WI 53189



Sheet:

LANDSCAPE NOTES,
DETAILS & SCHEDULES

| Date: | Issue Set: |
|----------|------------|
| 01.20.16 | Issue Set |
| 02.01.16 | Revisions |

Date:
2016-02-01 Waukesha PC

Project No.:
0015-37

Sheet No.:

L1.1