



2018 ANNUAL BUDGET



City of



Waukesha

2018 Executive Budget Index

Fund		Page #
	<u>Mayor's Message</u>	<u>1</u>
	<u>City Profile</u>	<u>2-9</u>
	<u>Executive Summary Letter</u>	<u>10-12</u>
	<u>Notice of Public Hearing</u>	<u>13</u>
100	<u>Consolidated Budget Summary</u>	<u>14-17</u>
	<u>Outstanding Debt Summary</u>	<u>18</u>
100	<u>General Fund</u>	<u>19</u>
	<u>General Fund Revenues</u>	<u>20-28</u>
	<u>General Fund Expenditures</u>	<u>29</u>
	<u>General Government</u>	<u>30</u>
	<u>Administration</u>	<u>31</u>
	<u>City Administrator</u>	<u>32</u>
	<u>Mayor's Office</u>	<u>33</u>
	<u>City Council</u>	<u>34</u>
	<u>Municipal Court</u>	<u>35-36</u>
	<u>Human Resources</u>	<u>37-40</u>
	<u>Assessor's Office</u>	<u>41-42</u>
	<u>Finance</u>	<u>43-44</u>
	<u>City Clerk/Treasurer</u>	<u>45</u>
	<u>Clerk</u>	<u>46</u>
	<u>Elections</u>	<u>47</u>
	<u>Treasurer</u>	<u>48</u>
	<u>Attorney's Office</u>	<u>49-50</u>
	<u>Community Development</u>	<u>51</u>
	<u>Planning</u>	<u>52</u>
	<u>Redevelopment Authority</u>	<u>53</u>
	<u>Landmarks</u>	<u>54</u>
	<u>Tourism</u>	<u>55</u>
	<u>Weed Control</u>	<u>56</u>
	<u>City Hall</u>	<u>57-58</u>
	<u>Information Technology</u>	<u>59-61</u>
	<u>Public Safety</u>	<u>62</u>
	<u>Police Department</u>	<u>63-74</u>
	<u>Fire Department</u>	<u>75-81</u>
	<u>Community Development-Building Inspection</u>	<u>82-83</u>
	<u>Other Public Safety Services</u>	<u>84</u>
	<u>Emergency Government</u>	<u>85</u>
	<u>Police & Fire Commission</u>	<u>86</u>
	<u>Animal Shelter</u>	<u>87</u>
	<u>Police Reserve</u>	<u>88</u>
	<u>School Crossing Guards</u>	<u>89</u>
	<u>Weights & Measures</u>	<u>90</u>

2018 Executive Budget Index

Fund		Page #
100	General Fund Expenditures (Continued)	
	Public Works	91
	Engineering Department	92-94
	Public Works/Street Maintenance	95-102
	Culture & Recreation	103
	Library	104-115
	Parks, Recreation & Forestry	116
	Parks	117-121
	Recreation	122-125
	Forestry	126
	Community Special Events	127-128
	Solid Waste Management	129
	Garbage Collection	130-131
	Composting	132-133
	West Ave. Landfill	134-135
	Recycling	136-137
	Non-Departmental	138
	Tax Assessment Refunds	139-140
	Property & Liability Insurance	141-142
	Unallocated Employee Benefits	143-144
	Contingency	145-146
	General Fund Operating Transfers	147-151
	Special Revenue Funds	152
206	Fire Historical Preservation	153-154
207	Citywide Fiber Maintenance	155-156
225	Parks & Recreation Special Revenue Fund	157-161
226	Carl Zach Cycling	162-163
227	Oktoberfest	164-165
228	Sponsorships (General) Events	166-169
230	Public Works Impact Fees	170-171
240	Parkland Dedication	172-173
241	Library Impact Fees	174-175
242	Police Department Impact Fees	176-177
243	Civic Band	178-179
265	Library Café	180-181
270	JanBoree Special Revenue	182-183
300	Debt Service Fund	184-185

Capital Projects Funds (See Community Investment Program document)

2018 Executive Budget Index

Fund		Page #
	<u>Enterprise Funds</u>	<u>186</u>
602	<u>Parking Utility</u>	<u>187-193</u>
603	<u>Clean Water Plant</u>	<u>194-201</u>
604	<u>Prairie Home Cemetery</u>	<u>202-206</u>
607	<u>Waukesha Transit System</u>	<u>207-209</u>
	<u>Internal Service Funds</u>	<u>210</u>
720	<u>Printing</u>	<u>211-212</u>
760	<u>Dental & Life Insurance</u>	<u>213-216</u>
761	<u>Health Insurance</u>	<u>217-219</u>
770	<u>Other Insurances (Prop & Liab, Worker's Compensation, etc)</u>	<u>220-224</u>
	<u>Trust Funds</u>	<u>225</u>
814	<u>Emergency Medical Assistance Trust</u>	<u>226-228</u>
817	<u>Federal Confiscated Property Trust</u>	<u>229-231</u>
818	<u>State Confiscated Property Trust</u>	<u>232-233</u>
819	<u>Sick Leave Conversion</u>	<u>234-235</u>
844	<u>H.B. Mills Trust</u>	<u>236-237</u>
841/842/845/850	<u>Cemetery Trusts</u>	<u>238-242</u>
843	<u>Library Endowments</u>	<u>243-247</u>

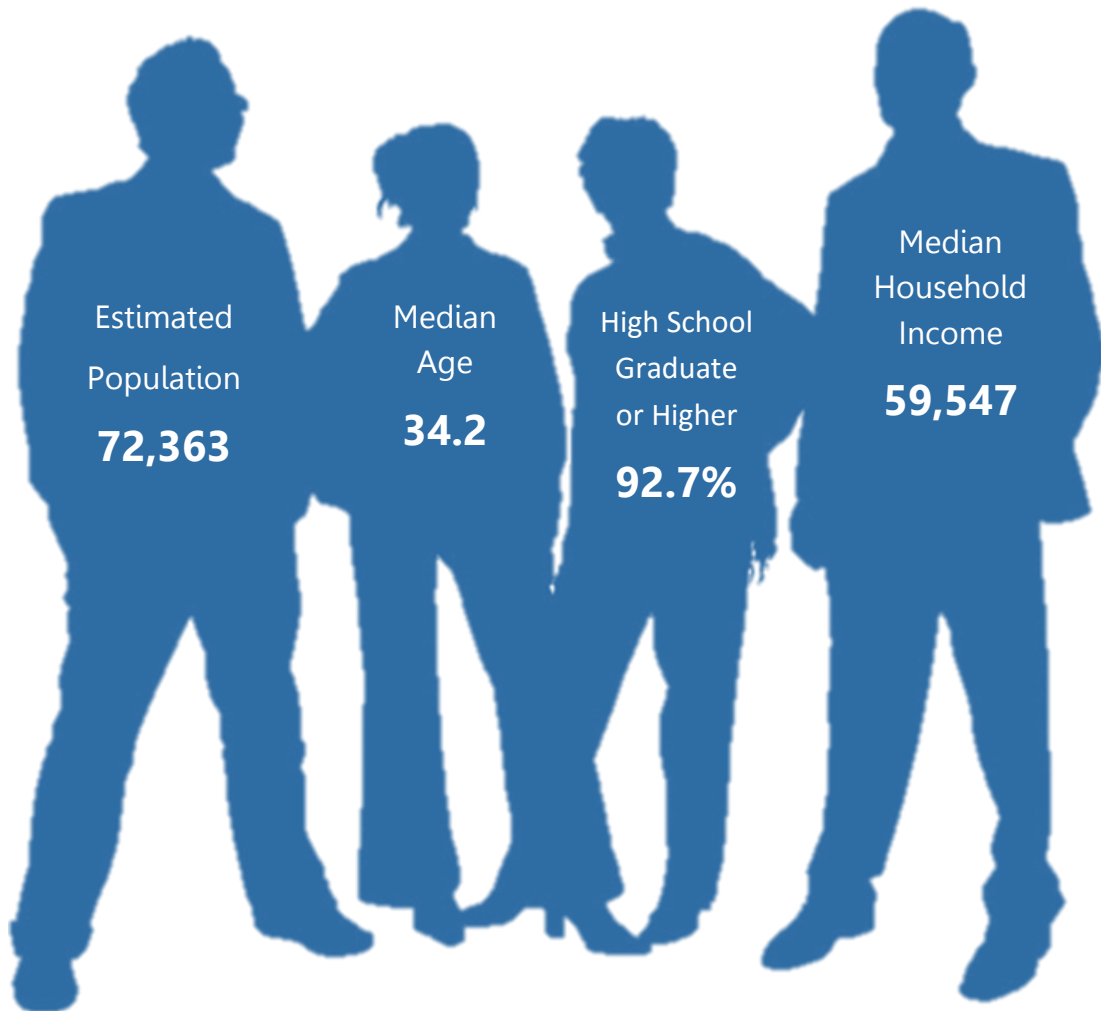
This page intentionally left blank for Mayor's Message

CITY OF WAUKESHA PROFILE



OVERVIEW

The City of Waukesha, WI is an award winning, growing community located along the shores of the Fox River, 15 miles west of Milwaukee. As the seventh largest City in the state with close to 72,000 people, Waukesha is the manufacturing hub of Waukesha County and home to many of the area's largest employers. The City has a thriving historic downtown boasting concerts, a farmer's market, scenic Riverwalk and unique festivals. Waukesha also includes great neighborhoods, excellent schools, and an award winning park system, all helping to make it the perfect place to live, work, and play.



LOCATION


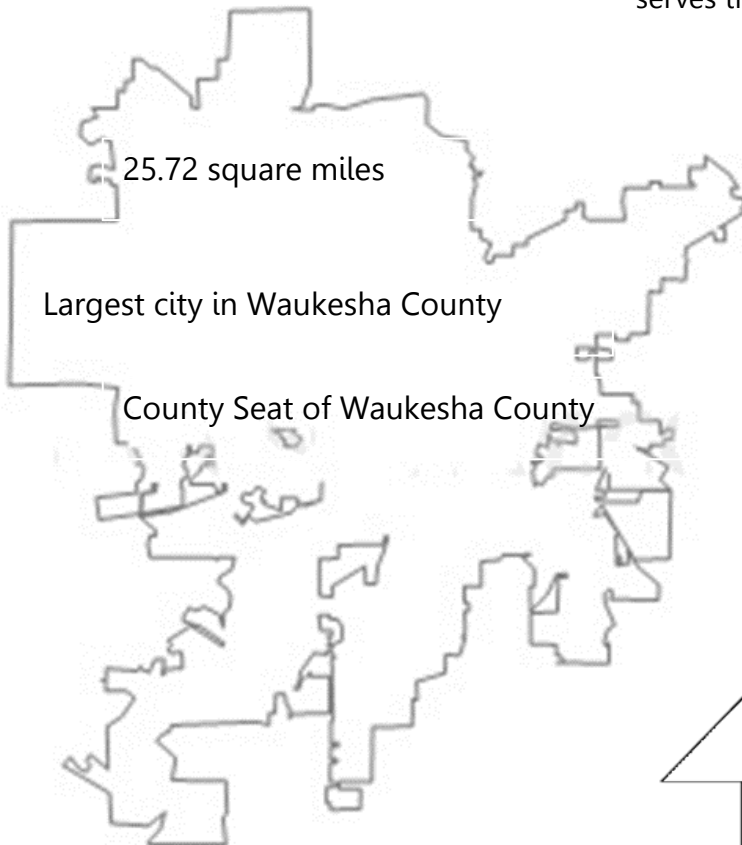


- 25** miles northwest of Milwaukee Mitchell International Airport
- 19** miles west of downtown Milwaukee
- 71** miles east of downtown Madison
- 106** miles northwest of downtown Chicago

From Mitchell International Airport in-flight times*:

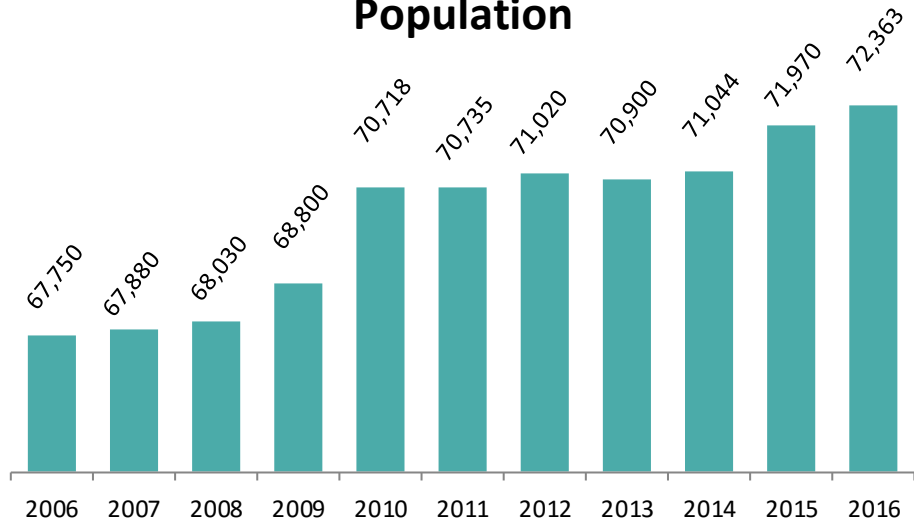
- 2.16** hours to New York
- 1.83** hours to Washington D.C.
- 4.75** hours to Miami
- 0.92** hours to Chicago
- 4.58** hours to Los Angeles
- 2.66** hours to Dallas

* Waukesha County Regional Airport – Crites Field also serves the city

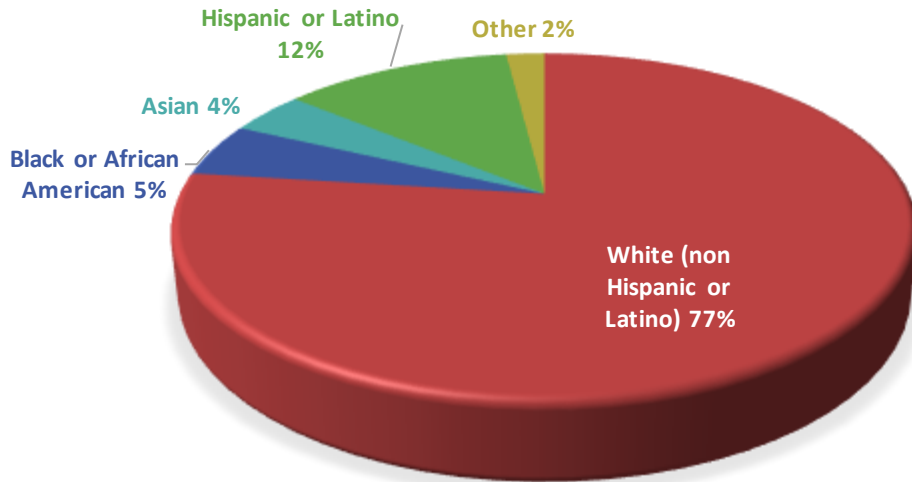


DEMOGRAPHICS

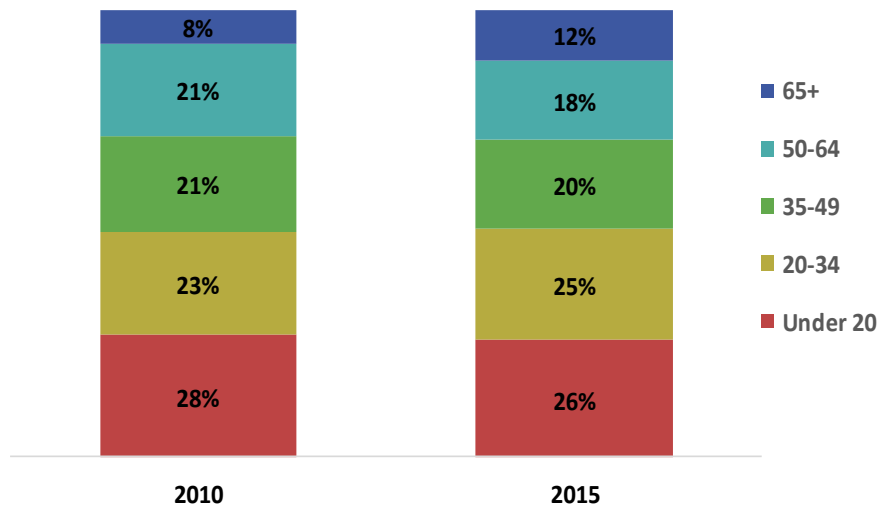
Population



Ethnic Composition

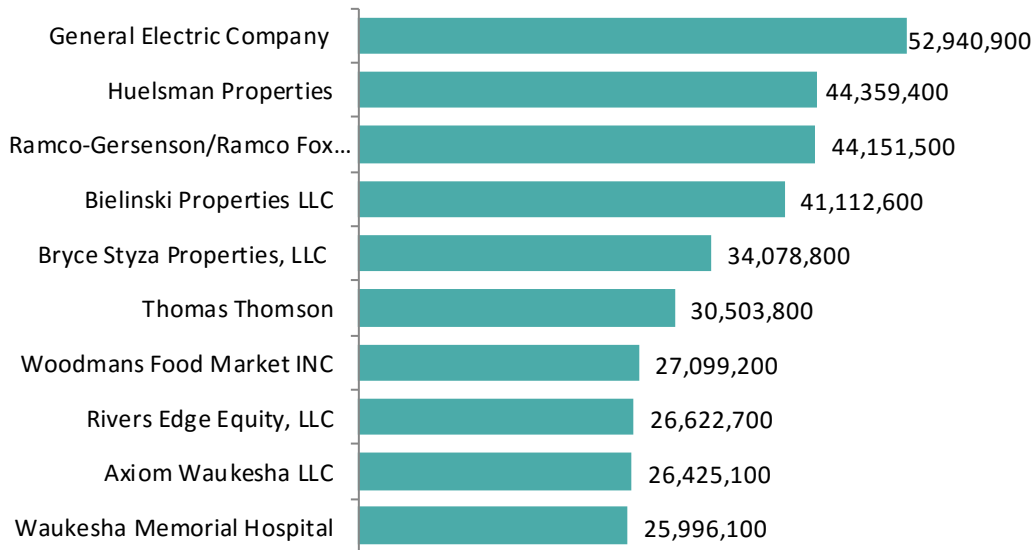


Age of Population

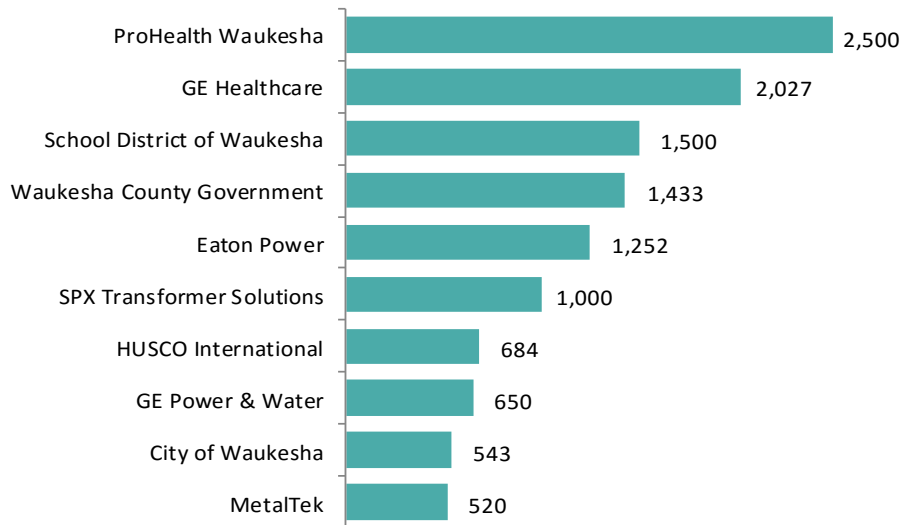


LABOR FORCE

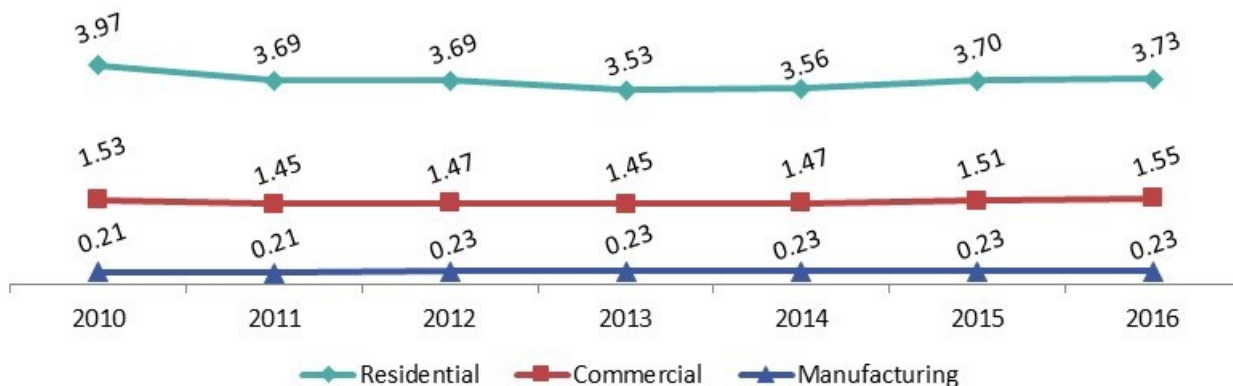
Top Tax Payers- Assessed Value (2016)



Largest Employers by Number of Employees



Total Taxable Property Values by Land Use (in Billions)



Amenities

Transportation

- Major highways are I94, SH16, SH18, SH59, and SH164
- SH164 connects to I43
- 12 city bus routes
- 4 county bus routes
- Canadian National Railroad



Waukesha Public Library

- Books, eBooks, periodicals, audio/visual materials, electronic audio/visual material
- Programming for all ages
- Community facilities
- High speed internet access and computer work stations

Recreation

- Over 1,100 acres of parkland with 29 parks
- Over 900 recreational programs
- Two outdoor aquatic facilities, skatepark, 48 tennis/pickleball courts, and band shell
- Special events throughout the year



Health Care/Hospitals

- ProHealth Care
- Waukesha Memorial Hospital
- Rehabilitation Hospital of Wisconsin
- ProHealth Care Urgent Care
- Sixteenth Street Clinic

Schools

School District of Waukesha

High Schools

- North
- South
- West
- Lowell
- Meadowbrook
- Prairie
- Rose Glen
- Summit View
- Wittier

Middle Schools

- Butler
- Les Paul
- Horning

Elementary Schools

- Banting
- Bethesda
- Blair
- Hadfield
- Hawthorne
- Heyer
- Hillcrest

Charter Schools

- Waukesha STEM Academy – Randall Campus
- Waukesha STEM Academy – Saratoga Campus
- eAchieve Academy
- Waukesha Academy of Health Professions
- Waukesha Engineering Preparatory Academy
- Waukesha East Alternative



- Catholic Memorial High School
- St. Mary's Elementary School
- St. Joseph's Elementary School

Private Schools

- St. William Elementary School
- Montessori School of Waukesha

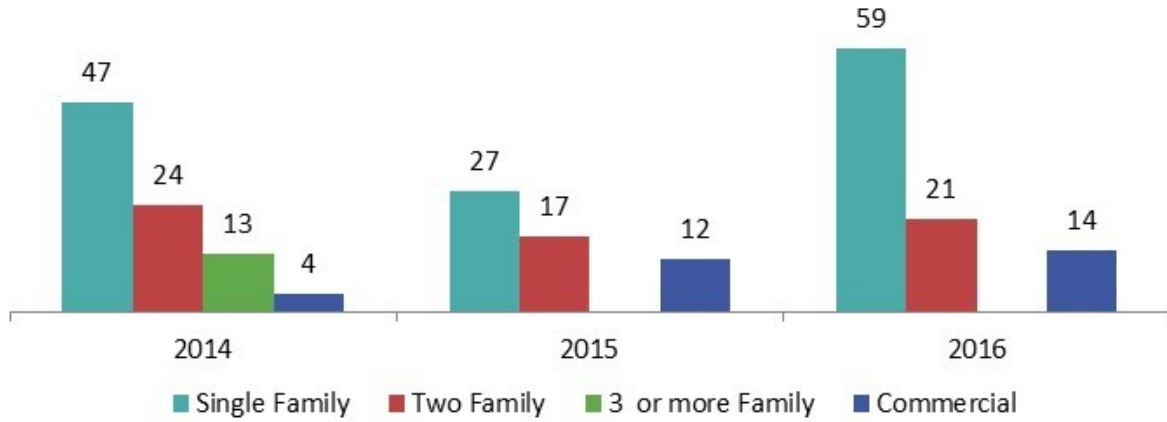
Higher Education

- Carroll University – Private Presbyterian University, oldest college in the state. Liberal Arts school with more than 60 areas of study offering 4 year Bachelor degrees and Master's degrees. Enrollment approximately 3,400 undergraduate and graduate students.
- University of Wisconsin-Waukesha – Part of the UW system offers two-year Associate degrees with the option for students to transfer to four-year institutions to complete undergraduate education.
- Waukesha County Technical College – Satellite campus in the downtown Waukesha with main Campus just five miles from downtown. With more than 150 areas of study offering Associate degrees, technical diplomas, and short-term certificates.
- New Tribes Bible Institute – one of two campuses within the United States.

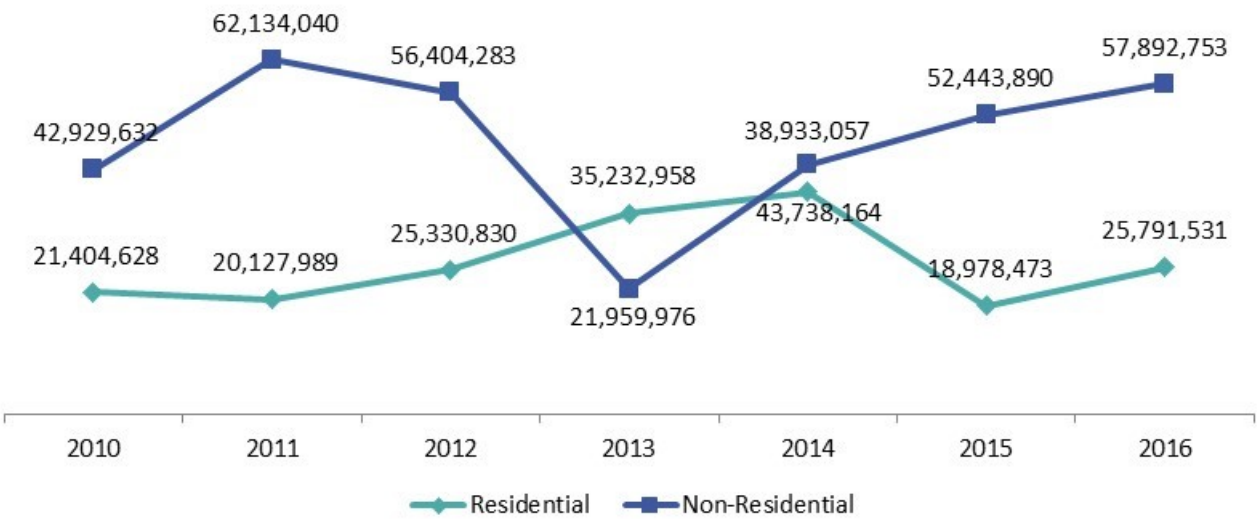


Permits and Building

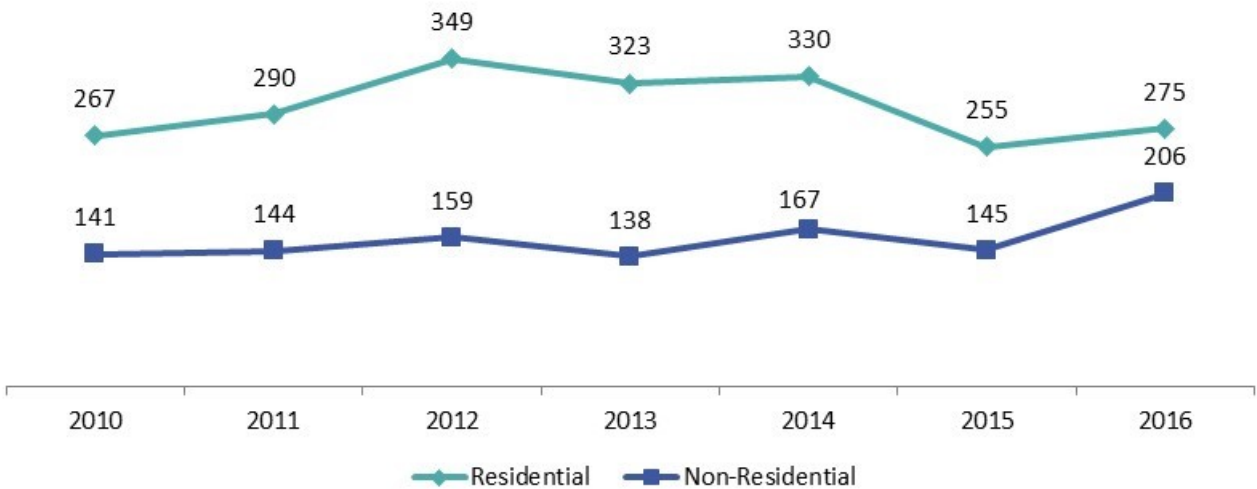
New Buildings



Permit Valuations

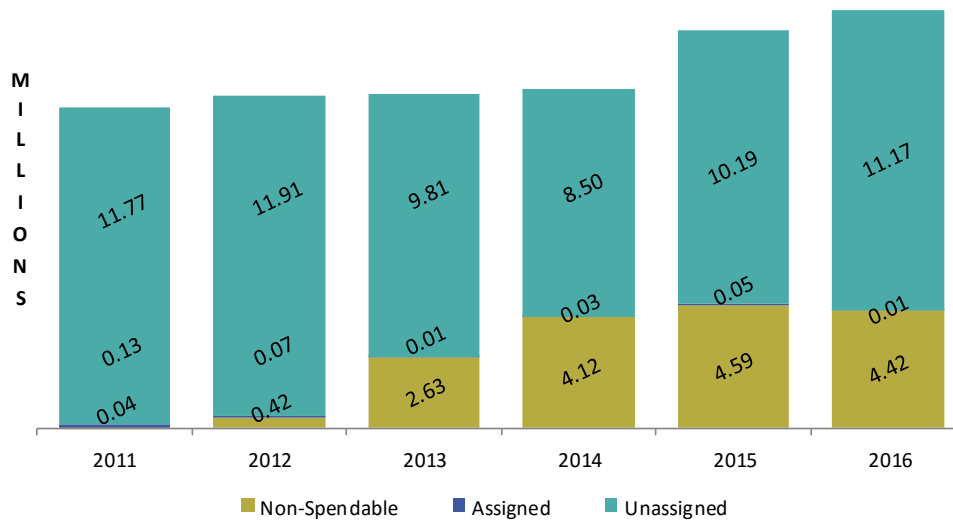


Building Permit Activity



Financial Indicators

General Fund Equity



Year	Budgeted (Original) General Fund Expenditures	Budgeted (Final) General Fund Expenditures	Actual General Fund Expenditures	Actual as % of Budgeted
2017 Projected	\$ 64,975,755	n/a	n/a	n/a
2016	\$ 60,944,390	\$ 61,109,130	\$ 59,977,489	98.10%
2015	\$ 60,292,163	\$ 60,327,679	\$ 58,935,100	97.7%
2014	\$ 59,064,812	\$ 59,238,232	\$ 59,562,459	100.6%
2013	\$ 58,120,228	\$ 58,791,892	\$ 59,098,421	100.5%
2012	\$ 57,203,759	\$ 58,080,768	\$ 57,652,178	99.3%
2011	\$ 57,755,085	\$ 58,662,091	\$ 58,204,934	99.2%
2010	\$ 57,184,250	\$ 57,345,995	\$ 56,416,001	98.4%
2009	\$ 55,474,733	\$ 55,960,472	\$ 54,725,884	97.8%

Year	Assessed Values	Equalized Valuation (TID IN)	Equalized Validation (TID OUT)
2017	n/a	n/a	n/a
2016	\$ 5,698,099,200	\$ 5,877,157,700	\$ 5,627,633,500
2015	\$ 5,636,260,800	\$ 5,664,111,600	\$ 5,452,167,200
2014	\$ 5,442,458,500	\$ 5,546,910,300	\$ 5,330,832,900
2013	\$ 5,388,817,500	\$ 5,389,651,300	\$ 5,212,483,900
2012	\$ 5,587,211,280	\$ 5,426,429,500	\$ 5,211,854,800
2011	\$ 5,532,515,250	\$ 5,767,116,700	\$ 5,618,522,100
2010	\$ 5,925,312,580	\$ 5,904,933,100	\$ 5,732,402,600

To: Mayor and City Council
CC: Department Directors
From: Kevin Lahner, City Administrator
Subject: 2018 Executive Budget Summary
Date: September 8, 2017

Dear Honorable Mayor Shawn Reilly and Members of the City Council:

The proposed 2018 budget represents a tremendous amount of work by a considerable portion of our team. As I have stated in past years, while we will spend the next few months politely debating dollar figures of various amounts, the 2018 Budget Document is truly a policy document. It is a representation of the values of our community as expressed by our City Leaders. The values are expressed in terms of the amount of resources we have committed to our programs, departments and personnel.

Budget Values

The Common Council has again expressed a strong desire to maintain and enhance our public safety program as well as commit additional resources to economic development and maintaining our community character. On the capital side, we are also continuing our robust infrastructure replacement program and discussing the future of our City Hall. The 2018 budget reflects those priorities and addresses critical needs. We are also continuing our conservative budget approach to enhance our unreserved fund balance and keep expenditures under control. Fortunately, economic growth has allowed for slight increases in both the Expenditure Restraint Cap and Levy Limit restrictions. The lift in both these caps allows for slight growth within our budget, primarily focused on retaining our employees.

Public Safety - We are continuing to phase in additional Community Service Officers (CSO). The proposed budget includes two more Community Service Officers, adding to the two that were included in 2017. The Community Service Officers offer great services at a low cost, and act as a recruitment tool for future police officers.

During Fiscal Year 2018, the new Fire Station #3 will be complete, allowing us to more quickly respond to our fastest growing areas of the City. The budget also includes replacing one ambulance and small increases in ambulance fees that align with our soft collection policy for residents.

Both the Fire Department and Police Union three-year contracts are effective January 1, 2016 through December 31, 2018. Both contracts offer fair and equitable pay rates, while ensuring that the public safety employees are paying for their fair share of the Wisconsin Retirement System pension contribution and health insurance premiums. We will begin negotiations on a new three-year contract in 2018.

Economic Development – The budget reflects our participation in the new Waukesha County Center for Growth. I currently serve on the Center for Growth Board, and have been actively involved in discussions related to recruitment and retention of Waukesha businesses. Additionally, the Center for Growth is starting a collaborative loan fund to assist with future economic development. We are also continuing our partnerships in Downtown Waukesha as we implement the next phase

of our Downtown branding effort and support a multitude of special events that add to our quality of life. Lastly, we will continue to explore the use of Tax Increment Financing Districts to promote economic growth in the appropriate areas.

Infrastructure Needs – We are again proposing an aggressive Community Investment Program (CIP) to address our road, wastewater and storm sewer systems. More than \$7.2 million are committed to our roads and related infrastructure. Included in this year’s program is the first phase of the Northview Road project, which starts at our eastern City Limits and continues to Tallgrass Boulevard. Other streets on tap for this year include Fairview Avenue, and Motor Avenue. We are continuing with our flood mitigation program, which identified more than \$60 million in needed enhancements to our storm sewer and water infiltration systems. In 2018, approximately \$1.2 million is being committed to storm sewer improvements in the areas of Lawndale Avenue and Hine Avenue.

On the Wastewater side, we continue to improve our sewer collection system and plan to invest \$12.75 million in 2018. We have already made significant upgrades to our Wastewater Treatment Plan in anticipation of the addition of Lake Michigan water. We are also continuing a robust maintenance program for our sanitary sewer collection systems, including rehabbing aging pipes and refurbishing pump stations.

Retaining a Quality Workforce - Notable items in the Operating Budget include a 2.5 percent wage increase for all employees. This is the beginning of our pay-for-performance program which will begin implementation on January 1, 2018. We continue to see great success with the joint City/County/School District Employee Wellness Center, offering low-cost health care options to our employees, while also reducing our health insurance claims costs.

We are also proposing the addition of two employees. The Library is proposing an additional positing which will be partially funded by the Waukesha School District, and Community Development is proposing adding an additional associate planner/code enforcement officer. The Community Development position aligns with the council’s priorities related to improving and enhancing our neighborhoods.

Expenditure Restraint Program Challenges

The Expenditure Restraint Program provides the City with approximately \$1.9 million if we limit budgeted expenditure growth to an amount that is equal to the previous year’s budgeted expenditures plus an inflation and valuation factor. The inflation factor equals the average annual percentage change in the U.S. consumer price index for all urban consumers as determined by the U. S. Department of Labor for the 12-month period from October 1 to September 30 prior to the year for which the municipal budget is determined. The valuation factor equals 60% of the percentage change in the municipality’s equalized value due to net new construction (new improvements minus improvements removed), but no more than 2% and no less than 0%.

This year, the Expenditure Restraint program will allow expenditures for the City to rise 2.7 percent. The increase is due to new economic growth in our area as both the CPI and net new construction have increased over last year. The proposed budget falls below both the ERP and state-imposed Levy Limit caps.

The result is that the budget will result in a tax decrease on the average home, valued at \$188,600. The tax bill on the average home will see a reduction of \$37.54, if the proposed budget is adopted.

Budget Book Enhancements

Lastly, we are continuing to make improvements to our electronic Budget Book. This year we have established an interactive table of contents as well as indexing and buttons that will return the user to the Table of Contents. We have again improved upon our budgetary reports. There are also useful statistics and tables in the front of the book that can help the public and Common Council identify trends.

The budget represents months of hard work by our senior leadership staff and the Budget Team. Some special thanks goes out to all the employees who have played a part in the creation of the budget submittal. We look forward to presenting the budget to the Finance Committee and Common Council and engaging in a significant discussion around the City of Waukesha's values and priorities.

Sincerely,



Kevin M. Lahner
City Administrator

BUDGET BREAKDOWN

\$66.7 M

GENERAL FUND REVENUES

This represents Property Taxes, State Aids, License and Permits, Fines and Forfeitures and Transfers from Other Funds

\$8.1M

GENERAL GOVERNMENT

This represents total expenditures for the areas of City Council, Municipal Court, Mayor, City Administrator, Human Resources, Assessor, Finance Department, Clerk/Treasurer, City Attorney, Community Development and Information Technology

\$32.2 M

PUBLIC SAFETY

Total spending for Police, Fire, Building Inspections, and Animal Shelter among others

\$8.9 M

PUBLIC WORKS

This represents the total budget for Engineering and Street Maintenance

\$9.5 M

CULTURE AND RECREATION

Total spending for Parks, Recreation and Forestry as well as the City's contribution to the Waukesha Public Library

\$3.0 M

SOLID WASTE MANAGEMENT

All expenses for garbage collection, composting, recycling and maintenance of the West Avenue Landfill

This page intentionally left blank for Notice of Public Hearing

2018 Consolidated Budget Summary

Funds with Levy Support

<i>General Fund Revenues - Fund 100</i>	2014		2015		2016 Adopted		2017	2017	2018	2017 Adopted vs
	<i>Adopted Budget</i>	<i>2014 Actual</i>	<i>Adopted Budget</i>	<i>2015 Actual</i>	<i>Budget</i>	<i>2016 Actual</i>	<i>Adopted Budget</i>	<i>Projected Actual</i>	<i>Executive Budget</i>	<i>2018 Executive Budgets</i>
Taxes	\$ 42,125,938	\$ 42,527,442	\$ 43,354,646	\$ 43,620,401	\$ 43,398,934	\$ 43,668,105	\$ 46,482,463	\$ 46,485,043	\$ 48,440,312	4.21%
Intergovernmental Revenues	7,564,364	7,566,675	7,579,068	7,780,151	7,539,850	7,692,524	8,344,998	8,389,217	8,555,998	2.53%
License/Permits	1,853,870	2,063,302	2,079,600	2,186,703	2,006,000	2,022,090	2,066,760	2,038,636	2,011,891	-2.65%
Penalties/Forfeiture	1,003,000	856,046	889,500	878,637	880,600	755,896	865,100	799,603	810,250	-6.34%
Public Charges for Service	3,332,852	3,063,843	3,358,734	3,582,471	3,829,547	3,156,217	3,829,055	3,248,667	3,499,678	-8.60%
Interdepartmental Charges	1,263,211	1,397,964	1,144,117	1,129,578	1,237,812	1,534,027	1,285,247	1,306,827	1,109,483	-13.68%
Miscellaneous Revenue	412,265	513,630	404,244	338,566	480,522	304,907	308,504	506,289	420,256	36.22%
Transfers from Funds	1,692,365	1,790,232	1,792,944	1,808,594	1,774,894	1,833,990	1,793,628	1,793,628	1,875,114	4.54%
Total Revenue	\$ 59,247,865	\$ 59,779,134	\$ 60,602,853	\$ 61,325,101	\$ 61,148,159	\$ 60,967,756	\$ 64,975,755	\$ 64,567,910	\$ 66,722,982	2.69%

<i>General Government Expenditures</i>	2014		2015		2016 Adopted		2017	2017	2018	2017 Adopted vs
	<i>Adopted Budget</i>	<i>2014 Actual</i>	<i>Adopted Budget</i>	<i>2015 Actual</i>	<i>Budget</i>	<i>2016 Actual</i>	<i>Adopted Budget</i>	<i>Projected Actual</i>	<i>Executive Budget</i>	<i>2018 Executive Budgets</i>
City Council	\$ 108,923	\$ 103,087	\$ 104,207	\$ 102,843	\$ 107,823	\$ 106,096	\$ 107,823	\$ 107,721	\$ 108,223	0.37%
Municipal Court	350,246	339,890	348,368	343,824	346,306	344,036	353,122	343,765	352,409	-0.20%
Mayors Office	172,656	174,126	191,270	189,107	191,487	180,807	187,623	187,467	194,084	3.44%
City Administrator	299,941	256,288	295,988	328,782	309,919	342,468	313,816	321,901	327,624	4.40%
Human Resources	266,401	270,191	367,631	340,945	334,846	316,347	399,928	355,092	433,785	8.47%
Assessor	481,166	476,056	498,643	495,469	491,021	488,033	506,092	507,572	506,391	0.06%
Financial Department	630,797	588,891	742,617	592,136	732,900	698,636	786,988	761,116	823,185	4.60%
City Clerk/Treasurer/Elections	670,841	742,755	751,619	784,424	875,730	798,119	724,679	709,612	781,236	7.80%
City Attorney	636,123	659,110	612,314	577,798	612,677	626,143	632,635	610,033	631,761	-0.14%
Community Development	802,190	764,708	812,166	710,826	876,200	906,058	914,758	915,324	933,607	2.06%
City Hall	236,900	219,573	241,021	207,700	239,081	164,484	194,342	187,127	202,118	4.00%
Information Technology	2,206,774	2,244,822	2,492,679	2,198,347	2,521,958	2,479,016	2,690,971	2,586,837	2,832,802	5.27%
Total	\$ 6,862,958	\$ 6,839,497	\$ 7,458,523	\$ 6,872,201	\$ 7,639,948	\$ 7,450,243	\$ 7,812,777	\$ 7,593,567	\$ 8,127,225	4.02%

<i>Public Safety Expenditures</i>	2014		2015		2016 Adopted		2017	2017	2018	2017 Adopted vs
	<i>Adopted Budget</i>	<i>2014 Actual</i>	<i>Adopted Budget</i>	<i>2015 Actual</i>	<i>Budget</i>	<i>2016 Actual</i>	<i>Adopted Budget</i>	<i>Projected Actual</i>	<i>Executive Budget</i>	<i>2018 Executive Budgets</i>
Police	\$ 16,423,848	\$ 16,505,914	\$ 16,554,840	\$ 16,501,909	\$ 16,607,068	\$ 16,387,493	\$ 17,220,980	\$ 16,999,788	\$ 17,666,999	2.59%
Fire	12,088,051	12,430,334	12,306,399	12,483,557	12,417,900	12,314,927	12,886,923	12,899,999	13,332,813	3.46%
Building Inspection	854,699	636,813	923,911	820,029	937,523	942,308	954,270	951,537	1,003,079	5.11%
Emergency Government	11,800	7,162	20,325	12,555	15,180	16,305	15,147	9,900	10,147	-33.01%
Police and Fire Commission	41,908	24,244	40,503	20,998	44,493	19,956	37,476	13,781	32,276	-13.88%
Animal Shelter	45,623	45,623	45,623	45,623	45,623	45,623	45,623	45,623	45,623	0.00%
Police Reserve	4,390	3,952	4,390	3,152	5,140	4,022	5,140	5,100	5,840	13.62%
School Crossing Guard	102,960	104,882	102,960	105,622	102,960	105,533	107,739	107,739	109,321	1.47%
Weights and Measures	18,400	18,400	18,400	18,400	18,400	18,400	18,400	18,400	18,400	0.00%
Total	\$ 29,591,679	\$ 29,777,324	\$ 30,017,351	\$ 30,011,845	\$ 30,194,287	\$ 29,854,567	\$ 31,291,698	\$ 31,051,867	\$ 32,224,498	2.98%

	2014		2015		2016 Adopted		2017	2017	2018	2017 Adopted vs
	Adopted		Adopted		Adopted		Adopted	Projected	Executive	2018 Executive
Public Works Expenditures	Budget	2014 Actual	Budget	2015 Actual	Budget	2016 Actual	Budget	Actual	Budget	Budgets
Engineering Division	\$ 2,497,288	\$ 2,500,875	\$ 2,592,488	\$ 2,553,901	\$ 2,596,051	\$ 2,524,575	\$ 2,681,315	\$ 2,557,630	\$ 2,707,790	0.99%
Street Maintenance	5,723,805	6,148,819	6,216,559	5,611,618	6,257,935	6,137,133	6,091,002	6,106,473	6,203,801	1.85%
Total	\$ 8,221,093	\$ 8,649,694	\$ 8,809,047	\$ 8,165,519	\$ 8,853,986	\$ 8,661,708	\$ 8,772,317	\$ 8,664,103	\$ 8,911,591	1.59%
Culture and Recreation Expenditures	Adopted	2014 Actual	Adopted	2015 Actual	Adopted	2016 Actual	Adopted	Projected	Executive	2017 Adopted vs
Library	\$ 3,681,916	\$ 3,687,819	\$ 3,836,296	\$ 3,832,159	\$ 3,844,473	\$ 3,848,333	\$ 3,865,722	\$ 3,751,952	\$ 3,964,058	2.54%
Parks, Recreation and Forestry	5,237,406	5,020,979	5,334,610	5,195,626	5,330,539	5,263,047	5,445,207	5,313,390	5,584,423	2.56%
Total	\$ 8,919,322	\$ 8,708,798	\$ 9,170,906	\$ 9,027,785	\$ 9,175,012	\$ 9,111,380	\$ 9,310,929	\$ 9,065,342	\$ 9,548,481	2.55%
Solid Waste Management Expenditures	Adopted	2014 Actual	Adopted	2015 Actual	Adopted	2016 Actual	Adopted	Projected	Executive	2017 Adopted vs
Garbage Collecting	\$ 2,294,302	\$ 2,341,486	\$ 2,073,819	\$ 2,065,012	\$ 2,119,613	\$ 2,101,203	\$ 2,174,000	\$ 2,100,000	\$ 2,224,800	2.34%
Composting	25,499	17,511	26,014	20,441	26,283	29,768	27,086	26,154	27,165	0.29%
West Ave Landfill	76,765	49,150	45,585	116,569	89,770	70,079	79,008	70,446	79,926	1.16%
Recycling	908,346	888,246	705,681	669,627	694,222	682,978	714,725	705,222	730,410	2.19%
Total	\$ 3,304,912	\$ 3,296,393	\$ 2,851,099	\$ 2,871,649	\$ 2,929,888	\$ 2,884,028	\$ 2,994,819	\$ 2,901,822	\$ 3,062,301	2.25%
Miscellaneous Expenditures	Adopted	2014 Actual	Adopted	2015 Actual	Adopted	2016 Actual	Adopted	Projected	Executive	2017 Adopted vs
Property, Liability & Work Comp Insurance	\$ 1,176,711	\$ 1,183,160	\$ 1,254,673	\$ 1,353,969	\$ 1,352,125	\$ 1,346,865	\$ 1,403,922	\$ 1,291,287	\$ 1,251,703	-10.84%
Unallocated Employee Benefits	835,390	789,672	866,254	784,869	812,913	775,180	819,481	854,070	890,928	8.72%
Assessment Refunds	25,000	82,195	40,000	16,174	40,000	79,574	40,000	50,000	50,000	25.00%
Bad Debt Expense	20,000	51,852	20,000	31,517	20,000	22,368	20,000	20,000	20,000	0.00%
Contingency	163,800	16,000	100,000	-	115,000	-	160,915	-	200,000	24.29%
Transfer to Special Revenue	15,000	15,000	15,000	15,000	15,000	15,000	15,000	15,000	15,000	0.00%
Transfer to Cap Proj - Muni Impr (Fund 0420)	-	-	-	-	-	-	-	-	-	0.00%
Transfer to Cap Proj - Fleet (Fund 0430)	-	-	-	-	-	-	1,038,728	1,038,728	1,126,000	8.40%
Transfer to Enterprise - Cemetery (Fund 0604)	112,000	168,369	-	-	-	-	88,661	88,661	88,661	0.00%
Transfer to Enterprise - Transit (Fund 0607)	-	-	-	-	-	-	1,206,508	1,176,354	1,206,594	0.01%
Total	\$ 2,347,901	\$ 2,306,248	\$ 2,295,927	\$ 2,201,529	\$ 2,355,038	\$ 2,238,987	\$ 4,793,215	\$ 4,534,100	\$ 4,848,886	1.16%
Total Expenditures	\$ 59,247,865	\$ 59,577,954	\$ 60,602,853	\$ 59,150,528	\$ 61,148,159	\$ 60,200,913	\$ 64,975,755	\$ 63,810,801	\$ 66,722,982	2.69%

Other Funds receiving Levy Support

	2014		2015		2016 Adopted		2017	2017	2018	2017 Adopted vs
	Adopted	2014 Actual	Adopted	2015 Actual	Budget	2016 Actual	Adopted	Projected	Executive	2018 Executive
Debt Service - Fund 300	Budget		Budget				Budget	Actual	Budget	Budgets
Levy	\$ 9,950,000	\$ 9,950,000	\$ 10,100,295	\$ 10,100,295	\$ 10,850,217	\$ 10,850,217	\$ 12,619,544	\$ 12,619,544	\$ 14,110,288	11.81%
Non-Levy Revenues	27,066	846	10,000	28,726	5,000	10,015	5,000	40,000	25,000	400.00%
Expenditures	(9,781,038)	(9,778,546)	(10,124,238)	(13,841,620)	(11,721,378)	(17,477,928)	(17,682,927)	(17,885,666)	(17,755,648)	0.41%
Other Financing Sources (Uses)	-	324,326	-	4,553,449	760,000	6,854,302	5,216,383	5,025,096	3,695,360	-29.16%
Transfers In (Out)	(314,319)	(314,319)	(306,024)	(306,024)	(266,218)	(266,218)	(158,000)	(158,000)	(75,000)	-52.53%
Total Increase (Decrease) in Fund Balance	\$ (118,291)	\$ 182,307	\$ (319,967)	\$ 534,826	\$ (372,379)	\$ (29,612)	\$ -	\$ (359,026)	\$ -	#DIV/0!

	2014		2015		2016 Adopted		2017	2017	2018	2017 Adopted vs
	Adopted	2014 Actual	Adopted	2015 Actual	Budget	2016 Actual	Adopted	Projected	Executive	2018 Executive
Municipal Improvements (CIP) - Fund 420	Budget		Budget				Budget	Actual	Budget	Budgets
Levy					\$ 391,010	\$ 391,010	\$ -	\$ -	\$ -	0.00%
Non-Levy Revenues					1,313,829	5,232,672	7,540,550	-	-	-100.00%
Expenditures					(1,704,839)	(1,760,661)	(7,540,550)	-	-	-100.00%
Total Increase (Decrease) in Fund Balance					\$ -	\$ 3,863,021	\$ -	\$ -	\$ -	0.00%

*2017-2018 = No levy funding for Fund 420

	2014		2015		2016 Adopted		2017	2017	2018	2017 Adopted vs
	Adopted	2014 Actual	Adopted	2015 Actual	Budget	2016 Actual	Adopted	Projected	Executive	2018 Executive
Equipment Revolving (CIP) - Fund 430	Budget		Budget				Budget	Actual	Budget	Budgets
Levy	\$ 447,565	\$ 447,565	\$ 655,530	\$ 655,530	\$ 1,123,700	\$ 1,123,700	\$ -	\$ -	\$ -	0.00%
General Fund Transfer (Levy)	-	-	-	-	-	-	1,038,728	1,038,728	1,126,000	8.40%
Non-Levy Revenues	1,559,600	1,549,579	948,075	1,779,041	1,186,550	1,781,613	2,953,902	2,161,272	1,587,422	-46.26%
Expenditures	(2,007,165)	(1,666,883)	(1,603,605)	(2,875,791)	(2,310,250)	(2,617,093)	(3,992,630)	(3,200,000)	(2,713,422)	-32.04%
Total Increase (Decrease) in Fund Balance	\$ -	\$ 330,261	\$ -	\$ (441,220)	\$ -	\$ 288,220	\$ -	\$ -	\$ -	0.00%

	2014		2015		2016 Adopted		2017	2017	2018	2017 Adopted vs
	Adopted	2014 Actual	Adopted	2015 Actual	Budget	2016 Actual	Adopted	Projected	Executive	2018 Executive
Cemetery - Fund 604	Budget		Budget				Budget	Actual	Budget	Budgets
Levy			\$ 88,661	\$ 88,661	\$ 88,661	\$ 88,661	\$ -	\$ -	\$ -	0.00%
General Fund Transfer (Levy)			-	-	-	-	88,661	88,661	88,661	0.00%
Non-Levy Revenues			615,524	567,961	638,118	639,255	577,575	560,419	608,050	5.28%
Expenditures			(712,185)	(658,775)	(724,680)	(726,076)	(681,954)	(667,179)	(696,110)	2.08%
Other Financing Sources (Uses)			-	-	-	-	-	-	-	0.00%
Total Increase (Decrease) in Net Position			\$ (8,000)	\$ (2,153)	\$ 2,099	\$ 1,840	\$ (15,718)	\$ (18,099)	\$ 601	-103.82%

	2014		2015		2016 Adopted		2017	2017	2018	2017 Adopted vs
	Adopted	2014 Actual	Adopted	2015 Actual	Budget	2016 Actual	Adopted	Projected	Executive	2018 Executive
Transit - Fund 607	Budget		Budget				Budget	Actual	Budget	Budgets
Levy	\$ 1,406,095	\$ 889,685	\$ 1,206,335	\$ 998,740	\$ 1,206,508	\$ 1,021,952	\$ -	\$ -	\$ -	#DIV/0!
General Fund Transfer (Levy)	-	-	-	-	-	-	1,206,508	1,176,354	1,206,594	0.01%
Non-Levy Revenues	8,161,112	-	8,231,355	-	8,400,067	-	8,196,837	8,063,066	8,008,932	-2.29%
Expenditures	(10,542,207)	-	(10,412,690)	-	(10,581,798)	-	(10,523,345)	(10,416,200)	(10,335,526)	-1.78%
Total (should be depreciation)	\$ (975,000)	\$ 889,685	\$ (975,000)	\$ 998,740	\$ (975,223)	\$ 1,021,952	\$ (1,120,000)	\$ (1,176,780)	\$ (1,120,000)	0.00%

	2014		2015		2016 Adopted		2017	2017	2018	2017 Adopted vs
	Adopted	2014 Actual	Adopted	2015 Actual	Budget	2016 Actual	Adopted	Projected	Executive	2018 Executive
Levy Summary	Budget		Budget		Budget		Budget	Actual	Budget	Budgets
General - Fund 100	\$ 42,125,938	\$ 42,527,442	\$ 43,354,646	\$ 43,620,401	\$ 43,398,934	\$ 43,668,105	\$ 46,482,463	\$ 46,485,043	\$ 48,440,312	4.21%
Less: Other Taxes	(830,771)	(915,625)	(859,073)	(917,234)	(897,952)	(982,567)	(840,372)	(842,952)	(837,570)	-0.33%
General - Fund 100 - Levy only	41,295,167	41,611,817	42,495,573	42,703,167	42,500,982	42,685,538	45,642,091	45,642,091	47,602,742	4.30%
Debt Service - Fund 300	9,950,000	9,950,000	10,100,295	10,100,295	10,850,217	10,850,217	12,619,544	12,619,544	14,110,288	11.81%
Municipal Improvements (CIP) - Fund 420	-	-	-	-	391,010	391,010	-	-	-	0.00%
Equipment Revolving (CIP) - Fund 430	447,565	447,565	655,530	655,530	1,123,700	1,123,700	-	-	-	0.00%
Cemetery - Fund 604	-	-	88,661	88,661	88,661	88,661	-	-	-	0.00%
Transit - Fund 607	1,406,095	889,685	1,206,335	998,740	1,206,508	1,021,952	-	-	-	0.00%
Total Levy	\$ 53,098,827	\$ 52,899,067	\$ 54,546,394	\$ 54,546,393	\$ 56,161,078	\$ 56,161,078	\$ 58,261,635	\$ 58,261,635	\$ 61,713,030	5.92%

As of 9-7-2017

City of Waukesha Outstanding Debt as of 12/31/17

Outstanding General Obligation Debt		
		Amount
Description	Issue Date	Outstanding
General Obligation Debt	2009	\$ 2,800,000
General Obligation Debt	2010	17,315,000
General Obligation Debt	2011	1,680,000
General Obligation Debt	2012	10,155,000
General Obligation Debt	2013	10,195,000
General Obligation Debt	2014	13,617,867
General Obligation Debt	2015	21,145,000
General Obligation Debt	2016	17,240,000
General Obligation Debt	2017	25,485,000
Total General Obligation Debt		\$ 119,632,867
Equalized Value of the City		\$ 6,127,929,500
Statutory Limitation Percentage		X 5%
General Obligation Debt Limitations (per Wisconsin Statute 67.03)		306,396,475
Less: Total Outstanding Debt		(119,632,867)
		\$ 186,763,608

Revenue Debt		
		Amount
Description	Issue Date	Outstanding
Revenue Debt	2014	\$ 6,770,000
Revenue Debt	2016	3,530,000
Revenue Debt	2017	6,395,000
TOTAL Revenue Debt (1)		\$ 16,695,000

Clean Water Fund Loan		
		Amount
Description	Issue Date	Outstanding
Clean Water Fund Loan Phase I	2014	\$ 25,207,029
Clean Water Fund Loan Phase II	2015	13,808,276
Total Clean Water Fund Loan (1) (2)		\$ 39,015,305

(1) The Revenue Debt and Clean Water Fund Loans are payable only from the income and revenues derived from the operations of the Sewer Utility. This debt does not constitute an indebtedness of the City within the meaning of any constitutional or statutory debt limitation or provision.

(2) Clean Water Fund Loan amounts outstanding are as of 9/04/17. This is the most up to date information as of the creation of this report.



GENERAL FUND

The General Fund is the primary operating fund of a governmental unit. This fund is used to account for general operations and activities not requiring the use of other funds. Many of the usual, day-to-day activities of a municipality are supported by the General Fund.



GENERAL FUND REVENUES

- Taxes
- Intergovernmental Revenues
- Licenses & Permits
- Penalties & Forfeitures
- Public Charges for Service
- Interdepartmental Charges
- Miscellaneous Revenue
- Transfers from Other Funds

City of Waukesha - 2018 Annual Operating Budget

0100	General Fund	2015 Actuals	2016 Actuals	2017 Orig Bud	2017 Actuals	2017 Projected	2018 Executive	PCT Change 2017-2018Orig
1210	Municipal Court	(878,484.79)	(755,725.78)	(865,000.00)	(406,533.29)	(799,000.00)	(810,000.00)	-6.4%
1210	44110 Muni Court Fines And Costs	(250,250.45)	(174,295.74)	(225,000.00)	(90,137.09)	(180,000.00)	(190,000.00)	-15.6%
1210	44130 Circ Court Fines And Costs	(4,873.16)	(4,235.10)	(5,000.00)	(1,905.46)	(4,000.00)	(5,000.00)	0.0%
1210	44190 Other Fines And Forfeitures	(623,361.18)	(577,194.94)	(635,000.00)	(314,490.74)	(615,000.00)	(615,000.00)	-3.1%
1310	Mayor's Office	0.00	(9,524.00)	(6,000.00)	(6,024.00)	(6,024.00)	(6,000.00)	0.0%
1310	47440 Accounting Services	0.00	(6,000.00)	(6,000.00)	(6,000.00)	(6,000.00)	(6,000.00)	0.0%
1310	48413 Donations - Celebrate Waukesha	0.00	(3,524.00)	0.00	(24.00)	(24.00)	0.00	0.0%
1330	City Administrator	0.00	(11,056.07)	(9,500.00)	(9,500.00)	(9,500.00)	(9,500.00)	0.0%
1330	47440 Accounting Services	0.00	(9,500.00)	(9,500.00)	(9,500.00)	(9,500.00)	(9,500.00)	0.0%
1330	48400 Other Miscellaneous Revenues	0.00	(1,556.07)	0.00	0.00	0.00	0.00	0.0%
1410	City Clerk	(185,087.46)	(181,400.67)	(153,000.00)	(142,343.43)	(168,300.00)	(163,300.00)	6.7%
1410	43110 License-Liquor & Malt Bev	(73,289.32)	(74,931.34)	(75,000.00)	(71,660.93)	(80,000.00)	(75,000.00)	0.0%
1410	43111 License- Liquor & Malt Reserve	(30,000.00)	(20,000.00)	0.00	0.00	(10,000.00)	(10,000.00)	0.0%
1410	43120 License-Business & Occupatio	(68,789.00)	(73,601.29)	(65,000.00)	(57,810.01)	(65,000.00)	(65,000.00)	0.0%
1410	43160 License-Cigarette Vendors	(5,500.00)	(5,700.00)	(5,500.00)	(5,800.00)	(5,800.00)	(5,800.00)	5.5%
1410	45110 Clerks Fees	(7,509.14)	(7,168.04)	(7,500.00)	(7,072.49)	(7,500.00)	(7,500.00)	0.0%
1420	Elections	(900.00)	(19,964.83)	0.00	(300.00)	(300.00)	0.00	0.0%
1420	42495 Other State Grants	(900.00)	0.00	0.00	(300.00)	(300.00)	0.00	0.0%
1420	48490 Miscellaneous Revenues	0.00	(19,964.83)	0.00	0.00	0.00	0.00	0.0%
1430	Human Resources/Admin	(19,990.26)	(18,024.00)	(18,024.00)	(23,888.73)	(23,889.00)	(23,772.00)	31.9%
1430	45140 Personnel Fees	(46.26)	0.00	0.00	(116.73)	(117.00)	0.00	0.0%
1430	47440 Accounting Services	(19,944.00)	(18,024.00)	(18,024.00)	(23,772.00)	(23,772.00)	(23,772.00)	31.9%
1433	Payroll	(2,592.00)	(3,156.00)	(3,156.00)	(3,108.00)	(3,108.00)	(3,156.00)	0.0%
1433	47440 Accounting Services	(2,592.00)	(3,156.00)	(3,156.00)	(3,108.00)	(3,108.00)	(3,156.00)	0.0%
1510	Finance/Administration	(4,712,513.84)	(4,361,171.91)	(4,939,110.00)	(4,481,060.87)	(4,940,743.00)	(5,002,146.00)	1.3%
1510	41150 Taxes - Managed Forest Land	(7.80)	(25.16)	0.00	(103.24)	(103.00)	(50.00)	0.0%
1510	41310 Tax Equiv-Municipal Utility	(59.69)	(59.69)	(60.00)	(59.69)	(60.00)	(60.00)	0.0%
1510	41320 Tax Equiv-Housing Authority	(113,546.47)	(113,084.38)	(108,000.00)	0.00	(108,000.00)	(110,000.00)	1.9%
1510	41900 Other Taxes	0.00	(2,772.00)	0.00	0.00	0.00	0.00	0.0%
1510	42210 State Shared Revenues	(496,695.70)	(71,797.23)	(578,580.00)	(226,899.20)	(578,580.00)	(574,503.00)	-0.7%

City of Waukesha - 2018 Annual Operating Budget

0100	General Fund	2015 Actuals	2016 Actuals	2017 Orig Bud	2017 Actuals	2017 Projected	2018 Executive	PCT Change 2017-2018Orig
1510	42405 State Aid - Exempt Computer	(230,915.00)	(263,173.00)	(272,735.00)	(272,736.00)	(272,737.00)	(260,000.00)	-4.7%
1510	42485 Expenditure Restraint	(1,947,422.92)	(1,968,006.97)	(2,078,653.00)	(2,078,653.13)	(2,078,653.00)	(2,078,653.00)	0.0%
1510	45150 Accounting Fees	(1,805.00)	(1,335.00)	0.00	(624.00)	(624.00)	0.00	0.0%
1510	46110 Spec Assessment-Deferred	(1,371.42)	5,442.16	0.00	0.00	0.00	0.00	0.0%
1510	47440 Accounting Services	(100,692.00)	(104,266.00)	(104,000.00)	(104,572.62)	(104,573.00)	(104,000.00)	0.0%
1510	48183 Interest - Gen Fund Adv	(10,108.16)	(6,822.57)	(3,454.00)	(3,453.89)	(3,454.00)	0.00	-100.0%
1510	48470 Sales Tax Discount	(216.21)	(241.27)	0.00	(170.71)	(171.00)	0.00	0.0%
1510	48490 Miscellaneous Revenues	(1,080.04)	(1,216.80)	0.00	(160.39)	(160.00)	0.00	0.0%
1510	49220 Transfers From Special Rev F	(32,083.43)	0.00	0.00	0.00	0.00	0.00	0.0%
1510	49240 Transfers From Cap Project	0.00	(59,000.00)	0.00	0.00	0.00	0.00	0.0%
1510	49260 Transfers From Enterprise Fu	(1,776,510.00)	(1,774,814.00)	(1,793,628.00)	(1,793,628.00)	(1,793,628.00)	(1,874,880.00)	4.5%
1540	Assessor	(23,221.89)	(25,858.24)	(25,200.00)	(19,660.92)	(27,100.00)	(31,200.00)	23.8%
1540	43510 Property Tax Exemption Fee	(50.00)	(1,175.00)	(200.00)	(50.00)	(100.00)	(1,200.00)	500.0%
1540	45154 Assessors Fees	(23,171.89)	(24,683.24)	(25,000.00)	(19,610.92)	(27,000.00)	(30,000.00)	20.0%
1560	Treasurer	(43,077,664.39)	(42,991,448.44)	(46,006,846.00)	(46,155,803.07)	(46,138,367.00)	(48,078,061.00)	4.5%
1560	41110 Taxes-R.E. & P.P	(42,703,167.23)	(42,685,537.72)	(45,642,091.00)	(45,642,091.00)	(45,642,091.00)	(47,602,742.00)	4.3%
1560	41111 Taxes-Omitted Assessments	(12,739.27)	(1,308.97)	(1,500.00)	(3,262.32)	(3,262.00)	(3,000.00)	100.0%
1560	41112 Taxes-Delinquent Fees/Penalt	(145,992.48)	(174,307.76)	(120,000.00)	(121,308.74)	(122,000.00)	(118,000.00)	-1.7%
1560	41118 Delinquent Taxes - Pre 2011	(7,433.48)	(4,691.77)	(3,500.00)	(212.93)	(215.00)	0.00	-100.0%
1560	41119 Taxes-Prior Year Delinquent	(9,779.29)	(26,893.07)	(20,000.00)	(12,484.88)	(20,000.00)	(20,000.00)	0.0%
1560	41140 Taxes - Mobile Home Parking	(14,086.50)	(15,113.85)	(14,000.00)	(10,600.96)	(16,000.00)	(16,000.00)	14.3%
1560	43180 License-Dog	(9,379.07)	(12,812.35)	(12,000.00)	(11,562.67)	(12,000.00)	(12,000.00)	0.0%
1560	43185 License-Cat	(2,125.00)	(2,110.00)	(2,000.00)	(1,345.00)	(1,500.00)	(1,500.00)	-25.0%
1560	45120 Treasurers Fees	(6,544.35)	(6,834.26)	(6,200.00)	(5,182.00)	(6,200.00)	(6,200.00)	0.0%
1560	45170 Sale Of Maps	(150.12)	(75.12)	(55.00)	(62.95)	(63.00)	(50.00)	-9.1%
1560	45180 Special Assessment Search Fe	(9,655.00)	(10,240.00)	(8,500.00)	(7,975.00)	(8,000.00)	(8,000.00)	-5.9%
1560	48110 Interest On Investments	(183,017.86)	(364,238.13)	(325,000.00)	(464,618.41)	(524,968.00)	(417,284.00)	28.4%
1560	48111 Unrealized Gain/(Loss) on B	26,513.71	249,374.63	90,000.00	117,635.41	134,806.00	(25,000.00)	-127.8%
1560	48112 Investment Fees	0.00	63,342.10	58,000.00	28,246.51	49,104.00	41,715.00	-28.1%
1560	48113 Realized Gain/(Loss) on Inv	0.00	0.00	0.00	(20,958.28)	34,042.00	110,000.00	0.0%
1560	48490 Miscellaneous Revenues	(108.45)	(1.55)	0.00	(19.75)	(20.00)	0.00	0.0%
1560	48920 Minor Amount W/Off-Fin Chrge	0.00	(0.62)	0.00	(0.10)	0.00	0.00	0.0%
1570	Accounting and Budget	2,200.24	(1.00)	0.00	(3.70)	(4.00)	0.00	0.0%
1570	48490 Miscellaneous Revenues	2,200.24	(1.00)	0.00	(3.70)	(4.00)	0.00	0.0%

City of Waukesha - 2018 Annual Operating Budget

0100 General Fund	2015 Actuals	2016 Actuals	2017 Orig Bud	2017 Actuals	2017 Projected	2018 Executive	PCT Change 2017-2018Orig
1610 Attorney's Office	(1,185.98)	(886.75)	(1,000.00)	(258.16)	(600.00)	(800.00)	-20.0%
1610 47465 Attorney	(1,185.98)	(886.75)	(1,000.00)	(258.16)	(600.00)	(800.00)	-20.0%
1720 Planning Department	(153,465.74)	(157,572.23)	(130,900.00)	(69,638.65)	(125,873.00)	(151,938.00)	16.1%
1720 45910 TIF Application Fees	(1,000.00)	0.00	(1,500.00)	0.00	(1,000.00)	(1,000.00)	-33.3%
1720 45920 Zoning/Planning Fees	(46,680.19)	(36,856.96)	(50,000.00)	(23,728.58)	(45,624.00)	(63,053.00)	26.1%
1720 45921 Signs-Permanent	(4,480.00)	(4,677.85)	(4,400.00)	(5,606.87)	(5,607.00)	(4,626.00)	5.1%
1720 47410 Planning Fees	(101,305.55)	(74,831.40)	(75,000.00)	(40,303.20)	(73,642.00)	(83,259.00)	11.0%
1720 48330 Sale of City Property	0.00	(41,206.02)	0.00	0.00	0.00	0.00	0.0%
1730 Landmarks Commission	(462.35)	(620.00)	(500.00)	(375.00)	(420.00)	(600.00)	20.0%
1730 45160 Planning Fees	(300.00)	(600.00)	(350.00)	(375.00)	(420.00)	(500.00)	42.9%
1730 48490 Miscellaneous Revenues	(162.35)	(20.00)	(150.00)	0.00	0.00	(100.00)	-33.3%
1790 Tourism	(613,589.15)	(644,310.55)	(573,312.00)	(389,058.60)	(573,312.00)	(570,460.00)	-0.5%
1790 41210 Use Tax-Motel Rooms	(613,589.15)	(644,310.55)	(573,312.00)	(389,058.60)	(573,312.00)	(570,460.00)	-0.5%
1890 Rental Properties	(35,111.00)	(36,487.44)	(37,950.00)	(96,487.36)	(96,487.00)	(36,487.00)	-3.9%
1890 48210 Rentals/Leases	(35,111.00)	(36,487.44)	(37,950.00)	(96,487.36)	(96,487.00)	(36,487.00)	-3.9%
1915 Information Technology	(1,025,299.28)	(1,055,173.90)	(1,079,259.00)	(520,348.82)	(964,998.00)	(939,322.00)	-13.0%
1915 43410 CATV Franchise Fee	(971,683.34)	(910,985.77)	(950,000.00)	(416,528.26)	(835,384.00)	(810,000.00)	-14.7%
1915 47450 I/S Services-Other Municipal	(147.01)	0.00	0.00	0.00	0.00	0.00	0.0%
1915 47452 I/S Services-Prop Funds	(52,898.00)	(142,972.72)	(129,259.00)	(103,465.67)	(129,259.00)	(129,322.00)	0.0%
1915 48490 Miscellaneous Revenues	(570.93)	(1,215.41)	0.00	(354.89)	(355.00)	0.00	0.0%
1916 Citywide I.S. Services	(92,594.00)	(50,738.21)	(101,326.00)	(86,939.50)	(101,326.00)	(111,692.00)	10.2%
1916 47450 I/S Services-Other Municipal	0.00	(11,443.79)	(11,444.00)	0.00	(11,444.00)	(11,444.00)	0.0%
1916 47452 I/S Services-Prop Funds	(92,594.00)	(39,294.42)	(89,882.00)	(86,939.50)	(89,882.00)	(100,248.00)	11.5%
2110 Police Administration	(229,439.28)	(230,458.26)	(220,068.00)	(157,695.79)	(189,113.00)	(213,368.00)	-3.0%
2110 42395 Secret Service Exp Reimb	0.00	0.00	0.00	(175.00)	(175.00)	(200.00)	0.0%
2110 42610 State Payments-City Services	(128,345.09)	(127,638.76)	(128,468.00)	(119,634.92)	(119,635.00)	(128,468.00)	0.0%
2110 43170 License-Bicycle	(155.00)	(135.00)	(150.00)	(55.00)	(100.00)	(150.00)	0.0%
2110 43295 Permit - Solicitor	(2,485.00)	(2,765.00)	(2,500.00)	(2,844.56)	(3,000.00)	(3,000.00)	20.0%
2110 44190 Other Fines And Forfeitures	(151.80)	(170.69)	(100.00)	(603.39)	(603.00)	(250.00)	150.0%

City of Waukesha - 2018 Annual Operating Budget

0100 General Fund	2015 Actuals	2016 Actuals	2017 Orig Bud	2017 Actuals	2017 Projected	2018 Executive	PCT Change 2017-2018Orig
2110 45210 Police Department Fees	(51,042.37)	(65,769.61)	(50,000.00)	(23,891.73)	(40,000.00)	(50,000.00)	0.0%
2110 45230 False Alarm Fees	(29,798.50)	(32,589.66)	(25,000.00)	(10,477.75)	(25,000.00)	(30,000.00)	20.0%
2110 48120 Interest On Special Assessme	(442.15)	(383.10)	(300.00)	(5.84)	(100.00)	(300.00)	0.0%
2110 48330 Sale of City Property	(1,609.63)	(1,006.44)	(1,500.00)	(7.60)	(500.00)	(1,000.00)	-33.3%
2110 48410 Private Donations-Lighted Do	(10.00)	0.00	(50.00)	0.00	0.00	0.00	-100.0%
2110 48440 Ins Recoveries Prop Damage	(15,399.74)	0.00	(12,000.00)	0.00	0.00	0.00	-100.0%
2111 Police Training	(16,960.00)	(19,200.14)	(16,960.00)	(3,342.67)	(21,160.00)	(21,160.00)	24.8%
2111 42395 Secret Service Exp Reimb	0.00	(1,920.14)	0.00	(1,342.35)	(2,000.00)	(2,000.00)	0.0%
2111 42420 State Aid-Law Enforcement	(16,960.00)	(17,280.00)	(16,960.00)	0.00	(16,960.00)	(16,960.00)	0.0%
2111 48490 Miscellaneous Revenues	0.00	0.00	0.00	(2,000.32)	(2,200.00)	(2,200.00)	0.0%
2120 Police Community Relations	0.00	0.00	0.00	(1,186.58)	(1,187.00)	0.00	0.0%
2120 48490 Miscellaneous Revenues	0.00	0.00	0.00	(1,186.58)	(1,187.00)	0.00	0.0%
2130 Police Patrol	(120,773.69)	(122,843.08)	(113,100.00)	(152,181.08)	(157,727.00)	(222,300.00)	96.6%
2130 42320 Fed Grant-Law Enforcement	(2,446.25)	(4,727.17)	(10,000.00)	0.00	(4,727.00)	(5,000.00)	-50.0%
2130 42424 State Grant - Law Enforcemen	0.00	(4,000.00)	0.00	0.00	0.00	0.00	0.0%
2130 42425 State Grant - Law Enforcement	(27,622.44)	(23,205.91)	(12,000.00)	0.00	0.00	0.00	-100.0%
2130 42930 Schools-Reimbursement	(90,000.00)	(90,000.00)	(90,000.00)	(150,000.00)	(150,000.00)	(215,000.00)	138.9%
2130 48410 Donations-Honor Guard	(175.00)	(25.00)	(100.00)	(800.00)	(1,000.00)	(300.00)	200.0%
2130 48490 Miscellaneous Revenues	(530.00)	(885.00)	(1,000.00)	(1,381.08)	(2,000.00)	(2,000.00)	100.0%
2140 Police Investigations CID	(10,604.75)	(13,157.63)	(10,000.00)	(7,290.06)	(11,500.00)	(11,000.00)	10.0%
2140 42395 Secret Service Exp Reimb	(10,604.75)	(13,116.79)	(10,000.00)	(5,891.97)	(10,000.00)	(10,000.00)	0.0%
2140 48400 Other Miscellaneous Revenues	0.00	(40.84)	0.00	(1,398.09)	(1,500.00)	(1,000.00)	0.0%
2150 Police Support Services	0.00	(1,040.00)	0.00	(680.00)	(680.00)	0.00	0.0%
2150 42395 Secret Service Exp Reimb	0.00	(1,040.00)	0.00	(680.00)	(680.00)	0.00	0.0%
2155 Police Vehicle Maintenance	0.00	(12,260.23)	0.00	(4,275.18)	(4,275.00)	(10,000.00)	-1000000.0%
2155 48440 Ins Recoveries Prop Damage	0.00	(12,260.23)	0.00	(4,275.18)	(4,275.00)	(10,000.00)	0.0%
2210 Fire Administration	(281,935.74)	(305,313.38)	(293,800.00)	(311,644.93)	(311,956.00)	(301,000.00)	2.5%
2210 42220 St Shared Tax-Fire Insurance	(190,944.98)	(206,610.88)	(200,000.00)	(225,781.58)	(225,782.00)	(215,000.00)	7.5%
2210 42610 State Payments-City Services	(87,493.12)	(92,075.81)	(92,000.00)	(85,674.35)	(85,674.00)	(85,000.00)	-7.6%
2210 45220 Fire Department Fees	(3,497.64)	(5,368.69)	(1,800.00)	(189.00)	(500.00)	(1,000.00)	-44.4%

City of Waukesha - 2018 Annual Operating Budget

0100 General Fund	2015 Actuals	2016 Actuals	2017 Orig Bud	2017 Actuals	2017 Projected	2018 Executive	PCT Change 2017-2018Orig
2210 48440 Ins Recoveries Prop Damage	0.00	(1,258.00)	0.00	0.00	0.00	0.00	0.0%
2211 Fire Suppression	(152,131.60)	(113,167.16)	(139,700.00)	(138,503.00)	(138,503.00)	(138,200.00)	-1.1%
2211 42350 Fed Grant - FEMA Public Safety	(3,992.80)	0.00	0.00	0.00	0.00	0.00	0.0%
2211 42775 County Wide Hazmat	(95,200.00)	(102,903.17)	(95,200.00)	(95,200.00)	(95,200.00)	(95,200.00)	0.0%
2211 45250 HAZ MAT Incident Fees	(1,816.80)	(7,244.99)	0.00	0.00	0.00	0.00	0.0%
2211 45255 Technical Rescue Service Fee	(45,582.00)	(1,519.00)	(44,500.00)	(43,303.00)	(43,303.00)	(43,000.00)	-3.4%
2211 48410 Private Donations	(5,540.00)	0.00	0.00	0.00	0.00	0.00	0.0%
2211 48490 Miscellaneous Revenues	0.00	(1,500.00)	0.00	0.00	0.00	0.00	0.0%
2212 Fire Prevention	(220,077.00)	(216,282.75)	(214,840.00)	(21,010.00)	(214,300.00)	(211,700.00)	-1.5%
2212 43290 Permit-Other	(1,825.00)	(1,360.00)	(840.00)	(425.00)	(700.00)	(700.00)	-16.7%
2212 43320 Fuel Tank Inspection Fee	(11,390.00)	(13,006.00)	(11,000.00)	(1,390.00)	(7,600.00)	(8,000.00)	-27.3%
2212 45280 Safety Inspection Fees	(181,212.00)	(181,103.00)	(185,000.00)	(2,975.00)	(185,000.00)	(185,000.00)	0.0%
2212 45290 Sprinkler Inspection Fees	(25,650.00)	(20,813.75)	(18,000.00)	(16,220.00)	(21,000.00)	(18,000.00)	0.0%
2213 Fire EMS	(1,796,139.18)	(1,384,297.67)	(2,007,500.00)	(883,000.24)	(1,447,418.00)	(1,657,500.00)	-17.4%
2213 42490 State Aid-EMS Funding Assistan	(9,991.37)	(11,436.91)	(7,500.00)	0.00	(8,000.00)	(7,500.00)	0.0%
2213 45240 Ambulance Fee- Non-Resident	(326,987.77)	(325,898.52)	(400,000.00)	(166,617.24)	(262,580.00)	(275,000.00)	-31.3%
2213 45241 Ambulance Fee-Resident	(1,459,160.04)	(1,046,381.88)	(1,600,000.00)	(715,026.90)	(1,175,482.00)	(1,375,000.00)	-14.1%
2213 48440 Ins Recoveries Prop Damage	0.00	(580.36)	0.00	(1,356.10)	(1,356.00)	0.00	0.0%
2214 Fire Ems	(50.00)	0.00	0.00	0.00	0.00	0.00	0.0%
2214 45241 Ambulance Fee-Resident	(50.00)	0.00	0.00	0.00	0.00	0.00	0.0%
2215 County Hazmat Service	0.00	0.00	0.00	(8,750.85)	(8,751.00)	0.00	0.0%
2215 45250 HAZ MAT Incident Fees	0.00	0.00	0.00	(8,750.85)	(8,751.00)	0.00	0.0%
2310 Building Inspections	(934,211.26)	(827,687.07)	(872,070.00)	(755,963.08)	(946,455.00)	(920,166.00)	5.5%
2310 43130 License-Electrical	0.00	(80.00)	0.00	0.00	0.00	0.00	0.0%
2310 43140 License-Heating	(6,550.00)	(1,880.00)	(4,870.00)	(5,365.00)	(10,000.00)	0.00	-100.0%
2310 43210 Permit-Building & Constructio	(522,932.22)	(413,678.02)	(494,748.00)	(449,330.54)	(515,550.00)	(508,255.00)	2.7%
2310 43220 Permit-Electrical	(144,518.70)	(131,565.60)	(137,800.00)	(94,609.50)	(131,982.00)	(136,022.00)	-1.3%
2310 43230 Permit Plumbing	(97,522.10)	(99,369.00)	(91,207.00)	(99,204.00)	(131,768.00)	(109,553.00)	20.1%
2310 43240 Permit-Heating/Cooling	(139,286.01)	(149,420.93)	(121,513.00)	(103,636.04)	(135,150.00)	(141,285.00)	16.3%
2310 43290 Permit-Other	(1,040.00)	(1,240.00)	(932.00)	(1,260.00)	(2,000.00)	(1,426.00)	53.0%
2310 45310 Inspection Fees	(21,825.07)	(25,676.60)	(21,000.00)	(2,553.00)	(20,000.00)	(23,625.00)	12.5%

City of Waukesha - 2018 Annual Operating Budget


0100	General Fund	2015 Actuals	2016 Actuals	2017 Orig Bud	2017 Actuals	2017 Projected	2018 Executive	PCT Change 2017-2018Orig
2310	48120 Interest On Special Assessme	(537.16)	0.00	0.00	0.00	0.00	0.00	0.0%
2310	48440 Ins Recoveries Prop Damage	0.00	(4,776.92)	0.00	0.00	0.00	0.00	0.0%
2310	48490 Miscellaneous Revenues	0.00	0.00	0.00	(5.00)	(5.00)	0.00	0.0%
2910	Police and Fire Commission	0.00	0.00	0.00	(2.49)	(2.00)	0.00	0.0%
2910	48490 Miscellaneous Revenues	0.00	0.00	0.00	(2.49)	(2.00)	0.00	0.0%
2950	Weights and Measures	(18,687.64)	(18,455.94)	(18,400.00)	0.00	(18,400.00)	(18,400.00)	0.0%
2950	45260 Weights & Measures Insp Fee	(18,398.98)	(18,362.63)	(18,400.00)	0.00	(18,400.00)	(18,400.00)	0.0%
2950	48120 Interest On Special Assessme	(288.66)	(93.31)	0.00	0.00	0.00	0.00	0.0%
3290	DPW/Engineering Division	(858,371.60)	(1,190,076.49)	(883,482.00)	(905,558.80)	(920,984.00)	(699,982.00)	-20.8%
3290	43290 Permit-Other	(9,120.99)	(11,215.01)	(6,500.00)	(9,265.00)	(11,000.00)	(8,000.00)	23.1%
3290	43310 Erosion Control Inspection F	(13,541.90)	(14,013.70)	(10,000.00)	(5,002.40)	(5,002.00)	(10,000.00)	0.0%
3290	45320 Engineering Fees	(140,109.58)	(102,071.78)	(65,000.00)	(83,365.69)	(95,000.00)	(80,000.00)	23.1%
3290	47420 Engineering Services	(695,599.13)	(1,057,776.11)	(800,000.00)	(807,925.71)	(808,000.00)	(600,000.00)	-25.0%
3290	47452 I/S Services-Prop Funds	0.00	(1,938.00)	(1,982.00)	0.00	(1,982.00)	(1,982.00)	0.0%
3290	48440 Ins Recoveries Prop Damage	0.00	(3,061.89)	0.00	0.00	0.00	0.00	0.0%
3310	DPW/Street Maint Division	(2,831,339.05)	(3,064,168.92)	(3,159,018.00)	(2,362,801.45)	(3,152,193.00)	(3,230,922.00)	2.3%
3310	42230 St Shared Tax-Hwy Construction	(2,751,853.81)	(2,986,836.13)	(3,156,018.00)	(2,361,894.45)	(3,149,193.00)	(3,227,922.00)	2.3%
3310	42430 State Aid-Local Transportation	(75,777.44)	(75,557.41)	0.00	0.00	0.00	0.00	0.0%
3310	45410 Public Works Fees	(3,646.50)	(1,560.00)	(3,000.00)	(907.00)	(3,000.00)	(3,000.00)	0.0%
3310	48120 Interest On Special Assessme	(61.30)	(215.38)	0.00	0.00	0.00	0.00	0.0%
3320	Snow & Ice Removal	(8,649.61)	(20,347.83)	(10,000.00)	(799.72)	(10,000.00)	(10,000.00)	0.0%
3320	45420 Snow And Ice Control	(8,169.09)	(19,250.90)	(10,000.00)	(799.72)	(10,000.00)	(10,000.00)	0.0%
3320	48120 Interest On Special Assessme	(480.52)	(1,096.93)	0.00	0.00	0.00	0.00	0.0%
3330	Fleet Maintenance	(35,158.25)	(48,338.87)	(28,000.00)	(21,422.42)	(28,000.00)	(28,000.00)	0.0%
3330	47430 Force Charges - Vehicle Maint	(35,158.25)	(48,338.87)	(28,000.00)	(21,422.42)	(28,000.00)	(28,000.00)	0.0%
3390	General Public Works	(101,632.14)	(93,285.95)	(55,000.00)	(56,467.23)	(62,008.00)	(60,000.00)	9.1%
3390	47430 Public Works Services	(16,024.77)	(10,319.26)	(5,000.00)	(4,210.40)	(4,210.00)	(5,000.00)	0.0%
3390	48330 Sale of City Property	(16,533.57)	(17,782.02)	(15,000.00)	(9,459.26)	(15,000.00)	(15,000.00)	0.0%
3390	48440 Ins Recoveries Prop Damage	(69,073.80)	(65,184.67)	(35,000.00)	(42,797.57)	(42,798.00)	(40,000.00)	14.3%

City of Waukesha - 2018 Annual Operating Budget

0100 General Fund	2015 Actuals	2016 Actuals	2017 Orig Bud	2017 Actuals	2017 Projected	2018 Executive	PCT Change 2017-2018Orig
5110 Library Administration	(1,322,005.96)	(1,319,676.24)	(1,342,582.00)	(695,262.35)	(1,334,559.00)	(1,324,563.00)	-1.3%
5110 42520 County Aid-Library	(1,142,832.00)	(1,149,270.00)	(1,156,560.00)	(578,280.50)	(1,156,560.00)	(1,146,564.00)	-0.9%
5110 42950 Fees Other Municipality	(6,022.00)	(6,022.00)	(6,022.00)	(1,505.50)	(6,022.00)	(6,022.00)	0.0%
5110 45710 Library Fees	(173,151.96)	(164,384.24)	(180,000.00)	(115,476.35)	(171,977.00)	(171,977.00)	-4.5%
5120 Library Building	0.00	(4,474.67)	0.00	0.00	0.00	0.00	0.0%
5120 48440 Ins Recoveries Prop Damage	0.00	(4,474.67)	0.00	0.00	0.00	0.00	0.0%
5132 Big Read Grant	(24,880.00)	(27,750.00)	(15,000.00)	(7,000.00)	(15,500.00)	(15,000.00)	0.0%
5132 42910 Grants-Other	(16,680.00)	(20,000.00)	0.00	(500.00)	(500.00)	0.00	0.0%
5132 48410 Private Donations-Lighted Do	(8,200.00)	(7,750.00)	(15,000.00)	(6,500.00)	(15,000.00)	(15,000.00)	0.0%
5140 Children's Services	0.00	0.00	0.00	0.00	0.00	(50,000.00)	-5000000.0%
5140 42950 Fees Other Municipality	0.00	0.00	0.00	0.00	0.00	(50,000.00)	0.0%
5141 Children's Services Grant	(5,775.50)	(2,949.90)	(2,700.00)	(1,400.00)	(2,700.00)	(2,700.00)	0.0%
5141 42910 Grants-Other	(5,775.50)	(2,949.90)	(2,700.00)	(1,400.00)	(2,700.00)	(2,700.00)	0.0%
5151 Info & Adult Services Gran	(40,000.00)	(40,000.00)	(20,000.00)	(5,000.00)	(20,000.00)	(20,000.00)	0.0%
5151 42770 County Library System Charge	(40,000.00)	(40,000.00)	(20,000.00)	(5,000.00)	(20,000.00)	(20,000.00)	0.0%
5310 Recreation Programs	(727,141.80)	(734,626.22)	(749,000.00)	(549,170.23)	(732,964.00)	(761,845.00)	1.7%
5310 45810 Recreation Fees	(727,251.80)	(734,449.74)	(749,000.00)	(549,170.23)	(732,964.00)	(761,611.00)	1.7%
5310 48490 Miscellaneous Revenues	110.00	0.00	0.00	0.00	0.00	0.00	0.0%
5310 49280 Transfers From Trust/Agency	0.00	(176.48)	0.00	0.00	0.00	(234.00)	0.0%
5320 Horeb Pool	(163,428.55)	(196,944.03)	(220,000.00)	(105,254.44)	(195,000.00)	(205,000.00)	-6.8%
5320 45810 Recreation Fees	(163,428.55)	(196,944.03)	(220,000.00)	(105,254.44)	(195,000.00)	(205,000.00)	-6.8%
5325 Buchner Pool	(91,209.58)	(98,276.28)	(112,000.00)	(144,281.34)	(100,000.00)	(105,000.00)	-6.3%
5325 45810 Recreation Fees	(91,209.58)	(98,276.28)	(112,000.00)	(144,281.34)	(100,000.00)	(105,000.00)	-6.3%
5510 Park & Rec Administration	(2.50)	0.00	0.00	(708.27)	(708.00)	0.00	0.0%
5510 45880 Other PR&F Fees	(2.50)	0.00	0.00	0.00	0.00	0.00	0.0%
5510 48490 Miscellaneous Revenues	0.00	0.00	0.00	(708.27)	(708.00)	0.00	0.0%
5520 Park Maintenance	(7,746.00)	(7,515.00)	(3,500.00)	(4,241.92)	(4,242.00)	0.00	-100.0%

City of Waukesha - 2018 Annual Operating Budget

0100	General Fund	2015 Actuals	2016 Actuals	2017 Orig Bud	2017 Actuals	2017 Projected	2018 Executive	PCT Change 2017-2018Orig
5520	48210 Rentals/Leases	(7,110.00)	(7,110.00)	(3,500.00)	0.00	0.00	0.00	-100.0%
5520	48440 Ins Recoveries Prop Damage	(636.00)	(405.00)	0.00	(3,138.15)	(3,138.00)	0.00	0.0%
5520	48490 Miscellaneous Revenues	0.00	0.00	0.00	(1,103.77)	(1,104.00)	0.00	0.0%
5610	Forestry	(3,371.55)	(20,606.30)	(18,000.00)	(20,277.18)	(34,180.00)	(18,000.00)	0.0%
5610	46210 Spec Assessment-Trees	(3,371.55)	(15,958.88)	(18,000.00)	(19,802.18)	(33,705.00)	(18,000.00)	0.0%
5610	48120 Interest On Special Assessme	0.00	(187.42)	0.00	0.00	0.00	0.00	0.0%
5610	48490 Miscellaneous Revenues	0.00	(4,460.00)	0.00	(475.00)	(475.00)	0.00	0.0%
5630	Weed Control	(4,717.05)	(7,092.17)	(4,850.00)	(120.00)	(4,850.00)	(5,136.00)	5.9%
5630	45310 Inspection Fees	0.00	(2,400.00)	(1,500.00)	(25.00)	(1,500.00)	(1,500.00)	0.0%
5630	45980 Weed Control Fees	(1,540.00)	(770.00)	(1,882.00)	(95.00)	(1,882.00)	(1,397.00)	-25.8%
5630	45981 Tall Grass Cutting Fee	(2,855.00)	(2,395.00)	(1,468.00)	0.00	(1,468.00)	(2,239.00)	52.5%
5630	48120 Interest On Special Assessme	(322.05)	(1,527.17)	0.00	0.00	0.00	0.00	0.0%
5940	Community Special Events	(1,000.00)	(1,200.00)	(1,500.00)	(1,250.00)	(1,250.00)	(1,300.00)	-13.3%
5940	48490 Miscellaneous Revenues	(1,000.00)	(1,200.00)	(1,500.00)	(1,250.00)	(1,250.00)	(1,300.00)	-13.3%
7100	Garbage Collection	(75,520.65)	(81,045.87)	(75,000.00)	(64,455.84)	(75,000.00)	(105,000.00)	40.0%
7100	43250 Drop Off Center Fees	(75,520.65)	(81,045.87)	(75,000.00)	(64,455.84)	(75,000.00)	(105,000.00)	40.0%
7110	Composting	(11,437.50)	(5,280.00)	(3,000.00)	(12,855.00)	(12,855.00)	(3,000.00)	0.0%
7110	47432 Composting Services	(11,437.50)	(5,280.00)	(3,000.00)	(12,855.00)	(12,855.00)	(3,000.00)	0.0%
7150	Recycling	(410,741.59)	(416,818.50)	(416,602.00)	(409,984.80)	(410,139.00)	(414,306.00)	-0.6%
7150	42550 County Grant-Recycling	(256,285.00)	(251,421.00)	(246,421.00)	(239,958.00)	(239,958.00)	(239,958.00)	-2.6%
7150	42705 Cty Govt Rcyng Carts & Trnspr	(145,391.00)	(161,535.00)	(165,181.00)	(165,181.00)	(165,181.00)	(169,348.00)	2.5%
7150	48340 Sale of Salvage and Waste	(9,065.59)	(3,862.50)	(5,000.00)	(4,845.80)	(5,000.00)	(5,000.00)	0.0%
Grand Total		(61,325,100.91)	(60,967,756.57)	(64,975,755.00)	(60,225,169.04)	(64,567,910.00)	(66,722,982.00)	2.7%



GENERAL FUND EXPENDITURES

- General Government
- Public Safety
- Public Works
- Culture and Recreation
- Solid Waste Management
- Non-Departmental Expenses
- Operating Transfers to Other Funds



General Government

Administration

Municipal Court

Human Resources

Assessor

Finance

City Clerk/Treasurer

Attorney

Community Development

City Hall

Information Technology

ADMINISTRATION

City Administrator

Mayor

City Council

City of Waukesha - 2018 Annual Operating Budget

0100	General Fund	2015 Actuals	2016 Actuals	2017 Orig Bud	2017 Actuals	2017 Projected	2018 Executive	PCT Change 2017-2018Orig
1330 City Administrator		328,782.00	342,468.46	313,816.00	197,264.57	321,901.00	327,624.00	4.4%
	1330 51110 Salaries	193,514.79	177,736.35	195,930.00	113,748.39	197,318.00	204,546.00	4.4%
	1330 51180 Accrued Vacation	437.87	501.13	0.00	0.00	0.00	0.00	0.0%
	1330 51510 Social Security	12,943.01	11,325.11	12,410.00	8,827.66	15,318.00	13,378.00	7.8%
	1330 51520 Retirement	12,970.58	12,074.46	13,323.00	7,925.26	13,700.00	13,530.00	1.6%
	1330 51540 Health Insurance	29,391.75	24,888.92	22,981.00	12,737.88	21,676.00	19,827.00	-13.7%
	1330 51550 Life Insurance	355.17	208.33	206.00	100.29	188.00	213.00	3.4%
	1330 51560 Dental Insurance	1,140.16	1,359.36	1,326.00	686.35	1,168.00	1,140.00	-14.0%
	1330 52135 Consulting	52,640.00	93,156.00	50,000.00	37,500.00	50,000.00	50,000.00	0.0%
	1330 52190 Other Professional Services	7,736.60	0.00	0.00	0.00	0.00	0.00	0.0%
	1330 52250 Telephone	1,387.71	1,573.21	1,100.00	1,184.40	1,660.00	1,660.00	50.9%
	1330 53110 Postage and Box Rent	1.93	13.20	50.00	1.84	5.00	25.00	-50.0%
	1330 53120 Office Supplies	765.92	857.01	500.00	821.90	850.00	150.00	-70.0%
	1330 53130 Printing/Photocopying	110.60	0.00	150.00	0.00	0.00	0.00	-100.0%
	1330 53135 Internal Printing	130.45	256.12	240.00	223.00	240.00	240.00	0.0%
	1330 53220 Subscriptions-Office	300.00	649.00	600.00	707.98	708.00	715.00	19.2%
	1330 53240 Membership Dues	1,717.47	6,004.97	5,000.00	5,131.00	6,350.00	6,150.00	23.0%
	1330 53250 Conference And Training	8,507.99	4,850.15	5,000.00	4,748.72	7,800.00	7,750.00	55.0%
	1330 53320 Employee Auto Allowance	4,700.00	5,200.00	4,800.00	2,800.00	4,800.00	4,800.00	0.0%
	1330 53460 Clothing And Uniforms	0.00	1,635.50	0.00	0.00	0.00	0.00	0.0%
	1330 53490 Other Operating Supplies	30.00	179.64	200.00	119.90	120.00	3,500.00	1650.0%

City of Waukesha - 2018 Annual Operating Budget

0100	General Fund	2015 Actuals	2016 Actuals	2017 Orig Bud	2017 Actuals	2017 Projected	2018 Executive	PCT Change 2017-2018Orig
1310	Mayor's Office	189,107.23	180,807.12	187,623.00	112,078.98	187,467.00	194,084.00	3.4%
1310	51110 Salaries	113,161.46	105,785.17	119,654.00	68,769.26	119,200.00	123,112.00	2.9%
1310	51180 Accrued Vacation	79.72	83.35	0.00	0.00	0.00	0.00	0.0%
1310	51510 Social Security	8,244.27	7,780.31	9,154.00	5,145.89	8,960.00	9,418.00	2.9%
1310	51520 Retirement	8,415.53	6,913.88	8,136.00	4,676.25	8,106.00	8,074.00	-0.8%
1310	51540 Health Insurance	30,980.37	24,888.91	22,981.00	12,737.88	21,676.00	19,827.00	-13.7%
1310	51550 Life Insurance	418.81	418.52	496.00	259.73	451.00	504.00	1.6%
1310	51560 Dental Insurance	1,710.09	1,359.34	1,326.00	686.39	1,169.00	1,140.00	-14.0%
1310	52250 Telephone	2,076.27	2,216.03	2,040.00	1,315.88	2,000.00	2,000.00	-2.0%
1310	53110 Postage and Box Rent	477.44	24.40	200.00	32.36	50.00	150.00	-25.0%
1310	53120 Office Supplies	119.61	749.47	750.00	159.36	300.00	500.00	-33.3%
1310	53130 Printing/Photocopying	0.00	107.40	200.00	53.98	115.00	150.00	-25.0%
1310	53135 Internal Printing	1,055.53	2,069.92	1,946.00	1,806.00	1,946.00	2,000.00	2.8%
1310	53220 Subscriptions-Office	227.00	222.00	240.00	222.00	222.00	225.00	-6.3%
1310	53240 Membership Dues	19,435.83	18,794.57	14,000.00	13,678.73	19,000.00	19,984.00	42.7%
1310	53250 Conference And Training	1,861.30	3,262.50	3,500.00	594.00	2,000.00	5,000.00	42.9%
1310	53320 Employee Auto Allowance	0.00	341.51	1,000.00	395.01	500.00	1,000.00	0.0%
1310	53490 Other Operating Supplies	844.00	874.07	2,000.00	523.90	750.00	1,000.00	-50.0%
1310	53943 Other - Celebrate Waukesha	0.00	4,915.77	0.00	1,022.36	1,022.00	0.00	0.0%

City of Waukesha - 2018 Annual Operating Budget

0100	General Fund	2015 Actuals	2016 Actuals	2017 Orig Bud	2017 Actuals	2017 Projected	2018 Executive	PCT Change 2017-2018Orig
1110	City Council	102,843.12	106,096.12	107,823.00	63,188.02	107,721.00	108,223.00	0.4%
1110	51110 Salaries	100,500.12	103,867.62	105,000.00	61,233.61	105,000.00	105,000.00	0.0%
1110	51250 Wages Temporary	0.00	0.00	0.00	65.88	66.00	0.00	0.0%
1110	51510 Social Security	1,457.25	1,506.11	1,523.00	887.91	1,523.00	1,523.00	0.0%
1110	53120 Office Supplies	76.60	64.00	200.00	132.00	132.00	200.00	0.0%
1110	53130 Printing/Photocopying	40.00	40.00	0.00	0.00	0.00	0.00	0.0%
1110	53250 Conference And Training	0.00	20.00	0.00	562.88	650.00	500.00	0.0%
1110	53260 Advertising	731.17	598.39	1,000.00	305.74	350.00	1,000.00	0.0%
1110	53490 Other Operating Supplies	37.98	0.00	100.00	0.00	0.00	0.00	-100.0%

Municipal Court

City of Waukesha - 2018 Annual Operating Budget

0100	General Fund	2015 Actuals	2016 Actuals	2017 Orig Bud	2017 Actuals	2017 Projected	2018 Executive	PCT Change 2017-2018Orig
1210	Municipal Court	343,823.89	344,035.76	353,122.00	202,426.39	343,765.00	352,409.00	-0.2%
1210	51110 Salaries	137,390.31	139,173.46	141,238.00	83,347.80	141,238.00	144,419.00	2.3%
1210	51170 Accrued Compensatory time	(602.62)	(279.40)	0.00	0.00	0.00	0.00	0.0%
1210	51180 Accrued Vacation	137.85	92.39	0.00	0.00	0.00	0.00	0.0%
1210	51210 Wages Permanent	66,269.47	67,364.24	68,360.00	39,352.45	68,360.00	70,070.00	2.5%
1210	51250 Wages Temporary	3,836.18	3,340.77	3,510.00	1,953.98	3,510.00	3,541.00	0.9%
1210	51290 Outside Employment Services	1,100.00	1,900.00	0.00	1,600.00	2,800.00	1,000.00	0.0%
1210	51510 Social Security	15,051.61	15,299.54	16,085.00	9,064.59	16,085.00	16,460.00	2.3%
1210	51520 Retirement	10,373.09	10,247.68	10,762.00	6,328.20	10,762.00	10,868.00	1.0%
1210	51540 Health Insurance	54,507.44	52,845.14	52,327.00	31,713.58	52,327.00	52,327.00	0.0%
1210	51550 Life Insurance	292.44	246.75	570.00	187.50	570.00	579.00	1.6%
1210	51560 Dental Insurance	3,024.32	3,052.94	3,024.00	1,832.50	3,024.00	3,024.00	0.0%
1210	52110 Medical Services	28,393.50	27,930.53	30,000.00	11,127.40	20,000.00	25,000.00	-16.7%
1210	52190 Other Professional Services	3,459.83	3,631.78	3,500.00	1,927.38	3,408.00	3,500.00	0.0%
1210	52195 Credit Card Collection Fee	3,001.93	3,838.06	3,300.00	1,537.09	3,500.00	3,500.00	6.1%
1210	52250 Telephone	1,162.95	958.45	950.00	696.67	1,000.00	1,000.00	5.3%
1210	53110 Postage and Box Rent	4,666.86	4,395.80	5,000.00	2,448.05	4,300.00	5,000.00	0.0%
1210	53120 Office Supplies	627.53	1,066.12	1,000.00	165.00	800.00	1,000.00	0.0%
1210	53130 Printing/Photocopying	1,656.18	530.90	1,500.00	1,373.61	1,374.00	1,500.00	0.0%
1210	53135 Internal Printing	4,478.30	2,686.84	4,576.00	4,059.00	4,700.00	4,700.00	2.7%
1210	53150 Computer Supplies	0.00	1,500.00	500.00	0.00	0.00	0.00	-100.0%
1210	53230 Subscriptions-Legal Services	67.33	0.00	70.00	70.97	71.00	71.00	1.4%
1210	53240 Membership Dues	2,604.75	2,482.75	2,700.00	1,700.00	2,486.00	2,700.00	0.0%
1210	53250 Conference And Training	2,324.64	1,731.02	2,500.00	950.62	1,950.00	2,000.00	-20.0%
1210	53460 Clothing And Uniforms	0.00	0.00	50.00	0.00	0.00	50.00	0.0%
1210	55130 Public Officials Liability	0.00	0.00	100.00	0.00	0.00	100.00	0.0%
1210	68130 Office Furniture & Equipment	0.00	0.00	1,500.00	990.00	1,500.00	0.00	-100.0%

Human Resources

City of Waukesha - 2018 Annual Operating Budget

0100	General Fund	2015 Actuals	2016 Actuals	2017 Orig Bud	2017 Actuals	2017 Projected	2018 Executive	PCT Change 2017-2018Orig
1430	Human Resources/Admin	290,838.52	264,502.36	349,597.00	156,225.67	289,273.00	366,724.00	4.9%
1430	51110 Salaries	166,252.11	165,260.07	223,063.00	106,038.47	195,063.00	242,610.00	8.8%
1430	51180 Accrued Vacation	(148.35)	(666.72)	0.00	0.00	0.00	0.00	0.0%
1430	51250 Wages Temporary	815.67	76.50	600.00	0.00	0.00	600.00	0.0%
1430	51510 Social Security	11,980.70	11,899.18	17,073.00	7,869.88	12,963.00	18,568.00	8.8%
1430	51520 Retirement	11,296.25	10,915.86	15,168.00	7,211.82	11,176.00	16,255.00	7.2%
1430	51540 Health Insurance	41,012.46	37,332.07	45,991.00	16,100.48	30,000.00	45,991.00	0.0%
1430	51550 Life Insurance	827.96	1,011.92	1,263.00	634.44	1,021.00	1,288.00	2.0%
1430	51560 Dental Insurance	2,263.93	2,132.50	2,652.00	916.25	2,280.00	1,512.00	-43.0%
1430	52110 Medical Services	10,009.50	5,317.25	3,500.00	3,179.80	3,300.00	3,500.00	0.0%
1430	52190 Other Professional Services	15,002.00	1,200.00	4,000.00	0.00	1,200.00	2,000.00	-50.0%
1430	52250 Telephone	1,880.82	1,758.95	2,000.00	1,269.38	2,000.00	2,000.00	0.0%
1430	52420 Machinery And Equip Maint	0.00	0.00	50.00	0.00	50.00	50.00	0.0%
1430	53110 Postage and Box Rent	3,020.19	3,270.99	3,500.00	960.38	3,300.00	3,500.00	0.0%
1430	53120 Office Supplies	691.24	474.47	750.00	271.57	750.00	750.00	0.0%
1430	53130 Printing/Photocopying	714.54	278.40	800.00	330.44	550.00	600.00	-25.0%
1430	53135 Internal Printing	2,452.28	1,587.65	1,537.00	812.00	1,150.00	1,200.00	-21.9%
1430	53185 PCORI Fees	2,221.44	2,324.07	2,500.00	2,420.46	2,420.00	2,500.00	0.0%
1430	53220 Subscriptions-Office	1,730.90	1,897.55	1,500.00	0.00	1,950.00	2,000.00	33.3%
1430	53240 Membership Dues	225.00	195.00	300.00	30.00	300.00	300.00	0.0%
1430	53250 Conference And Training	90.00	0.00	1,000.00	418.00	850.00	1,000.00	0.0%
1430	53260 Advertising	8,603.49	10,075.13	11,550.00	2,250.00	8,500.00	10,000.00	-13.4%
1430	57310 Employee Awards	258.65	295.60	800.00	221.70	450.00	500.00	-37.5%
1430	57311 Tuition Reimbursement	9,637.74	7,865.92	10,000.00	5,290.60	10,000.00	10,000.00	0.0%

City of Waukesha - 2018 Annual Operating Budget

0100 General Fund	2015 Actuals	2016 Actuals	2017 Orig Bud	2017 Actuals	2017 Projected	2018 Executive	PCT Change 2017-2018Orig
1431 Labor Relations	0.00	0.00	0.00	16,433.21	16,433.00	16,433.00	1643300.0%
1431 53496 Management Recruitment Service	0.00	0.00	0.00	16,433.21	16,433.00	16,433.00	0.0%

City of Waukesha - 2018 Annual Operating Budget

0100	General Fund	2015 Actuals	2016 Actuals	2017 Orig Bud	2017 Actuals	2017 Projected	2018 Executive	PCT Change 2017-2018Orig	
1433	Payroll	50,106.95	51,844.88	50,331.00	30,413.94	49,386.00	50,628.00	0.6%	
1433	51180	Accrued Vacation	45.46	103.71	0.00	0.00	0.00	0.0%	
1433	51210	Wages Permanent	37,605.47	39,890.78	38,060.00	23,454.49	39,011.00	2.5%	
1433	51220	Overtime	285.94	76.90	1,000.00	52.80	300.00	500.00	-50.0%
1433	51510	Social Security	2,898.44	3,050.24	2,988.00	1,798.32	3,000.00	3,023.00	1.2%
1433	51520	Retirement	2,573.39	2,641.48	2,656.00	1,598.49	2,600.00	2,647.00	-0.3%
1433	51550	Life Insurance	55.56	83.46	121.00	60.50	121.00	122.00	0.8%
1433	53110	Postage and Box Rent	589.47	613.14	600.00	402.41	600.00	600.00	0.0%
1433	53120	Office Supplies	238.78	252.48	250.00	120.53	250.00	250.00	0.0%
1433	53130	Printing/Photocopying	1,253.61	1,702.72	1,400.00	1,000.40	1,200.00	1,200.00	-14.3%
1433	53135	Internal Printing	3,678.40	2,379.97	2,181.00	1,218.00	2,180.00	2,200.00	0.9%
1433	53220	Subscriptions-Office	861.00	831.00	900.00	708.00	900.00	900.00	0.0%
1433	53240	Membership Dues	0.00	219.00	175.00	0.00	175.00	175.00	0.0%
1433	53940	Confiscated Vehicle Fees	21.43	0.00	0.00	0.00	0.00	0.00	0.0%

Assessor

City of Waukesha - 2018 Annual Operating Budget

0100 General Fund	2015 Actuals	2016 Actuals	2017 Orig Bud	2017 Actuals	2017 Projected	2018 Executive	PCT Change 2017-2018Orig
1540 Assessor	495,468.79	488,033.27	506,092.00	294,143.82	507,572.00	506,391.00	0.1%
1540 51110 Salaries	337,200.42	342,705.04	347,088.00	204,012.98	347,088.00	354,634.00	2.2%
1540 51170 Accrued Compensatory time	32.92	(1.05)	0.00	0.00	0.00	0.00	0.0%
1540 51180 Accrued Vacation	488.87	(35.09)	0.00	0.00	0.00	0.00	0.0%
1540 51510 Social Security	25,236.10	25,613.47	26,552.00	15,240.68	26,552.00	27,129.00	2.2%
1540 51520 Retirement	22,914.65	22,636.43	23,602.00	13,872.75	23,602.00	23,760.00	0.7%
1540 51540 Health Insurance	61,077.38	59,151.11	58,634.00	35,595.97	58,634.00	58,634.00	0.0%
1540 51550 Life Insurance	1,350.10	1,581.66	2,065.00	1,030.16	2,065.00	2,103.00	1.8%
1540 51560 Dental Insurance	3,396.38	3,425.00	3,396.00	2,061.46	3,396.00	3,396.00	0.0%
1540 52250 Telephone	1,725.69	1,422.26	1,800.00	1,033.76	1,800.00	1,800.00	0.0%
1540 52990 Municipal Fee-Manuf prop assmt	19,102.61	18,548.92	19,000.00	0.00	19,000.00	19,000.00	0.0%
1540 53110 Postage and Box Rent	10,307.65	2,671.67	10,400.00	11,870.59	12,300.00	4,000.00	-61.5%
1540 53120 Office Supplies	367.53	463.50	600.00	181.44	300.00	600.00	0.0%
1540 53130 Printing/Photocopying	3,692.43	1,515.55	3,700.00	4,766.37	4,900.00	2,000.00	-45.9%
1540 53135 Internal Printing	1,783.26	2,895.73	2,700.00	2,029.00	2,600.00	3,000.00	11.1%
1540 53220 Subscriptions-Office	235.00	408.00	400.00	216.00	400.00	400.00	0.0%
1540 53240 Membership Dues	595.00	655.00	655.00	300.00	635.00	635.00	-3.1%
1540 53250 Conference And Training	2,173.92	1,333.71	2,000.00	700.00	1,400.00	2,000.00	0.0%
1540 53260 Advertising	110.56	0.00	0.00	0.00	0.00	0.00	0.0%
1540 53320 Employee Auto Allowance	3,678.32	3,042.36	3,500.00	1,232.66	2,900.00	3,300.00	-5.7%

Finance

City of Waukesha - 2018 Annual Operating Budget

0100	General Fund	2015 Actuals	2016 Actuals	2017 Orig Bud	2017 Actuals	2017 Projected	2018 Executive	PCT Change 2017-2018Orig
1570 Accounting and Budget		592,135.89	698,636.09	786,988.00	441,446.63	761,116.00	823,185.00	4.6%
	1570 51110 Salaries	374,698.58	416,115.91	470,074.00	255,087.97	452,208.00	498,410.00	6.0%
	1570 51170 Accrued Compensatory time	(1,679.22)	134.01	0.00	0.00	0.00	0.00	0.0%
	1570 51180 Accrued Vacation	(915.25)	247.84	0.00	0.00	0.00	0.00	0.0%
	1570 51210 Wages Permanent	42,645.74	75,593.48	80,145.00	44,517.44	77,198.00	84,472.00	5.4%
	1570 51220 Overtime	830.43	558.87	300.00	650.39	700.00	700.00	133.3%
	1570 51250 Wages Temporary	8,786.41	0.00	0.00	0.00	0.00	0.00	0.0%
	1570 51510 Social Security	31,831.68	37,367.06	41,877.00	22,716.62	40,041.00	44,177.00	5.5%
	1570 51520 Retirement	27,691.03	32,256.08	37,082.00	20,421.77	36,041.00	38,752.00	4.5%
	1570 51540 Health Insurance	40,829.22	67,286.16	85,537.00	46,247.18	84,626.00	85,537.00	0.0%
	1570 51550 Life Insurance	1,277.30	1,385.08	1,716.00	832.34	1,600.00	1,775.00	3.4%
	1570 51560 Dental Insurance	1,941.46	2,782.89	3,792.00	2,187.90	3,770.00	3,792.00	0.0%
	1570 52130 Accounting And Auditing	41,400.00	39,832.50	40,000.00	33,933.00	40,000.00	40,000.00	0.0%
	1570 52135 Consulting	0.00	3,000.00	3,500.00	2,325.00	2,325.00	3,000.00	-14.3%
	1570 52190 Other Professional Services	4,725.00	3,550.00	3,550.00	(0.07)	3,550.00	3,550.00	0.0%
	1570 52250 Telephone	2,031.07	1,860.29	2,000.00	1,352.89	2,004.00	2,000.00	0.0%
	1570 52420 Machinery And Equip Maint	0.00	361.00	0.00	0.00	0.00	0.00	0.0%
	1570 53110 Postage and Box Rent	3,530.86	3,168.63	3,500.00	1,717.68	3,200.00	3,500.00	0.0%
	1570 53120 Office Supplies	2,311.78	2,139.99	1,400.00	1,061.43	1,600.00	1,400.00	0.0%
	1570 53130 Printing/Photocopying	696.09	666.94	1,000.00	360.09	700.00	1,000.00	0.0%
	1570 53135 Internal Printing	3,471.72	3,886.80	4,115.00	2,035.00	3,800.00	3,800.00	-7.7%
	1570 53220 Subscriptions-Office	156.00	187.20	200.00	197.60	198.00	220.00	10.0%
	1570 53240 Membership Dues	862.00	875.00	1,100.00	875.00	950.00	1,000.00	-9.1%
	1570 53250 Conference And Training	5,354.16	4,866.36	6,000.00	4,368.41	6,000.00	6,000.00	0.0%
	1570 53260 Advertising	62.41	0.00	100.00	29.00	75.00	100.00	0.0%
	1570 53940 Confiscated Vehicle Fees	(1,631.30)	0.00	0.00	0.00	0.00	0.00	0.0%
	1570 68130 Office Furniture	1,228.72	514.00	0.00	529.99	530.00	0.00	0.0%

Clerk/Treasurer

Clerk

Elections

Treasurer

City of Waukesha - 2018 Annual Operating Budget

0100 General Fund	2015 Actuals	2016 Actuals	2017 Orig Bud	2017 Actuals	2017 Projected	2018 Executive	PCT Change 2017-2018Orig
1410 City Clerk	30,000.00	10,000.00	0.00	0.00	0.00	0.00	0.0%
1410 57930 Development Grants	30,000.00	10,000.00	0.00	0.00	0.00	0.00	0.0%

City of Waukesha - 2018 Annual Operating Budget

0100	General Fund	2015 Actuals	2016 Actuals	2017 Orig Bud	2017 Actuals	2017 Projected	2018 Executive	PCT Change 2017-2018Orig
1420 Elections		55,264.92	112,122.68	52,048.00	33,860.39	34,528.00	82,778.00	59.0%
	1420 51250 Wages Temporary	39,877.44	95,417.84	38,394.00	21,555.17	21,556.00	68,538.00	78.5%
	1420 51580 Unemployment Compensation	0.00	6.01	0.00	178.88	179.00	0.00	0.0%
	1420 52190 Other Professional Services	0.00	25.00	0.00	0.00	0.00	0.00	0.0%
	1420 52420 Machinery And Equip Maint	9,212.04	0.00	7,854.00	7,140.00	7,140.00	7,140.00	-9.1%
	1420 53120 Office Supplies	1,211.50	3,181.40	1,500.00	1,054.89	1,500.00	1,500.00	0.0%
	1420 53130 Printing/Photocopying	2,759.42	4,354.63	3,500.00	2,966.86	2,967.00	3,800.00	8.6%
	1420 53260 Advertising	754.56	534.34	700.00	479.44	700.00	700.00	0.0%
	1420 53320 Employee Auto Allowance	19.96	0.00	100.00	0.00	0.00	100.00	0.0%
	1420 53490 Other Operating Supplies	0.00	3,600.00	0.00	0.00	0.00	0.00	0.0%
	1420 55330 Equipment Rental	0.00	1,003.86	0.00	485.15	486.00	1,000.00	0.0%
	1420 68130 Office Furniture & Equipment	1,430.00	3,999.60	0.00	0.00	0.00	0.00	0.0%

City of Waukesha - 2018 Annual Operating Budget

0100	General Fund	2015 Actuals	2016 Actuals	2017 Orig Bud	2017 Actuals	2017 Projected	2018 Executive	PCT Change 2017-2018Orig
1560	Treasurer	699,158.65	675,996.35	672,631.00	375,770.33	675,084.00	698,458.00	3.8%
1560	51110 Salaries	340,667.80	346,763.54	354,700.00	204,719.35	354,700.00	368,579.00	3.9%
1560	51170 Accrued Compensatory time	(986.30)	2,398.96	0.00	0.00	500.00	0.00	0.0%
1560	51180 Accrued Vacation	351.37	1,278.11	0.00	0.00	0.00	0.00	0.0%
1560	51210 Wages Permanent	39,948.68	41,006.91	42,011.00	26,543.99	46,186.00	47,341.00	12.7%
1560	51220 Overtime	1,286.87	4,836.55	4,772.00	1,027.05	1,500.00	5,874.00	23.1%
1560	51250 Wages Temporary	2,728.60	3,761.94	3,335.00	420.02	3,335.00	3,525.00	5.7%
1560	51410 Board Per Diem	450.00	100.00	450.00	250.00	250.00	250.00	-44.4%
1560	51510 Social Security	27,725.64	28,474.37	30,762.00	16,862.46	30,762.00	32,318.00	5.1%
1560	51520 Retirement	25,944.25	25,940.57	27,301.00	15,795.54	27,301.00	28,260.00	3.5%
1560	51540 Health Insurance	110,913.34	116,705.81	111,809.00	63,986.05	111,809.00	111,809.00	0.0%
1560	51550 Life Insurance	679.64	790.54	1,005.00	525.75	1,005.00	1,048.00	4.3%
1560	51560 Dental Insurance	6,444.62	6,678.18	6,444.00	3,732.36	6,444.00	6,444.00	0.0%
1560	51580 Unemployment Compensation	139.48	0.00	0.00	0.00	0.00	0.00	0.0%
1560	52120 Legal Services	5,915.00	6,244.00	6,200.00	5,075.00	6,200.00	6,200.00	0.0%
1560	52180 Management Services	9,188.93	18,100.09	12,000.00	6,863.65	12,000.00	10,000.00	-16.7%
1560	52190 Other Professional Services	70,506.56	14,369.74	14,000.00	6,857.98	15,000.00	15,000.00	7.1%
1560	52250 Telephone	2,250.89	2,228.62	2,400.00	1,685.47	2,600.00	2,800.00	16.7%
1560	52420 Machinery And Equip Maint	5,379.98	5,040.00	4,550.00	3,539.22	4,560.00	4,560.00	0.2%
1560	53110 Postage and Box Rent	22,591.20	25,645.91	23,000.00	6,736.60	23,000.00	26,000.00	13.0%
1560	53120 Office Supplies	1,110.56	832.51	1,200.00	666.51	1,200.00	1,200.00	0.0%
1560	53130 Printing/Photocopying	13,698.58	12,512.63	13,500.00	1,690.03	13,500.00	14,000.00	3.7%
1560	53135 Internal Printing	9,346.66	8,907.85	9,037.00	5,859.00	9,000.00	9,000.00	-0.4%
1560	53220 Subscriptions-Office	120.00	132.00	150.00	132.00	132.00	150.00	0.0%
1560	53240 Membership Dues	370.00	560.00	505.00	430.00	500.00	500.00	-1.0%
1560	53250 Conference And Training	1,038.00	1,266.75	2,000.00	916.60	2,000.00	2,000.00	0.0%
1560	53260 Advertising	1,348.30	1,420.77	1,500.00	1,455.70	1,600.00	1,600.00	6.7%

Attorney

City of Waukesha - 2018 Annual Operating Budget

0100	General Fund	2015 Actuals	2016 Actuals	2017 Orig Bud	2017 Actuals	2017 Projected	2018 Executive	PCT Change 2017-2018Orig
1610	Attorney's Office	577,797.86	626,142.94	632,635.00	352,352.56	610,033.00	631,761.00	-0.1%
1610	51110 Salaries	393,494.83	425,268.32	439,806.00	252,435.97	436,430.00	444,478.00	1.1%
1610	51180 Accrued Vacation	(475.22)	136.10	0.00	0.00	0.00	0.00	0.0%
1610	51210 Wages Permanent	30,083.06	0.00	0.00	0.00	0.00	0.00	0.0%
1610	51510 Social Security	31,773.67	31,842.56	33,645.00	18,789.28	32,567.00	34,003.00	1.1%
1610	51520 Retirement	29,663.05	28,101.15	29,907.00	17,165.70	29,753.00	29,780.00	-0.4%
1610	51540 Health Insurance	48,202.12	54,673.63	65,818.00	38,194.35	66,203.00	65,709.00	-0.2%
1610	51550 Life Insurance	1,477.17	1,516.86	1,991.00	891.86	1,532.00	2,017.00	1.3%
1610	51560 Dental Insurance	2,611.29	2,798.12	3,792.00	2,187.90	3,792.00	3,792.00	0.0%
1610	52120 Legal Services	83.06	46,122.74	20,000.00	3,911.50	10,500.00	20,000.00	0.0%
1610	52190 Other Professional Services	912.00	1,483.65	2,000.00	413.31	1,000.00	1,500.00	-25.0%
1610	52250 Telephone	2,799.26	2,429.12	2,700.00	1,719.83	2,700.00	2,700.00	0.0%
1610	53110 Postage and Box Rent	618.90	427.51	500.00	209.37	360.00	450.00	-10.0%
1610	53120 Office Supplies	201.28	183.75	300.00	149.12	300.00	300.00	0.0%
1610	53130 Printing/Photocopying	749.27	363.56	600.00	146.83	500.00	500.00	-16.7%
1610	53135 Internal Printing	2,975.14	2,339.69	2,256.00	2,029.00	2,029.00	2,200.00	-2.5%
1610	53170 Litigation Expense	558.19	3,271.43	3,000.00	93.18	1,500.00	3,000.00	0.0%
1610	53180 Filing Fees	60.00	20.55	100.00	0.00	90.00	100.00	0.0%
1610	53220 Subscriptions-Office	120.00	120.00	120.00	132.00	132.00	132.00	10.0%
1610	53230 Subscriptions-Law Library	26,402.57	19,244.45	20,000.00	8,248.92	14,500.00	15,000.00	-25.0%
1610	53240 Membership Dues	2,874.75	2,857.75	2,900.00	2,889.50	2,900.00	2,900.00	0.0%
1610	53250 Conference And Training	2,613.47	2,942.00	2,700.00	2,744.94	2,745.00	2,700.00	0.0%
1610	68130 Office Furniture & Equipment	0.00	0.00	500.00	0.00	500.00	500.00	0.0%

Community Development

Planning

Redevelopment
Authority

Landmarks

Tourism

Weed Control

City of Waukesha - 2018 Annual Operating Budget

0100	General Fund	2015 Actuals	2016 Actuals	2017 Orig Bud	2017 Actuals	2017 Projected	2018 Executive	PCT Change 2017-2018Orig
1720 Planning Department		540,899.97	730,462.53	757,427.00	391,767.98	758,748.00	774,603.00	2.3%
	1720 51110 Salaries	336,288.61	412,450.51	428,927.00	227,934.18	428,927.00	465,258.00	8.5%
	1720 51180 Accrued Vacation	1,386.26	(282.65)	0.00	0.00	0.00	0.00	0.0%
	1720 51210 Wages Permanent	23,908.76	55,815.40	56,272.00	32,460.45	56,272.00	57,893.00	2.9%
	1720 51250 Wages Temporary	8,500.86	0.00	5,200.00	5,749.50	5,750.00	5,200.00	0.0%
	1720 51510 Social Security	29,678.91	35,211.96	37,029.00	19,623.26	37,029.00	40,096.00	8.3%
	1720 51520 Retirement	26,003.56	30,941.77	32,817.00	17,706.63	32,817.00	34,877.00	6.3%
	1720 51540 Health Insurance	84,709.06	92,196.18	85,537.00	46,348.61	85,537.00	88,705.00	3.7%
	1720 51550 Life Insurance	679.91	994.07	1,048.00	550.43	1,048.00	1,279.00	22.0%
	1720 51560 Dental Insurance	5,392.44	6,283.24	6,072.00	3,224.77	6,072.00	6,258.00	3.1%
	1720 52190 Other Professional Services	0.00	0.00	30,000.00	2,200.00	32,500.00	0.00	-100.0%
	1720 52250 Telephone	3,463.20	2,901.39	4,000.00	2,389.00	3,570.00	3,311.00	-17.2%
	1720 52410 Vehicle Maintenance	274.59	321.69	500.00	20.18	100.00	232.00	-53.6%
	1720 53110 Postage and Box Rent	1,891.47	1,474.55	2,000.00	1,020.53	1,500.00	1,800.00	-10.0%
	1720 53120 Office Supplies	1,083.34	528.22	1,200.00	933.41	1,200.00	1,200.00	0.0%
	1720 53130 Printing/Photocopying	494.75	820.93	1,200.00	598.85	1,051.00	1,000.00	-16.7%
	1720 53135 Internal Printing	3,837.25	7,685.77	7,101.00	3,829.00	7,101.00	7,100.00	0.0%
	1720 53220 Subscriptions-Office	120.00	132.00	144.00	132.00	144.00	144.00	0.0%
	1720 53240 Membership Dues	1,500.00	1,120.00	1,900.00	1,080.00	1,900.00	1,900.00	0.0%
	1720 53250 Conference And Training	4,784.32	5,025.38	5,050.00	2,631.89	5,050.00	5,000.00	-1.0%
	1720 53260 Advertising	3,313.04	48,597.46	50,000.00	22,907.90	50,000.00	52,000.00	4.0%
	1720 53350 Recognition	0.00	0.00	500.00	0.00	500.00	500.00	0.0%
	1720 53510 Gasoline; Oil; Grease Etc.	604.64	395.71	630.00	337.39	500.00	550.00	-12.7%
	1720 53940 Other	0.00	573.95	300.00	90.00	180.00	300.00	0.0%
	1720 68130 Office Furniture & Equipment	2,985.00	469.00	0.00	0.00	0.00	0.00	0.0%
	1720 89240 Transfer To Capital Projects	0.00	26,806.00	0.00	0.00	0.00	0.00	0.0%

City of Waukesha - 2018 Annual Operating Budget

0100 General Fund	2015 Actuals	2016 Actuals	2017 Orig Bud	2017 Actuals	2017 Projected	2018 Executive	PCT Change 2017-2018Orig
1722 Redevelopment Authority	8,600.16	3,046.56	4,895.00	2,735.09	4,735.00	4,895.00	0.0%
1722 52990 Sundry Contractual Services	5,794.00	0.00	0.00	0.00	0.00	0.00	0.0%
1722 53110 Postage and Box Rent	0.00	256.56	0.00	0.00	0.00	300.00	0.0%
1722 53130 Printing/Photocopying	141.86	0.00	140.00	0.00	140.00	0.00	-100.0%
1722 53240 Membership Dues	725.00	840.00	905.00	420.00	745.00	745.00	-17.7%
1722 53250 Conference And Training	1,939.30	1,950.00	3,850.00	2,315.09	3,850.00	3,850.00	0.0%

City of Waukesha - 2018 Annual Operating Budget

0100 General Fund	2015 Actuals	2016 Actuals	2017 Orig Bud	2017 Actuals	2017 Projected	2018 Executive	PCT Change 2017-2018Orig
1730 Landmarks Commission	1,050.58	3,755.32	1,728.00	426.95	1,127.00	3,900.00	125.7%
1730 52220 Electric	291.12	300.46	308.00	180.36	300.00	350.00	13.6%
1730 53110 Postage and Box Rent	1.90	0.00	0.00	1.59	2.00	0.00	0.0%
1730 53130 Printing/Photocopying	0.00	0.00	250.00	0.00	0.00	0.00	-100.0%
1730 53180 Filing Fees	0.00	30.00	120.00	0.00	0.00	60.00	-50.0%
1730 53240 Membership Dues	150.00	40.00	150.00	40.00	40.00	40.00	-73.3%
1730 53250 Conference And Training	229.76	660.00	550.00	0.00	550.00	650.00	18.2%
1730 53260 Advertising	0.00	32.93	50.00	0.00	30.00	50.00	0.0%
1730 53350 Recognition	377.80	110.00	300.00	205.00	205.00	250.00	-16.7%
1730 53940 Other	0.00	2,581.93	0.00	0.00	0.00	2,500.00	0.0%

City of Waukesha - 2018 Annual Operating Budget

0100 General Fund	2015 Actuals	2016 Actuals	2017 Orig Bud	2017 Actuals	2017 Projected	2018 Executive	PCT Change 2017-2018Orig
1790 Tourism	153,389.79	161,072.65	143,322.00	97,264.66	143,328.00	142,615.00	-0.5%
1790 57920 Operating Grants	153,389.79	161,072.65	143,322.00	97,264.66	143,328.00	142,615.00	-0.5%

City of Waukesha - 2018 Annual Operating Budget

0100	General Fund	2015 Actuals	2016 Actuals	2017 Orig Bud	2017 Actuals	2017 Projected	2018 Executive	PCT Change 2017-2018Orig
5630	Weed Control	6,885.55	7,720.46	7,386.00	3,751.67	7,386.00	7,594.00	2.8%
5630	51210 Wages Permanent	0.00	0.00	2,520.00	1,448.29	2,520.00	2,583.00	2.5%
5630	51250 Wages Temporary	3,144.45	4,041.85	0.00	0.00	0.00	0.00	0.0%
5630	51510 Social Security	46.10	58.61	193.00	102.89	193.00	198.00	2.6%
5630	51520 Retirement	0.00	0.00	171.00	98.55	171.00	173.00	1.2%
5630	51540 Health Insurance	0.00	0.00	991.00	571.95	991.00	991.00	0.0%
5630	51550 Life Insurance	0.00	0.00	4.00	2.14	4.00	4.00	0.0%
5630	51560 Dental Insurance	0.00	0.00	57.00	32.85	57.00	57.00	0.0%
5630	52190 Other Professional Services	3,695.00	3,620.00	3,450.00	1,495.00	3,450.00	3,588.00	4.0%

City Hall

City of Waukesha - 2018 Annual Operating Budget

0100	General Fund	2015 Actuals	2016 Actuals	2017 Orig Bud	2017 Actuals	2017 Projected	2018 Executive	PCT Change 2017-2018Orig
1810	City Hall	207,700.07	164,484.17	194,342.00	114,665.43	187,127.00	202,118.00	4.0%
1810	51110 Salaries	39,430.18	40,018.82	40,874.00	24,266.40	40,875.00	41,896.00	2.5%
1810	51180 Accrued Vacation	(118.26)	(123.45)	0.00	0.00	0.00	0.00	0.0%
1810	51210 Wages Permanent	11,825.50	10,055.46	11,356.00	7,365.23	11,135.00	11,640.00	2.5%
1810	51220 Overtime	0.00	0.00	382.00	0.00	400.00	382.00	0.0%
1810	51510 Social Security	3,828.95	3,742.24	4,025.00	2,367.19	3,946.00	4,125.00	2.5%
1810	51520 Retirement	2,680.05	2,642.95	2,805.00	1,650.22	2,670.00	2,833.00	1.0%
1810	51540 Health Insurance	4,800.10	4,607.98	4,608.00	2,835.68	4,608.00	4,608.00	0.0%
1810	51550 Life Insurance	108.76	112.24	128.00	87.40	127.00	131.00	2.3%
1810	51560 Dental Insurance	297.70	297.70	298.00	183.20	298.00	298.00	0.0%
1810	52160 Janitorial Services	0.00	0.00	2,000.00	0.00	1,500.00	2,000.00	0.0%
1810	52210 Water And Sewer	2,742.35	2,082.61	1,838.00	1,326.70	2,182.00	2,360.00	28.4%
1810	52220 Electric	73,384.12	67,548.62	56,918.00	35,264.90	60,410.00	61,100.00	7.3%
1810	52230 Sewer	1,766.49	1,175.34	1,199.00	991.25	1,191.00	1,295.00	8.0%
1810	52240 Heat	10,485.24	8,938.37	8,761.00	5,153.62	7,220.00	7,300.00	-16.7%
1810	52250 Telephone	684.11	526.29	650.00	376.78	565.00	650.00	0.0%
1810	52420 Machinery And Equip Maint	37,627.57	14,581.66	40,000.00	18,157.47	30,000.00	40,000.00	0.0%
1810	52450 Grounds Maintenance & Impr	4,638.81	839.79	5,000.00	5,065.82	7,500.00	5,000.00	0.0%
1810	52470 Building Maintenance	10,022.37	3,955.10	10,000.00	7,464.48	9,000.00	13,000.00	30.0%
1810	53440 Janitorial Supplies	3,496.03	3,482.45	3,500.00	2,109.09	3,500.00	3,500.00	0.0%

Information Technology

City of Waukesha - 2018 Annual Operating Budget

0100	General Fund	2015 Actuals	2016 Actuals	2017 Orig Bud	2017 Actuals	2017 Projected	2018 Executive	PCT Change 2017-2018Orig
1915	Information Technology	1,208,912.22	1,324,752.07	1,434,471.00	766,731.69	1,330,837.00	1,462,302.00	1.9%
1915	51110 Salaries	768,722.20	731,630.98	760,341.00	385,771.50	700,000.00	780,716.00	2.7%
1915	51180 Accrued Vacation	1,595.94	(1,551.64)	0.00	0.00	0.00	0.00	0.0%
1915	51210 Wages Permanent	62,490.95	60,891.97	81,512.00	32,930.35	58,000.00	67,641.00	-17.0%
1915	51220 Overtime	1,638.49	830.12	3,000.00	935.79	2,000.00	3,000.00	0.0%
1915	51250 Wages Temporary	2,938.76	0.00	0.00	3,500.50	5,100.00	5,000.00	0.0%
1915	51510 Social Security	63,606.14	58,914.22	64,631.00	31,067.73	54,000.00	64,645.00	0.0%
1915	51520 Retirement	58,073.97	48,399.03	57,273.00	28,508.19	50,000.00	56,265.00	-1.8%
1915	51540 Health Insurance	192,299.69	171,361.99	178,447.00	95,298.57	165,000.00	178,447.00	0.0%
1915	51550 Life Insurance	2,124.10	2,077.63	2,636.00	1,250.95	2,100.00	2,657.00	0.8%
1915	51560 Dental Insurance	10,137.22	8,893.27	10,260.00	4,950.45	9,000.00	10,260.00	0.0%
1915	51580 Unemployment Compensation	0.00	9,620.00	0.00	0.00	0.00	0.00	0.0%
1915	52140 Data Processing-External	0.00	3,341.25	0.00	660.00	660.00	0.00	0.0%
1915	52190 Other Professional Services	0.00	188,532.50	238,400.00	164,000.00	248,400.00	248,000.00	4.0%
1915	52250 Telephone	10,637.61	9,685.79	9,500.00	5,055.22	8,400.00	9,500.00	0.0%
1915	53110 Postage and Box Rent	9.36	38.52	50.00	2.76	10.00	50.00	0.0%
1915	53120 Office Supplies	1,146.30	1,270.95	1,500.00	461.60	1,300.00	1,500.00	0.0%
1915	53130 Printing/Photocopying	104.80	63.61	500.00	77.49	150.00	200.00	-60.0%
1915	53135 Internal Printing	1,085.54	3,975.15	2,121.00	2,029.00	2,030.00	2,121.00	0.0%
1915	53150 Computer Supplies	2,418.74	1,453.36	2,100.00	2,460.59	2,460.00	2,100.00	0.0%
1915	53240 Membership Dues	129.00	409.00	200.00	139.00	139.00	200.00	0.0%
1915	53250 Conference And Training	0.00	51.59	0.00	0.00	0.00	0.00	0.0%
1915	53252 I/S Training-IS Staff	29,430.58	21,925.89	22,000.00	7,544.26	22,000.00	30,000.00	36.4%
1915	53320 Employee Auto Allowance	322.83	461.89	0.00	87.74	88.00	0.00	0.0%
1915	68130 Office Furniture & Equipment	0.00	2,475.00	0.00	0.00	0.00	0.00	0.0%

City of Waukesha - 2018 Annual Operating Budget

0100	General Fund	2015 Actuals	2016 Actuals	2017 Orig Bud	2017 Actuals	2017 Projected	2018 Executive	PCT Change 2017-2018Orig
1916 Citywide I.S. Services		989,434.83	1,154,263.90	1,256,500.00	1,105,820.77	1,256,000.00	1,370,500.00	9.1%
	1916 52140 Data Processing-External	98,606.05	94,982.35	100,000.00	63,292.00	100,000.00	100,000.00	0.0%
	1916 52430 Computer Hardware Maint	202,531.94	260,489.01	350,000.00	266,503.34	342,000.00	375,000.00	7.1%
	1916 52440 Software Maintenance	685,687.13	793,632.09	802,000.00	773,274.98	810,000.00	890,000.00	11.0%
	1916 52974 Computer Recycling Service	309.55	130.00	500.00	0.00	0.00	500.00	0.0%
	1916 53150 Computer Supplies	2,300.16	5,030.45	4,000.00	2,750.45	4,000.00	5,000.00	25.0%



Public Safety

Police

Fire

Building Inspection

Other Public Safety Services

Police Department

City of Waukesha - 2018 Annual Operating Budget

0100	General Fund	2015 Actuals	2016 Actuals	2017 Orig Bud	2017 Actuals	2017 Projected	2018 Executive	PCT Change 2017-2018Orig
2110 Police Administration		925,969.94	873,545.35	894,384.00	539,360.42	906,684.00	936,935.00	4.8%
	2110 51110 Salaries	571,040.20	585,645.40	592,953.00	386,773.63	650,000.00	677,160.00	14.2%
	2110 51170 Accrued Compensatory time	50,220.76	4,460.57	0.00	0.00	0.00	0.00	0.0%
	2110 51180 Accrued Vacation	2,483.75	(3,051.37)	0.00	0.00	0.00	0.00	0.0%
	2110 51210 Wages Permanent	56,606.09	50,946.48	58,574.00	0.00	0.00	0.00	-100.0%
	2110 51220 Overtime	7,371.28	6,382.56	7,000.00	0.00	0.00	0.00	-100.0%
	2110 51250 Wages Temporary	416.49	592.50	800.00	0.00	200.00	200.00	-75.0%
	2110 51260 Clothing Allowance	3,250.00	3,250.00	3,250.00	3,250.00	3,250.00	3,250.00	0.0%
	2110 51510 Social Security	46,618.45	47,208.52	49,133.00	28,638.13	49,133.00	51,152.00	4.1%
	2110 51520 Retirement	68,364.65	59,604.88	69,398.00	40,958.24	69,398.00	72,566.00	4.6%
	2110 51540 Health Insurance	105,868.10	104,102.47	99,137.00	69,811.75	118,964.00	117,162.00	18.2%
	2110 51550 Life Insurance	786.34	873.84	1,249.00	579.66	1,249.00	1,305.00	4.5%
	2110 51560 Dental Insurance	6,840.60	6,972.15	6,840.00	4,078.05	6,840.00	6,840.00	0.0%
	2110 52190 Other Professional Services	361.86	364.57	400.00	551.01	1,000.00	1,000.00	150.0%
	2110 53220 Subscriptions-Office	448.24	457.00	550.00	457.00	457.00	500.00	-9.1%
	2110 53240 Membership Dues	2,310.00	2,435.00	2,200.00	3,293.00	3,293.00	2,900.00	31.8%
	2110 53290 Other Publications/Subs/Dues	0.00	167.50	0.00	0.00	0.00	0.00	0.0%
	2110 53320 Citizens Academy	1,845.49	1,598.27	1,500.00	189.91	1,500.00	1,500.00	0.0%
	2110 53350 Meeting Supplies	648.64	484.01	600.00	430.04	600.00	600.00	0.0%
	2110 53940 Confiscated Vehicle Fees	489.00	1,051.00	800.00	350.00	800.00	800.00	0.0%

City of Waukesha - 2018 Annual Operating Budget

0100	General Fund	2015 Actuals	2016 Actuals	2017 Orig Bud	2017 Actuals	2017 Projected	2018 Executive	PCT Change 2017-2018Orig
2111	Police Training	130,693.91	132,507.27	131,882.00	107,765.24	131,882.00	140,000.00	6.2%
2111	53250 Conference And Training	56,578.29	59,324.42	56,882.00	47,813.62	56,882.00	63,000.00	10.8%
2111	53490 Fire Arm Supplies	74,115.62	73,182.85	75,000.00	59,951.62	75,000.00	77,000.00	2.7%

City of Waukesha - 2018 Annual Operating Budget

0100	General Fund	2015 Actuals	2016 Actuals	2017 Orig Bud	2017 Actuals	2017 Projected	2018 Executive	PCT Change 2017-2018Orig
2112	Police Clerical	841,805.47	936,041.99	1,006,734.00	583,899.34	1,018,883.00	1,106,592.00	9.9%
2112	51110 Salaries	419,764.64	331,585.03	571,994.00	43,813.04	76,903.00	109,430.00	-80.9%
2112	51210 Wages Permanent	107,669.02	269,426.24	79,583.00	329,324.86	564,992.00	591,878.00	643.7%
2112	51220 Overtime	316.33	1,410.84	1,000.00	1,142.04	2,500.00	4,000.00	300.0%
2112	51260 Clothing Allowance	0.00	0.00	0.00	0.00	0.00	650.00	0.0%
2112	51510 Social Security	38,356.53	43,702.87	49,922.00	27,155.88	49,181.00	53,956.00	8.1%
2112	51520 Retirement	35,860.43	39,495.58	44,375.00	25,269.20	45,212.00	51,962.00	17.1%
2112	51540 Health Insurance	177,044.71	188,890.41	197,426.00	121,682.55	217,254.00	230,745.00	16.9%
2112	51550 Life Insurance	2,280.58	2,773.40	3,272.00	1,494.96	3,039.00	2,587.00	-20.9%
2112	51560 Dental Insurance	9,801.77	10,835.65	11,376.00	6,227.21	12,516.00	13,284.00	16.8%
2112	52195 Credit Card Collection Fee	2,690.80	3,209.02	2,800.00	1,154.10	2,000.00	2,800.00	0.0%
2112	52420 Machinery And Equip Maint	4,085.86	4,204.86	5,000.00	3,795.04	5,000.00	5,000.00	0.0%
2112	53110 Postage and Box Rent	1,977.89	4,929.18	5,000.00	3,565.69	5,000.00	5,000.00	0.0%
2112	53120 Office Supplies	6,175.04	5,807.48	6,000.00	3,426.46	6,000.00	6,000.00	0.0%
2112	53130 Printing/Photocopying	5,415.60	6,032.43	7,000.00	3,547.63	7,000.00	7,000.00	0.0%
2112	53135 Internal Printing	27,079.74	20,398.23	18,986.00	9,175.00	18,986.00	19,000.00	0.1%
2112	53150 Computer Supplies	3,286.53	3,340.77	3,000.00	3,125.68	3,300.00	3,300.00	10.0%

City of Waukesha - 2018 Annual Operating Budget

0100 General Fund	2015 Actuals	2016 Actuals	2017 Orig Bud	2017 Actuals	2017 Projected	2018 Executive	PCT Change 2017-2018Orig
2120 Police Community Relations	272,824.60	250,496.67	259,107.00	154,230.16	219,550.00	276,795.00	6.8%
2120 51110 Salaries	173,999.55	174,309.39	180,438.00	104,143.30	147,146.00	178,045.00	-1.3%
2120 51220 Overtime	0.00	187.79	0.00	0.00	0.00	0.00	0.0%
2120 51260 Clothing Allowance	1,300.00	1,300.00	1,300.00	1,300.00	1,300.00	1,300.00	0.0%
2120 51510 Social Security	12,765.72	13,350.56	13,804.00	7,984.73	11,257.00	13,620.00	-1.3%
2120 51520 Retirement	19,533.52	16,786.01	19,562.00	11,455.77	15,900.00	19,870.00	1.6%
2120 51540 Health Insurance	41,307.24	23,205.53	19,827.00	13,038.85	19,827.00	39,655.00	100.0%
2120 51550 Life Insurance	198.78	214.83	246.00	133.59	190.00	175.00	-28.9%
2120 51560 Dental Insurance	2,280.20	2,324.05	2,280.00	1,359.35	2,280.00	2,280.00	0.0%
2120 52440 Hardware/Software Maintenance	7,450.00	7,450.00	7,450.00	7,450.00	7,450.00	7,450.00	0.0%
2120 53120 Office Supplies/Promotional	7,919.73	7,958.03	10,000.00	4,644.21	10,000.00	10,000.00	0.0%
2120 53490 Explorer Post Expenses	1,090.79	1,187.73	1,200.00	1,070.41	1,200.00	1,400.00	16.7%
2120 53940 Bike unit	4,979.07	2,222.75	3,000.00	1,649.95	3,000.00	3,000.00	0.0%

City of Waukesha - 2018 Annual Operating Budget

0100	General Fund	2015 Actuals	2016 Actuals	2017 Orig Bud	2017 Actuals	2017 Projected	2018 Executive	PCT Change 2017-2018Orig
2130	Police Patrol	8,746,155.03	8,699,044.84	9,294,451.00	5,270,766.20	9,144,511.00	9,528,235.00	2.5%
2130	51110 Salaries	5,838,039.59	5,982,736.37	6,311,577.00	3,528,016.18	6,176,360.00	6,456,741.00	2.3%
2130	51210 Wages Permanent	0.00	0.00	0.00	13,660.05	22,760.00	62,400.00	0.0%
2130	51220 Overtime	385,394.40	245,059.81	375,000.00	224,016.08	363,000.00	363,000.00	-3.2%
2130	51250 Wages Temporary	16,186.80	16,609.35	37,440.00	8,678.10	13,000.00	15,600.00	-58.3%
2130	51260 Clothing Allowance	56,779.11	54,360.02	53,950.00	39,182.45	53,950.00	53,950.00	0.0%
2130	51510 Social Security	464,311.20	464,520.22	496,163.00	282,216.06	486,181.00	508,389.00	2.5%
2130	51520 Retirement	675,775.84	601,287.34	734,665.00	413,026.56	722,542.00	759,922.00	3.4%
2130	51540 Health Insurance	1,188,825.58	1,201,241.13	1,159,237.00	683,142.15	1,179,064.00	1,176,855.00	1.5%
2130	51550 Life Insurance	5,805.74	6,396.69	7,505.00	3,523.04	7,300.00	6,887.00	-8.2%
2130	51560 Dental Insurance	66,957.69	70,669.64	69,720.00	39,905.23	70,860.00	67,812.00	-2.7%
2130	51580 Unemployment Compensation	67.47	163.12	0.00	0.00	0.00	0.00	0.0%
2130	52110 Medical Services	0.00	600.00	0.00	0.00	0.00	0.00	0.0%
2130	53140 Tactical Equipment	10,650.45	9,989.19	10,000.00	4,980.75	10,000.00	10,000.00	0.0%
2130	53460 Honor Guard	98.61	2,159.58	0.00	121.45	300.00	0.00	0.0%
2130	53461 Body Armor	19,588.90	19,035.83	20,000.00	15,158.69	20,000.00	20,000.00	0.0%
2130	53462 CSO Uniforms	0.00	0.00	2,300.00	2,183.73	2,300.00	9,000.00	291.3%
2130	53490 Other Operating Supplies	12,573.65	16,716.55	13,700.00	9,761.68	13,700.00	13,700.00	0.0%
2130	53940 S.R.O. Materials	101.00	0.00	0.00	0.00	0.00	0.00	0.0%
2130	57920 Operating Grants	4,999.00	0.00	0.00	0.00	0.00	0.00	0.0%
2130	68190 Other Capital	0.00	7,500.00	3,194.00	3,194.00	3,194.00	3,979.00	24.6%

City of Waukesha - 2018 Annual Operating Budget

0100	General Fund	2015 Actuals	2016 Actuals	2017 Orig Bud	2017 Actuals	2017 Projected	2018 Executive	PCT Change 2017-2018Orig
2140	Police Investigations CID	2,826,637.38	2,866,427.55	2,927,583.00	1,712,699.91	2,931,188.00	2,992,144.00	2.2%
2140	51110 Salaries	1,884,242.58	1,951,780.23	1,978,839.00	1,143,726.27	1,981,133.00	2,034,866.00	2.8%
2140	51220 Overtime	70,525.14	85,495.73	80,000.00	47,711.24	80,000.00	80,000.00	0.0%
2140	51260 Clothing Allowance	14,575.90	14,950.00	15,600.00	15,600.00	15,600.00	15,600.00	0.0%
2140	51510 Social Security	145,154.32	152,921.63	157,501.00	89,739.70	157,677.00	161,787.00	2.7%
2140	51520 Retirement	217,939.45	196,113.10	225,900.00	131,109.22	225,867.00	235,439.00	4.2%
2140	51540 Health Insurance	428,093.96	410,500.61	409,003.00	237,749.50	409,003.00	393,709.00	-3.7%
2140	51550 Life Insurance	2,239.23	2,506.89	3,056.00	1,544.41	3,084.00	3,187.00	4.3%
2140	51560 Dental Insurance	23,830.59	25,488.18	24,684.00	14,870.26	25,824.00	25,056.00	1.5%
2140	53490 Other Operating Supplies	825.42	1,437.50	2,000.00	639.80	2,000.00	1,500.00	-25.0%
2140	53940 Investigation Supplies & Exp	4,210.79	4,933.68	6,000.00	5,009.51	6,000.00	6,000.00	0.0%
2140	53945 Drug Investigations	35,000.00	20,300.00	25,000.00	25,000.00	25,000.00	35,000.00	40.0%

City of Waukesha - 2018 Annual Operating Budget

0100	General Fund	2015 Actuals	2016 Actuals	2017 Orig Bud	2017 Actuals	2017 Projected	2018 Executive	PCT Change 2017-2018Orig
2150 Police Support Services		722,156.68	585,881.82	598,073.00	352,908.71	602,379.00	615,583.00	2.9%
	2150 51110 Salaries	467,835.36	377,687.55	386,178.00	224,354.95	386,178.00	397,693.00	3.0%
	2150 51220 Overtime	15,434.53	15,460.78	11,694.00	10,314.59	16,000.00	15,000.00	28.3%
	2150 51260 Clothing Allowance	2,979.44	3,250.00	3,250.00	3,250.00	3,250.00	3,250.00	0.0%
	2150 51510 Social Security	35,241.78	28,839.44	30,437.00	17,262.04	30,437.00	31,571.00	3.7%
	2150 51520 Retirement	49,006.81	37,548.79	43,766.00	25,813.68	43,766.00	46,057.00	5.2%
	2150 51540 Health Insurance	127,661.13	100,706.56	99,137.00	57,956.84	99,137.00	99,137.00	0.0%
	2150 51550 Life Insurance	898.75	420.38	461.00	251.40	461.00	475.00	3.0%
	2150 51560 Dental Insurance	7,054.75	5,787.28	5,700.00	3,332.60	5,700.00	5,700.00	0.0%
	2150 52420 Machinery And Equip Maint	1,914.15	4,521.60	4,700.00	2,769.25	4,700.00	4,700.00	0.0%
	2150 53150 Computer Supplies	2,131.21	1,801.79	3,250.00	1,232.57	3,250.00	2,500.00	-23.1%
	2150 53190 I D Bureau Supplies	11,998.77	9,857.65	9,500.00	6,370.79	9,500.00	9,500.00	0.0%

City of Waukesha - 2018 Annual Operating Budget

0100	General Fund	2015 Actuals	2016 Actuals	2017 Orig Bud	2017 Actuals	2017 Projected	2018 Executive	PCT Change 2017-2018Orig
2151	Police Support Dispatch	1,490,361.67	1,494,738.92	1,503,631.00	862,504.14	1,488,318.00	1,484,885.00	-1.2%
2151	51110 Salaries	75,374.47	76,607.70	78,131.00	46,385.02	78,131.00	82,487.00	5.6%
2151	51210 Wages Permanent	841,706.03	851,225.58	873,215.00	478,923.57	815,000.00	896,581.00	2.7%
2151	51220 Overtime	94,315.71	102,695.47	50,000.00	72,407.27	105,000.00	60,000.00	20.0%
2151	51260 Clothing Allowance	5,708.85	6,623.22	6,400.00	5,160.92	6,000.00	6,400.00	0.0%
2151	51510 Social Security	75,330.29	76,892.96	76,603.00	44,725.87	74,210.00	79,489.00	3.8%
2151	51520 Retirement	68,424.85	67,718.27	67,915.00	40,781.96	65,793.00	69,234.00	1.9%
2151	51540 Health Insurance	230,135.70	224,910.94	243,337.00	103,037.58	235,733.00	183,964.00	-24.4%
2151	51550 Life Insurance	1,581.33	1,399.70	1,549.00	733.52	1,501.00	1,392.00	-10.1%
2151	51560 Dental Insurance	13,389.56	13,586.24	15,168.00	6,441.86	14,694.00	11,748.00	-22.5%
2151	51580 Unemployment Compensation	0.00	894.96	0.00	223.74	234.00	0.00	0.0%
2151	52260 Teletype Services	15,668.00	15,290.00	14,800.00	15,355.00	15,500.00	15,500.00	4.7%
2151	52270 Trunk Radio Operating	17,420.00	16,292.64	34,113.00	34,113.00	34,113.00	35,690.00	4.6%
2151	52420 Machinery And Equip Maint	20,624.58	7,641.29	11,300.00	4,897.51	11,300.00	11,300.00	0.0%
2151	52490 Radio Service	27,790.31	31,052.13	28,500.00	6,896.03	28,500.00	28,500.00	0.0%
2151	53120 Office Supplies	2,305.94	1,586.20	2,000.00	2,008.56	2,009.00	2,000.00	0.0%
2151	53150 Computer Supplies	586.05	321.62	600.00	412.73	600.00	600.00	0.0%

City of Waukesha - 2018 Annual Operating Budget

0100	General Fund	2015 Actuals	2016 Actuals	2017 Orig Bud	2017 Actuals	2017 Projected	2018 Executive	PCT Change 2017-2018Orig
2152 Police Support Maintenance		327,987.20	351,293.84	357,548.00	221,339.31	353,203.00	362,804.00	1.5%
	2152 51210 Wages Permanent	50,756.83	51,516.80	52,541.00	30,303.31	52,541.00	53,855.00	2.5%
	2152 51220 Overtime	3,706.11	3,723.76	4,250.00	2,057.12	4,250.00	4,250.00	0.0%
	2152 51510 Social Security	3,951.03	4,020.04	4,345.00	2,352.67	4,345.00	4,445.00	2.3%
	2152 51520 Retirement	3,701.56	3,648.17	3,862.00	2,261.86	3,862.00	3,893.00	0.8%
	2152 51540 Health Insurance	20,653.62	19,842.94	19,827.00	12,201.44	19,827.00	19,827.00	0.0%
	2152 51550 Life Insurance	84.24	85.08	96.00	53.04	96.00	98.00	2.1%
	2152 51560 Dental Insurance	1,140.10	1,140.10	1,140.00	701.60	1,140.00	1,140.00	0.0%
	2152 52210 Water And Sewer	3,696.11	3,988.69	5,081.00	2,069.92	5,081.00	5,487.00	8.0%
	2152 52220 Electric	92,064.00	88,433.96	92,727.00	57,057.75	92,727.00	93,654.00	1.0%
	2152 52240 Heat	16,797.84	11,550.44	20,000.00	8,290.43	16,000.00	20,000.00	0.0%
	2152 52250 Telephone	77,156.04	88,896.50	89,000.00	59,331.36	89,000.00	89,000.00	0.0%
	2152 52420 Machinery And Equip Maint	3,469.18	3,415.24	4,200.00	4,833.82	4,834.00	4,200.00	0.0%
	2152 52470 Building Maintenance	27,877.81	48,975.44	32,000.00	27,707.80	40,000.00	32,000.00	0.0%
	2152 52990 PrisonerHousing/Food	12,409.17	12,329.89	12,000.00	4,461.41	9,000.00	12,000.00	0.0%
	2152 53440 Janitorial Supplies	10,089.75	9,298.95	10,000.00	7,655.78	10,000.00	10,000.00	0.0%
	2152 53460 Clothing And Uniforms	433.81	427.84	500.00	0.00	500.00	500.00	0.0%
	2152 68190 Other Capital	0.00	0.00	5,979.00	0.00	0.00	8,455.00	41.4%

City of Waukesha - 2018 Annual Operating Budget

0100	General Fund	2015 Actuals	2016 Actuals	2017 Orig Bud	2017 Actuals	2017 Projected	2018 Executive	PCT Change 2017-2018Orig
2153	Police Support Pistol Range	11,916.08	24,395.97	25,450.00	22,751.30	25,690.00	25,526.00	0.3%
2153	52210 Water And Sewer	284.87	636.09	450.00	193.51	400.00	486.00	8.0%
2153	52220 Electric	3,808.29	3,504.82	4,000.00	2,425.71	4,000.00	4,040.00	1.0%
2153	52240 Heat	2,363.36	1,890.38	2,500.00	1,342.56	2,500.00	2,500.00	0.0%
2153	52420 Machinery And Equip Maint	5,459.56	18,364.68	18,500.00	18,789.52	18,790.00	18,500.00	0.0%

City of Waukesha - 2018 Annual Operating Budget

0100 General Fund	2015 Actuals	2016 Actuals	2017 Orig Bud	2017 Actuals	2017 Projected	2018 Executive	PCT Change 2017-2018Orig
2155 Police Vehicle Maintenance	205,401.26	173,118.44	222,137.00	97,298.61	177,500.00	197,500.00	-11.1%
2155 52410 Vehicle Maintenance	76,830.90	62,122.83	70,000.00	25,305.13	70,000.00	70,000.00	0.0%
2155 53510 Gasoline; Oil; Grease Etc.	121,101.31	103,098.67	144,637.00	65,991.70	100,000.00	120,000.00	-17.0%
2155 53520 Tires	7,469.05	7,896.94	7,500.00	6,001.78	7,500.00	7,500.00	0.0%

Fire Department

City of Waukesha - 2018 Annual Operating Budget

0100	General Fund	2015 Actuals	2016 Actuals	2017 Orig Bud	2017 Actuals	2017 Projected	2018 Executive	PCT Change 2017-2018Orig
2210 Fire Administration		810,424.33	866,986.21	1,026,176.00	645,751.39	1,068,676.00	1,120,501.00	9.2%
	2210 51110 Salaries	393,467.62	427,421.69	533,172.00	332,720.44	563,490.00	498,577.00	-6.5%
	2210 51170 Accrued Compensatory time	1,037.32	(1,110.06)	0.00	0.00	0.00	0.00	0.0%
	2210 51180 Accrued Vacation	552.65	12,505.75	0.00	0.00	0.00	0.00	0.0%
	2210 51210 Wages Permanent	0.00	0.00	0.00	0.00	0.00	76,678.00	0.0%
	2210 51260 Clothing Allowance	1,440.00	1,440.00	2,160.00	2,160.00	2,160.00	2,160.00	0.0%
	2210 51510 Social Security	12,747.62	13,452.69	15,974.00	9,187.22	15,211.00	16,727.00	4.7%
	2210 51520 Retirement	47,396.79	48,296.97	69,877.00	44,001.68	73,824.00	76,208.00	9.1%
	2210 51540 Health Insurance	101,343.24	102,811.10	120,947.00	72,261.45	120,947.00	120,947.00	0.0%
	2210 51550 Life Insurance	665.21	818.59	1,381.00	616.08	1,381.00	1,097.00	-20.6%
	2210 51560 Dental Insurance	5,594.23	5,906.59	6,954.00	4,152.58	6,951.00	6,954.00	0.0%
	2210 52110 Medical Services	0.00	322.87	0.00	0.00	0.00	0.00	0.0%
	2210 52135 Consulting	0.00	0.00	0.00	0.00	0.00	27,000.00	0.0%
	2210 52210 Water And Sewer	7,229.13	7,150.27	7,592.00	4,055.88	7,134.00	8,347.00	9.9%
	2210 52220 Electric	57,209.48	64,245.99	61,610.00	44,139.17	63,248.00	72,613.00	17.9%
	2210 52230 Sewer	3,246.37	3,849.45	3,408.00	2,319.13	4,100.00	4,428.00	29.9%
	2210 52240 Heat	19,862.44	19,104.12	30,000.00	15,220.15	29,400.00	31,900.00	6.3%
	2210 52250 Telephone	32,218.28	28,948.00	34,000.00	17,749.14	32,900.00	34,000.00	0.0%
	2210 52270 Trunk Radio Operating	10,611.98	9,880.00	5,421.00	5,421.00	5,421.00	5,093.00	-6.1%
	2210 52410 Vehicle Maintenance	682.37	864.05	1,000.00	618.21	800.00	1,000.00	0.0%
	2210 52420 Machinery And Equip Maint	22,406.96	27,601.85	32,000.00	21,947.10	34,000.00	34,000.00	6.3%
	2210 52470 Building & GroundsMaintenance	29,249.77	44,650.75	32,000.00	35,712.78	39,000.00	36,654.00	14.5%
	2210 53110 Postage and Box Rent	2,164.00	1,524.54	1,900.00	924.23	1,800.00	1,800.00	-5.3%
	2210 53120 Office Supplies	1,878.69	2,462.51	1,900.00	1,189.97	1,900.00	1,900.00	0.0%
	2210 53130 Printing/Photocopying	1,943.18	2,137.52	2,250.00	1,371.00	2,000.00	1,750.00	-22.2%
	2210 53135 Internal Printing	5,936.41	5,028.57	5,118.00	2,029.00	5,118.00	5,118.00	0.0%
	2210 53150 Computer Supplies	854.64	54.36	300.00	17.97	300.00	300.00	0.0%
	2210 53220 Subscriptions-Office	1,788.66	1,886.15	1,850.00	364.20	1,842.00	1,850.00	0.0%

City of Waukesha - 2018 Annual Operating Budget

0100 General Fund	2015 Actuals	2016 Actuals	2017 Orig Bud	2017 Actuals	2017 Projected	2018 Executive	PCT Change 2017-2018Orig
2210 53240 Membership Dues	1,642.72	1,653.97	2,000.00	1,454.00	1,950.00	2,000.00	0.0%
2210 53250 Conference And Training	22,717.98	15,636.28	23,000.00	12,611.08	22,999.00	23,000.00	0.0%
2210 53440 Janitorial Supplies	16,806.19	12,205.54	15,500.00	10,872.33	15,500.00	15,500.00	0.0%
2210 53490 Other Operating Supplies	5,537.93	4,225.64	4,500.00	1,426.96	4,500.00	4,500.00	0.0%
2210 53510 Gasoline; Oil; Grease Etc.	2,192.47	1,861.46	2,362.00	1,208.64	2,800.00	2,800.00	18.5%
2210 68190 Other Capital	0.00	149.00	8,000.00	0.00	8,000.00	5,600.00	-30.0%

City of Waukesha - 2018 Annual Operating Budget

0100	General Fund	2015 Actuals	2016 Actuals	2017 Orig Bud	2017 Actuals	2017 Projected	2018 Executive	PCT Change 2017-2018Orig
2211	Fire Suppression	8,946,002.05	8,778,672.71	9,064,279.00	5,073,889.34	9,084,128.00	9,326,863.00	2.9%
2211	51110 Salaries	5,764,619.43	5,822,212.17	6,052,024.00	3,306,981.98	6,030,229.00	6,262,262.00	3.5%
2211	51220 Overtime	437,898.19	249,102.32	271,299.00	154,045.12	273,612.00	271,299.00	0.0%
2211	51260 Clothing Allowance	44,695.38	47,340.03	46,080.00	46,181.55	46,182.00	46,080.00	0.0%
2211	51510 Social Security	81,602.97	82,503.78	88,481.00	47,437.70	88,481.00	91,382.00	3.3%
2211	51520 Retirement	901,921.45	809,923.28	966,673.00	528,049.75	966,673.00	1,002,597.00	3.7%
2211	51540 Health Insurance	1,374,122.74	1,314,951.09	1,278,688.00	760,478.19	1,305,285.00	1,272,921.00	-0.5%
2211	51550 Life Insurance	8,276.92	8,302.08	9,039.00	5,011.11	9,039.00	8,706.00	-3.7%
2211	51560 Dental Insurance	73,030.83	72,162.09	72,845.00	41,898.76	72,845.00	71,635.00	-1.7%
2211	52110 Medical Services	13,006.00	12,182.00	14,500.00	13,153.00	13,403.00	14,500.00	0.0%
2211	52410 Vehicle Maintenance	116,872.83	227,415.55	130,000.00	90,857.90	135,000.00	130,000.00	0.0%
2211	52420 Equipment Maintenance	6,596.44	14,915.21	15,000.00	17,398.78	17,399.00	15,000.00	0.0%
2211	53460 Uniform & Equipment	7,128.49	8,540.57	7,210.00	3,009.99	7,200.00	7,931.00	10.0%
2211	53490 Other Operating Supplies	54,747.40	36,841.57	41,000.00	25,255.05	40,000.00	41,000.00	0.0%
2211	53510 Gasoline; Oil; Grease Etc.	29,060.93	29,025.77	31,950.00	18,089.27	39,290.00	37,250.00	16.6%
2211	68190 Other Capital	32,422.05	43,255.20	39,490.00	16,041.19	39,490.00	54,300.00	37.5%

City of Waukesha - 2018 Annual Operating Budget

0100	General Fund	2015 Actuals	2016 Actuals	2017 Orig Bud	2017 Actuals	2017 Projected	2018 Executive	PCT Change 2017-2018Orig
2212	Fire Prevention	336,224.63	344,654.84	350,624.00	179,232.54	331,019.00	375,733.00	7.2%
2212	51110 Salaries	181,703.49	187,334.00	190,005.00	110,862.63	190,005.00	169,707.00	-10.7%
2212	51210 Wages Permanent	62,202.03	64,628.82	65,919.00	20,130.93	47,189.00	95,741.00	45.2%
2212	51220 Overtime	0.00	0.00	650.00	0.00	650.00	576.00	-11.4%
2212	51260 Clothing Allowance	1,800.00	1,800.00	1,800.00	1,378.76	1,800.00	1,800.00	0.0%
2212	51510 Social Security	13,611.97	14,091.17	14,695.00	6,940.64	14,695.00	15,299.00	4.1%
2212	51520 Retirement	22,709.35	22,016.77	24,210.00	12,874.62	24,210.00	24,879.00	2.8%
2212	51540 Health Insurance	44,150.50	44,037.59	42,384.00	22,754.28	42,384.00	55,905.00	31.9%
2212	51550 Life Insurance	301.94	342.67	332.00	186.30	332.00	179.00	-46.1%
2212	51560 Dental Insurance	2,454.30	2,548.67	2,454.00	1,315.77	2,454.00	3,222.00	31.3%
2212	52410 Vehicle Maintenance	1,831.58	1,988.18	2,300.00	796.12	2,000.00	2,000.00	-13.0%
2212	53480 Educational Supplies	2,248.07	1,206.10	2,500.00	554.99	2,300.00	2,300.00	-8.0%
2212	53510 Gasoline; Oil; Grease Etc.	3,211.40	2,885.67	3,375.00	1,437.50	3,000.00	4,125.00	22.2%
2212	68190 Other Capital	0.00	1,775.20	0.00	0.00	0.00	0.00	0.0%

City of Waukesha - 2018 Annual Operating Budget

0100	General Fund	2015 Actuals	2016 Actuals	2017 Orig Bud	2017 Actuals	2017 Projected	2018 Executive	PCT Change 2017-2018Orig
2213	Fire EMS	2,370,855.64	2,292,572.59	2,414,744.00	1,319,302.36	2,384,456.00	2,466,616.00	2.1%
2213	51110 Salaries	1,417,388.75	1,430,857.55	1,486,931.00	793,409.47	1,486,931.00	1,538,066.00	3.4%
2213	51220 Overtime	109,474.68	62,037.28	67,825.00	38,437.83	67,825.00	67,825.00	0.0%
2213	51260 Clothing Allowance	10,933.84	11,485.37	11,160.00	11,035.38	11,160.00	11,160.00	0.0%
2213	51510 Social Security	20,525.23	20,598.22	22,032.00	11,588.29	21,016.00	22,761.00	3.3%
2213	51520 Retirement	220,918.33	195,181.96	231,849.00	124,735.90	224,377.00	239,958.00	3.5%
2213	51540 Health Insurance	339,053.87	319,250.56	307,776.00	180,593.25	307,776.00	306,334.00	-0.5%
2213	51550 Life Insurance	2,002.48	1,989.26	2,144.00	1,183.27	2,144.00	2,052.00	-4.3%
2213	51560 Dental Insurance	17,899.69	17,515.26	17,527.00	9,922.96	17,527.00	17,225.00	-1.7%
2213	52110 Medical Consultant	11,000.00	15,000.00	22,500.00	14,500.00	22,500.00	24,960.00	10.9%
2213	52131 Ambulance Billing Service	71,269.93	78,527.68	93,000.00	47,290.45	72,500.00	81,375.00	-12.5%
2213	52190 Collection Services	1,920.69	1,174.20	2,300.00	1,230.24	2,300.00	2,300.00	0.0%
2213	52410 Vehicle Maintenance	34,402.56	19,570.04	28,000.00	7,363.90	22,000.00	25,000.00	-10.7%
2213	52420 Machinery And Equip Maint	7,891.76	9,927.31	9,200.00	3,344.96	9,400.00	10,200.00	10.9%
2213	53420 Medical Supplies	86,740.57	92,633.26	90,000.00	64,145.22	95,000.00	95,400.00	6.0%
2213	53510 Gasoline; Oil; Grease Etc.	19,433.26	16,824.64	22,500.00	10,521.24	22,000.00	22,000.00	-2.2%

City of Waukesha - 2018 Annual Operating Budget

0100	General Fund	2015 Actuals	2016 Actuals	2017 Orig Bud	2017 Actuals	2017 Projected	2018 Executive	PCT Change 2017-2018Orig
2215 County Hazmat Service		20,050.68	32,042.03	31,100.00	20,295.69	31,720.00	43,100.00	38.6%
	2215 52110 Haz Mat Physicals	7,843.00	9,035.00	9,500.00	8,458.00	8,708.00	9,500.00	0.0%
	2215 52410 Vehicle Maintenance	0.00	2,426.68	2,100.00	61.42	2,000.00	2,100.00	0.0%
	2215 53250 Conference And Training	0.00	0.00	0.00	0.00	0.00	12,000.00	0.0%
	2215 53490 Other Operating Supplies	12,207.68	14,850.03	13,000.00	3,764.74	13,000.00	13,000.00	0.0%
	2215 68190 Other Capital	0.00	5,730.32	6,500.00	8,011.53	8,012.00	6,500.00	0.0%

Building Inspections

City of Waukesha - 2018 Annual Operating Budget

0100	General Fund	2015 Actuals	2016 Actuals	2017 Orig Bud	2017 Actuals	2017 Projected	2018 Executive	PCT Change 2017-2018Orig
2310	Building Inspections	820,029.37	942,308.10	954,270.00	548,228.27	951,537.00	1,003,079.00	5.1%
2310	51110 Salaries	77,780.96	85,460.61	86,963.00	49,978.53	86,963.00	114,809.00	32.0%
2310	51170 Accrued Compensatory time	0.00	15.69	0.00	0.00	0.00	0.00	0.0%
2310	51180 Accrued Vacation	416.56	636.35	0.00	0.00	0.00	0.00	0.0%
2310	51210 Wages Permanent	496,101.82	546,308.55	553,893.00	314,499.57	553,893.00	566,895.00	2.3%
2310	51220 Overtime	83.08	0.00	0.00	0.00	0.00	0.00	0.0%
2310	51250 Wages Temporary	162.50	1,005.00	0.00	0.00	0.00	0.00	0.0%
2310	51510 Social Security	42,318.78	46,609.18	49,025.00	26,730.61	49,025.00	52,150.00	6.4%
2310	51520 Retirement	38,370.82	41,741.98	43,578.00	24,784.30	43,578.00	45,674.00	4.8%
2310	51540 Health Insurance	122,867.02	161,657.81	163,637.00	95,231.09	163,637.00	166,914.00	2.0%
2310	51550 Life Insurance	1,252.08	1,594.70	2,010.00	947.07	2,010.00	2,071.00	3.0%
2310	51560 Dental Insurance	5,107.86	8,060.12	8,295.00	4,815.59	8,295.00	9,621.00	16.0%
2310	52190 Other Professional Services	2,285.00	5,159.00	5,700.00	4,669.41	5,700.00	5,700.00	0.0%
2310	52195 Credit Card Collection Fee	2,526.70	4,686.92	5,000.00	2,330.14	3,440.00	3,550.00	-29.0%
2310	52250 Telephone	2,773.36	5,150.43	6,672.00	4,676.85	6,978.00	7,000.00	4.9%
2310	52410 Vehicle Maintenance	2,903.26	9,014.97	3,500.00	2,331.06	3,500.00	3,000.00	-14.3%
2310	53110 Postage and Box Rent	2,262.66	2,625.30	2,300.00	957.38	1,488.00	1,500.00	-34.8%
2310	53120 Office Supplies	775.65	365.66	700.00	426.80	700.00	1,100.00	57.1%
2310	53130 Printing/Photocopying	2,433.49	1,725.48	2,303.00	552.96	1,000.00	1,865.00	-19.0%
2310	53135 Internal Printing	3,785.77	3,985.78	3,791.00	3,044.00	3,791.00	3,791.00	0.0%
2310	53190 Permit Seals	1,977.00	2,476.71	1,737.00	1,655.53	2,586.00	1,652.00	-4.9%
2310	53220 Subscriptions-Office	185.00	0.00	200.00	0.00	224.00	600.00	200.0%
2310	53240 Membership Dues	1,291.69	1,685.00	1,772.00	1,688.83	1,700.00	2,492.00	40.6%
2310	53250 Conference And Training	4,774.77	8,955.66	8,667.00	6,151.48	8,667.00	8,600.00	-0.8%
2310	53260 Advertising	0.00	0.00	0.00	502.20	502.00	0.00	0.0%
2310	53510 Gasoline; Oil; Grease Etc.	4,608.54	3,387.20	4,527.00	2,254.87	3,860.00	4,095.00	-9.5%
2310	68130 Office Furniture & Equipment	2,985.00	0.00	0.00	0.00	0.00	0.00	0.0%

Other Public Safety Services

Emergency Government

Police & Fire Commission

Animal Shelter

Police Reserve

School Crossing Guards

Weights & Measures

City of Waukesha - 2018 Annual Operating Budget

0100	General Fund	2015 Actuals	2016 Actuals	2017 Orig Bud	2017 Actuals	2017 Projected	2018 Executive	PCT Change 2017-2018Orig
2410	Emergency Government	12,555.01	16,304.66	15,147.00	4,433.80	9,900.00	10,147.00	-33.0%
2410	52135 Consulting	0.00	10,000.00	5,000.00	0.00	0.00	0.00	-100.0%
2410	52250 Telephone	4,606.56	3,880.87	5,000.00	2,791.97	5,000.00	5,000.00	0.0%
2410	52410 Vehicle Maintenance	0.00	1,169.30	1,000.00	41.86	1,000.00	1,000.00	0.0%
2410	52420 Siren Maintenance	1,183.38	956.04	2,000.00	715.61	2,000.00	2,000.00	0.0%
2410	53150 Computer Supplies	4,149.75	0.00	0.00	0.00	0.00	0.00	0.0%
2410	53250 Conference And Training	1,404.29	0.00	1,400.00	841.64	1,400.00	1,400.00	0.0%
2410	53490 Other Operating Supplies	1,040.81	121.50	450.00	0.00	300.00	450.00	0.0%
2410	53510 Gasoline; Oil; Grease Etc.	170.22	176.95	297.00	42.72	200.00	297.00	0.0%

City of Waukesha - 2018 Annual Operating Budget

0100 General Fund	2015 Actuals	2016 Actuals	2017 Orig Bud	2017 Actuals	2017 Projected	2018 Executive	PCT Change 2017-2018Orig
2910 Police and Fire Commission	20,997.51	19,955.73	37,476.00	12,227.11	13,781.00	32,276.00	-13.9%
2910 52190 Medical/Agility Testing	18,253.46	18,512.04	35,000.00	11,397.05	12,000.00	30,000.00	-14.3%
2910 53110 Postage and Box Rent	428.70	18.38	300.00	11.68	100.00	100.00	-66.7%
2910 53120 Office Supplies	27.04	6.37	100.00	0.00	100.00	100.00	0.0%
2910 53130 Printing/Photocopying	0.00	0.00	100.00	105.20	105.00	100.00	0.0%
2910 53240 Membership Dues	720.00	840.00	700.00	640.00	700.00	700.00	0.0%
2910 53250 Conference And Training	47.74	0.00	276.00	0.00	276.00	276.00	0.0%
2910 53260 Advertising	492.27	0.00	0.00	0.00	0.00	0.00	0.0%
2910 53496 Recruitment Expenses	1,028.30	578.94	1,000.00	73.18	500.00	1,000.00	0.0%

City of Waukesha - 2018 Annual Operating Budget

0100 General Fund	2015 Actuals	2016 Actuals	2017 Orig Bud	2017 Actuals	2017 Projected	2018 Executive	PCT Change 2017-2018Orig
2920 Animal Shelter	45,623.00	45,623.00	45,623.00	45,623.00	45,623.00	45,623.00	0.0%
2920 52990 State Mfg Assessment Fee	45,623.00	45,623.00	45,623.00	45,623.00	45,623.00	45,623.00	0.0%

City of Waukesha - 2018 Annual Operating Budget

0100	General Fund	2015 Actuals	2016 Actuals	2017 Orig Bud	2017 Actuals	2017 Projected	2018 Executive	PCT Change 2017-2018Orig
2930	Police Reserve	3,151.68	4,021.76	5,140.00	2,404.81	5,100.00	5,840.00	13.6%
2930	53110 Postage and Box Rent	0.00	0.00	40.00	0.00	0.00	40.00	0.0%
2930	53250 Conference And Training	650.00	114.95	800.00	800.00	800.00	800.00	0.0%
2930	53350 Recognition	1,067.26	1,481.82	1,600.00	0.00	1,600.00	1,600.00	0.0%
2930	53460 Clothing And Uniforms	1,377.64	2,300.12	2,500.00	1,560.32	2,500.00	3,200.00	28.0%
2930	53490 Other Operating Supplies	56.78	124.87	200.00	44.49	200.00	200.00	0.0%

City of Waukesha - 2018 Annual Operating Budget

0100 General Fund	2015 Actuals	2016 Actuals	2017 Orig Bud	2017 Actuals	2017 Projected	2018 Executive	PCT Change 2017-2018Orig
2940 School Crossing Guards	105,621.87	105,533.03	107,739.00	63,466.11	107,739.00	109,321.00	1.5%
2940 52190 Other Professional Services	105,621.87	105,533.03	107,739.00	63,466.11	107,739.00	109,321.00	1.5%

City of Waukesha - 2018 Annual Operating Budget

0100 General Fund	2015 Actuals	2016 Actuals	2017 Orig Bud	2017 Actuals	2017 Projected	2018 Executive	PCT Change 2017-2018Orig
2950 Weights and Measures	18,400.00	18,400.00	18,400.00	18,400.00	18,400.00	18,400.00	0.0%
2950 52990 State Mfg Assessment Fee	18,400.00	18,400.00	18,400.00	18,400.00	18,400.00	18,400.00	0.0%



Public Works

Engineering

Street Maintenance

Engineering Department

City of Waukesha - 2018 Annual Operating Budget

0100	General Fund	2015 Actuals	2016 Actuals	2017 Orig Bud	2017 Actuals	2017 Projected	2018 Executive	PCT Change 2017-2018Orig
3290	DPW/Engineering Division	2,553,901.26	2,524,575.12	2,681,315.00	1,551,272.76	2,557,630.00	2,707,790.00	1.0%
3290	51110 Salaries	1,765,171.15	1,775,147.91	1,779,480.00	1,071,111.70	1,719,000.00	1,830,952.00	2.9%
3290	51170 Accrued Compensatory time	(950.24)	(10,209.35)	0.00	0.00	0.00	0.00	0.0%
3290	51180 Accrued Vacation	(762.01)	(4,212.13)	0.00	0.00	0.00	0.00	0.0%
3290	51210 Wages Permanent	500.00	885.82	0.00	1,573.67	1,600.00	0.00	0.0%
3290	51220 Overtime	3,039.31	3,864.52	4,000.00	3,163.92	3,600.00	4,095.00	2.4%
3290	51250 Wages Temporary	46,528.22	40,854.59	106,528.00	28,834.40	90,000.00	109,856.00	3.1%
3290	51510 Social Security	127,440.96	128,143.40	136,124.00	77,834.72	129,000.00	140,594.00	3.3%
3290	51520 Retirement	117,248.87	112,838.21	121,100.00	69,317.40	112,000.00	122,600.00	1.2%
3290	51540 Health Insurance	346,685.79	339,536.67	369,294.00	206,243.48	350,000.00	335,866.00	-9.1%
3290	51550 Life Insurance	5,149.44	5,064.31	5,534.00	2,806.35	4,200.00	5,418.00	-2.1%
3290	51560 Dental Insurance	18,697.42	17,872.55	20,174.00	10,629.86	18,000.00	18,266.00	-9.5%
3290	52195 Credit Card Collection Fee	838.29	1,618.11	800.00	418.91	950.00	800.00	0.0%
3290	52210 Water And Sewer	1,127.95	1,149.05	1,363.00	577.90	1,200.00	1,472.00	8.0%
3290	52220 Electric	11,172.09	11,482.78	11,363.00	6,009.12	9,400.00	11,476.00	1.0%
3290	52230 Sewer	307.39	339.44	284.00	209.67	296.00	306.00	7.7%
3290	52240 Heat	5,494.35	4,629.13	6,565.00	2,689.50	4,800.00	6,630.00	1.0%
3290	52250 Telephone	12,684.61	12,981.85	12,000.00	8,622.43	10,500.00	12,000.00	0.0%
3290	52270 Trunk Radio Operating	1,941.00	1,871.00	217.00	217.00	217.00	170.00	-21.7%
3290	52410 Vehicle Maintenance	6,297.93	9,326.70	6,000.00	1,692.76	4,000.00	6,000.00	0.0%
3290	52420 Machinery And Equip Maint	6,475.80	7,772.73	5,200.00	2,362.21	5,100.00	5,200.00	0.0%
3290	52450 Grounds Maintenance & Impr	3,662.12	3,899.03	5,000.00	2,465.47	4,000.00	5,000.00	0.0%
3290	52990 Diggers Hotline Tickets/WWU	6,999.20	7,011.43	7,000.00	9,081.10	9,081.00	7,000.00	0.0%
3290	53110 Postage and Box Rent	3,983.03	3,868.81	4,000.00	2,201.51	3,800.00	4,000.00	0.0%
3290	53120 Office Supplies	1,236.95	1,494.16	1,250.00	970.95	1,200.00	1,250.00	0.0%
3290	53130 Printing/Photocopying	1,494.11	2,832.86	2,800.00	2,415.17	2,750.00	2,800.00	0.0%
3290	53135 Internal Printing	12,715.16	8,857.08	12,064.00	4,844.00	12,000.00	12,064.00	0.0%
3290	53220 Subscriptions-Office	375.19	390.50	375.00	116.69	325.00	375.00	0.0%

City of Waukesha - 2018 Annual Operating Budget

0100	General Fund	2015 Actuals	2016 Actuals	2017 Orig Bud	2017 Actuals	2017 Projected	2018 Executive	PCT Change 2017-2018Orig
3290	53240 Membership Dues	2,549.90	2,411.64	2,200.00	2,050.80	2,150.00	2,200.00	0.0%
3290	53250 Conference And Training	6,942.50	5,207.20	8,000.00	2,285.02	13,000.00	8,000.00	0.0%
3290	53270 Licenses	0.00	0.00	13,500.00	13,314.00	13,314.00	13,500.00	0.0%
3290	53440 Janitorial Supplies	1,248.57	1,245.20	1,250.00	802.03	1,200.00	1,250.00	0.0%
3290	53465 GIS Operating Supplies	6,429.43	8,393.48	8,500.00	544.99	8,500.00	8,500.00	0.0%
3290	53490 Other Operating Supplies	8,782.36	9,218.01	9,000.00	5,443.71	8,950.00	9,000.00	0.0%
3290	53510 Gasoline; Oil; Grease Etc.	11,821.47	8,788.43	10,350.00	5,425.72	8,500.00	12,250.00	18.4%
3290	68130 Office Furniture & Equipment	6,322.95	0.00	0.00	0.00	0.00	0.00	0.0%
3290	68190 Other Capital	4,250.00	0.00	10,000.00	4,996.60	4,997.00	8,900.00	-11.0%

Street Maintenance

City of Waukesha - 2018 Annual Operating Budget

0100 General Fund	2015 Actuals	2016 Actuals	2017 Orig Bud	2017 Actuals	2017 Projected	2018 Executive	PCT Change 2017-2018Orig
3310 DPW/Street Maint Division	404,467.72	421,256.79	437,729.00	307,492.01	445,384.00	436,368.00	-0.3%
3310 52220 Electric	52,752.64	52,661.14	63,878.00	35,966.13	63,246.00	64,517.00	1.0%
3310 52310 Street Markings Subcontract	20,537.34	23,385.52	25,000.00	0.00	25,000.00	25,000.00	0.0%
3310 52330 Traffic Signal Maint Subcontr	16,495.85	19,169.17	15,000.00	2,600.00	15,000.00	15,000.00	0.0%
3310 53490 Other Operating Supplies & Exp	463.94	321.54	0.00	318.78	319.00	0.00	0.0%
3310 53910 Street Sweeping Disposal	30,000.00	60,286.60	53,000.00	35,095.05	55,000.00	58,000.00	9.4%
3310 54110 Material-Street Maintenance	222,979.45	212,185.52	215,000.00	206,751.00	215,000.00	215,000.00	0.0%
3310 54140 Material-Signals;Signs &Guides	59,939.52	52,434.30	48,466.00	22,492.80	53,851.00	53,851.00	11.1%
3310 54141 Material - Buildings & Grounds	0.00	0.00	17,385.00	3,685.25	17,385.00	5,000.00	-71.2%
3310 54170 Material-Street Cleaning	1,298.98	813.00	0.00	583.00	583.00	0.00	0.0%

City of Waukesha - 2018 Annual Operating Budget

0100 General Fund	2015 Actuals	2016 Actuals	2017 Orig Bud	2017 Actuals	2017 Projected	2018 Executive	PCT Change 2017-2018Orig
3320 Snow & Ice Removal	452,946.20	717,994.76	567,500.00	340,572.83	552,681.00	562,500.00	-0.9%
3320 52340 Mail Box Repairs	1,963.35	1,440.87	2,000.00	334.94	2,000.00	2,000.00	0.0%
3320 52350 Contractor Snow Removal	6,313.32	11,879.20	7,500.00	200.50	7,500.00	7,500.00	0.0%
3320 52410 Vehicle Maintenance	16,041.32	17,126.36	18,000.00	12,197.89	18,000.00	18,000.00	0.0%
3320 54520 Sand And Salt	428,628.21	687,548.33	540,000.00	327,839.50	525,181.00	535,000.00	-0.9%

City of Waukesha - 2018 Annual Operating Budget

0100 General Fund	2015 Actuals	2016 Actuals	2017 Orig Bud	2017 Actuals	2017 Projected	2018 Executive	PCT Change 2017-2018Orig
3330 Fleet Maintenance	659,326.49	804,415.83	811,778.00	457,878.42	811,778.00	827,215.00	1.9%
3330 51170 Accrued Compensatory time	718.75	1,500.89	0.00	0.00	0.00	0.00	0.0%
3330 51180 Accrued Vacation	962.11	(74.58)	0.00	0.00	0.00	0.00	0.0%
3330 51210 Wages Permanent	419,888.32	524,398.11	534,754.00	307,595.56	534,754.00	548,695.00	2.6%
3330 51220 Overtime	13,894.10	18,169.13	10,000.00	3,184.94	10,000.00	10,000.00	0.0%
3330 51510 Social Security	32,491.58	39,556.67	41,674.00	22,708.21	41,674.00	42,740.00	2.6%
3330 51520 Retirement	30,377.39	35,863.48	37,043.00	21,133.12	37,043.00	37,433.00	1.1%
3330 51540 Health Insurance	132,747.09	151,027.08	149,662.00	86,342.85	149,662.00	149,662.00	0.0%
3330 51550 Life Insurance	1,470.93	1,876.91	2,021.00	1,128.93	2,021.00	2,061.00	2.0%
3330 51560 Dental Insurance	7,429.13	8,399.85	8,724.00	5,033.55	8,724.00	8,724.00	0.0%
3330 52250 Telephone	899.25	904.13	900.00	602.09	900.00	900.00	0.0%
3330 52420 Machinery And Equip Maint	550.00	0.00	1,000.00	0.00	1,000.00	1,000.00	0.0%
3330 53250 Conference And Training	0.00	4,503.89	5,000.00	3,242.04	5,000.00	5,000.00	0.0%
3330 53490 Other Operating Supplies	12,597.23	13,178.85	15,000.00	4,704.39	15,000.00	15,000.00	0.0%
3330 53620 Consumable Tools	2,300.61	3,761.42	3,000.00	2,202.74	3,000.00	3,000.00	0.0%
3330 55330 Equipment Rental	3,000.00	1,350.00	3,000.00	0.00	3,000.00	3,000.00	0.0%

City of Waukesha - 2018 Annual Operating Budget

0100	General Fund	2015 Actuals	2016 Actuals	2017 Orig Bud	2017 Actuals	2017 Projected	2018 Executive	PCT Change 2017-2018Orig
3390 General Public Works		3,461,350.65	3,556,155.50	3,638,995.00	1,996,745.36	3,660,630.00	3,737,718.00	2.7%
	3390 51110 Salaries	123,797.90	168,749.57	175,366.00	95,404.97	175,366.00	179,896.00	2.6%
	3390 51170 Accrued Compensatory time	(8,234.14)	27,970.28	0.00	0.00	0.00	0.00	0.0%
	3390 51180 Accrued Vacation	(5,261.56)	1,067.77	0.00	0.00	0.00	0.00	0.0%
	3390 51210 Wages Permanent	1,873,448.57	1,822,740.19	1,926,048.00	1,093,969.69	1,978,738.00	2,037,797.00	5.8%
	3390 51220 Overtime	57,463.43	84,080.50	85,000.00	32,543.70	85,000.00	85,000.00	0.0%
	3390 51250 Wages Temporary	3,842.67	7,636.13	7,500.00	4,601.90	7,500.00	14,527.00	93.7%
	3390 51410 Board Per Diem	1,530.00	1,020.00	2,346.00	870.00	2,346.00	2,346.00	0.0%
	3390 51510 Social Security	150,720.57	155,071.07	166,934.00	91,524.73	166,934.00	176,367.00	5.7%
	3390 51520 Retirement	139,081.01	138,686.84	147,845.00	82,760.28	146,751.00	153,409.00	3.8%
	3390 51540 Health Insurance	568,808.62	548,072.94	544,904.00	280,290.62	544,904.00	519,995.00	-4.6%
	3390 51550 Life Insurance	5,729.98	6,082.74	7,003.00	3,189.81	6,542.00	5,711.00	-18.4%
	3390 51560 Dental Insurance	32,174.43	30,514.76	31,413.00	16,894.32	31,413.00	32,745.00	4.2%
	3390 51580 Unemployment Compensation	968.49	0.00	0.00	0.00	0.00	0.00	0.0%
	3390 52110 Medical Services	110.00	0.00	0.00	0.00	0.00	0.00	0.0%
	3390 52210 Water And Sewer	2,621.45	2,604.62	3,118.00	1,609.03	2,970.00	2,982.00	-4.4%
	3390 52220 Electric	44,189.24	46,659.71	41,824.00	27,567.70	44,250.00	44,700.00	6.9%
	3390 52230 Sewer	1,102.23	1,388.15	1,474.00	975.58	1,785.00	1,928.00	30.8%
	3390 52240 Heat	21,650.79	17,898.27	35,370.00	11,889.00	18,000.00	18,200.00	-48.5%
	3390 52250 Telephone	3,539.57	3,315.27	4,000.00	2,311.09	4,000.00	4,000.00	0.0%
	3390 52270 Trunk Radio Operating	11,392.00	11,224.00	3,330.00	3,330.00	3,330.00	3,145.00	-5.6%
	3390 52410 Vehicle Maintenance	238,777.09	296,296.88	230,000.00	139,518.88	230,000.00	230,000.00	0.0%
	3390 52420 Machinery And Equip Maint	2,375.38	4,275.90	5,000.00	2,066.70	5,000.00	5,000.00	0.0%
	3390 52470 Building Maintenance	22,477.97	42,348.30	20,000.00	16,119.49	24,612.00	20,000.00	0.0%
	3390 53110 Postage and Box Rent	2.15	3.74	0.00	1.35	1.00	0.00	0.0%
	3390 53120 Office Supplies	1,078.20	800.76	1,000.00	501.89	1,000.00	1,000.00	0.0%
	3390 53130 Printing/Photocopying	2,495.94	2,496.54	2,500.00	1,592.92	2,500.00	2,500.00	0.0%
	3390 53135 Internal Printing	1,704.70	7,899.61	8,720.00	6,088.00	6,088.00	8,720.00	0.0%

City of Waukesha - 2018 Annual Operating Budget

0100 General Fund	2015 Actuals	2016 Actuals	2017 Orig Bud	2017 Actuals	2017 Projected	2018 Executive	PCT Change 2017-2018Orig
3390 53240 Membership Dues	210.00	140.00	200.00	0.00	200.00	250.00	25.0%
3390 53250 Conference And Training	869.90	915.00	2,000.00	240.00	2,000.00	2,000.00	0.0%
3390 53260 Advertising	0.00	373.66	0.00	0.00	0.00	0.00	0.0%
3390 53440 Janitorial Supplies	3,480.11	4,748.71	4,500.00	2,170.07	4,500.00	4,500.00	0.0%
3390 53460 Clothing And Uniforms	8,000.63	9,512.01	11,000.00	4,700.85	9,900.00	11,000.00	0.0%
3390 53490 Other Operating Supplies	20.00	0.00	0.00	0.00	0.00	0.00	0.0%
3390 53495 Safety Supplies	1,932.43	1,955.34	2,000.00	613.01	2,000.00	2,000.00	0.0%
3390 53510 Gasoline; Oil; Grease Etc.	146,508.19	106,994.62	165,600.00	70,730.11	150,000.00	165,000.00	-0.4%
3390 53620 Consumable Tools	2,742.71	2,611.62	3,000.00	2,669.67	3,000.00	3,000.00	0.0%

City of Waukesha - 2018 Annual Operating Budget

0100 General Fund	2015 Actuals	2016 Actuals	2017 Orig Bud	2017 Actuals	2017 Projected	2018 Executive	PCT Change 2017-2018Orig
3420 Streetlight Maintenance	569,378.22	576,888.47	575,000.00	370,433.44	576,000.00	580,000.00	0.9%
3420 52220 Electric	534,557.42	541,887.54	540,000.00	347,453.16	541,000.00	545,000.00	0.9%
3420 53650 Street Lights Maint & Supplies	34,820.80	35,000.93	35,000.00	22,980.28	35,000.00	35,000.00	0.0%

City of Waukesha - 2018 Annual Operating Budget

0100 General Fund	2015 Actuals	2016 Actuals	2017 Orig Bud	2017 Actuals	2017 Projected	2018 Executive	PCT Change 2017-2018Orig
3440 Storm Sewer Maintenance	64,148.64	60,421.55	60,000.00	39,627.94	60,000.00	60,000.00	0.0%
3440 54130 Material-Storm Sewer	64,148.64	59,923.54	60,000.00	39,627.94	60,000.00	60,000.00	0.0%
3440 55330 Equipment Rental	0.00	498.01	0.00	0.00	0.00	0.00	0.0%



Culture and Recreation

Library

Parks, Recreation & Forestry

Community Special Events

Library

City of Waukesha - 2018 Annual Operating Budget

0100	General Fund	2015 Actuals	2016 Actuals	2017 Orig Bud	2017 Actuals	2017 Projected	2018 Executive	PCT Change 2017-2018Orig
5110	Library Administration	396,432.61	408,183.14	426,917.00	214,697.80	342,873.00	422,387.00	-1.1%
5110	51110 Salaries	101,007.41	111,822.24	104,700.00	73,155.12	98,900.00	162,538.00	55.2%
5110	51170 Accrued Compensatory time	1,288.36	(465.02)	0.00	0.00	0.00	0.00	0.0%
5110	51180 Accrued Vacation	3,993.36	(2,135.61)	0.00	0.00	0.00	0.00	0.0%
5110	51210 Wages Permanent	127,041.77	125,765.50	143,784.00	47,609.91	82,510.00	84,767.00	-41.0%
5110	51220 Overtime	234.88	130.22	200.00	0.00	0.00	0.00	-100.0%
5110	51510 Social Security	16,671.89	17,499.97	19,024.00	8,885.75	13,315.00	18,919.00	-0.6%
5110	51520 Retirement	15,507.64	15,708.02	16,910.00	7,397.82	11,522.00	16,569.00	-2.0%
5110	51540 Health Insurance	47,907.34	47,790.69	45,991.00	20,432.33	30,495.00	45,991.00	0.0%
5110	51550 Life Insurance	417.44	453.60	534.00	225.86	368.00	549.00	2.8%
5110	51560 Dental Insurance	2,652.26	2,754.27	2,652.00	1,179.35	1,761.00	2,652.00	0.0%
5110	52110 Drug Screening	0.00	0.00	250.00	0.00	0.00	0.00	-100.0%
5110	52190 Other Professional Services	0.00	0.00	0.00	5,000.00	20,000.00	0.00	0.0%
5110	52250 Telephone	10,584.60	9,104.82	11,000.00	6,617.81	9,923.00	11,000.00	0.0%
5110	53110 Postage and Box Rent	5,538.98	5,970.17	5,600.00	3,241.18	5,600.00	5,600.00	0.0%
5110	53120 Office Supplies	4,754.40	4,841.87	5,000.00	2,306.09	3,000.00	4,700.00	-6.0%
5110	53130 Printing/Photocopying	16,652.22	22,481.90	24,000.00	5,444.16	24,000.00	24,000.00	0.0%
5110	53135 Internal Printing	4,567.23	7,655.85	6,857.00	3,600.00	7,200.00	6,857.00	0.0%
5110	53240 Membership Dues	1,298.80	669.40	1,850.00	770.60	1,540.00	1,500.00	-18.9%
5110	53250 Conference And Training	4,079.67	5,717.94	5,000.00	1,404.28	4,500.00	5,000.00	0.0%
5110	53260 Advertising	670.34	519.60	1,000.00	590.00	590.00	700.00	-30.0%
5110	53320 Employee Auto Allowance	2,196.34	1,359.45	1,200.00	716.08	1,000.00	1,200.00	0.0%
5110	53490 Other Operating Supplies	1,223.78	1,520.40	1,000.00	673.49	1,200.00	1,700.00	70.0%
5110	55160 Workman's Comp Insurance	11,677.97	12,500.77	12,712.00	11,989.36	11,990.00	10,789.00	-15.1%
5110	55190 General Liability Insurance	16,465.93	15,728.09	16,653.00	12,021.00	12,021.00	15,856.00	-4.8%
5110	68130 Office Furniture & Equipment	0.00	789.00	1,000.00	1,437.61	1,438.00	1,500.00	50.0%

City of Waukesha - 2018 Annual Operating Budget

0100	General Fund	2015 Actuals	2016 Actuals	2017 Orig Bud	2017 Actuals	2017 Projected	2018 Executive	PCT Change 2017-2018Orig
5111	Library Technology Dept.	262,019.13	233,308.04	235,003.00	167,053.05	251,055.00	240,851.00	2.5%
5111	51110 Salaries	127,709.01	129,576.35	135,793.00	82,854.64	148,298.00	139,123.00	2.5%
5111	51510 Social Security	9,157.46	9,816.61	10,388.00	6,282.72	11,249.00	10,643.00	2.5%
5111	51520 Retirement	8,675.44	8,561.86	9,057.00	5,634.07	10,084.00	9,147.00	1.0%
5111	51540 Health Insurance	37,335.39	23,305.53	19,827.00	12,938.85	21,565.00	19,827.00	0.0%
5111	51550 Life Insurance	105.68	163.74	228.00	115.02	193.00	230.00	0.9%
5111	51560 Dental Insurance	1,710.15	1,183.95	1,140.00	657.75	1,096.00	1,140.00	0.0%
5111	52190 Other Professional Services	4,000.00	945.00	0.00	0.00	0.00	0.00	0.0%
5111	52990 Cafe Contractual Services	73,326.00	59,755.00	58,570.00	58,570.00	58,570.00	60,741.00	3.7%

City of Waukesha - 2018 Annual Operating Budget

0100	General Fund	2015 Actuals	2016 Actuals	2017 Orig Bud	2017 Actuals	2017 Projected	2018 Executive	PCT Change 2017-2018Orig
5120	Library Building	640,256.41	610,572.72	597,652.00	377,546.54	583,316.00	605,354.00	1.3%
5120	51110 Salaries	64,429.18	66,698.12	69,457.00	41,235.42	69,178.00	71,194.00	2.5%
5120	51210 Wages Permanent	140,559.36	139,916.18	135,931.00	83,513.11	146,928.00	138,005.00	1.5%
5120	51220 Overtime	5,417.34	4,078.77	4,500.00	2,228.23	4,456.00	4,500.00	0.0%
5120	51510 Social Security	15,291.23	15,322.18	16,056.00	9,239.15	15,907.00	16,348.00	1.8%
5120	51520 Retirement	14,298.22	13,916.05	14,272.00	8,634.46	14,847.00	14,318.00	0.3%
5120	51540 Health Insurance	47,907.34	46,021.82	45,991.00	28,301.92	45,991.00	45,991.00	0.0%
5120	51550 Life Insurance	855.22	920.58	1,243.00	614.68	1,017.00	1,263.00	1.6%
5120	51560 Dental Insurance	2,652.26	2,652.26	2,652.00	1,632.16	2,652.00	2,652.00	0.0%
5120	52160 Janitorial Services	7,728.00	7,084.00	7,728.00	3,875.10	7,739.00	9,012.00	16.6%
5120	52190 Other Professional Services	56,677.53	58,196.27	58,000.00	31,151.26	58,000.00	59,289.00	2.2%
5120	52210 Water And Sewer	9,201.21	12,555.30	5,125.00	3,535.97	5,304.00	5,535.00	8.0%
5120	52220 Electric	109,203.43	94,778.53	116,000.00	65,151.17	87,284.00	117,160.00	1.0%
5120	52240 Heat	18,929.43	14,822.22	22,000.00	12,347.76	19,958.00	22,000.00	0.0%
5120	52470 Building Maintenance	139,363.62	123,714.66	90,000.00	77,325.74	95,295.00	89,340.00	-0.7%
5120	55110 Property And Boiler Insuranc	7,743.04	8,687.28	8,697.00	8,760.41	8,760.00	8,747.00	0.6%
5120	68190 Other Capital	0.00	1,208.50	0.00	0.00	0.00	0.00	0.0%

City of Waukesha - 2018 Annual Operating Budget

0100	General Fund	2015 Actuals	2016 Actuals	2017 Orig Bud	2017 Actuals	2017 Projected	2018 Executive	PCT Change 2017-2018Orig
5130	Circulation	634,237.16	652,060.65	640,766.00	377,767.83	655,311.00	637,942.00	-0.4%
5130	51110 Salaries	64,592.85	67,972.11	68,814.00	39,060.89	67,418.00	70,475.00	2.4%
5130	51210 Wages Permanent	342,699.30	351,421.14	346,177.00	194,163.24	337,770.00	349,695.00	1.0%
5130	51220 Overtime	1,311.44	1,307.03	2,700.00	681.38	1,296.00	2,809.00	4.0%
5130	51250 Wages Temporary	89,388.87	97,621.92	103,400.00	66,149.13	129,313.00	106,202.00	2.7%
5130	51510 Social Security	30,191.65	30,665.65	30,588.00	16,521.90	28,935.00	26,922.00	-12.0%
5130	51520 Retirement	25,568.60	24,397.85	23,670.00	13,339.18	23,226.00	20,453.00	-13.6%
5130	51540 Health Insurance	57,107.44	47,649.45	32,499.00	21,749.55	36,249.00	32,499.00	0.0%
5130	51550 Life Insurance	1,007.99	706.78	368.00	228.01	410.00	509.00	38.3%
5130	51560 Dental Insurance	3,792.36	3,368.17	2,652.00	1,530.15	2,550.00	2,652.00	0.0%
5130	52120 Collection Services	3,374.15	2,926.65	5,700.00	1,807.90	2,971.00	2,900.00	-49.1%
5130	52195 Credit Card Collection Fee	2,256.06	3,381.49	2,100.00	1,162.60	2,033.00	3,000.00	42.9%
5130	52420 Machinery And Equip Maint	8,681.16	12,084.00	15,098.00	15,945.00	15,945.00	13,426.00	-11.1%
5130	53120 Office Supplies	4,265.29	3,558.41	4,500.00	2,734.29	4,500.00	6,400.00	42.2%
5130	68130 Office Furniture & Equipment	0.00	5,000.00	2,500.00	2,694.61	2,695.00	0.00	-100.0%

City of Waukesha - 2018 Annual Operating Budget

0100	General Fund	2015 Actuals	2016 Actuals	2017 Orig Bud	2017 Actuals	2017 Projected	2018 Executive	PCT Change 2017-2018Orig
5132 Big Read Grant		22,084.28	29,306.12	15,000.00	12,982.48	18,640.00	15,000.00	0.0%
	5132 52190 Other Professional Services	8,930.10	11,483.09	6,000.00	3,553.00	6,000.00	6,000.00	0.0%
	5132 53110 Postage and Box Rent	0.00	0.00	250.00	0.00	250.00	250.00	0.0%
	5132 53120 Office Supplies	742.87	1,204.13	500.00	603.74	604.00	500.00	0.0%
	5132 53130 Printing/Photocopying	1,895.62	2,277.35	1,000.00	330.00	1,000.00	1,000.00	0.0%
	5132 53260 Advertising	2,405.00	1,708.00	0.00	0.00	0.00	0.00	0.0%
	5132 53320 Employee Auto Allowance	0.00	211.75	0.00	0.00	0.00	0.00	0.0%
	5132 53710 Library Books/Materials	8,110.69	12,421.80	7,250.00	8,495.74	10,786.00	7,250.00	0.0%

City of Waukesha - 2018 Annual Operating Budget

0100	General Fund	2015 Actuals	2016 Actuals	2017 Orig Bud	2017 Actuals	2017 Projected	2018 Executive	PCT Change 2017-2018Orig
5140	Children's Services	510,019.26	527,937.35	526,869.00	319,080.09	528,845.00	624,054.00	18.4%
5140	51110 Salaries	123,676.73	126,238.30	131,350.00	74,011.22	128,274.00	185,972.00	41.6%
5140	51210 Wages Permanent	164,529.45	169,746.49	176,675.00	104,944.14	179,545.00	181,092.00	2.5%
5140	51220 Overtime	560.55	777.00	1,000.00	339.66	678.00	1,000.00	0.0%
5140	51250 Wages Temporary	6,286.58	10,618.92	6,458.00	4,786.52	7,507.00	6,620.00	2.5%
5140	51510 Social Security	21,598.90	21,453.47	22,334.00	12,719.87	21,784.00	26,818.00	20.1%
5140	51520 Retirement	19,615.60	18,678.98	19,301.00	11,308.99	19,418.00	22,935.00	18.8%
5140	51540 Health Insurance	64,560.86	62,698.67	57,680.00	35,816.55	59,694.00	79,310.00	37.5%
5140	51550 Life Insurance	291.20	411.72	491.00	271.20	452.00	587.00	19.6%
5140	51560 Dental Insurance	2,280.20	2,367.90	2,280.00	1,315.50	2,193.00	3,420.00	50.0%
5140	53120 Office Supplies	1,581.44	2,883.78	3,300.00	513.56	3,300.00	3,300.00	0.0%
5140	53450 Program Supplies	8,996.63	10,095.11	11,000.00	8,184.06	11,000.00	11,000.00	0.0%
5140	53710 Library Books/Materials	96,041.12	97,032.97	95,000.00	64,868.82	95,000.00	102,000.00	7.4%
5140	68130 Office Furniture & Equipment	0.00	4,934.04	0.00	0.00	0.00	0.00	0.0%

City of Waukesha - 2018 Annual Operating Budget

0100 General Fund	2015 Actuals	2016 Actuals	2017 Orig Bud	2017 Actuals	2017 Projected	2018 Executive	PCT Change 2017-2018Orig
5141 Children's Services Grant	3,237.28	2,613.40	2,700.00	445.16	2,924.00	2,700.00	0.0%
5141 53120 Office Supplies	1,687.30	222.29	652.00	221.56	652.00	652.00	0.0%
5141 53490 Other Operating Supplies	1,367.18	2,391.11	2,048.00	0.00	2,048.00	2,048.00	0.0%
5141 53710 Library Books/Materials	182.80	0.00	0.00	223.60	224.00	0.00	0.0%

City of Waukesha - 2018 Annual Operating Budget

0100	General Fund	2015 Actuals	2016 Actuals	2017 Orig Bud	2017 Actuals	2017 Projected	2018 Executive	PCT Change 2017-2018Orig
5150	Information & Adult Servic	931,963.66	923,470.77	962,134.00	559,560.03	909,130.00	937,133.00	-2.6%
5150	51110 Salaries	392,238.65	379,899.98	398,118.00	208,167.28	367,687.00	390,559.00	-1.9%
5150	51210 Wages Permanent	85,212.61	85,936.10	85,424.00	49,579.95	86,716.00	85,852.00	0.5%
5150	51220 Overtime	0.00	211.76	152.00	0.00	0.00	152.00	0.0%
5150	51250 Wages Temporary	1,025.04	1,066.10	0.00	738.74	739.00	0.00	0.0%
5150	51510 Social Security	36,055.98	35,473.51	37,003.00	18,702.55	32,899.00	35,022.00	-5.4%
5150	51520 Retirement	32,405.98	30,384.51	32,714.00	16,509.22	29,112.00	30,205.00	-7.7%
5150	51540 Health Insurance	65,530.23	55,648.55	75,213.00	36,208.53	60,948.00	61,722.00	-17.9%
5150	51550 Life Insurance	625.17	525.11	528.00	214.93	268.00	407.00	-22.9%
5150	51560 Dental Insurance	3,538.60	2,668.69	4,350.00	2,129.49	2,129.00	3,582.00	-17.7%
5150	52420 Machinery And Equip Maint	1,250.00	1,294.89	3,050.00	1,300.00	1,300.00	3,050.00	0.0%
5150	53120 Office Supplies	1,542.02	1,796.48	2,800.00	458.79	4,550.00	2,800.00	0.0%
5150	53450 Programming	4,239.82	4,316.52	7,282.00	5,328.32	7,282.00	8,282.00	13.7%
5150	53710 Library Books/Materials	307,563.46	323,206.02	315,000.00	219,866.98	315,000.00	315,000.00	0.0%
5150	53740 Bindings	736.10	1,042.55	500.00	355.25	500.00	500.00	0.0%

City of Waukesha - 2018 Annual Operating Budget

0100	General Fund	2015 Actuals	2016 Actuals	2017 Orig Bud	2017 Actuals	2017 Projected	2018 Executive	PCT Change 2017-2018Orig
5151	Info & Adult Services Gran	56,142.84	56,252.53	36,858.00	29,646.45	44,239.00	41,993.00	13.9%
5151	51210 Wages Permanent	22,091.34	22,458.86	22,906.00	13,598.53	22,813.00	23,478.00	2.5%
5151	51510 Social Security	1,538.59	1,614.82	1,752.00	978.58	1,642.00	1,796.00	2.5%
5151	51520 Retirement	1,501.52	1,483.01	1,558.00	924.59	1,551.00	1,573.00	1.0%
5151	51540 Health Insurance	10,326.79	9,921.36	9,914.00	6,100.64	9,914.00	9,914.00	0.0%
5151	51550 Life Insurance	107.79	125.74	158.00	86.72	142.00	162.00	2.5%
5151	51560 Dental Insurance	570.03	569.94	570.00	350.72	570.00	570.00	0.0%
5151	53710 Library Books/Materials	20,006.78	20,078.80	0.00	7,606.67	7,607.00	4,500.00	0.0%

City of Waukesha - 2018 Annual Operating Budget

0100	General Fund	2015 Actuals	2016 Actuals	2017 Orig Bud	2017 Actuals	2017 Projected	2018 Executive	PCT Change 2017-2018Orig
5160 Outreach Services		36,793.97	36,830.22	37,513.00	22,380.24	37,312.00	38,148.00	1.7%
	5160 51210 Wages Permanent	22,091.34	22,458.98	22,906.00	13,598.68	22,814.00	23,478.00	2.5%
	5160 51510 Social Security	1,538.58	1,614.96	1,752.00	978.69	1,642.00	1,796.00	2.5%
	5160 51520 Retirement	1,501.52	1,483.24	1,558.00	924.74	1,551.00	1,573.00	1.0%
	5160 51540 Health Insurance	10,326.83	9,921.58	9,914.00	6,100.80	9,914.00	9,914.00	0.0%
	5160 51550 Life Insurance	107.81	125.74	158.00	86.72	142.00	162.00	2.5%
	5160 51560 Dental Insurance	570.07	570.16	570.00	350.88	570.00	570.00	0.0%
	5160 53320 Employee Auto Allowance	657.82	655.56	655.00	339.73	679.00	655.00	0.0%

City of Waukesha - 2018 Annual Operating Budget

0100 General Fund	2015 Actuals	2016 Actuals	2017 Orig Bud	2017 Actuals	2017 Projected	2018 Executive	PCT Change 2017-2018Orig
5170 Technical Services	338,972.20	367,798.00	384,310.00	215,603.55	378,307.00	398,496.00	3.7%
5170 51110 Salaries	132,687.55	115,894.22	145,866.00	72,836.95	134,313.00	149,513.00	2.5%
5170 51210 Wages Permanent	135,654.77	155,729.84	141,118.00	87,805.63	152,586.00	145,643.00	3.2%
5170 51220 Overtime	0.00	57.70	0.00	78.34	78.00	0.00	0.0%
5170 51250 Wages Temporary	0.00	10,508.59	0.00	0.00	0.00	0.00	0.0%
5170 51510 Social Security	20,374.58	20,598.93	21,954.00	11,653.04	20,885.00	22,001.00	0.2%
5170 51520 Retirement	17,634.03	17,377.99	19,515.00	10,517.48	18,855.00	19,151.00	-1.9%
5170 51540 Health Insurance	9,900.11	15,128.11	29,331.00	14,972.40	26,253.00	29,331.00	0.0%
5170 51550 Life Insurance	645.82	688.21	818.00	402.80	403.00	859.00	5.0%
5170 51560 Dental Insurance	558.05	394.47	1,698.00	865.29	865.00	1,698.00	0.0%
5170 52190 Other Professional Services	2,541.75	2,541.75	2,483.00	2,541.75	2,542.00	2,600.00	4.7%
5170 53120 Office Supplies	18,975.54	28,878.19	21,527.00	13,929.87	21,527.00	27,700.00	28.7%

Parks, Recreation & Forestry

Parks

Recreation

Forestry

City of Waukesha - 2018 Annual Operating Budget

0100	General Fund	2015 Actuals	2016 Actuals	2017 Orig Bud	2017 Actuals	2017 Projected	2018 Executive	PCT Change 2017-2018Orig
5510	Park & Rec Administration	564,858.90	572,712.69	597,780.00	337,322.51	596,551.00	635,647.00	6.3%
5510	51110 Salaries	259,513.22	178,756.84	187,262.00	107,621.79	187,262.00	191,943.00	2.5%
5510	51170 Accrued Compensatory time	2,662.99	7,213.22	0.00	0.00	0.00	0.00	0.0%
5510	51180 Accrued Vacation	825.24	730.43	0.00	0.00	0.00	0.00	0.0%
5510	51210 Wages Permanent	101,037.15	188,649.24	213,806.00	111,678.92	209,972.00	224,290.00	4.9%
5510	51220 Overtime	14.53	18.86	80.00	426.62	427.00	80.00	0.0%
5510	51250 Wages Temporary	3,872.29	1,112.50	1,600.00	4,971.50	6,840.00	1,760.00	10.0%
5510	51510 Social Security	25,372.74	25,308.69	29,349.00	14,530.46	29,050.00	30,477.00	3.8%
5510	51520 Retirement	22,855.45	22,508.65	24,203.00	12,965.32	23,941.00	26,384.00	9.0%
5510	51540 Health Insurance	73,990.27	89,442.95	85,646.00	52,562.40	83,837.00	98,919.00	15.5%
5510	51550 Life Insurance	1,007.70	1,075.29	1,236.00	615.30	1,236.00	1,299.00	5.1%
5510	51560 Dental Insurance	4,381.32	5,612.80	4,932.00	3,069.50	4,828.00	5,700.00	15.6%
5510	52110 Medical Services	50.00	0.00	0.00	0.00	0.00	0.00	0.0%
5510	52190 Other Professional Services	7,084.85	8,213.00	7,500.00	7,500.00	7,500.00	10,500.00	40.0%
5510	52250 Telephone	3,148.75	2,500.34	4,500.00	1,710.05	4,450.00	4,500.00	0.0%
5510	52270 Trunk Radio Operating	6,641.00	6,267.00	475.00	475.00	475.00	465.00	-2.1%
5510	52420 Machinery And Equip Maint	2,171.50	(218.50)	1,752.00	1,236.50	1,752.00	1,761.00	0.5%
5510	53110 Postage and Box Rent	7,715.70	6,951.09	7,100.00	2,868.84	6,584.00	7,100.00	0.0%
5510	53120 Office Supplies	4,734.39	4,209.87	4,900.00	1,660.77	4,300.00	4,900.00	0.0%
5510	53130 Printing/Photocopying	2,260.80	3,250.26	3,000.00	1,343.22	3,100.00	3,000.00	0.0%
5510	53135 Internal Printing	16,637.77	4,931.32	4,957.00	2,029.00	4,857.00	4,957.00	0.0%
5510	53220 Subscriptions-Office	439.26	457.00	457.00	457.00	457.00	457.00	0.0%
5510	53240 Membership Dues	3,175.00	3,255.00	3,125.00	2,500.00	3,125.00	3,175.00	1.6%
5510	53250 Conference And Training	4,734.10	3,608.42	4,400.00	2,592.28	4,400.00	4,580.00	4.1%
5510	53260 Promotion & Marketing	6,837.88	8,858.42	7,500.00	4,508.04	7,558.00	7,500.00	0.0%
5510	68130 Office Furniture & Equipment	3,695.00	0.00	0.00	0.00	600.00	1,900.00	0.0%

City of Waukesha - 2018 Annual Operating Budget

0100	General Fund	2015 Actuals	2016 Actuals	2017 Orig Bud	2017 Actuals	2017 Projected	2018 Executive	PCT Change 2017-2018Orig
5520	Park Maintenance	2,249,879.69	2,344,521.21	2,413,420.00	1,394,793.24	2,375,714.00	2,482,810.00	2.9%
5520	51110 Salaries	108,366.77	134,275.27	136,965.00	66,746.98	136,955.00	143,112.00	4.5%
5520	51210 Wages Permanent	940,301.88	974,696.75	1,004,763.00	561,280.60	970,342.00	1,017,517.00	1.3%
5520	51220 Overtime	9,001.44	14,679.86	10,000.00	6,162.23	9,900.00	10,000.00	0.0%
5520	51250 Wages Temporary	152,054.19	158,987.98	170,374.00	113,235.70	169,374.00	172,213.00	1.1%
5520	51510 Social Security	79,137.13	84,114.05	90,399.00	47,570.00	90,000.00	93,083.00	3.0%
5520	51520 Retirement	72,193.56	74,231.69	78,122.00	42,559.66	78,000.00	79,548.00	1.8%
5520	51540 Health Insurance	329,531.44	330,546.71	326,848.00	181,979.05	326,000.00	348,478.00	6.6%
5520	51550 Life Insurance	2,686.90	3,209.01	3,729.00	1,713.04	3,700.00	3,244.00	-13.0%
5520	51560 Dental Insurance	17,512.36	19,058.19	18,984.00	10,251.70	18,900.00	20,124.00	6.0%
5520	51580 Unemployment Compensation	6,498.72	89.12	3,000.00	206.84	800.00	3,000.00	0.0%
5520	52190 Other Professional Services	0.00	0.00	0.00	0.00	0.00	17,000.00	0.0%
5520	52210 Water And Sewer	26,525.97	27,958.91	24,675.00	11,036.18	21,000.00	28,111.00	13.9%
5520	52220 Electric	113,141.52	111,365.40	122,412.00	75,913.13	111,300.00	115,000.00	-6.1%
5520	52230 Sewer	6,154.24	6,243.09	5,151.00	2,803.14	4,500.00	5,564.00	8.0%
5520	52240 Heat	38,207.50	26,239.18	45,000.00	22,400.78	44,000.00	40,000.00	-11.1%
5520	52250 Telephone	6,507.59	7,036.05	8,121.00	4,553.19	8,100.00	8,121.00	0.0%
5520	52410 Vehicle/Machinery Maintenance	82,004.58	89,361.23	81,000.00	55,465.74	89,000.00	85,500.00	5.6%
5520	52420 Machinery And Equip Maint	3,402.51	5,570.40	4,500.00	184.45	4,500.00	4,500.00	0.0%
5520	52450 Grounds Maintenance & Impr	44,824.71	49,550.06	47,000.00	43,018.45	49,000.00	49,150.00	4.6%
5520	52480 Parks Building Maintenance	54,617.31	65,777.46	58,934.00	48,707.73	63,525.00	63,400.00	7.6%
5520	53140 Small Equipment	3,900.00	5,626.26	4,000.00	6,108.08	6,108.00	4,800.00	20.0%
5520	53220 Subscriptions-Office	92.00	0.00	130.00	0.00	130.00	130.00	0.0%
5520	53240 Membership Dues	175.00	175.00	180.00	0.00	180.00	180.00	0.0%
5520	53250 Conference And Training	4,064.90	3,327.13	4,583.00	4,525.16	4,700.00	4,985.00	8.8%
5520	53410 Agricultural/Horticultural S	28,675.77	30,565.31	29,250.00	23,796.78	31,000.00	29,250.00	0.0%
5520	53440 Janitorial Supplies	16,259.94	16,896.27	16,000.00	13,668.30	16,300.00	17,000.00	6.3%
5520	53460 Clothing And Uniforms	6,849.16	6,473.44	7,000.00	3,642.81	6,700.00	7,000.00	0.0%

City of Waukesha - 2018 Annual Operating Budget

0100 General Fund	2015 Actuals	2016 Actuals	2017 Orig Bud	2017 Actuals	2017 Projected	2018 Executive	PCT Change 2017-2018Orig
5520 53510 Gasoline; Oil; Grease Etc.	69,711.36	61,073.78	72,000.00	36,800.38	71,500.00	72,000.00	0.0%
5520 53520 Tires	9,655.40	8,985.99	10,000.00	1,428.99	9,500.00	10,000.00	0.0%
5520 53620 Consumable Tools	10,527.28	13,848.64	12,000.00	9,034.15	12,500.00	12,500.00	4.2%
5520 54110 Material-Street Maintenance	6,769.96	14,558.98	18,300.00	0.00	18,200.00	18,300.00	0.0%
5520 68130 Office Furniture & Equipment	528.60	0.00	0.00	0.00	0.00	0.00	0.0%

City of Waukesha - 2018 Annual Operating Budget

0100 General Fund	2015 Actuals	2016 Actuals	2017 Orig Bud	2017 Actuals	2017 Projected	2018 Executive	PCT Change 2017-2018Orig
5530 Riverwalk	24,569.59	24,376.21	33,103.00	17,996.68	32,954.00	33,490.00	1.2%
5530 51220 Overtime	0.00	42.98	0.00	0.00	0.00	0.00	0.0%
5530 51250 Wages Temporary	9,738.85	10,648.86	16,790.00	4,886.42	16,700.00	17,021.00	1.4%
5530 51510 Social Security	0.00	155.03	243.00	70.85	243.00	247.00	1.6%
5530 52210 Water And Sewer	1,526.92	1,654.19	1,910.00	1,001.36	1,900.00	2,062.00	8.0%
5530 52220 Electric	8,670.37	9,916.55	8,900.00	6,163.23	8,100.00	8,900.00	0.0%
5530 52230 Sewer	216.75	248.81	260.00	118.84	255.00	260.00	0.0%
5530 52450 Grounds Maintenance & Impr	4,416.70	1,709.79	5,000.00	5,755.98	5,756.00	5,000.00	0.0%

City of Waukesha - 2018 Annual Operating Budget

0100	General Fund	2015 Actuals	2016 Actuals	2017 Orig Bud	2017 Actuals	2017 Projected	2018 Executive	PCT Change 2017-2018Orig
5532	Maintenance-Frame	54,087.97	57,337.05	57,412.00	36,321.28	55,146.00	59,145.00	3.0%
5532	51220 Overtime	7.14	0.00	0.00	0.00	0.00	0.00	0.0%
5532	51250 Wages Temporary	13,921.30	16,039.37	16,646.00	8,486.94	16,400.00	16,978.00	2.0%
5532	51510 Social Security	233.99	226.05	241.00	123.06	246.00	246.00	2.1%
5532	52210 Water And Sewer	2,245.11	1,731.80	1,378.00	587.51	1,300.00	1,418.00	2.9%
5532	52220 Electric	23,238.91	23,347.84	22,220.00	15,233.91	21,000.00	23,500.00	5.8%
5532	52230 Sewer	709.45	1,300.28	503.00	211.66	500.00	503.00	0.0%
5532	52240 Heat	1,832.48	1,852.55	2,424.00	1,104.61	2,200.00	2,400.00	-1.0%
5532	52450 Grounds Maintenance & Impr	11,899.59	12,839.16	14,000.00	10,573.59	13,500.00	14,100.00	0.7%

City of Waukesha - 2018 Annual Operating Budget

0100	General Fund	2015 Actuals	2016 Actuals	2017 Orig Bud	2017 Actuals	2017 Projected	2018 Executive	PCT Change 2017-2018Orig
5310	Recreation Programs	957,246.54	878,515.96	925,848.00	557,063.93	881,721.00	949,473.00	2.6%
5310	51110 Salaries	326,826.64	307,566.02	344,179.00	177,412.48	313,801.00	341,191.00	-0.9%
5310	51210 Wages Permanent	40,532.21	40,285.77	40,813.00	23,546.13	40,813.00	41,834.00	2.5%
5310	51220 Overtime	305.67	349.29	225.00	116.88	258.00	225.00	0.0%
5310	51250 Wages Temporary	269,519.47	211,407.40	220,050.00	148,376.86	220,000.00	249,789.00	13.5%
5310	51510 Social Security	31,547.32	31,342.23	33,357.00	18,089.79	33,000.00	34,642.00	3.9%
5310	51520 Retirement	24,016.72	24,245.99	26,783.00	14,165.34	26,783.00	27,168.00	1.4%
5310	51540 Health Insurance	29,853.72	31,918.63	39,622.00	18,939.41	29,000.00	35,657.00	-10.0%
5310	51550 Life Insurance	964.20	1,146.53	1,592.00	485.98	1,146.00	1,115.00	-30.0%
5310	51560 Dental Insurance	1,512.16	1,567.60	2,622.00	591.91	2,000.00	2,052.00	-21.7%
5310	51580 Unemployment Compensation	(284.72)	262.87	300.00	3,009.50	3,100.00	500.00	66.7%
5310	52190 Other Professional Services	96,213.10	100,404.90	79,500.00	73,144.82	80,000.00	80,000.00	0.6%
5310	52250 Telephone	2,015.73	1,793.39	3,900.00	1,956.33	3,900.00	7,380.00	89.2%
5310	52450 Grounds Maintenance & Impr	9,569.73	13,617.33	11,400.00	10,113.80	11,400.00	11,400.00	0.0%
5310	52470 Building Maintenance	19,007.97	15,202.04	15,000.00	8,516.36	15,000.00	15,200.00	1.3%
5310	52480 Park Maintenance	8.45	0.00	0.00	0.00	0.00	0.00	0.0%
5310	53110 Postage and Box Rent	17,771.53	17,354.71	17,970.00	10,889.61	17,970.00	17,970.00	0.0%
5310	53120 Office Supplies	1,739.61	930.85	1,300.00	208.24	1,300.00	1,300.00	0.0%
5310	53130 Printing/Photocopying	31,699.80	30,752.38	33,800.00	12,544.86	33,800.00	33,800.00	0.0%
5310	53135 Internal Printing	13,520.14	9,492.66	9,688.00	3,944.00	10,000.00	10,000.00	3.2%
5310	53140 Small Equipment	200.00	200.00	200.00	0.00	200.00	0.00	-100.0%
5310	53240 Membership Dues	189.99	199.13	200.00	0.00	200.00	200.00	0.0%
5310	53250 Conference And Training	3,951.54	5,539.54	5,047.00	3,749.53	5,250.00	5,250.00	4.0%
5310	53260 Advertising	605.00	1,195.00	900.00	570.00	900.00	900.00	0.0%
5310	53440 Janitorial Supplies	3,000.00	3,686.14	3,000.00	2,631.73	3,000.00	3,000.00	0.0%
5310	53450 Program Supplies	20,942.98	13,377.46	14,300.00	11,421.90	14,300.00	14,300.00	0.0%
5310	53460 Clothing And Uniforms	2,346.65	2,932.23	2,900.00	2,668.00	2,900.00	2,900.00	0.0%
5310	53490 Other Operating Supplies	7,545.93	9,121.87	8,200.00	6,638.47	8,200.00	8,200.00	0.0%

City of Waukesha - 2018 Annual Operating Budget

0100 General Fund	2015 Actuals	2016 Actuals	2017 Orig Bud	2017 Actuals	2017 Projected	2018 Executive	PCT Change 2017-2018Orig
5310 55330 Licenses & Permits	2,125.00	2,624.00	2,600.00	3,332.00	3,500.00	3,500.00	34.6%
5310 68190 Other Capital	0.00	0.00	6,400.00	0.00	0.00	0.00	-100.0%

City of Waukesha - 2018 Annual Operating Budget

0100	General Fund	2015 Actuals	2016 Actuals	2017 Orig Bud	2017 Actuals	2017 Projected	2018 Executive	PCT Change 2017-2018Orig
5320	Horeb Pool	236,272.98	255,151.89	257,913.00	170,341.94	248,724.00	230,347.00	-10.7%
5320	51220 Overtime	0.00	0.00	0.00	50.63	51.00	0.00	0.0%
5320	51250 Wages Temporary	127,239.71	131,467.94	126,964.00	72,280.23	127,934.00	133,635.00	5.3%
5320	51510 Social Security	1,821.66	1,872.10	1,841.00	1,067.82	1,855.00	1,938.00	5.3%
5320	51520 Retirement	0.00	16.05	0.00	20.92	694.00	714.00	0.0%
5320	52190 Other Professional Services	16,500.00	17,000.00	18,000.00	18,000.00	18,000.00	18,000.00	0.0%
5320	52210 Water And Sewer	21,856.30	11,700.36	12,000.00	3,079.79	8,000.00	8,640.00	-28.0%
5320	52220 Electric	16,676.62	15,919.20	17,170.00	11,416.84	15,919.00	16,078.00	-6.4%
5320	52230 Sewer	817.62	636.99	788.00	265.15	636.00	642.00	-18.5%
5320	52240 Heat	12,524.83	6,845.54	12,500.00	5,394.66	6,800.00	6,800.00	-45.6%
5320	52250 Telephone	0.00	0.00	400.00	0.00	0.00	400.00	0.0%
5320	52420 Machinery And Equip Maint	3,972.54	6,618.40	5,000.00	3,548.00	5,000.00	5,000.00	0.0%
5320	52470 Building Maintenance	4,898.40	7,949.85	6,300.00	5,819.68	6,300.00	6,300.00	0.0%
5320	53120 Office Supplies	1,059.82	251.40	1,000.00	297.08	1,000.00	1,000.00	0.0%
5320	53130 Printing/Photocopying	0.00	387.50	500.00	0.00	500.00	500.00	0.0%
5320	53250 Conference And Training	2,437.19	3,874.21	3,700.00	3,188.57	3,700.00	3,700.00	0.0%
5320	53440 Janitorial Supplies	300.00	1,100.06	900.00	900.00	900.00	900.00	0.0%
5320	53450 Program Supplies	5,345.74	4,344.37	4,500.00	4,515.16	4,515.00	4,500.00	0.0%
5320	53455 Concession Supplies	15,555.55	18,812.46	19,000.00	15,114.06	19,000.00	19,000.00	0.0%
5320	53460 Clothing And Uniforms	1,227.00	1,426.15	1,800.00	2,370.47	2,370.00	1,800.00	0.0%
5320	53490 Other Operating Supplies	740.00	775.00	800.00	775.00	800.00	800.00	0.0%
5320	68190 Other Capital	3,300.00	24,154.31	24,750.00	22,237.88	24,750.00	0.00	-100.0%

City of Waukesha - 2018 Annual Operating Budget

0100	General Fund	2015 Actuals	2016 Actuals	2017 Orig Bud	2017 Actuals	2017 Projected	2018 Executive	PCT Change 2017-2018Orig
5325	Buchner Pool	142,652.75	155,599.69	153,711.00	108,550.97	150,876.00	148,723.00	-3.2%
5325	51250 Wages Temporary	85,747.82	91,212.23	88,890.00	58,589.30	88,365.00	92,475.00	4.0%
5325	51510 Social Security	1,827.33	1,831.98	1,893.00	1,176.43	1,876.00	1,955.00	3.3%
5325	51520 Retirement	663.32	568.41	663.00	366.89	643.00	663.00	0.0%
5325	52190 Other Professional Services	10,500.00	10,250.00	12,000.00	12,000.00	12,000.00	12,000.00	0.0%
5325	52210 Water And Sewer	10,289.89	7,757.62	11,000.00	6,481.95	7,757.00	8,377.00	-23.8%
5325	52220 Electric	10,897.68	11,033.57	10,900.00	6,674.01	11,033.00	11,143.00	2.2%
5325	52230 Sewer	612.66	829.70	1,000.00	736.33	830.00	895.00	-10.5%
5325	52240 Heat	9,941.61	5,096.85	12,000.00	4,297.52	5,100.00	5,100.00	-57.5%
5325	52250 Telephone	342.60	344.76	365.00	229.37	365.00	365.00	0.0%
5325	52420 Machinery And Equip Maint	1,471.63	1,572.55	1,500.00	8,756.73	8,757.00	1,500.00	0.0%
5325	52470 Building Maintenance	2,693.20	5,307.48	4,000.00	2,905.02	4,000.00	4,000.00	0.0%
5325	53120 Office Supplies	770.97	245.75	400.00	297.07	400.00	400.00	0.0%
5325	53130 Printing/Photocopying	0.00	387.50	300.00	0.00	300.00	300.00	0.0%
5325	53250 Conference And Training	582.03	1,258.32	1,500.00	1,078.00	1,500.00	1,500.00	0.0%
5325	53440 Janitorial Supplies	450.00	1,156.89	1,000.00	1,426.72	1,427.00	1,000.00	0.0%
5325	53450 Program Supplies	799.87	374.56	2,000.00	2,232.93	2,233.00	2,000.00	0.0%
5325	53460 Clothing And Uniforms	932.14	1,494.02	1,500.00	762.70	1,500.00	1,500.00	0.0%
5325	53490 Other Operating Supplies	530.00	540.00	550.00	540.00	540.00	550.00	0.0%
5325	68190 Other Capital	3,600.00	14,337.50	2,250.00	0.00	2,250.00	3,000.00	33.3%

City of Waukesha - 2018 Annual Operating Budget

0100	General Fund	2015 Actuals	2016 Actuals	2017 Orig Bud	2017 Actuals	2017 Projected	2018 Executive	PCT Change 2017-2018Orig
5610	Forestry	942,778.60	950,720.03	981,510.00	571,870.94	947,194.00	1,020,288.00	4.0%
5610	51110 Salaries	79,655.66	80,948.80	85,170.00	54,921.62	114,322.00	144,329.00	69.5%
5610	51210 Wages Permanent	504,335.56	500,112.77	527,883.00	271,825.00	469,900.00	476,882.00	-9.7%
5610	51220 Overtime	2,643.88	4,095.93	3,000.00	518.15	2,950.00	3,000.00	0.0%
5610	51250 Wages Temporary	7,568.80	11,660.78	10,635.00	8,002.10	10,582.00	10,742.00	1.0%
5610	51510 Social Security	43,899.39	44,480.35	47,282.00	24,883.23	42,000.00	47,908.00	1.3%
5610	51520 Retirement	39,866.07	38,576.96	41,715.00	22,207.15	38,000.00	41,822.00	0.3%
5610	51540 Health Insurance	174,088.20	165,826.16	164,301.00	95,665.44	160,000.00	164,083.00	-0.1%
5610	51550 Life Insurance	1,130.20	1,257.89	1,442.00	521.59	900.00	1,085.00	-24.8%
5610	51560 Dental Insurance	9,492.86	8,314.94	9,492.00	5,004.01	8,500.00	9,492.00	0.0%
5610	52190 Other Professional Services	0.00	0.00	0.00	0.00	0.00	17,500.00	0.0%
5610	52250 Telephone	577.07	1,171.91	2,340.00	830.40	1,800.00	2,340.00	0.0%
5610	53220 Subscriptions-Office	136.65	133.40	140.00	0.00	140.00	150.00	7.1%
5610	53240 Membership Dues	175.00	175.00	360.00	360.00	360.00	370.00	2.8%
5610	53250 Conference And Training	2,518.12	2,571.94	2,600.00	2,877.89	3,303.00	3,735.00	43.7%
5610	53260 Advertising	98.24	77.03	150.00	87.62	100.00	100.00	-33.3%
5610	53410 Agricultural/Horticultural S	28,683.90	29,000.17	30,000.00	25,889.61	30,689.00	31,350.00	4.5%
5610	53430 Assessment Trees	11,932.00	12,768.00	7,000.00	13,980.93	15,000.00	7,000.00	0.0%
5610	53431 Non-Assessment Trees	35,477.00	49,548.00	48,000.00	44,296.20	48,648.00	58,400.00	21.7%
5610	53490 Other Operating Supplies	500.00	0.00	0.00	0.00	0.00	0.00	0.0%

Community Special Events

City of Waukesha - 2018 Annual Operating Budget

0100 General Fund	2015 Actuals	2016 Actuals	2017 Orig Bud	2017 Actuals	2017 Projected	2018 Executive	PCT Change 2017-2018Orig
5940 Community Special Events	23,278.67	24,112.18	24,510.00	11,313.17	24,510.00	24,500.00	0.0%
5940 53130 Printing/Photocopying	175.20	264.97	300.00	0.00	300.00	300.00	0.0%
5940 53940 Community Special Events Expen	23,103.47	23,847.21	24,210.00	11,313.17	24,210.00	24,200.00	0.0%



Solid Waste Management

Garbage Collection

Composting

West Avenue Landfill

Recycling

Garbage Collection

City of Waukesha - 2018 Annual Operating Budget

0100	General Fund	2015 Actuals	2016 Actuals	2017 Orig Bud	2017 Actuals	2017 Projected	2018 Executive	PCT Change 2017-2018Orig
7100	Garbage Collection	2,065,012.28	2,101,203.49	2,174,000.00	1,164,393.52	2,100,000.00	2,224,800.00	2.3%
7100	51210 Wages Permanent	0.00	1,340.95	0.00	0.00	0.00	0.00	0.0%
7100	52970 Refuse Collection	1,874,275.46	1,910,633.17	1,980,000.00	1,059,370.41	1,902,000.00	2,016,500.00	1.8%
7100	52972 Disposal-Dropoff Center	172,940.22	174,057.62	170,000.00	101,878.11	174,000.00	184,300.00	8.4%
7100	52973 County Hazardous Material Disp	10,055.89	10,241.35	12,000.00	0.00	12,000.00	12,000.00	0.0%
7100	53130 Printing/Photocopying	3,367.24	1,273.67	4,000.00	0.00	4,000.00	4,000.00	0.0%
7100	53260 Advertising	2,000.00	1,296.89	4,000.00	3,000.00	4,000.00	4,000.00	0.0%
7100	53490 Other Operating Supplies	2,373.47	2,359.84	4,000.00	145.00	4,000.00	4,000.00	0.0%

Composting

City of Waukesha - 2018 Annual Operating Budget

0100	General Fund	2015 Actuals	2016 Actuals	2017 Orig Bud	2017 Actuals	2017 Projected	2018 Executive	PCT Change 2017-2018Orig
7110	Composting	20,440.93	29,767.64	27,086.00	18,638.78	26,154.00	27,165.00	0.3%
7110	51210 Wages Permanent	13,573.49	23,032.53	17,250.00	16,448.86	16,449.00	17,335.00	0.5%
7110	51510 Social Security	0.00	0.00	1,320.00	0.00	1,268.00	1,326.00	0.5%
7110	51520 Retirement	0.00	0.00	1,173.00	0.00	1,094.00	1,161.00	-1.0%
7110	52420 Machinery And Equip Maint	5,326.89	3,735.11	4,343.00	189.92	4,343.00	4,343.00	0.0%
7110	52990 Leaf Pickup Disposal	128.00	0.00	0.00	0.00	0.00	0.00	0.0%
7110	53260 Advertising	1,412.55	3,000.00	3,000.00	2,000.00	3,000.00	3,000.00	0.0%

West Avenue Landfill

City of Waukesha - 2018 Annual Operating Budget

0100	General Fund	2015 Actuals	2016 Actuals	2017 Orig Bud	2017 Actuals	2017 Projected	2018 Executive	PCT Change 2017-2018Orig
7120	West Ave Landfill	116,568.98	70,078.69	79,008.00	44,487.13	70,446.00	79,926.00	1.2%
7120	52135 Consulting	66,888.43	45,610.02	47,500.00	34,157.50	41,000.00	47,500.00	0.0%
7120	52190 Other Professional Services	0.00	0.00	15,000.00	0.00	11,000.00	15,000.00	0.0%
7120	52220 Electric	7,243.14	7,308.11	6,508.00	3,236.53	7,353.00	7,426.00	14.1%
7120	53490 Other Operating Supplies	33,633.00	4,326.84	10,000.00	0.00	4,000.00	10,000.00	0.0%
7120	68190 Other Capital	8,804.41	12,833.72	0.00	7,093.10	7,093.00	0.00	0.0%

Recycling

City of Waukesha - 2018 Annual Operating Budget

0100	General Fund	2015 Actuals	2016 Actuals	2017 Orig Bud	2017 Actuals	2017 Projected	2018 Executive	PCT Change 2017-2018Orig
7150 Recycling		669,627.25	682,977.97	714,725.00	407,825.42	705,222.00	730,410.00	2.2%
	7150 51210 Wages Permanent	29,734.48	29,330.06	35,446.00	18,687.11	31,500.00	35,446.00	0.0%
	7150 51250 Wages Temporary	20.00	0.00	0.00	0.00	0.00	0.00	0.0%
	7150 51510 Social Security	0.29	0.00	514.00	0.00	457.00	514.00	0.0%
	7150 52190 Other Professional Services	6,561.41	2,612.16	8,000.00	1,248.00	8,000.00	8,000.00	0.0%
	7150 52990 Recycling	629,650.46	645,642.70	661,500.00	383,497.23	658,000.00	677,185.00	2.4%
	7150 53120 Office Supplies	90.00	100.00	100.00	100.00	100.00	100.00	0.0%
	7150 53130 Printing/Photocopying	686.00	2,420.71	4,000.00	796.41	3,000.00	4,000.00	0.0%
	7150 53240 Membership Dues	165.00	165.00	165.00	165.00	165.00	165.00	0.0%
	7150 53260 Advertising	2,600.11	1,715.33	4,000.00	3,000.00	3,000.00	4,000.00	0.0%
	7150 53490 Other Operating Supplies	119.50	992.01	1,000.00	331.67	1,000.00	1,000.00	0.0%



Non-Departmental

Tax Assessment Refunds

Property & Liability Insurance

Unallocated Employee Benefits

Contingency

Tax Assessment Refunds

City of Waukesha - 2018 Annual Operating Budget

0100 General Fund	2015 Actuals	2016 Actuals	2017 Orig Bud	2017 Actuals	2017 Projected	2018 Executive	PCT Change 2017-2018Orig
9456 Tax Assessment Refunds	47,690.76	101,941.53	60,000.00	7,556.18	70,000.00	70,000.00	16.7%
9456 55930 Assessment Refunds	16,174.02	79,573.80	40,000.00	7,449.88	50,000.00	50,000.00	25.0%
9456 57410 Bad Debt Expense	31,516.74	22,367.73	20,000.00	106.30	20,000.00	20,000.00	0.0%

Property & Liability Insurance

City of Waukesha - 2018 Annual Operating Budget

0100 General Fund	2015 Actuals	2016 Actuals	2017 Orig Bud	2017 Actuals	2017 Projected	2018 Executive	PCT Change 2017-2018Orig
9525 Property and Liability Ins	1,353,969.03	1,346,865.66	1,403,922.00	1,291,287.05	1,291,287.00	1,251,703.00	-10.8%
9525 78620 Property & Liability Ins	434,794.30	393,127.78	405,761.00	341,708.83	341,709.00	411,483.00	1.4%
9525 78630 Workers Compensation Ins	918,188.95	952,913.33	995,661.00	949,578.22	949,578.00	837,720.00	-15.9%
9525 78650 Employee Safety Programs	985.78	824.55	2,500.00	0.00	0.00	2,500.00	0.0%

Unallocated Employee Benefits

City of Waukesha - 2018 Annual Operating Budget

0100 General Fund	2015 Actuals	2016 Actuals	2017 Orig Bud	2017 Actuals	2017 Projected	2018 Executive	PCT Change 2017-2018Orig
9640 Unallocated Employee Benef	784,868.63	775,179.51	819,481.00	505,635.66	854,070.00	890,928.00	8.7%
9640 51520 Unfunded Protective Services P	22,963.92	16,203.96	16,204.00	6,188.32	15,641.00	16,204.00	0.0%
9640 52190 Other Professional Services	6,135.94	5,926.92	6,750.00	4,027.46	6,000.00	6,750.00	0.0%
9640 78610 Employee Group Insurance	555,698.73	571,430.64	600,564.00	396,947.68	595,268.00	619,778.00	3.2%
9640 89280 Transfer to Sick Leave Trust	200,070.04	181,617.99	195,963.00	98,472.20	237,161.00	248,196.00	26.7%

Contingency

City of Waukesha - 2018 Annual Operating Budget

0100 General Fund	2015 Actuals	2016 Actuals	2017 Orig Bud	2017 Actuals	2017 Projected	2018 Executive	PCT Change 2017-2018Orig
9710 Reserve for Contingencies	0.00	0.00	160,915.00	0.00	0.00	200,000.00	24.3%
9710 89910 Contingency Fund	0.00	0.00	160,915.00	0.00	0.00	200,000.00	24.3%



General Fund Operating Transfers

City of Waukesha - 2018 Annual Operating Budget

0100 General Fund	2015 Actuals	2016 Actuals	2017 Orig Bud	2017 Actuals	2017 Projected	2018 Executive	PCT Change 2017-2018Orig
9920 Transfer to Jan-Boree	15,000.00	15,000.00	15,000.00	15,000.00	15,000.00	15,000.00	0.0%
9920 89220 Transfer To Special Rev Fund	15,000.00	15,000.00	15,000.00	15,000.00	15,000.00	15,000.00	0.0%

City of Waukesha - 2018 Annual Operating Budget

0100 General Fund	2015 Actuals	2016 Actuals	2017 Orig Bud	2017 Actuals	2017 Projected	2018 Executive	PCT Change 2017-2018Orig
9924 Trns to Cap Proj- Equipmen	0.00	0.00	1,038,728.00	1,038,728.00	1,038,728.00	1,126,000.00	8.4%
9924 89240 Transfer To Capital Projects	0.00	0.00	1,038,728.00	1,038,728.00	1,038,728.00	1,126,000.00	8.4%

City of Waukesha - 2018 Annual Operating Budget

0100 General Fund	2015 Actuals	2016 Actuals	2017 Orig Bud	2017 Actuals	2017 Projected	2018 Executive	PCT Change 2017-2018Orig
9925 Transfer to Enterprise	0.00	0.00	88,661.00	88,661.00	88,661.00	88,661.00	0.0%
9925 89260 Transfer To Enterprise Funds	0.00	0.00	88,661.00	88,661.00	88,661.00	88,661.00	0.0%

City of Waukesha - 2018 Annual Operating Budget

0100 General Fund	2015 Actuals	2016 Actuals	2017 Orig Bud	2017 Actuals	2017 Projected	2018 Executive	PCT Change 2017-2018Orig
9935 Transfer to Mass Transit	0.00	0.00	1,206,508.00	0.00	1,176,354.00	1,206,594.00	0.0%
9935 89260 Transfer To Enterprise Funds	0.00	0.00	1,206,508.00	0.00	1,176,354.00	1,206,594.00	0.0%



SPECIAL REVENUE FUNDS

The special revenue fund is an account established by a government to collect money that must be used for a specific project. Special Revenue Funds have an identified specific or “special” revenue source that is used to fund programs or capital projects. Listed below are special revenue funds at the City of Waukesha:

- Fire Historical Preservation
- Citywide Fiber Maintenance
- Park & Recreation Special Revenue Funds
- Carl Zach Cycling
- Oktoberfest
- Sponsorship (General) Events
- Public Works Impact Fees
- Parkland Dedication
- Library Impact Fees
- Police Department Impact Fees
- Civic Band
- Library Café
- Winter JanBoree

Fire Historical Preservation

City of Waukesha - 2018 Annual Operating Budget

0206	Fire Historical Preservation	2015 Actuals	2016 Actuals	2017 Orig Bud	2017 Actuals	2017 Projected	2018 Executive	PCT Change 2017-2018Orig
2286	Fire Historical Preservation	0.00	(649.03)	0.00	(201.45)	(205.00)	0.00	0.0%
2286	48110 Interest On Investments	0.00	(1.08)	0.00	(1.45)	(5.00)	(4.00)	0.0%
2286	48410 Private Donations	0.00	(862.32)	0.00	(200.00)	(200.00)	(296.00)	0.0%
2286	52410 Vehicle Maintenance	0.00	214.37	0.00	0.00	0.00	300.00	0.0%
Grand Total		0.00	(649.03)	0.00	(201.45)	(205.00)	0.00	0.0%

Citywide Fiber Maintenance

City of Waukesha - 2018 Annual Operating Budget

0207	Citywide Fiber Maintenance	2015 Actuals	2016 Actuals	2017 Orig Bud	2017 Actuals	2017 Projected	2018 Executive	PCT Change 2017-2018Orig
1918	Citywide Fiber Maintenance	0.00	(45,816.82)	(24,883.00)	(26,098.01)	(21,413.00)	0.00	-100.0%
	1918 42210 State Shared Revenues	0.00	0.00	(15,000.00)	0.00	(15,000.00)	(15,000.00)	0.0%
	1918 47450 I/S Services-Other Municipal	0.00	(19,776.70)	(23,017.00)	(24,405.77)	(24,526.00)	(51,385.00)	123.2%
	1918 47452 I/S Services-Prop Funds	0.00	0.00	(1,866.00)	(1,600.50)	(1,600.00)	(1,866.00)	0.0%
	1918 48110 Interest On Investments	0.00	(68.49)	0.00	(91.74)	(287.00)	(222.00)	0.0%
	1918 49240 Transfers From Cap Project	0.00	(31,611.00)	0.00	0.00	0.00	0.00	0.0%
	1918 52441 Fiber Maintenance	0.00	5,639.37	15,000.00	0.00	20,000.00	68,473.00	356.5%
	Grand Total	0.00	(45,816.82)	(24,883.00)	(26,098.01)	(21,413.00)	0.00	-100.0%

Parks & Recreation Special Revenue Fund

City of Waukesha - 2018 Annual Operating Budget

0225	Park & Rec Spec Revenue Fnd Pr	2015 Actuals	2016 Actuals	2017 Orig Bud	2017 Actuals	2017 Projected	2018 Executive	PCT Change 2017-2018Orig
5990	Park&Rec Spec Rev	34,224.26	148,170.02	2,891.00	(66,685.51)	21,668.00	36,326.00	1156.5%
5990	43290 Work Permits Revenue	(890.00)	(810.00)	(800.00)	(410.00)	(750.00)	(750.00)	-6.3%
5990	45810 WPRA Ticket Program	(26,564.65)	(20,551.64)	(26,000.00)	(12,455.00)	(23,500.00)	(23,500.00)	-9.6%
5990	45815 DNR Trail Pass Fees	(640.00)	(675.00)	(700.00)	(1,150.00)	(1,000.00)	(750.00)	7.1%
5990	45820 Park Ware Rev	0.00	(413.89)	0.00	(99.91)	0.00	0.00	0.0%
5990	45825 Rec Programs	(677,768.30)	(810,250.32)	(751,000.00)	(519,081.99)	(845,800.00)	(920,468.00)	22.6%
5990	45835 Spooka Special Events	(1,286.80)	0.00	(800.00)	(1,464.62)	(1,000.00)	(1,000.00)	25.0%
5990	45836 Operation Honor	(8,000.00)	(9,000.00)	(5,000.00)	0.00	0.00	0.00	-100.0%
5990	45837 Carl Zach Cycling Classic	(20,000.00)	(20,550.00)	(25,000.00)	(14,000.00)	0.00	0.00	-100.0%
5990	45838 Special Event New	(7,584.00)	(47,501.50)	(5,000.00)	(222.60)	0.00	0.00	-100.0%
5990	48110 Interest On Investments	(1,242.42)	(1,495.85)	(1,000.00)	(122.28)	(1,804.00)	(1,917.00)	91.7%
5990	48340 Recycling Revenue	(808.44)	(327.74)	(800.00)	(90.00)	(300.00)	(500.00)	-37.5%
5990	48410 Sponsorships - Recreation	(35,188.66)	(46,897.64)	(40,000.00)	(41,310.76)	(39,000.00)	(45,000.00)	12.5%
5990	48411 Spon-Adult Softball Facility	0.00	0.00	(50.00)	0.00	0.00	(50.00)	0.0%
5990	48415 Sponsorships-Parks/Forestry	(3,268.00)	(576.00)	(23,500.00)	(1,500.00)	(5,000.00)	(20,000.00)	-14.9%
5990	48425 Sponsorships - Seniors	(172.31)	(244.22)	(250.00)	(132.28)	(750.00)	(1,500.00)	500.0%
5990	48430 Sponsorships-Music in the Park	0.00	(7,500.00)	(16,000.00)	(7,575.00)	0.00	0.00	-100.0%
5990	48431 Banner/Sign Ad Program	0.00	0.00	(2,000.00)	0.00	0.00	0.00	-100.0%
5990	48433 Awards & Recognitions	0.00	(832.72)	(2,000.00)	(699.96)	(700.00)	(1,000.00)	-50.0%
5990	48435 Financial Asst. Program	(629.00)	(535.45)	(700.00)	(376.00)	(700.00)	(700.00)	0.0%
5990	48490 Miscellaneous Revenues	(875.15)	(1,219.79)	(1,000.00)	(314.36)	(1,000.00)	(1,000.00)	0.0%
5990	48491 Galaxy System discrepancies	0.00	(22.84)	0.00	0.09	0.00	0.00	0.0%
5990	51110 Salaries	11,710.49	65,495.69	78,373.00	45,126.91	78,030.00	111,869.00	42.7%
5990	51220 Overtime	49.97	166.31	180.00	11.25	150.00	180.00	0.0%
5990	51250 Wages Temporary	410,167.68	522,659.27	410,680.00	262,970.09	546,800.00	577,457.00	40.6%
5990	51510 Social Security	10,461.50	15,185.15	12,801.00	9,432.49	16,313.00	18,756.00	46.5%
5990	51520 Retirement	4,953.15	8,222.62	6,260.00	5,590.91	7,325.00	9,464.00	51.2%

City of Waukesha - 2018 Annual Operating Budget

0225	Park & Rec Spec Revenue Fnd Pr	2015 Actuals	2016 Actuals	2017 Orig Bud	2017 Actuals	2017 Projected	2018 Executive	PCT Change 2017-2018Orig
5990	51540 Health Insurance	0.00	12,210.24	13,803.00	7,963.21	13,802.00	23,717.00	71.8%
5990	51550 Life Insurance	155.09	222.24	69.00	126.92	69.00	264.00	282.6%
5990	51560 Dental Insurance	0.00	429.67	798.00	460.49	798.00	1,368.00	71.4%
5990	52190 Other Professional Services	0.00	48,404.50	33,200.00	12,743.50	33,200.00	18,500.00	-44.3%
5990	52195 Credit Card Collection Fee	11,318.85	13,682.75	12,500.00	9,957.68	12,500.00	12,500.00	0.0%
5990	53135 Internal Printing	0.00	7,687.70	9,653.00	3,944.00	7,700.00	9,653.00	0.0%
5990	53190 I D Bureau Supplies	795.00	472.50	750.00	525.00	750.00	750.00	0.0%
5990	53195 DNR Trail Pass Supplies	576.00	675.00	650.00	922.50	1,000.00	750.00	15.4%
5990	53350 Awards/Recognitions	3,317.81	4,681.06	5,400.00	4,379.32	5,400.00	5,400.00	0.0%
5990	53455 Vending Supplies	583.54	741.24	700.00	480.23	700.00	700.00	0.0%
5990	53460 Clothing And Uniforms	0.00	471.00	0.00	0.00	0.00	0.00	0.0%
5990	53490 WPRA Ticket Program	25,841.05	19,981.89	25,000.00	1,810.50	23,000.00	23,000.00	-8.0%
5990	53940 Sponsor Program - Recreation	32,614.21	44,832.47	34,500.00	18,012.43	39,000.00	40,000.00	15.9%
5990	53945 Sponsor Program - Parks/Forest	8,287.25	338.00	23,000.00	1,140.41	5,000.00	5,000.00	-78.3%
5990	53947 Sponsorship-Music in the Park	0.00	7,585.04	15,000.00	10,803.34	0.00	0.00	-100.0%
5990	53949 Sponsorship-Seniors	232.74	0.00	250.00	0.00	750.00	1,500.00	500.0%
5990	53950 Rec. Program Expenses	127,880.34	128,287.64	130,000.00	76,388.20	130,025.00	134,025.00	3.1%
5990	53951 Spooka Special Events	653.43	654.35	600.00	0.00	660.00	660.00	10.0%
5990	53952 Operation Honor	8,859.30	8,177.20	4,000.00	0.00	0.00	0.00	-100.0%
5990	53953 Banner/Sign Ad Program	0.00	0.00	1,400.00	0.00	0.00	0.00	-100.0%
5990	53957 Carl Zach Cycling Classic	18,793.17	20,498.18	24,000.00	22,747.85	0.00	0.00	-100.0%
5990	53958 Special Event new	4,829.98	43,235.15	5,000.00	14,019.60	0.00	0.00	-100.0%
5990	55160 Workman's Comp Insurance	13,554.60	22,231.41	25,424.00	24,762.33	20,000.00	28,448.00	11.9%
5990	68190 Other Capital	22,006.84	13,186.31	30,500.00	0.00	0.00	30,500.00	0.0%
5990	89220 Transfer To Special Rev Fund	0.00	7,160.04	0.00	0.00	0.00	0.00	0.0%
5990	89240 Transfer To Capital Projects	101,500.00	100,000.00	0.00	0.00	0.00	0.00	0.0%

City of Waukesha - 2018 Annual Operating Budget

0225	Park & Rec Spec Revenue Fnd Pr	2015 Actuals	2016 Actuals	2017 Orig Bud	2017 Actuals	2017 Projected	2018 Executive	PCT Change 2017-2018Orig
5991	21st Century CLC Grant	0.00	0.00	0.00	96,743.41	0.00	0.00	0.0%
5991	42310 Federal Grants/ Aids	(129,106.44)	(101,107.88)	(99,895.00)	0.00	(100,000.00)	(100,000.00)	0.1%
5991	51220 Overtime	45.00	0.00	0.00	224.44	0.00	0.00	0.0%
5991	51250 Wages Temporary	119,037.98	94,377.95	91,274.00	93,408.28	91,250.00	91,250.00	0.0%
5991	51510 Social Security	1,943.05	1,851.45	1,323.00	1,492.69	1,323.00	1,323.00	0.0%
5991	51520 Retirement	434.53	98.42	0.00	161.42	0.00	0.00	0.0%
5991	51550 Life Insurance	0.00	1.92	0.00	3.45	0.00	0.00	0.0%
5991	53950 Rec. Program Expenses	7,645.88	4,778.14	7,298.00	1,453.13	7,427.00	7,427.00	1.8%

City of Waukesha - 2018 Annual Operating Budget

0225	Park & Rec Spec Revenue Fnd Pr	2015 Actuals	2016 Actuals	2017 Orig Bud	2017 Actuals	2017 Projected	2018 Executive	PCT Change 2017-2018Orig
5992	21st Century CLC Grant Banting	0.00	0.00	0.00	67,074.07	0.00	0.00	0.0%
5992	42310 Federal Grants/ Aids	(102,054.21)	(84,056.72)	(90,000.00)	0.00	(100,000.00)	(100,000.00)	11.1%
5992	51250 Wages Temporary	92,603.18	75,937.46	78,288.00	65,218.69	91,250.00	91,250.00	16.6%
5992	51510 Social Security	1,338.73	1,405.70	1,135.00	969.10	1,323.00	1,323.00	16.6%
5992	51520 Retirement	17.59	27.97	0.00	33.41	0.00	0.00	0.0%
5992	51550 Life Insurance	0.00	0.16	0.00	0.52	0.00	0.00	0.0%
5992	53950 Rec. Program Expenses	8,094.71	6,685.43	10,577.00	852.35	7,427.00	7,427.00	-29.8%
Grand Total		34,224.26	148,170.02	2,891.00	97,131.97	21,668.00	36,326.00	1156.5%

Carl Zach Cycling

City of Waukesha - 2018 Annual Operating Budget

0226 Carl Zach Cycling	2015 Actuals	2016 Actuals	2017 Orig Bud	2017 Actuals	2017 Projected	2018 Executive	PCT Change 2017-2018Orig
5993 Carl Zach Cycling	0.00	(2,893.69)	0.00	(10,005.63)	(13.00)	0.00	0.0%
5993 48110 Interest On Investments	0.00	0.00	0.00	(5.63)	(13.00)	(8.00)	0.0%
5993 48501 Event Sponsorships	0.00	0.00	0.00	(10,000.00)	(24,500.00)	(24,992.00)	0.0%
5993 49220 Transfers From Special Rev F	0.00	(2,893.69)	0.00	0.00	0.00	0.00	0.0%
5993 53957 Carl Zach Expenses	0.00	0.00	0.00	0.00	24,500.00	25,000.00	0.0%
Grand Total	0.00	(2,893.69)	0.00	(10,005.63)	(13.00)	0.00	0.0%

Oktoberfest

City of Waukesha - 2018 Annual Operating Budget

0227 Oktoberfest	2015 Actuals	2016 Actuals	2017 Orig Bud	2017 Actuals	2017 Projected	2018 Executive	PCT Change 2017-2018Orig
5994 Oktoberfest	0.00	(4,266.35)	0.00	2,143.20	(12,018.00)	0.00	0.0%
5994 46741 Event Sales	0.00	0.00	0.00	0.00	0.00	(39,988.00)	0.0%
5994 48110 Interest On Investments	0.00	0.00	0.00	(8.30)	(18.00)	(12.00)	0.0%
5994 48501 Event Sponsorships	0.00	0.00	0.00	0.00	(45,000.00)	(5,000.00)	0.0%
5994 49220 Transfers From Special Rev F	0.00	(4,266.35)	0.00	0.00	0.00	0.00	0.0%
5994 53958 Oktoberfest Expense	0.00	0.00	0.00	2,151.50	33,000.00	45,000.00	0.0%
Grand Total	0.00	(4,266.35)	0.00	2,143.20	(12,018.00)	0.00	0.0%

Sponsorship (General) Events

City of Waukesha - 2018 Annual Operating Budget

0228 Sponsorship (General) Events	2015 Actuals	2016 Actuals	2017 Orig Bud	2017 Actuals	2017 Projected	2018 Executive	PCT Change 2017-2018Orig
5970 Operation Honor	0.00	0.00	0.00	0.00	0.00	0.00	0.0%
5970 48501 Event Sponsorships	0.00	0.00	0.00	0.00	(6,000.00)	(6,000.00)	0.0%
5970 53959 Event Expenses	0.00	0.00	0.00	0.00	6,000.00	6,000.00	0.0%

City of Waukesha - 2018 Annual Operating Budget

0228 Sponsorship (General) Events	2015 Actuals	2016 Actuals	2017 Orig Bud	2017 Actuals	2017 Projected	2018 Executive	PCT Change 2017-2018Orig
5971 Music in the Park	0.00	0.00	0.00	(5,025.00)	0.00	0.00	0.0%
5971 48501 Event Sponsorships	0.00	0.00	0.00	(5,025.00)	(12,500.00)	(16,000.00)	0.0%
5971 53959 Event Expenses	0.00	0.00	0.00	0.00	12,500.00	16,000.00	0.0%

City of Waukesha - 2018 Annual Operating Budget

0228 Sponsorship (General) Events	2015 Actuals	2016 Actuals	2017 Orig Bud	2017 Actuals	2017 Projected	2018 Executive	PCT Change 2017-2018Orig
5972 Monday Night Movies	0.00	0.00	0.00	(500.00)	(1,500.00)	0.00	0.0%
5972 48501 Event Sponsorships	0.00	0.00	0.00	(500.00)	(4,500.00)	(5,000.00)	0.0%
5972 53959 Event Expenses	0.00	0.00	0.00	0.00	3,000.00	5,000.00	0.0%

Public Works Impact Fees

City of Waukesha - 2018 Annual Operating Budget

0230	Public Works Impact Fees	2015 Actuals	2016 Actuals	2017 Orig Bud	2017 Actuals	2017 Projected	2018 Executive	PCT Change 2017-2018Orig
3311	Subdivider Fees	(1,100.60)	(3,794.38)	0.00	(47,428.48)	(52,779.00)	(6,100.00)	-610000.0%
3311	46471 Sanitary Sewer Deposits	0.00	0.00	0.00	(46,143.83)	(46,144.00)	0.00	0.0%
3311	46480 Subd Deposits-Applied	(41,673.13)	(343,590.86)	0.00	0.00	0.00	0.00	0.0%
3311	48110 Interest On Investments	(1,100.60)	(3,794.38)	0.00	(1,284.65)	(6,635.00)	(6,100.00)	0.0%
3311	89240 Transfer To Capital Projects	41,673.13	13,310.86	0.00	0.00	0.00	0.00	0.0%
3311	89260 Transfer To Enterprise Funds	0.00	330,280.00	0.00	0.00	0.00	0.00	0.0%
Grand Total		(1,100.60)	(3,794.38)	0.00	(47,428.48)	(52,779.00)	(6,100.00)	-610000.0%

Parkland Dedication

City of Waukesha - 2018 Annual Operating Budget

0240 Parkland Development Impact Fe	2015 Actuals	2016 Actuals	2017 Orig Bud	2017 Actuals	2017 Projected	2018 Executive	PCT Change 2017-2018Orig
5540 Parkland Dedication Fees	(601.88)	(1,185.72)	(600.00)	(378.64)	(2,000.00)	(1,848.00)	208.0%
5540 46480 Parkland Deposits - Applied	0.00	0.00	(23,101.00)	0.00	(46,202.00)	0.00	-100.0%
5540 48110 Interest On Investments	(601.88)	(1,185.72)	(600.00)	(378.64)	(2,000.00)	(1,848.00)	208.0%
5540 89240 Transfer To Capital Projects	0.00	0.00	23,101.00	0.00	46,202.00	0.00	-100.0%
Grand Total	(601.88)	(1,185.72)	(600.00)	(378.64)	(2,000.00)	(1,848.00)	208.0%

Library Impact Fees

City of Waukesha - 2018 Annual Operating Budget

0241 Library Impact Fees	2015 Actuals	2016 Actuals	2017 Orig Bud	2017 Actuals	2017 Projected	2018 Executive	PCT Change 2017-2018Orig
5180 Library Impact Fees	0.00	(10.31)	(2,000.00)	(4.22)	(21.00)	(19.00)	-99.1%
5180 46470 Deposits-Collected	0.00	0.00	(2,000.00)	0.00	0.00	0.00	-100.0%
5180 48110 Interest On Investments	0.00	(10.31)	0.00	(4.22)	(21.00)	(19.00)	0.0%
Grand Total	0.00	(10.31)	(2,000.00)	(4.22)	(21.00)	(19.00)	-99.1%

Police Impact Fees

City of Waukesha - 2018 Annual Operating Budget

0242 Police Impact Fee	2015 Actuals	2016 Actuals	2017 Orig Bud	2017 Actuals	2017 Projected	2018 Executive	PCT Change 2017-2018Orig
2180 Police Impact Fees	0.00	(59.92)	(1,000.00)	(22.95)	(108.00)	(97.00)	-90.3%
2180 46470 Deposits-Collected	0.00	0.00	(1,000.00)	0.00	0.00	0.00	-100.0%
2180 48110 Interest On Investments	0.00	(59.92)	0.00	(22.95)	(108.00)	(97.00)	0.0%
Grand Total	0.00	(59.92)	(1,000.00)	(22.95)	(108.00)	(97.00)	-90.3%

Civic Band

City of Waukesha - 2018 Annual Operating Budget

0243	Civic Band Donation Fund	2015 Actuals	2016 Actuals	2017 Orig Bud	2017 Actuals	2017 Projected	2018 Executive	PCT Change 2017-2018Orig
5580	Civic Band	(25.00)	4,394.25	(10.00)	(12,078.62)	5,030.00	3,444.00	-34540.0%
5580	48110 Interest On Investments	0.00	(146.90)	(85.00)	(28.62)	(202.00)	(198.00)	132.9%
5580	48410 Private Donations-Lighted Do	(14,690.00)	(14,103.05)	(20,567.00)	(12,050.00)	(15,410.00)	(17,000.00)	-17.3%
5580	51250 Wages Temporary	0.00	16,630.00	18,525.00	0.00	18,525.00	18,525.00	0.0%
5580	51510 Social Security	0.00	1,250.53	1,417.00	0.00	1,417.00	1,417.00	0.0%
5580	52190 Other Professional Services	14,525.00	212.00	0.00	0.00	0.00	0.00	0.0%
5580	53130 Printing/Photocopying	0.00	271.69	300.00	0.00	300.00	300.00	0.0%
5580	53490 Other Operating Supplies	140.00	279.98	400.00	0.00	400.00	400.00	0.0%
Grand Total		(25.00)	4,394.25	(10.00)	(12,078.62)	5,030.00	3,444.00	-34540.0%

Library Café

City of Waukesha - 2018 Annual Operating Budget

0265 Library CAFE Fund	2015 Actuals	2016 Actuals	2017 Orig Bud	2017 Actuals	2017 Projected	2018 Executive	PCT Change 2017-2018Orig
5165 Library CAFÉ Rev/Exp	(38.75)	247.77	0.00	30,366.31	(2,325.00)	0.00	0.0%
5165 42770 Other CAFE Members Share	(91,148.59)	(93,286.40)	(93,506.00)	(23,237.75)	(95,156.00)	(95,585.00)	2.2%
5165 48110 Interest On Investments	35.64	0.00	0.00	0.00	0.00	0.00	0.0%
5165 51110 Salaries	72,579.61	73,757.57	75,235.00	43,238.54	74,947.00	77,116.00	2.5%
5165 51510 Social Security	5,485.77	5,578.94	5,755.00	3,272.26	5,633.00	5,899.00	2.5%
5165 51520 Retirement	4,930.31	4,873.68	5,116.00	2,940.15	5,096.00	5,167.00	1.0%
5165 51540 Health Insurance	6,600.10	6,579.63	6,336.00	3,655.35	6,092.00	6,336.00	0.0%
5165 51550 Life Insurance	107.76	116.10	127.00	84.39	166.00	130.00	2.4%
5165 51560 Dental Insurance	372.06	386.37	372.00	214.65	358.00	372.00	0.0%
5165 53240 Membership Dues	0.00	119.00	105.00	119.00	119.00	105.00	0.0%
5165 53250 Conference And Training	891.64	2,062.40	240.00	0.00	240.00	240.00	0.0%
5165 53320 Employee Auto Allowance	106.95	60.48	220.00	79.72	180.00	220.00	0.0%
Grand Total	(38.75)	247.77	0.00	30,366.31	(2,325.00)	0.00	0.0%

JanBoree Special Revenue

City of Waukesha - 2018 Annual Operating Budget

0270	Festival & Special Activities	2015 Actuals	2016 Actuals	2017 Orig Bud	2017 Actuals	2017 Projected	2018 Executive	PCT Change 2017-2018Orig
5920	Janboree	(3,189.51)	(951.44)	0.00	(6,814.51)	3,793.00	3,569.00	356900.0%
5920	45820 Park Ware Rev	(7,000.00)	(5,286.58)	(11,000.00)	(3,981.49)	(8,500.00)	(9,000.00)	-18.2%
5920	45830 Entry Fees	(390.00)	(425.00)	(500.00)	0.00	(500.00)	(500.00)	0.0%
5920	45870 Recreation Fees-Concessions	(2,294.97)	(2,873.60)	(1,500.00)	(3,862.88)	(3,000.00)	(3,000.00)	100.0%
5920	48110 Interest On Investments	0.00	(89.77)	0.00	(39.69)	(185.00)	(166.00)	0.0%
5920	49210 Transfers From General Fund	(15,000.00)	(15,000.00)	(15,000.00)	(15,000.00)	(15,000.00)	(15,000.00)	0.0%
5920	49990 Appropriated Fund Balance Ap	0.00	0.00	(2,982.00)	0.00	0.00	0.00	-100.0%
5920	51250 Wages Temporary	910.00	1,562.50	2,200.00	1,052.50	2,200.00	2,400.00	9.1%
5920	51510 Social Security	13.18	20.68	32.00	15.25	32.00	35.00	9.4%
5920	52190 Other Professional Services	8,664.41	6,535.00	10,300.00	8,649.60	10,300.00	10,300.00	0.0%
5920	52990 State Mfg Assessment Fee	346.35	244.83	1,000.00	0.00	1,000.00	1,000.00	0.0%
5920	53110 Postage and Box Rent	0.00	0.00	50.00	0.00	0.00	0.00	-100.0%
5920	53130 Printing/Photocopying	2,570.00	2,310.00	3,000.00	0.00	3,000.00	3,000.00	0.0%
5920	53260 Advertising	7,981.61	7,786.54	10,900.00	4,850.57	10,900.00	10,900.00	0.0%
5920	53490 Other Operating Supplies	635.18	3,816.32	2,500.00	456.13	2,500.00	2,500.00	0.0%
5920	55330 Equipment Rental	374.73	447.64	1,000.00	1,045.50	1,046.00	1,100.00	10.0%
Grand Total		(3,189.51)	(951.44)	0.00	(6,814.51)	3,793.00	3,569.00	356900.0%



DEBT SERVICE FUNDS

Debt Service funds are set up to account for the accumulation of resources used for the payment of principal and interest on all "general obligation debt", other than that serviced by Enterprise Funds. Debt Service Funds are typically used for capital projects, equipment and fleet, as described in the City of Waukesha Community Investment Program.

City of Waukesha - 2018 Annual Operating Budget

0300 Debt Service	2015 Actuals	2016 Actuals	2017 Orig Bud	2017 Actuals	2017 Projected	2018 Executive	PCT Change 2017-2018Orig
8100 General Debt Service	(534,826.26)	29,612.37	0.00	(11,725,896.37)	359,026.00	0.00	0.0%
8100 41110 Taxes-R.E. & P.P	(10,100,295.00)	(10,850,217.00)	(12,619,544.00)	(12,619,544.00)	(12,619,544.00)	(14,110,288.00)	11.8%
8100 48110 Interest On Investments	(28,726.14)	(10,015.16)	(5,000.00)	(21,587.08)	(40,000.00)	(25,000.00)	400.0%
8100 49120 Proceeds of Refunding Bonds	(3,475,000.00)	(6,024,429.00)	(4,648,905.00)	(4,360,000.00)	(4,360,000.00)	(3,180,000.00)	-31.6%
8100 49125 Premium Revenue - Bonds	(1,078,449.32)	(829,872.82)	(20,000.00)	(665,095.73)	(665,096.00)	(20,000.00)	0.0%
8100 49990 Appropriated Fund Balance Ap	0.00	0.00	(547,478.00)	0.00	0.00	(495,360.00)	-9.5%
8100 56110 Debt Principal	7,898,608.44	9,368,890.55	10,870,661.00	4,619,832.00	15,460,661.00	15,376,298.00	41.4%
8100 56190 Refunding-Payment To Escrow	3,735,163.99	5,588,925.31	4,590,000.00	0.00	0.00	0.00	-100.0%
8100 56210 Debt Interest Expense	2,158,246.75	2,453,987.27	2,197,266.00	1,093,150.65	2,355,657.00	2,353,850.00	7.1%
8100 56910 Bond Paying Agent Fees	3,635.93	3,793.03	5,000.00	3,701.68	3,702.00	5,500.00	10.0%
8100 56990 Issue Costs-Refunding	45,965.09	62,332.19	20,000.00	65,646.11	65,646.00	20,000.00	0.0%
8100 89260 Transfer To Enterprise Funds	306,024.00	266,218.00	158,000.00	158,000.00	158,000.00	75,000.00	-52.5%
Grand Total	(534,826.26)	29,612.37	0.00	(11,725,896.37)	359,026.00	0.00	0.0%



ENTERPRISE FUNDS

An enterprise fund is a fund that is established to account for operations of the City that are financed and operated in a manner similar to private business enterprises – where the intent is that the costs of providing goods or services to the general public on a continuing basis be financed or recovered primarily through user charges or sales. Enterprise Funds at the City of Waukesha are the following:

- Parking Utility
- Clean Water Plant
- Prairie Home Cemetery
- Waukesha Transit System

Parking Utility

City of Waukesha - 2018 Annual Operating Budget

0602	DPW/Parking Utility Division	2015 Actuals	2016 Actuals	2017 Orig Bud	2017 Actuals	2017 Projected	2018 Executive	PCT Change 2017-2018Orig
7700	Administration and General	(120,627.19)	(195,164.31)	(131,588.00)	(95,273.08)	(129,410.00)	(126,508.00)	-3.9%
7700	45522 Parking Ramp	(173,549.86)	(178,767.78)	(160,000.00)	(115,342.71)	(160,000.00)	(160,000.00)	0.0%
7700	45523 St. Paul Ramp Revenue	(44,540.98)	(26,113.07)	(30,000.00)	(14,868.50)	(22,157.00)	(30,000.00)	0.0%
7700	45530 Parking Lot	(74,526.48)	(84,203.19)	(55,000.00)	(43,276.52)	(55,000.00)	(55,000.00)	0.0%
7700	45540 Overnight St Parking Permits	(80,072.44)	(96,132.56)	(105,000.00)	(67,801.71)	(105,000.00)	(105,000.00)	0.0%
7700	48110 Interest On Investments	(1,623.17)	(1,587.82)	0.00	(456.98)	(2,615.00)	(2,461.00)	0.0%
7700	48330 Sale of City Property	(3,294.14)	0.00	0.00	3.56	0.00	0.00	0.0%
7700	51110 Salaries	96,847.98	80,054.86	87,350.00	34,161.58	59,520.00	65,505.00	-25.0%
7700	51180 Accrued Vacation	(327.17)	(706.87)	0.00	0.00	0.00	0.00	0.0%
7700	51190 Sick Leave Accrual	11,532.93	(40,881.30)	0.00	0.00	0.00	0.00	0.0%
7700	51210 Wages Permanent	22,091.02	22,065.91	0.00	11,595.66	19,845.00	19,508.00	0.0%
7700	51220 Overtime	76.36	22.54	0.00	0.00	0.00	0.00	0.0%
7700	51250 Wages Temporary	0.00	0.00	2,000.00	0.00	0.00	2,000.00	0.0%
7700	51510 Social Security	8,674.36	7,219.93	6,711.00	2,896.69	5,038.00	5,323.00	-20.7%
7700	51520 Retirement	8,086.94	6,231.23	5,763.00	2,323.01	4,048.00	4,215.00	-26.9%
7700	51525 Retirement-GASB 68	(182.00)	17,015.00	0.00	0.00	25,000.00	25,000.00	0.0%
7700	51540 Health Insurance	41,307.24	23,595.70	0.00	1,500.00	2,600.00	0.00	0.0%
7700	51550 Life Insurance	431.56	330.54	144.00	50.40	553.00	106.00	-26.4%
7700	51560 Dental Insurance	2,280.20	1,315.50	0.00	0.00	0.00	0.00	0.0%
7700	52130 Accounting And Auditing	6,888.00	6,888.00	6,888.00	6,888.00	6,888.00	6,888.00	0.0%
7700	52190 Other Professional Services	0.00	0.00	20,000.00	7,042.50	9,149.00	10,000.00	-50.0%
7700	52195 Credit Card Collection Fee	6,631.17	9,905.17	7,500.00	5,639.41	5,639.00	7,500.00	0.0%
7700	52250 Telephone	3,848.50	4,422.32	5,000.00	1,423.56	2,100.00	900.00	-82.0%
7700	52430 Computer Hardware Maint	35,517.00	38,013.77	59,299.00	59,299.00	59,299.00	63,671.00	7.4%
7700	53110 Postage and Box Rent	161.33	64.34	200.00	40.60	55.00	75.00	-62.5%
7700	53120 Office Supplies	335.71	565.66	900.00	154.83	800.00	800.00	-11.1%
7700	53130 Printing/Photocopying	1,200.00	1,373.15	2,000.00	0.00	1,373.00	2,000.00	0.0%

City of Waukesha - 2018 Annual Operating Budget

0602	DPW/Parking Utility Division	2015 Actuals	2016 Actuals	2017 Orig Bud	2017 Actuals	2017 Projected	2018 Executive	PCT Change 2017-2018Orig
7700	53135 Internal Printing	488.28	2,096.95	2,005.00	2,029.00	2,029.00	2,005.00	0.0%
7700	53250 Conference And Training	0.00	0.00	300.00	0.00	0.00	0.00	-100.0%
7700	53320 Employee Auto Allowance	85.10	41.58	300.00	0.00	0.00	0.00	-100.0%
7700	55160 Workman's Comp Insurance	8,398.33	9,515.91	9,415.00	9,170.54	9,171.00	8,076.00	-14.2%
7700	55190 General Liability Insurance	2,607.04	2,490.22	2,637.00	2,255.00	2,255.00	2,381.00	-9.7%

City of Waukesha - 2018 Annual Operating Budget

0602	DPW/Parking Utility Division	2015 Actuals	2016 Actuals	2017 Orig Bud	2017 Actuals	2017 Projected	2018 Executive	PCT Change 2017-2018Orig
7710	Parking Enforcement	(176,286.46)	(215,404.75)	(132,519.00)	(107,031.58)	(108,030.00)	(99,792.00)	-24.7%
7710	44120 Parking Fines	(353,461.58)	(395,227.43)	(350,000.00)	(227,169.01)	(325,000.00)	(325,000.00)	-7.1%
7710	51110 Salaries	35,952.31	0.00	0.00	0.00	0.00	0.00	0.0%
7710	51170 Accrued Compensatory time	356.98	363.40	0.00	0.00	0.00	0.00	0.0%
7710	51180 Accrued Vacation	1,227.16	658.58	0.00	0.00	0.00	0.00	0.0%
7710	51210 Wages Permanent	83,639.31	129,150.49	156,940.00	86,474.84	156,940.00	163,968.00	4.5%
7710	51220 Overtime	323.72	89.07	400.00	215.87	400.00	400.00	0.0%
7710	51510 Social Security	7,013.25	7,195.26	8,565.00	4,774.29	8,565.00	9,016.00	5.3%
7710	51520 Retirement	5,937.81	5,820.86	6,892.00	3,946.19	6,892.00	7,168.00	4.0%
7710	51540 Health Insurance	17,336.15	13,159.26	12,672.00	7,310.70	12,672.00	12,672.00	0.0%
7710	51550 Life Insurance	186.84	121.32	175.00	75.24	175.00	180.00	2.9%
7710	51560 Dental Insurance	839.18	772.74	744.00	429.30	744.00	744.00	0.0%
7710	51580 Unemployment Compensation	1,241.15	804.23	0.00	0.00	0.00	0.00	0.0%
7710	52140 Data Processing-External	8,000.00	3,000.00	8,000.00	8,000.00	8,000.00	8,000.00	0.0%
7710	52410 Vehicle Maintenance	117.71	544.58	700.00	109.59	600.00	700.00	0.0%
7710	53130 Printing/Photocopying	2,990.56	2,269.74	3,000.00	38.07	2,500.00	2,500.00	-16.7%
7710	53460 Clothing And Uniforms	833.52	1,258.18	1,600.00	103.98	1,600.00	1,600.00	0.0%
7710	53510 Gasoline; Oil; Grease Etc.	4,503.51	4,691.76	5,499.00	2,847.76	5,000.00	5,499.00	0.0%
7710	53520 Tires	810.76	315.64	400.00	544.08	544.00	400.00	0.0%
7710	55120 Auto And Fleet Insurance	0.00	0.00	138.00	217.32	217.00	241.00	74.6%
7710	89280 Transfer to Sick Leave Trust	5,865.20	9,607.57	11,756.00	5,050.20	12,121.00	12,120.00	3.1%

City of Waukesha - 2018 Annual Operating Budget

0602 DPW/Parking Utility Division	2015 Actuals	2016 Actuals	2017 Orig Bud	2017 Actuals	2017 Projected	2018 Executive	PCT Change 2017-2018Orig
7720 Parking Ramp #1	35,116.01	35,303.04	38,817.00	19,506.74	34,397.00	34,681.00	-10.7%
7720 48440 Ins Recoveries Prop Damage	(1,389.35)	(3,045.54)	0.00	(1,470.00)	(1,470.00)	(3,045.00)	0.0%
7720 52210 Water And Sewer	523.68	200.72	263.00	93.98	188.00	205.00	-22.1%
7720 52220 Electric	24,317.66	23,189.69	21,500.00	11,834.72	22,600.00	22,826.00	6.2%
7720 52230 Sewer	122.50	109.76	120.00	47.89	96.00	105.00	-12.5%
7720 52420 Machinery And Equip Maint	839.29	1,605.61	1,500.00	1,046.00	1,500.00	2,000.00	33.3%
7720 52450 Grounds Maintenance & Impr	1,375.00	2,026.43	2,000.00	0.00	1,000.00	1,000.00	-50.0%
7720 52470 Building Maintenance	5,611.88	7,509.78	7,000.00	4,495.76	7,000.00	8,000.00	14.3%
7720 53440 Janitorial Supplies	282.26	321.09	900.00	5.98	30.00	150.00	-83.3%
7720 55110 Property And Boiler Insuranc	3,423.41	3,385.50	5,534.00	3,452.41	3,453.00	3,440.00	-37.8%
7720 56910 Bond Paying Agent Fees	9.68	0.00	0.00	0.00	0.00	0.00	0.0%

City of Waukesha - 2018 Annual Operating Budget

0602	DPW/Parking Utility Division	2015 Actuals	2016 Actuals	2017 Orig Bud	2017 Actuals	2017 Projected	2018 Executive	PCT Change 2017-2018Orig
	7730 Parking Ramp #2/Transit Ct	(131,852.75)	(83,869.35)	15,691.00	(72,150.05)	14,230.00	85,740.00	446.4%
	7730 49230 Transfers From Debt Service	(240,000.00)	(200,000.00)	(90,000.00)	(90,000.00)	(90,000.00)	(7,000.00)	-92.2%
	7730 52210 Water And Sewer	612.65	2,090.89	1,113.00	0.00	1,100.00	1,210.00	8.7%
	7730 52220 Electric	12,513.02	17,783.48	14,000.00	0.00	17,000.00	17,170.00	22.6%
	7730 52230 Sewer	553.81	305.07	420.00	0.00	400.00	454.00	8.1%
	7730 52240 Heat	530.81	1,173.12	1,123.00	0.00	1,170.00	1,182.00	5.3%
	7730 52420 Machinery And Equip Maint	3,378.61	3,970.74	8,000.00	2,029.00	5,000.00	5,000.00	-37.5%
	7730 52450 Grounds Maintenance & Impr	13,015.44	19,324.41	16,250.00	2,675.00	19,000.00	19,000.00	16.9%
	7730 52470 Building Maintenance	23,495.13	28,217.45	30,000.00	2,406.10	29,000.00	30,000.00	0.0%
	7730 53440 Janitorial Supplies	534.16	466.97	1,550.00	0.00	500.00	550.00	-64.5%
	7730 55110 Property And Boiler Insuranc	3,423.41	3,591.82	5,534.00	3,371.53	3,372.00	3,358.00	-39.3%
	7730 56210 Interest on Debt	18,699.55	15,037.16	10,973.00	7,325.06	10,952.00	6,420.00	-41.5%
	7730 56910 Bond Paying Agent Fees	33.76	33.76	35.00	43.26	43.00	35.00	0.0%
	7730 89390 Loss On Early Retirement of	31,356.90	24,135.78	16,693.00	0.00	16,693.00	8,361.00	-49.9%

City of Waukesha - 2018 Annual Operating Budget

0602 DPW/Parking Utility Division	2015 Actuals	2016 Actuals	2017 Orig Bud	2017 Actuals	2017 Projected	2018 Executive	PCT Change 2017-2018Orig
7790 Capital Improvements	316,479.88	202,073.16	210,000.00	40,329.57	270,000.00	189,801.00	-9.6%
7790 55410 Provision For Depreciation	167,962.62	170,109.39	170,000.00	0.00	170,000.00	169,801.00	-0.1%
7790 68110 Automotive Equipment	4,205.31	0.00	0.00	0.00	0.00	0.00	0.0%
7790 68190 Other Capital	40,480.35	26,463.77	0.00	0.00	0.00	0.00	0.0%
7790 68220 Buildings	103,831.60	5,500.00	40,000.00	40,329.57	100,000.00	20,000.00	-50.0%
Grand Total	(77,170.51)	(257,062.21)	401.00	(214,618.40)	81,187.00	83,922.00	20828.2%

Clean Water Plant

City of Waukesha - 2018 Annual Operating Budget

0603	DPW/Waste Water Util Division	2015 Actuals	2016 Actuals	2017 Orig Bud	2017 Actuals	2017 Projected	2018 Executive	PCT Change 2017-2018Orig
7380	Sewer Administration	(9,927,594.52)	(11,354,452.41)	(11,256,664.00)	(6,480,896.06)	(12,089,206.00)	(12,501,264.00)	11.1%
7380	45611 Sewer-Residential	(5,463,972.87)	(5,911,998.75)	(6,366,553.00)	(3,433,190.26)	(6,326,410.00)	(6,875,877.00)	8.0%
7380	45612 Sewer-Commercial	(1,775,951.08)	(1,945,581.25)	(2,128,568.00)	(1,116,660.75)	(2,076,480.00)	(2,298,853.00)	8.0%
7380	45613 Sewer-Industrial	(1,447,022.50)	(1,862,227.04)	(1,778,234.00)	(1,249,445.01)	(2,106,520.00)	(1,920,493.00)	8.0%
7380	45614 Sewer-Public	(381,584.76)	(405,523.78)	(419,163.00)	(235,803.69)	(444,960.00)	(452,696.00)	8.0%
7380	45615 Sewer-Apartments	(1,968,236.14)	(2,149,385.15)	(2,305,948.00)	(1,338,114.79)	(2,344,820.00)	(2,490,424.00)	8.0%
7380	45619 Sewer-Delinquent Fees/Adjts	(114,791.11)	(118,787.42)	(60,000.00)	(46,836.47)	(62,400.00)	(60,000.00)	0.0%
7380	45620 Sewer-Connection Fees	(229,754.00)	(552,979.00)	(60,000.00)	(129,726.00)	(129,726.00)	(60,000.00)	0.0%
7380	45630 Septic Charges	(579,563.88)	(553,054.27)	(530,811.00)	(299,195.36)	(575,820.00)	(530,811.00)	0.0%
7380	45640 Wales Discharge	0.00	(33,230.61)	(10,000.00)	(50,428.17)	(100,860.00)	(100,000.00)	900.0%
7380	47470 WWTP Services	(75.00)	0.00	0.00	0.00	0.00	0.00	0.0%
7380	48110 Interest On Investments	(51,904.36)	(107,650.49)	(9,000.00)	(40,890.08)	(165,007.00)	(165,169.00)	1735.2%
7380	48111 Unrealized Gain/(Loss) on B	3,209.67	(3,220.00)	(2,000.00)	0.00	0.00	0.00	-100.0%
7380	48112 Investment Fees	0.00	1,842.14	0.00	6.38	125.00	250.00	0.0%
7380	48330 Sale of City Property	(27,159.95)	(22,682.15)	(20,000.00)	0.00	(5,000.00)	(5,000.00)	-75.0%
7380	48440 Ins Recoveries Prop Damage	1,216.21	0.00	0.00	(630.46)	(630.00)	0.00	0.0%
7380	48490 Miscellaneous Revenues	0.00	0.00	0.00	(2,070.00)	(2,070.00)	0.00	0.0%
7380	51110 Salaries	483,462.70	539,984.84	555,326.00	208,725.92	360,000.00	344,214.00	-38.0%
7380	51170 Accrued Compensatory time	0.00	111.65	0.00	0.00	0.00	0.00	0.0%
7380	51180 Accrued Vacation	4,594.13	(9,075.52)	0.00	0.00	0.00	0.00	0.0%
7380	51210 Wages Permanent	28,857.64	42,945.21	34,293.00	102,094.77	168,000.00	256,344.00	647.5%
7380	51220 Overtime	1,631.16	1,607.90	3,000.00	1,215.59	1,800.00	3,000.00	0.0%
7380	51510 Social Security	37,495.70	42,810.66	45,335.00	22,707.78	22,708.00	46,172.00	1.8%
7380	51520 Retirement	34,920.94	38,184.19	40,298.00	20,779.09	20,779.00	40,438.00	0.3%
7380	51525 Retirement-GASB 68	2,545.00	155,741.00	0.00	0.00	100,000.00	100,000.00	0.0%
7380	51540 Health Insurance	125,916.32	141,583.29	138,683.00	73,461.28	126,000.00	138,683.00	0.0%
7380	51550 Life Insurance	1,267.82	1,602.25	1,946.00	744.59	1,400.00	1,503.00	-22.8%

City of Waukesha - 2018 Annual Operating Budget

0603	DPW/Waste Water Util Division	2015 Actuals	2016 Actuals	2017 Orig Bud	2017 Actuals	2017 Projected	2018 Executive	PCT Change 2017-2018Orig
	7380 51560 Dental Insurance	6,840.60	7,849.15	7,980.00	4,209.60	6,900.00	7,980.00	0.0%
	7380 51570 OPEB Expense	119,447.00	87,487.00	125,000.00	0.00	125,000.00	125,000.00	0.0%
	7380 52130 Accounting And Auditing	79,556.00	80,331.00	83,325.00	83,325.00	83,325.00	83,325.00	0.0%
	7380 52131 Utility Billing	730,014.57	683,617.59	813,158.00	512,713.17	684,000.00	704,520.00	-13.4%
	7380 52135 Consulting	28,080.28	69,354.99	100,000.00	35,604.05	60,000.00	100,000.00	0.0%
	7380 52180 Management Services	0.00	15,500.00	51,500.00	15,500.00	51,500.00	51,500.00	0.0%
	7380 52190 Other Professional Services	2,505.33	9.00	2,750.00	51.03	51.00	0.00	-100.0%
	7380 52250 Telephone	19,682.16	21,502.96	25,000.00	8,290.00	17,000.00	20,000.00	-20.0%
	7380 52270 Trunk Radio Operating	3,854.04	3,583.00	249.00	249.00	249.00	225.00	-9.6%
	7380 52430 Computer Hardware Maint	0.00	2,477.50	4,000.00	1,407.73	3,800.00	4,000.00	0.0%
	7380 53110 Postage and Box Rent	326.98	275.21	1,000.00	183.64	340.00	1,000.00	0.0%
	7380 53120 Office Supplies	1,970.44	2,952.54	2,400.00	1,256.15	2,300.00	2,400.00	0.0%
	7380 53130 Printing/Photocopying	4,749.21	5,584.54	6,000.00	0.00	5,200.00	6,000.00	0.0%
	7380 53135 Internal Printing	2,275.18	5,218.33	5,380.00	3,829.00	3,829.00	5,380.00	0.0%
	7380 53220 Subscriptions-Office	120.00	231.00	250.00	394.74	395.00	450.00	80.0%
	7380 53240 Membership Dues	2,949.00	3,026.00	3,500.00	2,445.00	2,900.00	3,500.00	0.0%
	7380 53250 Conference And Training	10,950.68	7,946.23	15,000.00	14,199.54	14,500.00	15,000.00	0.0%
	7380 53260 Advertising	1,571.17	1,720.30	2,000.00	1,686.39	1,700.00	2,000.00	0.0%
	7380 53940 Other Charges	187.23	568.71	450.00	186.39	400.00	600.00	33.3%
	7380 55120 Auto And Fleet Insurance	6,446.16	6,001.25	6,244.00	6,057.16	6,057.00	7,347.00	17.7%
	7380 55160 Workman's Comp Insurance	74,612.01	84,587.77	85,233.00	83,009.25	92,230.00	72,859.00	-14.5%
	7380 55190 General Liability Insurance	42,993.23	41,066.70	43,482.00	29,007.00	29,007.00	35,964.00	-17.3%
	7380 78422 Data Processing-Allocated	212,318.00	192,115.60	202,431.00	202,431.18	202,430.00	229,820.00	13.5%
	7380 78650 Employee Safety Programs	12,379.04	15,478.54	14,000.00	8,886.36	15,000.00	14,000.00	0.0%
	7380 89280 Transfer to Sick Leave Trust	23,475.53	16,044.98	14,400.00	17,438.20	42,572.00	34,585.00	140.2%

City of Waukesha - 2018 Annual Operating Budget

0603	DPW/Waste Water Util Division	2015 Actuals	2016 Actuals	2017 Orig Bud	2017 Actuals	2017 Projected	2018 Executive	PCT Change 2017-2018Orig
7381	Pre-Treatment Sampling	169,038.70	179,320.80	171,622.00	78,337.19	163,000.00	169,275.00	-1.4%
7381	45690 Other Sewer Charges	(59,575.05)	(57,179.84)	(60,000.00)	(55,402.35)	(58,000.00)	(63,000.00)	5.0%
7381	51110 Salaries	147,677.63	152,616.46	154,073.00	59,220.10	92,280.00	85,149.00	-44.7%
7381	51170 Accrued Compensatory time	(125.23)	755.19	0.00	0.00	0.00	0.00	0.0%
7381	51180 Accrued Vacation	(316.98)	1,603.27	0.00	0.00	0.00	0.00	0.0%
7381	51210 Wages Permanent	0.00	0.00	0.00	29,327.77	56,000.00	69,656.00	0.0%
7381	51220 Overtime	2.44	558.40	0.00	0.00	0.00	0.00	0.0%
7381	51510 Social Security	10,782.82	11,247.25	11,787.00	6,460.72	10,780.00	11,843.00	0.5%
7381	51520 Retirement	10,031.92	10,121.34	10,477.00	6,021.30	10,030.00	10,372.00	-1.0%
7381	51540 Health Insurance	41,307.24	41,211.06	39,655.00	22,877.70	38,130.00	39,655.00	0.0%
7381	51550 Life Insurance	698.04	812.10	965.00	488.62	960.00	970.00	0.5%
7381	51560 Dental Insurance	2,280.20	2,367.90	2,280.00	1,315.50	2,200.00	2,280.00	0.0%
7381	52190 Pre-Treatment Sampling	13,296.20	12,198.68	10,000.00	6,999.06	8,500.00	10,000.00	0.0%
7381	52410 Vehicle Maintenance	1,620.92	1,869.63	1,000.00	407.72	900.00	1,000.00	0.0%
7381	53120 Office Supplies	279.56	160.51	100.00	11.52	80.00	100.00	0.0%
7381	53260 Advertising	0.00	31.03	50.00	0.00	40.00	50.00	0.0%
7381	53510 Gasoline; Oil; Grease Etc.	1,078.99	947.82	1,235.00	609.53	1,100.00	1,200.00	-2.8%

City of Waukesha - 2018 Annual Operating Budget

0603	DPW/Waste Water Util Division	2015 Actuals	2016 Actuals	2017 Orig Bud	2017 Actuals	2017 Projected	2018 Executive	PCT Change 2017-2018Orig
7384 Sewer Maintenance		959,729.12	1,025,160.90	1,142,505.00	596,672.65	954,877.00	1,168,814.00	2.3%
	7384 51110 Salaries	66,021.85	61,895.17	63,135.00	36,284.50	63,000.00	64,713.00	2.5%
	7384 51170 Accrued Compensatory time	(2,594.89)	2,458.18	0.00	0.00	0.00	0.00	0.0%
	7384 51180 Accrued Vacation	(6,926.76)	(1,456.01)	0.00	0.00	0.00	0.00	0.0%
	7384 51210 Wages Permanent	345,150.85	379,932.17	394,191.00	190,666.36	322,000.00	404,690.00	2.7%
	7384 51220 Overtime	12,366.26	11,744.27	20,733.00	4,255.12	14,000.00	20,733.00	0.0%
	7384 51510 Social Security	30,961.16	33,420.01	36,572.00	17,071.99	19,700.00	37,495.00	2.5%
	7384 51520 Retirement	28,599.26	29,979.60	32,508.00	15,642.65	18,200.00	32,665.00	0.5%
	7384 51540 Health Insurance	102,575.24	120,873.17	119,260.00	56,901.51	61,500.00	114,589.00	-3.9%
	7384 51550 Life Insurance	1,339.87	1,532.95	1,730.00	737.02	1,400.00	1,462.00	-15.5%
	7384 51560 Dental Insurance	5,670.85	6,481.55	6,879.00	3,431.94	3,900.00	7,455.00	8.4%
	7384 52210 Water And Sewer	5,957.65	6,104.48	8,400.00	4,511.66	6,250.00	6,750.00	-19.6%
	7384 52220 Electric	128,550.28	143,004.11	160,000.00	109,078.81	149,250.00	150,750.00	-5.8%
	7384 52240 Heat	298.80	358.64	330.00	322.78	507.00	512.00	55.2%
	7384 52410 Vehicle Maintenance	30,739.79	46,160.86	30,000.00	29,143.28	60,000.00	60,000.00	100.0%
	7384 52435 Conveyance Maintenance	64,444.75	17,491.85	82,000.00	13,973.98	63,000.00	82,000.00	0.0%
	7384 52490 Pump Station Maintenance	89,215.19	105,393.85	100,000.00	63,849.70	96,000.00	100,000.00	0.0%
	7384 53510 Gasoline; Oil; Grease Etc.	18,554.58	15,414.25	21,767.00	10,760.83	16,170.00	20,000.00	-8.1%
	7384 53940 Manhole Insp; Repairs & Misc	38,804.39	44,371.80	65,000.00	40,040.52	60,000.00	65,000.00	0.0%

City of Waukesha - 2018 Annual Operating Budget

0603	DPW/Waste Water Util Division	2015 Actuals	2016 Actuals	2017 Orig Bud	2017 Actuals	2017 Projected	2018 Executive	PCT Change 2017-2018Orig
7388 Sewer Plant Operations		3,174,664.02	2,935,418.62	5,601,746.00	2,550,829.71	4,758,756.00	5,200,793.00	-7.2%
	7388 49220 Transfers From Special Rev F	0.00	(330,280.00)	0.00	0.00	0.00	0.00	0.0%
	7388 51170 Accrued Compensatory time	4,365.95	(2,745.13)	0.00	0.00	0.00	0.00	0.0%
	7388 51180 Accrued Vacation	2,226.45	(12,856.80)	0.00	0.00	0.00	0.00	0.0%
	7388 51190 Sick Leave Accrual	(4,945.36)	(77,520.35)	0.00	0.00	0.00	0.00	0.0%
	7388 51210 Wages Permanent	891,234.45	870,596.66	959,549.00	492,030.35	844,000.00	974,554.00	1.6%
	7388 51220 Overtime	50,237.50	58,294.84	80,000.00	25,922.70	47,900.00	80,000.00	0.0%
	7388 51250 Wages Temporary	10,226.87	8,919.00	12,022.00	7,573.88	11,660.00	12,022.00	0.0%
	7388 51510 Social Security	68,849.68	68,359.24	79,700.00	38,368.99	64,400.00	80,848.00	1.4%
	7388 51520 Retirement	63,730.55	60,610.15	70,689.00	35,093.33	60,000.00	70,655.00	0.0%
	7388 51540 Health Insurance	244,761.97	230,627.67	249,177.00	127,162.38	213,900.00	248,850.00	-0.1%
	7388 51550 Life Insurance	3,210.11	2,815.74	3,122.00	1,550.82	3,000.00	2,983.00	-4.5%
	7388 51560 Dental Insurance	13,218.78	12,265.63	14,400.00	7,041.45	12,000.00	14,400.00	0.0%
	7388 52190 Lab Testing	14,877.31	14,529.17	20,000.00	8,765.66	15,250.00	20,000.00	0.0%
	7388 52210 Water And Sewer	54,703.36	25,573.75	40,000.00	13,051.99	26,830.00	35,000.00	-12.5%
	7388 52220 Electric	734,515.29	782,559.68	785,000.00	542,194.74	806,830.00	815,000.00	3.8%
	7388 52240 Heat	100,326.05	102,500.46	145,000.00	69,067.47	95,620.00	96,600.00	-33.4%
	7388 52410 Vehicle Maintenance	34,830.32	36,097.38	35,550.00	17,038.89	30,300.00	35,000.00	-1.5%
	7388 52430 PLC System Maintenance	656.39	1,617.26	22,000.00	21,242.56	16,000.00	22,000.00	0.0%
	7388 52450 Grounds Maintenance & Impr	36,050.86	57,090.14	50,000.00	39,523.99	55,000.00	55,000.00	10.0%
	7388 52490 Equipment Maintenance	190,610.94	169,527.14	160,000.00	98,860.19	161,000.00	185,000.00	15.6%
	7388 52510 Equipment Replacement Funds	1,605.75	100.00	641,500.00	31,336.97	0.00	50,000.00	-92.2%
	7388 52990 Environmental Permit Fee	12,325.90	12,579.73	15,000.00	13,402.93	13,403.00	15,000.00	0.0%
	7388 53140 Small Equipment	5,285.99	6,073.45	5,000.00	502.96	4,000.00	5,000.00	0.0%
	7388 53420 Lab Supplies	20,499.08	26,229.33	23,000.00	22,305.48	29,070.00	25,000.00	8.7%
	7388 53422 WWTP Processing Chemicals	235,446.32	249,665.06	300,000.00	147,404.89	263,000.00	300,000.00	0.0%
	7388 53440 Janitorial Supplies	10,523.79	8,047.87	8,000.00	5,753.21	8,200.00	8,000.00	0.0%
	7388 53460 Clothing And Uniforms	8,680.00	7,707.03	10,000.00	5,820.79	8,820.00	10,000.00	0.0%

City of Waukesha - 2018 Annual Operating Budget

0603	DPW/Waste Water Util Division	2015 Actuals	2016 Actuals	2017 Orig Bud	2017 Actuals	2017 Projected	2018 Executive	PCT Change 2017-2018Orig
7388 53510	Gasoline; Oil; Grease Etc.	12,226.05	10,339.72	14,115.00	5,565.66	10,940.00	14,000.00	-0.8%
7388 53620	Consumable Tools	4,109.77	7,815.62	5,000.00	8,760.87	9,800.00	8,000.00	60.0%
7388 53910	Sludge Disposal	114,690.05	83,415.49	160,000.00	22,348.01	118,040.00	160,000.00	0.0%
7388 55110	Property And Boiler Insuranc	63,236.09	60,051.89	59,888.00	61,087.16	61,214.00	67,835.00	13.3%
7388 56210	Debt Interest Expense	90,638.18	16,961.98	40,070.00	68,977.66	100,253.00	82,701.00	106.4%
7388 56211	Interest Expense-Revenue Bnd	(621,623.44)	64,344.49	349,311.00	129,085.42	461,755.00	541,214.00	54.9%
7388 56212	Interest Expense-CWF Loan	672,408.50	214,946.83	1,143,664.00	358,342.56	1,080,508.00	1,039,331.00	-9.1%
7388 56910	Bond Paying Agent Fees	566.29	865.83	989.00	1,056.08	1,063.00	1,800.00	82.0%
7388 56920	Bond Issuance Charges	30,358.23	87,692.67	100,000.00	124,589.67	125,000.00	125,000.00	25.0%

City of Waukesha - 2018 Annual Operating Budget

0603 DPW/Waste Water Util Division	2015 Actuals	2016 Actuals	2017 Orig Bud	2017 Actuals	2017 Projected	2018 Executive	PCT Change 2017-2018Orig
7399 Sewer Construction	2,488,515.01	3,518,973.86	4,823,900.00	3,938,984.87	(3,252.00)	5,577,000.00	15.6%
7399 42401 State Aid	(71,322.30)	(45,676.05)	0.00	(50.00)	0.00	0.00	0.0%
7399 46170 Spec Assessment-San Sewer/La	(3,695.30)	(3,448.60)	(3,500.00)	(3,251.35)	(3,252.00)	(3,500.00)	0.0%
7399 48120 Interest On Special Assessme	(6,249.39)	(3,931.91)	0.00	0.00	0.00	0.00	0.0%
7399 48330 Sale of City Property	0.00	0.00	(2,600.00)	0.00	0.00	(4,500.00)	73.1%
7399 49110 Proceeds of Long Term Debt	0.00	0.00	(5,185,000.00)	0.00	0.00	(17,600,000.00)	239.4%
7399 55410 Provision For Depreciation	2,504,562.25	3,515,508.04	4,800,000.00	0.00	0.00	5,500,000.00	14.6%
7399 68110 Automotive Equipment	1,879.15	0.00	30,000.00	28,702.50	0.00	85,000.00	183.3%
7399 68190 Other Capital	0.00	69.21	0.00	46,694.65	0.00	0.00	0.0%
7399 68290 Other Capital Improvements	63,340.60	56,453.17	5,185,000.00	3,866,889.07	0.00	17,600,000.00	239.4%
Grand Total	(3,135,647.67)	(3,695,578.23)	483,109.00	683,928.36	(6,215,825.00)	(385,382.00)	-179.8%

Prairie Home Cemetery

City of Waukesha - 2018 Annual Operating Budget

0604 Cemetery	2015 Actuals	2016 Actuals	2017 Orig Bud	2017 Actuals	2017 Projected	2018 Executive	PCT Change 2017-2018Orig
7800 Cemetery	2,153.07	(1,839.42)	15,718.00	64,102.27	18,099.00	4,137.00	-73.7%
7800 41110 Taxes-Property	(88,661.00)	(88,661.00)	0.00	0.00	0.00	0.00	0.0%
7800 42580 County Grant-CDBG	0.00	(4,000.00)	(7,225.00)	0.00	(7,225.00)	0.00	-100.0%
7800 45940 Cemetery Fees	(556.80)	(1,243.52)	(2,000.00)	0.00	(2,000.00)	(1,000.00)	-50.0%
7800 45941 Cemetery Fees-Interment	(132,687.14)	(145,808.16)	(138,000.00)	(64,873.00)	(128,000.00)	(135,000.00)	-2.2%
7800 45942 Cemetery Fees-Foundations	(22,559.00)	(27,479.85)	(30,000.00)	(17,740.00)	(25,000.00)	(30,000.00)	0.0%
7800 45943 Flower & Wreath Sales Taxabl	(9,538.18)	(9,704.14)	(10,000.00)	0.00	(9,700.00)	(12,000.00)	20.0%
7800 45944 Planter and Benche Sales	(5,355.90)	(1,890.00)	(5,000.00)	0.00	(500.00)	(6,000.00)	20.0%
7800 45945 Taxable Merchandise Sales	(2,686.50)	(1,259.43)	(1,350.00)	(568.34)	(1,050.00)	(1,350.00)	0.0%
7800 45946 Inscriptions	(36,069.55)	(39,814.10)	(40,000.00)	(12,040.75)	(25,000.00)	(40,000.00)	0.0%
7800 45947 Trees & Shrubs	(1,819.27)	166.22	(2,000.00)	0.00	0.00	(3,000.00)	50.0%
7800 45948 Pet Cemetery Revenues	0.00	0.00	0.00	0.00	(2,000.00)	(15,000.00)	0.0%
7800 45970 Decoration Accessories	(7,177.81)	(8,124.39)	(9,000.00)	(1,394.23)	(1,500.00)	(6,000.00)	-33.3%
7800 48110 Interest On Investments	1,291.81	1,128.37	0.00	13.24	1,358.00	1,534.00	0.0%
7800 48330 Sale of City Property	0.00	0.00	0.00	0.00	0.00	(500.00)	0.0%
7800 48350 Sale of Cemetery Lots	(56,061.97)	(67,291.51)	(75,000.00)	(18,061.60)	(60,000.00)	(65,000.00)	-13.3%
7800 48352 Crypt Sales	(19,598.18)	(45,980.05)	(37,000.00)	(13,067.03)	(31,000.00)	(35,000.00)	-5.4%
7800 48354 Niche Sales	(46,179.11)	(63,540.93)	(40,000.00)	(20,836.62)	(38,000.00)	(40,000.00)	0.0%
7800 48357 Cremation Garden Sales	(1,244.61)	(1,323.00)	(3,000.00)	(2,348.85)	(2,800.00)	(4,000.00)	33.3%
7800 48410 Private Donations and Gifts	(1,276.41)	(6,700.00)	(1,000.00)	(250.00)	(250.00)	0.00	-100.0%
7800 48412 Donations - Pet Cemetery	(503.30)	(338.80)	0.00	0.00	(500.00)	(700.00)	0.0%
7800 48440 Ins Recoveries Prop Damage	0.00	(11,579.87)	0.00	0.00	0.00	0.00	0.0%
7800 48470 Sales Tax Discount	(50.00)	(40.00)	0.00	(10.00)	(10.00)	0.00	0.0%
7800 48490 Miscellaneous Revenues	1,892.60	(7,304.91)	0.00	(3,010.00)	(3,500.00)	0.00	0.0%
7800 48901 Interest on Sales	0.00	(379.26)	0.00	(272.87)	(650.00)	(1,000.00)	0.0%
7800 49210 Transfers From General Fund	0.00	0.00	(88,661.00)	(88,661.00)	(88,661.00)	(88,661.00)	0.0%
7800 49230 Transfers From Debt Service	(66,024.00)	(66,218.00)	(68,000.00)	(68,000.00)	(68,000.00)	(68,000.00)	0.0%

City of Waukesha - 2018 Annual Operating Budget

0604 Cemetery	2015 Actuals	2016 Actuals	2017 Orig Bud	2017 Actuals	2017 Projected	2018 Executive	PCT Change 2017-2018Orig
7800 49280 Transfers From Reserve	(15,546.72)	0.00	(10,000.00)	0.00	0.00	0.00	-100.0%
7800 49281 Transfers from Perpetual Care	(18,013.32)	(77,592.36)	(50,000.00)	0.00	(77,592.00)	(78,000.00)	56.0%
7800 49282 Transfers from Endowment	(37,266.49)	(36,530.77)	(20,000.00)	0.00	(39,500.00)	(36,500.00)	82.5%
7800 49283 Transfers from Trust K	5,171.61	(2,867.17)	(10,000.00)	(798.33)	(9,000.00)	(10,000.00)	0.0%
7800 49284 Pre Need Funds Applied	(15,603.02)	(13,539.00)	(19,000.00)	0.00	(29,000.00)	(19,000.00)	0.0%
7800 49920 Development Funds Applied	(80,500.00)	0.00	0.00	0.00	0.00	0.00	0.0%
7800 51110 Salaries	96,599.07	75,837.59	89,763.00	51,588.00	89,763.00	92,007.00	2.5%
7800 51170 Accrued Compensatory time	(30.60)	2,323.06	0.00	0.00	0.00	0.00	0.0%
7800 51180 Accrued Vacation	536.15	207.91	0.00	0.00	0.00	0.00	0.0%
7800 51190 Sick Leave Accrual	(6,733.53)	8,782.74	0.00	0.00	0.00	0.00	0.0%
7800 51210 Wages Permanent	158,565.42	193,398.29	219,438.00	126,320.54	224,000.00	232,000.00	5.7%
7800 51220 Overtime	14,094.93	14,871.10	18,158.00	8,408.19	17,300.00	15,680.00	-13.6%
7800 51250 Wages Temporary	28,813.09	29,753.94	34,487.00	18,385.68	30,200.00	33,811.00	-2.0%
7800 51510 Social Security	19,388.84	20,644.65	24,306.00	13,286.87	22,500.00	24,920.00	2.5%
7800 51520 Retirement	17,109.17	17,726.08	20,903.00	11,714.08	20,000.00	21,077.00	0.8%
7800 51525 Retirement-GASB 68	1,416.00	22,106.00	0.00	0.00	0.00	0.00	0.0%
7800 51540 Health Insurance	35,510.94	29,099.24	37,683.00	21,740.40	37,500.00	37,683.00	0.0%
7800 51550 Life Insurance	779.29	898.87	1,250.00	574.99	1,175.00	1,257.00	0.6%
7800 51560 Dental Insurance	2,025.36	1,468.85	2,256.00	1,301.70	2,100.00	2,256.00	0.0%
7800 51580 Unemployment Compensation	0.00	0.00	0.00	253.36	253.00	0.00	0.0%
7800 52130 Accounting And Auditing	17,834.00	5,002.00	5,000.00	5,000.00	5,000.00	5,000.00	0.0%
7800 52190 Other Professional Services	480.16	450.84	500.00	487.16	677.00	700.00	40.0%
7800 52195 Credit Card Collection Fee	3,771.30	3,778.67	3,500.00	2,144.64	2,750.00	3,000.00	-14.3%
7800 52210 Water And Sewer	3,411.24	3,703.77	4,500.00	1,408.44	4,200.00	4,500.00	0.0%
7800 52220 Electric	5,968.20	6,959.99	7,300.00	4,286.29	7,100.00	7,300.00	0.0%
7800 52240 Heat	2,336.04	2,302.68	5,500.00	1,723.15	4,200.00	5,000.00	-9.1%
7800 52250 Telephone	2,433.81	2,634.64	3,000.00	2,048.15	2,790.00	3,000.00	0.0%
7800 52410 Vehicle Maintenance	1,678.02	1,114.25	2,500.00	4,796.87	4,797.00	3,000.00	20.0%

City of Waukesha - 2018 Annual Operating Budget

0604 Cemetery	2015 Actuals	2016 Actuals	2017 Orig Bud	2017 Actuals	2017 Projected	2018 Executive	PCT Change 2017-2018Orig
7800 52420 Machinery And Equip Maint	3,532.71	4,164.05	5,000.00	3,996.16	4,500.00	5,000.00	0.0%
7800 52440 Software Maintenance	2,900.00	4,200.00	3,700.00	1,400.00	3,000.00	3,000.00	-18.9%
7800 52450 Grounds Maintenance & Impr	20,619.06	31,894.03	42,225.00	30,051.86	34,900.00	38,000.00	-10.0%
7800 52455 Flower & Wreath Expenses	19,988.22	20,362.76	20,000.00	16,525.30	23,100.00	25,000.00	25.0%
7800 52470 Building Maintenance	4,598.49	4,794.26	4,500.00	2,923.28	2,923.00	4,300.00	-4.4%
7800 52476 Planters & Benches	2,181.61	3,365.87	3,500.00	0.00	3,000.00	2,500.00	-28.6%
7800 52477 Inscriptions	20,860.75	17,911.89	20,000.00	10,024.34	17,500.00	18,000.00	-10.0%
7800 53110 Postage and Box Rent	1,093.37	332.95	1,000.00	343.00	700.00	1,000.00	0.0%
7800 53120 Office Supplies	1,479.44	817.67	1,000.00	808.97	950.00	1,000.00	0.0%
7800 53130 Printing/Photocopying	2,033.61	1,621.79	3,200.00	152.49	2,500.00	2,500.00	-21.9%
7800 53135 Internal Printing	3,569.84	3,012.72	3,250.00	2,029.00	3,100.00	3,250.00	0.0%
7800 53220 Subscriptions-Office	120.00	219.00	150.00	0.00	150.00	150.00	0.0%
7800 53240 Membership Dues	490.00	0.00	450.00	792.00	792.00	800.00	77.8%
7800 53250 Conference And Training	1,376.45	0.00	700.00	0.00	400.00	600.00	-14.3%
7800 53260 Advertising	2,031.81	3,844.65	5,000.00	1,439.11	5,000.00	5,000.00	0.0%
7800 53350 Travel And Meals	(1.33)	0.00	150.00	0.00	0.00	150.00	0.0%
7800 53440 Janitorial Supplies	147.69	109.61	250.00	232.41	232.00	250.00	0.0%
7800 53455 Hospitality expenses	(47.03)	314.24	400.00	200.69	300.00	400.00	0.0%
7800 53460 Clothing And Uniforms	2,037.68	3,110.38	3,000.00	1,288.76	2,275.00	3,000.00	0.0%
7800 53490 Other Operating Supplies	3,249.55	2,408.87	2,500.00	2,542.14	2,700.00	2,900.00	16.0%
7800 53510 Gasoline; Oil; Grease Etc.	5,412.23	4,235.76	8,000.00	3,586.61	6,800.00	7,500.00	-6.3%
7800 53620 Consumable Tools	0.00	0.00	300.00	0.00	0.00	200.00	-33.3%
7800 53750 Vaults	1,419.34	3,073.16	3,000.00	1,565.32	2,800.00	3,000.00	0.0%
7800 53760 Foundations	500.00	720.00	3,000.00	900.00	1,800.00	2,000.00	-33.3%
7800 53770 Decoration Accessories	6,472.10	8,558.88	7,500.00	4,615.19	4,615.00	6,000.00	-20.0%
7800 53795 Pet Cemetery Expense	0.00	0.00	0.00	0.00	1,000.00	3,000.00	0.0%
7800 54700 Mausoleum Cost of Goods Sold	32,160.92	59,031.79	20,000.00	0.00	20,000.00	20,000.00	0.0%
7800 55110 Property And Boiler Insuranc	2,288.26	1,960.12	1,954.00	1,986.15	1,986.00	1,973.00	1.0%

City of Waukesha - 2018 Annual Operating Budget

0604 Cemetery	2015 Actuals	2016 Actuals	2017 Orig Bud	2017 Actuals	2017 Projected	2018 Executive	PCT Change 2017-2018Orig
7800 55120 Auto And Fleet Insurance	616.63	440.02	399.00	406.70	407.00	452.00	13.3%
7800 55130 Public Officials Liability	0.00	0.00	300.00	0.00	300.00	300.00	0.0%
7800 55160 Workman's Comp Insurance	7,954.14	8,749.81	8,614.00	8,364.50	9,294.00	10,278.00	19.3%
7800 55190 General Liability Insurance	3,015.14	2,880.03	3,049.00	2,106.00	2,106.00	2,723.00	-10.7%
7800 55330 Equipment Rental/Rental	0.00	0.00	1,000.00	0.00	0.00	1,000.00	0.0%
7800 55410 Provision For Depreciation	20,641.02	18,524.19	18,000.00	0.00	18,000.00	17,575.00	-2.4%
7800 56210 Interest on Debt	8,370.31	6,357.20	5,946.00	2,267.20	5,718.00	4,839.00	-18.6%
7800 56910 Bond Paying Agent Fees	121.92	6.44	125.00	5.96	125.00	125.00	0.0%
7800 56990 Issue Costs	3,255.50	498.80	0.00	0.00	500.00	500.00	0.0%
7800 68190 Cemetery & Grounds Equipment	0.00	0.00	0.00	0.00	0.00	7,682.00	0.0%
7800 68220 Buildings	37,280.50	10,045.00	0.00	0.00	0.00	0.00	0.0%
7800 68290 Other Capital Improvements	16,660.00	44,589.54	0.00	0.00	7,225.00	0.00	0.0%
7800 89280 Transfer to Sick Leave Trust	13,610.48	10,679.50	0.00	0.00	0.00	0.00	0.0%
7800 89390 Loss On Early Retirement of	748.02	176.07	748.00	0.00	176.00	176.00	-76.5%
Grand Total	2,153.07	(1,839.42)	15,718.00	64,102.27	18,099.00	4,137.00	-73.7%

Waukesha Transit System

City of Waukesha - 2018 Annual Operating Budget

0607 DPW/Transit Utility Division	2015 Actuals	2016 Actuals	2017 Orig Bud	2017 Actuals	2017 Projected	2018 Executive	PCT Change 2017-2018Orig
0350 City Metro Transit	0.00	0.00	1,120,000.00	0.00	1,176,780.00	1,120,000.00	0.0%
0350 42340 Fed Aid-Transportation	0.00	0.00	(633,600.00)	0.00	(630,847.00)	(625,600.00)	-1.3%
0350 42440 State Aid-Tansit TDM	0.00	0.00	(2,652,904.00)	0.00	(2,567,957.00)	(2,623,099.00)	-1.1%
0350 42820 Transit Aid-Other	0.00	0.00	(157,767.00)	0.00	(160,256.00)	(170,277.00)	7.9%
0350 45440 Mass Transit Fees	0.00	0.00	(834,131.00)	0.00	(788,354.00)	(814,392.00)	-2.4%
0350 49210 Transfers From General Fund	0.00	0.00	(1,206,508.00)	0.00	(1,176,354.00)	(1,206,594.00)	0.0%
0350 51210 Salaries & Wages	0.00	0.00	2,461,647.00	0.00	2,432,744.00	2,440,582.00	-0.9%
0350 51590 Fringe Benefit	0.00	0.00	1,630,105.00	0.00	1,553,142.00	1,663,361.00	2.0%
0350 52290 Utilities	0.00	0.00	100,387.00	0.00	91,106.00	98,937.00	-1.4%
0350 52990 Services	0.00	0.00	347,542.00	0.00	344,602.00	352,486.00	1.4%
0350 53250 Miscellaneous	0.00	0.00	42,500.00	0.00	42,760.00	42,500.00	0.0%
0350 53490 Materials & Supplies	0.00	0.00	561,076.00	0.00	554,290.00	557,736.00	-0.6%
0350 55190 General Liability Insurance	0.00	0.00	204,653.00	0.00	202,316.00	157,360.00	-23.1%
0350 55410 Provision For Depreciation	0.00	0.00	1,120,000.00	0.00	1,176,780.00	1,120,000.00	0.0%
0350 68190 Other Capital	0.00	0.00	137,000.00	0.00	102,808.00	127,000.00	-7.3%

City of Waukesha - 2018 Annual Operating Budget

0607 DPW/Transit Utility Division	2015 Actuals	2016 Actuals	2017 Orig Bud	2017 Actuals	2017 Projected	2018 Executive	PCT Change 2017-2018Orig
0355 County Transit	0.00	0.00	0.00	0.00	0.00	0.00	0.0%
0355 42340 Fed Aid-Transportation	0.00	0.00	(500,000.00)	0.00	(500,000.00)	(500,000.00)	0.0%
0355 42440 State Aid-Tansit TDM	0.00	0.00	(1,817,710.00)	0.00	(1,817,352.00)	(1,736,014.00)	-4.5%
0355 42820 Transit Aid/Twn of Brookfield	0.00	0.00	(806,609.00)	0.00	(804,612.00)	(786,285.00)	-2.5%
0355 45440 Mass Transit Fees	0.00	0.00	(794,116.00)	0.00	(793,688.00)	(753,265.00)	-5.1%
0355 52990 services	0.00	0.00	3,918,435.00	0.00	3,915,652.00	3,775,564.00	-3.6%
Grand Total	0.00	0.00	1,120,000.00	0.00	1,176,780.00	1,120,000.00	0.0%



INTERNAL SERVICE FUNDS

The purpose of an Internal Service Fund is to function as a means of accumulating costs related to a given activity on an accrual basis so that the costs can subsequently be allocated to the benefiting funds in the form of fees and charges.

Internal Service Funds include the following:

- Printing
- Employee Dental & Life Insurance
- Employee Health Insurance
- Other City Insurances, such as:
 - Property & Liability Insurance
 - Workers Compensation Insurance

Printing

City of Waukesha - 2018 Annual Operating Budget

0720 Printing	2015 Actuals	2016 Actuals	2017 Orig Bud	2017 YTD Actuals	2017 Projected	2018 Executive	PCT Change 2017-2018Orig
1590 Printshop	(9,275.70)	(31,138.97)	47,200.00	35,984.41	46,664.00	72,000.00	52.5%
1590 47480 Printing Charges	(129,826.47)	(131,455.61)	(120,000.00)	(76,571.00)	(120,000.00)	(51,649.00)	-57.0%
1590 48110 Interest On Investments	0.00	(898.92)	0.00	(265.80)	(1,438.00)	(1,336.00)	0.0%
1590 48330 Sale of City Property	(190.00)	(2,229.77)	(800.00)	(1,603.00)	(330.00)	(800.00)	0.0%
1590 52430 Computer Hardware Maint	371.17	0.00	0.00	0.00	0.00	0.00	0.0%
1590 52490 Copier Maintenance	59,590.77	60,498.46	60,000.00	47,143.70	60,000.00	15,000.00	-75.0%
1590 53120 Office Supplies	368.00	0.00	0.00	0.00	0.00	0.00	0.0%
1590 53130 Printing/Photocopying	0.00	5.66	0.00	0.00	0.00	0.00	0.0%
1590 55410 Provision For Depreciation	43,044.20	41,426.31	45,000.00	0.00	45,000.00	38,785.00	-13.8%
1590 68130 Office Furniture & Equipment	17,366.63	1,514.90	63,000.00	67,280.51	63,432.00	72,000.00	14.3%
Grand Total	(9,275.70)	(31,138.97)	47,200.00	35,984.41	46,664.00	72,000.00	52.5%

Dental & Life Insurance

City of Waukesha - 2018 Annual Operating Budget

0760	Dental/Life/Vision Ins. Fund	2015 Actuals	2016 Actuals	2017 Orig Bud	2017 Actuals	2017 Projected	2018 Executive	PCT Change 2017-2018Orig
1920	Employee Dental Insurance	(16,866.42)	(41,838.60)	0.00	24,433.64	3,995.00	0.00	0.0%
1920	47511 Dental Ins-Retiree City Share	(31.62)	0.00	0.00	0.00	0.00	0.00	0.0%
1920	47520 Dental Ins-Employer Share	(431,895.15)	(436,248.19)	(438,036.00)	(241,873.60)	(412,874.00)	(440,000.00)	0.4%
1920	47525 Dental Ins-Employee's Share	(99,132.26)	(95,678.35)	(91,000.00)	(58,229.73)	(99,709.00)	(95,000.00)	4.4%
1920	48110 Interest On Investments	(15.90)	(664.12)	(10.00)	(149.71)	(909.00)	(876.00)	8660.0%
1920	48521 Retiree Share-Dental Ins	(9,433.74)	(9,691.95)	(9,000.00)	(9,214.26)	(14,014.00)	(10,000.00)	11.1%
1920	51560 Dental Insurance	506,738.55	483,518.01	521,246.00	322,196.44	514,196.00	528,876.00	1.5%
1920	52180 Management Services	16,903.70	16,926.00	16,800.00	11,704.50	17,305.00	17,000.00	1.2%

City of Waukesha - 2018 Annual Operating Budget

0760	Dental/Life/Vision Ins. Fund	2015 Actuals	2016 Actuals	2017 Orig Bud	2017 Actuals	2017 Projected	2018 Executive	PCT Change 2017-2018Orig
1930	Employee Life Insurance	34,646.04	31,946.74	0.00	42,610.16	37,961.00	0.00	0.0%
1930	47530 Life Ins-Employer Share	(88,142.49)	(90,819.98)	(125,000.00)	(52,157.44)	(89,412.00)	(125,000.00)	0.0%
1930	48531 Retiree Share-Life Ins	(954.00)	(822.28)	(1,000.00)	(106.00)	(500.00)	(1,000.00)	0.0%
1930	51550 Life Insurance	123,742.53	123,589.00	126,000.00	94,873.60	127,873.00	126,000.00	0.0%

City of Waukesha - 2018 Annual Operating Budget

0760 Dental/Life/Vision Ins. Fund	2015 Actuals	2016 Actuals	2017 Orig Bud	2017 Actuals	2017 Projected	2018 Executive	PCT Change 2017-2018Orig
1940 Employee Vision Ins	0.00	0.00	0.00	(34.16)	(35.00)	0.00	0.0%
1940 48541 Retiree Share-Vision Ins.	0.00	0.00	0.00	(34.16)	(35.00)	0.00	0.0%

Health Insurance

City of Waukesha - 2018 Annual Operating Budget

0761	Health Insurance Fund	2015 Actuals	2016 Actuals	2017 Orig Bud	2017 Actuals	2017 Projected	2018 Executive	PCT Change 2017-2018Orig
1910 Employee Health Insurance		(983,244.15)	(903,517.98)	(376,917.00)	(189,303.20)	(410,027.00)	(439,700.00)	16.7%
1910	47510 Health Ins-Employer Share	(7,791,078.39)	(7,614,008.42)	(7,519,930.00)	(4,212,659.60)	(7,262,660.00)	(7,500,000.00)	-0.3%
1910	47511 Health Ins-Retiree City Share	(555,667.11)	(571,430.64)	(600,564.00)	(396,947.68)	(600,000.00)	(619,778.00)	3.2%
1910	47515 Employee Contrib/AFLAC	(1,021,217.75)	(919,783.88)	(950,000.00)	(506,301.79)	(863,301.00)	(950,000.00)	0.0%
1910	48110 Interest On Investments	0.00	(58,576.35)	0.00	(17,190.00)	(92,212.00)	(85,531.00)	0.0%
1910	48460 Insurance Premium Refunds	(310,908.56)	(694,032.09)	(325,000.00)	(48,795.20)	(300,000.00)	(200,000.00)	-38.5%
1910	48490 Miscellaneous Revenues	(3,373.05)	0.00	0.00	0.00	0.00	0.00	0.0%
1910	48511 Retiree Share-Health Ins	(1,096,133.96)	(1,145,185.52)	(1,140,000.00)	(805,593.55)	(1,200,000.00)	(1,140,000.00)	0.0%
1910	49280 Transfers From Trust/Agency	(243,021.25)	(217,950.04)	(222,119.00)	(197,650.13)	(291,854.00)	(294,201.00)	32.5%
1910	49990 Appropriated Fund Balance Ap	0.00	0.00	(228,304.00)	0.00	0.00	0.00	-100.0%
1910	51540 Health Insurance	7,138,323.49	7,005,446.69	7,600,000.00	3,927,492.99	7,000,000.00	7,425,810.00	-2.3%
1910	51541 Retirees/Housing Active Plan	1,106,320.19	1,559,272.37	1,140,000.00	895,531.41	1,350,000.00	1,140,000.00	0.0%
1910	51542 HRA Employee Deductible Reimb	0.00	6,506.67	0.00	3,522.74	6,000.00	0.00	0.0%
1910	52190 Other Professional Services	1,248,759.93	1,208,913.83	1,300,000.00	755,628.83	1,300,000.00	1,200,000.00	-7.7%
1910	55240 Retiree Ins - City Admin	6,270.11	4,955.00	4,000.00	2,857.00	4,000.00	4,000.00	0.0%
1910	55241 Retirees Over 65 Plan	476,435.70	421,154.30	480,000.00	357,713.28	468,000.00	480,000.00	0.0%
1910	55242 Retiree Sick Leave Conv >65	62,046.50	111,200.10	85,000.00	53,088.50	72,000.00	100,000.00	17.6%

City of Waukesha - 2018 Annual Operating Budget

0761	Health Insurance Fund	2015 Actuals	2016 Actuals	2017 Orig Bud	2017 Actuals	2017 Projected	2018 Executive	PCT Change 2017-2018Orig
1911	Health Clinic	240,982.09	316,057.77	376,917.00	167,628.77	312,800.00	439,700.00	16.7%
1911	48461 Health Clinic Revenue	(1,675.28)	(2,825.00)	(2,000.00)	(2,072.00)	(3,000.00)	(3,000.00)	50.0%
1911	52183 Management Fees	58,973.88	70,742.12	78,700.00	24,236.87	50,700.00	78,700.00	0.0%
1911	53122 Supplies and Equipment	11,297.58	33,289.08	21,100.00	20,441.84	35,000.00	30,000.00	42.2%
1911	53123 Personal Expenses	133,609.78	164,008.19	222,100.00	109,206.22	194,000.00	250,000.00	12.6%
1911	53124 Facility Operational Expenses	5,989.00	6,385.15	8,900.00	3,434.61	6,000.00	9,000.00	1.1%
1911	53125 Additional Operational Expense	22,528.47	34,288.18	37,200.00	7,565.13	22,500.00	35,000.00	-5.9%
1911	53126 Wellness Related Expenses	541.31	452.70	0.00	579.46	600.00	0.00	0.0%
1911	53127 Startup/ Implementation Fees	9,717.35	9,717.35	10,917.00	4,236.64	7,000.00	40,000.00	266.4%
Grand Total		(742,262.06)	(587,460.21)	0.00	(21,674.43)	(97,227.00)	0.00	0.0%

Other Insurances

City of Waukesha - 2018 Annual Operating Budget

0770	Property & Liability Insurance	2015 Actuals	2016 Actuals	2017 Orig Bud	2017 Actuals	2017 Projected	2018 Executive	PCT Change 2017-2018Orig
1520	Property and Liability Ins	7,213.09	5,007.76	0.00	11,107.33	0.00	0.00	0.0%
1520	47610 Property & Liability Ins	(567,387.64)	(539,295.70)	(559,969.00)	(472,321.67)	(483,704.00)	(561,800.00)	0.3%
1520	48460 Insurance Premium Refunds	(7,504.27)	(6,875.54)	(10,000.00)	(860.00)	(860.00)	(5,000.00)	-50.0%
1520	55110 Property And Boiler Insuranc	172,183.00	168,491.00	149,329.00	168,621.00	151,668.00	153,115.00	2.5%
1520	55120 Auto And Fleet Insurance	74,996.00	64,654.00	84,270.00	72,998.00	90,226.00	93,551.00	11.0%
1520	55130 Public Officials Liability	1,013.00	1,013.00	1,013.00	1,013.00	1,013.00	1,103.00	8.9%
1520	55190 General Liability Insurance	326,648.00	312,021.00	330,357.00	236,657.00	236,657.00	314,031.00	-4.9%
1520	57420 Uninsured Property Damage	7,265.00	5,000.00	5,000.00	5,000.00	5,000.00	5,000.00	0.0%

City of Waukesha - 2018 Annual Operating Budget

0770 Property & Liability Insurance	2015 Actuals	2016 Actuals	2017 Orig Bud	2017 Actuals	2017 Projected	2018 Executive	PCT Change 2017-2018Orig
1521 Workers Compensation	0.00	6,383.00	0.00	(50,859.50)	(44,962.00)	0.00	0.0%
1521 47590 Workmans Compensation	(1,053,436.00)	(1,090,499.00)	(1,137,059.00)	(1,086,874.20)	(1,086,574.00)	(987,220.00)	-13.2%
1521 48460 Insurance Premium Refunds	(45,292.00)	0.00	(90,026.00)	(58,081.00)	(58,081.00)	(77,855.00)	-13.5%
1521 55160 Workman's Comp Insurance	1,079,678.00	1,077,832.00	1,208,035.00	1,080,642.70	1,080,643.00	1,046,025.00	-13.4%
1521 57440 Permanent Disability Payment	19,050.00	19,050.00	19,050.00	13,453.00	19,050.00	19,050.00	0.0%

City of Waukesha - 2018 Annual Operating Budget

0770 Property & Liability Insurance	2015 Actuals	2016 Actuals	2017 Orig Bud	2017 Actuals	2017 Projected	2018 Executive	PCT Change 2017-2018Orig
1522 Safety Shoes and Glasses	(694.00)	(440.00)	0.00	1,775.58	(500.00)	0.00	0.0%
1522 47690 Other Employee Benefits	(4,749.22)	(4,122.74)	(16,500.00)	0.00	(4,900.00)	(16,500.00)	0.0%
1522 48110 Interest On Investments	0.00	100.32	0.00	383.57	400.00	19.00	0.0%
1522 53460 Safety Shoes & Glasses	4,055.22	3,582.42	16,500.00	1,392.01	4,000.00	16,481.00	-0.1%

City of Waukesha - 2018 Annual Operating Budget

0770 Property & Liability Insurance	2015 Actuals	2016 Actuals	2017 Orig Bud	2017 Actuals	2017 Projected	2018 Executive	PCT Change 2017-2018Orig
1523 Drivers Awareness	694.00	440.00	0.00	480.00	500.00	0.00	0.0%
1523 53270 Licenses	694.00	440.00	0.00	480.00	500.00	0.00	0.0%



TRUST FUNDS

A Trust Fund is categorized as a Fiduciary Fund, which, by definition, cannot be used to support the government's own programs, but is shown on the basic Fund Financial Statements to ensure fiscal accountability.

The City of Waukesha has the following Trust and Endowment funds:

- Emergency Medical Assistance Trust
- Federal Confiscated Property Trust
- State Confiscated Property Trust
- Sick Leave Conversion
- H.B. Mills Trust
- Cemetery Trusts
- Library Endowments

Emergency Medical Assistance Trust

City of Waukesha - 2018 Annual Operating Budget

0814	Emergency Medical Assist Fund	2015 Actuals	2016 Actuals	2017 Orig Bud	2017 Actuals	2017 Projected	2018 Executive	PCT Change 2017-2018Orig
2284	Emergency Medical Assist T	5,783.20	(3,482.28)	0.00	(2,053.88)	(452.00)	0.00	0.0%
2284	48110 Interest On Investments	0.00	(308.38)	0.00	(89.88)	(488.00)	(454.00)	0.0%
2284	48410 Private Donations-Lighted Do	(355.00)	(4,435.00)	0.00	(2,000.00)	0.00	0.00	0.0%
2284	68190 Other Capital	6,138.20	1,261.10	0.00	36.00	36.00	454.00	0.0%

City of Waukesha - 2018 Annual Operating Budget

0814	Emergency Medical Assist Fund	2015 Actuals	2016 Actuals	2017 Orig Bud	2017 Actuals	2017 Projected	2018 Executive	PCT Change 2017-2018Orig
2285	Fire Donations	(38,706.89)	0.00	0.00	0.00	0.00	0.00	0.0%
2285	48410 Private Donations-Art	(56,206.89)	0.00	0.00	0.00	0.00	0.00	0.0%
2285	68190 Other Capital	17,500.00	0.00	0.00	0.00	0.00	0.00	0.0%
Grand Total		(32,923.69)	(3,482.28)	0.00	(2,053.88)	(452.00)	0.00	0.0%

Federal Confiscated Property Trust

City of Waukesha - 2018 Annual Operating Budget

0817	Federal Confiscated Property	2015 Actuals	2016 Actuals	2017 Orig Bud	2017 Actuals	2017 Projected	2018 Executive	PCT Change 2017-2018Orig
2148	Federal Confiscated Proper	6,796.80	18,060.47	0.00	(842.34)	(11,476.00)	0.00	0.0%
2148	44190 Other Fines And Forfeitures	(3,572.56)	(3,668.23)	(20,000.00)	(835.72)	(20,000.00)	(19,671.00)	-1.6%
2148	48110 Interest On Investments	(92.33)	(90.45)	0.00	(69.18)	(358.00)	(329.00)	0.0%
2148	53490 Other Operating Supplies	5,254.11	21,686.00	20,000.00	0.00	8,000.00	20,000.00	0.0%
2148	68110 Automotive Equipment	5,125.81	0.00	0.00	0.00	0.00	0.00	0.0%
2148	68160 Computer Hardware & Software	81.77	133.15	0.00	62.56	63.00	0.00	0.0%
2148	89220 Transfer To Special Rev Fund	0.00	0.00	0.00	0.00	819.00	0.00	0.0%

City of Waukesha - 2018 Annual Operating Budget

0817 Federal Confiscated Property	2015 Actuals	2016 Actuals	2017 Orig Bud	2017 Actuals	2017 Projected	2018 Executive	PCT Change 2017-2018Orig
2149 Police Inv Metro Drug	0.00	(38,715.00)	0.00	16,385.28	16,385.00	0.00	0.0%
2149 44190 Other Fines And Forfeitures	0.00	(38,659.88)	0.00	0.00	0.00	0.00	0.0%
2149 48110 Interest On Investments	0.00	(55.12)	0.00	0.00	0.00	0.00	0.0%
2149 53490 Other Operating Supplies	0.00	0.00	0.00	16,385.28	16,385.00	0.00	0.0%
Grand Total	6,796.80	(20,654.53)	0.00	15,542.94	4,909.00	0.00	0.0%

State Confiscated Property Trust

City of Waukesha - 2018 Annual Operating Budget

0818	State Confiscated Property	2015 Actuals	2016 Actuals	2017 Orig Bud	2017 Actuals	2017 Projected	2018 Executive	PCT Change 2017-2018Orig
2146	State Confiscated Property	(6,711.39)	(18,064.33)	0.00	(2,449.73)	(5,437.00)	0.00	0.0%
2146	44190 Other Fines And Forfeitures	(20,702.62)	(24,732.02)	(20,000.00)	(5,053.00)	(5,053.00)	(19,644.00)	-1.8%
2146	48110 Interest On Investments	(56.35)	(234.77)	0.00	(71.61)	(384.00)	(356.00)	0.0%
2146	53940 Confiscated Vehicle Fees	14,047.58	6,902.46	20,000.00	2,674.88	0.00	20,000.00	0.0%
Grand Total		(6,711.39)	(18,064.33)	0.00	(2,449.73)	(5,437.00)	0.00	0.0%

Sick Leave Conversion

City of Waukesha - 2018 Annual Operating Budget

0819 Sick Leave Conversion	2015 Actuals	2016 Actuals	2017 Orig Bud	2017 Actuals	2017 Projected	2018 Executive	PCT Change 2017-2018Orig
1439 Sick Leave Conversion	0.00	0.00	0.00	76,689.53	0.00	0.00	0.0%
1439 49210 Transfers From General Fund	(200,070.04)	(181,617.99)	(195,963.00)	(98,472.20)	(237,161.00)	(248,196.00)	26.7%
1439 49260 Transfers From Enterprise Fu	(42,951.21)	(36,332.05)	(26,156.00)	(22,488.40)	(54,693.00)	(46,705.00)	78.6%
1439 89270 Transfer To Internal Service	243,021.25	217,950.04	222,119.00	197,650.13	291,854.00	294,901.00	32.8%
Grand Total	0.00	0.00	0.00	76,689.53	0.00	0.00	0.0%

H.B. Mills Trust

City of Waukesha - 2018 Annual Operating Budget

0844 H.B. Mills Trust	2015 Actuals	2016 Actuals	2017 Orig Bud	2017 Actuals	2017 Projected	2018 Executive	PCT Change 2017-2018Orig
5318 H.B. Mills Trust	0.00	(20.35)	0.00	(113.85)	0.00	0.00	0.0%
5318 48110 Interest On Investments	0.00	(196.83)	(40.00)	(113.85)	(224.00)	(234.00)	485.0%
5318 89210 Transfer To General Fund	0.00	176.48	40.00	0.00	224.00	234.00	485.0%
Grand Total	0.00	(20.35)	0.00	(113.85)	0.00	0.00	0.0%

Cemetery Trusts

City of Waukesha - 2018 Annual Operating Budget

0841 Perpetual Care - PHC	2015 Actuals	2016 Actuals	2017 Orig Bud	2017 Actuals	2017 Projected	2018 Executive	PCT Change 2017-2018Orig
7801 Trust Fund A	27,190.43	2,998.54	0.00	(125,541.64)	(235.00)	0.00	0.0%
7801 48110 Interest On Investments	(18,013.32)	(22,021.03)	(60,800.00)	(8,653.30)	(25,000.00)	(28,000.00)	-53.9%
7801 48111 Unrealized Gain/(Loss) on B	59,827.45	(44,383.26)	0.00	(110,897.45)	(60,235.00)	(60,000.00)	0.0%
7801 48112 Investment Fees	0.00	10,766.73	0.00	5,578.34	0.00	0.00	0.0%
7801 48113 Realized Gain/(Loss) on Inv	0.00	(18,956.26)	0.00	(11,569.23)	0.00	0.00	0.0%
7801 48420 Perpetual Care Endowments	(39,794.49)	0.00	0.00	0.00	0.00	0.00	0.0%
7801 52180 Management Services	7,157.47	0.00	10,800.00	0.00	10,000.00	10,000.00	-7.4%
7801 89260 Transfer To Enterprise Funds	18,013.32	77,592.36	50,000.00	0.00	75,000.00	78,000.00	56.0%
Grand Total	27,190.43	2,998.54	0.00	(125,541.64)	(235.00)	0.00	0.0%

City of Waukesha - 2018 Annual Operating Budget

0842 Cemetery Special Endowment B	2015 Actuals	2016 Actuals	2017 Orig Bud	2017 Actuals	2017 Projected	2018 Executive	PCT Change 2017-2018Orig
7802 Trust Fund B	62,209.55	(5,769.05)	0.00	(94,241.29)	(95,800.00)	(98,500.00)	-9850000.0%
7802 48110 Interest On Investments	(37,266.49)	(15,906.75)	(27,800.00)	(6,469.32)	(32,800.00)	(37,000.00)	33.1%
7802 48111 Unrealized Gain/(Loss) on B	79,256.74	(94,153.45)	0.00	(82,278.54)	(98,000.00)	(98,000.00)	0.0%
7802 48112 Investment Fees	0.00	7,880.36	0.00	4,781.87	0.00	0.00	0.0%
7802 48113 Realized Gain/(Loss) on Inv	0.00	59,880.02	0.00	(10,275.30)	0.00	0.00	0.0%
7802 48420 Perpetual Care Endowments	(22,490.44)	0.00	0.00	0.00	0.00	0.00	0.0%
7802 52180 Management Services	5,443.25	0.00	7,800.00	0.00	0.00	0.00	-100.0%
7802 89260 Transfer To Enterprise Funds	37,266.49	36,530.77	20,000.00	0.00	35,000.00	36,500.00	82.5%
Grand Total	62,209.55	(5,769.05)	0.00	(94,241.29)	(95,800.00)	(98,500.00)	-9850000.0%

City of Waukesha - 2018 Annual Operating Budget

0850 Reserve Trust	2015 Actuals	2016 Actuals	2017 Orig Bud	2017 Actuals	2017 Projected	2018 Executive	PCT Change 2017-2018Orig
7850 Reserve C Fund P & L	18,133.71	(2,007.60)	0.00	(3,747.05)	(11,500.00)	(11,500.00)	-1150000.0%
7850 48110 Interest On Investments	(2,176.72)	(725.07)	(10,500.00)	(264.73)	(11,000.00)	(12,000.00)	14.3%
7850 48111 Unrealized Gain/(Loss) on B	4,465.54	(5,023.46)	0.00	(3,289.92)	(1,500.00)	(500.00)	0.0%
7850 48112 Investment Fees	0.00	378.62	0.00	194.41	0.00	0.00	0.0%
7850 48113 Realized Gain/(Loss) on Inv	0.00	3,362.31	0.00	(386.81)	0.00	0.00	0.0%
7850 52180 Management Services	298.17	0.00	500.00	0.00	1,000.00	1,000.00	100.0%
7850 89260 Transfer To Enterprise Funds	15,546.72	0.00	10,000.00	0.00	0.00	0.00	-100.0%
Grand Total	18,133.71	(2,007.60)	0.00	(3,747.05)	(11,500.00)	(11,500.00)	-1150000.0%

City of Waukesha - 2018 Annual Operating Budget

0845 Kind Trust Fund PHC	2015 Actuals	2016 Actuals	2017 Orig Bud	2017 Actuals	2017 Projected	2018 Executive	PCT Change 2017-2018Orig
7805 Cemetery Trust K	7,713.67	(12,660.49)	0.00	(32,240.42)	(39,000.00)	(31,700.00)	-3170000.0%
7805 48110 Interest On Investments	(23,444.20)	(6,461.87)	(14,000.00)	(3,034.20)	(4,000.00)	(5,500.00)	-60.7%
7805 48111 Unrealized Gain/(Loss) on B	32,861.22	(39,836.77)	0.00	(25,823.19)	(42,000.00)	(40,000.00)	0.0%
7805 48112 Investment Fees	0.00	3,892.02	0.00	2,378.10	0.00	0.00	0.0%
7805 48113 Realized Gain/(Loss) on Inv	0.00	26,878.96	0.00	(6,559.46)	0.00	0.00	0.0%
7805 52180 Management Services	3,468.26	0.00	4,000.00	0.00	3,500.00	3,800.00	-5.0%
7805 89260 Transfer To Enterprise Funds	(5,171.61)	2,867.17	10,000.00	798.33	3,500.00	10,000.00	0.0%
Grand Total	7,713.67	(12,660.49)	0.00	(32,240.42)	(39,000.00)	(31,700.00)	-3170000.0%

Library Endowments

City of Waukesha - 2018 Annual Operating Budget

0843 Library Endowment	2015 Actuals	2016 Actuals	2017 Orig Bud	2017 Actuals	2017 Projected	2018 Executive	PCT Change 2017-2018Orig
5191 Libr Restr Funds Trust	(1,897.02)	(1,567.60)	0.00	2,926.14	88.00	0.00	0.0%
5191 45710 Library Fees	0.00	(1,070.00)	0.00	0.00	0.00	0.00	0.0%
5191 48110 Interest On Investments	(167.24)	(261.60)	0.00	(82.86)	(421.00)	(386.00)	0.0%
5191 48410 Private Donations-Lighted Do	(4,233.78)	(3,009.00)	(2,500.00)	0.00	(2,500.00)	(2,500.00)	0.0%
5191 53710 Library Books/Materials	2,504.00	2,773.00	2,500.00	3,009.00	3,009.00	2,886.00	15.4%

City of Waukesha - 2018 Annual Operating Budget

0843 Library Endowment	2015 Actuals	2016 Actuals	2017 Orig Bud	2017 Actuals	2017 Projected	2018 Executive	PCT Change 2017-2018Orig
5192 Libr Restricted Gifts	3,393.10	885.60	0.00	(1,024.61)	(1,025.00)	0.00	0.0%
5192 48410 Private Donations	(13,752.43)	(9,419.63)	(4,200.00)	(9,881.55)	(9,882.00)	(4,200.00)	0.0%
5192 48411 Public Art	(381.62)	0.00	0.00	0.00	0.00	0.00	0.0%
5192 52190 Other Professional Services	7,289.84	2,836.05	1,000.00	4,563.90	4,564.00	1,000.00	0.0%
5192 53710 Library Books/Materials	4,428.82	3,576.11	3,000.00	2,751.08	2,751.00	3,000.00	0.0%
5192 53940 Public Artwork	5,688.53	3,893.07	200.00	1,541.96	1,542.00	200.00	0.0%
5192 68130 Office Furniture & Equipment	119.96	0.00	0.00	0.00	0.00	0.00	0.0%

City of Waukesha - 2018 Annual Operating Budget

0843 Library Endowment	2015 Actuals	2016 Actuals	2017 Orig Bud	2017 Actuals	2017 Projected	2018 Executive	PCT Change 2017-2018Orig
5193 Libr Restricted Memorial	(941.73)	144.29	0.00	(358.39)	(358.00)	0.00	0.0%
5193 48410 Private Donations-Lighted Do	(4,303.95)	(190.71)	(500.00)	(580.00)	(580.00)	(500.00)	0.0%
5193 53710 Library Books/Materials	3,362.22	335.00	500.00	221.61	222.00	500.00	0.0%

City of Waukesha - 2018 Annual Operating Budget

0843 Library Endowment	2015 Actuals	2016 Actuals	2017 Orig Bud	2017 Actuals	2017 Projected	2018 Executive	PCT Change 2017-2018Orig
5197 Libr Restricted Rental	(294.73)	(281.34)	0.00	(47.21)	(48.00)	0.00	0.0%
5197 45710 Library Fees	(3,763.56)	(3,221.37)	(3,500.00)	(2,011.67)	(2,012.00)	(3,500.00)	0.0%
5197 53710 Library Books/Materials	3,468.83	2,940.03	3,500.00	1,964.46	1,964.00	3,500.00	0.0%
Grand Total	259.62	(819.05)	0.00	1,495.93	(1,343.00)	0.00	0.0%