

2017

City of Waukesha

Annual Budget

2017 Executive Budget Index

Fund		Page #
	<u>City Profile</u>	<u>1-9</u>
	<u>Executive Summary Letter</u>	<u>10-12</u>
100	<u>Consolidated Budget Summary</u>	<u>13-16</u>
	<u>Outstanding Debt Summary</u>	<u>17</u>
100	<u>General Fund</u>	<u>18</u>
	<u>General Fund Revenues</u>	<u>19-27</u>
	<u>General Fund Expenditures</u>	<u>28</u>
	<u>General Government</u>	<u>29</u>
	<u>Administration</u>	<u>30</u>
	<u>City Administrator</u>	<u>31</u>
	<u>Mayor's Office</u>	<u>32</u>
	<u>City Council</u>	<u>33</u>
	<u>Municipal Court</u>	<u>34-35</u>
	<u>Human Resources</u>	<u>36-39</u>
	<u>Assessor's Office</u>	<u>40-41</u>
	<u>Finance</u>	<u>42-43</u>
	<u>City Clerk/Treasurer</u>	<u>44</u>
	<u>Clerk</u>	<u>45</u>
	<u>Elections</u>	<u>46</u>
	<u>Treasurer</u>	<u>47</u>
	<u>Attorney's Office</u>	<u>48-49</u>
	<u>Community Development</u>	<u>50</u>
	<u>Planning</u>	<u>51</u>
	<u>Redevelopment Authority</u>	<u>52</u>
	<u>Landmarks</u>	<u>53</u>
	<u>Tourism</u>	<u>54</u>
	<u>Weed Control</u>	<u>55</u>
	<u>City Hall</u>	<u>56-57</u>
	<u>Information Technology</u>	<u>58-60</u>
	<u>Public Safety</u>	<u>61</u>
	<u>Police Department</u>	<u>62-73</u>
	<u>Fire Department</u>	<u>74-80</u>
	<u>Community Development-Building Inspection</u>	<u>81-82</u>
	<u>Other Public Safety Services</u>	<u>83</u>
	<u>Emergency Government</u>	<u>84</u>
	<u>Police & Fire Commission</u>	<u>85</u>
	<u>Animal Shelter</u>	<u>86</u>
	<u>Police Reserve</u>	<u>87</u>
	<u>School Crossing Guards</u>	<u>88</u>
	<u>Weights & Measures</u>	<u>89</u>

2017 Executive Budget Index

Fund		Page #
100	General Fund Expenditures (Continued)	
	Public Works	90
	Engineering Department	91-93
	Public Works/Street Maintenance	94-101
	Culture & Recreation	102
	Library	103-114
	Parks, Recreation & Forestry	115
	Parks	116-121
	Recreation	122-126
	Forestry	127-128
	Community Special Events	129-130
	Solid Waste Management	131
	Garbage Collection	132-133
	Composting	134-135
	West Ave. Landfill	136-137
	Recycling	138-139
	Non-Departmental	140
	Tax Assessment Refunds	141-142
	Property & Liability Insurance	143-144
	Unallocated Employee Benefits	145-146
	Contingency	147-148
	General Fund Operating Transfers	149-153
	Special Revenue Funds	154
207	Citywide Fiber Maintenance	155-156
225	Parks & Recreation Special Revenue Fund Programs	157-161
230	Public Works Impact Fees	162-163
240	Parkland Dedication	164-165
241	Library Impact Fees	166-167
242	Police Department Impact Fees	168-169
243	Civic Band	170-171
265	Library Café	172-173
270	JanBoree Special Revenue	174-175
300	Debt Service Fund	176-177

Capital Projects Funds (See Community Investment Program document)

2017 Executive Budget Index

Fund		Page #
	<u>Enterprise Funds</u>	<u>178</u>
602	<u>Parking Utility</u>	<u>179-185</u>
603	<u>Sewer Utility</u>	<u>186-193</u>
604	<u>Prairie Home Cemetery</u>	<u>194-198</u>
607	<u>Waukesha Transit System</u>	<u>199-201</u>
	<u>Internal Service Funds</u>	<u>202</u>
720	<u>Printing</u>	<u>203-204</u>
760	<u>Dental & Life Insurance</u>	<u>205-209</u>
761	<u>Health Insurance</u>	<u>210-212</u>
770	<u>Other Insurances (Prop & Liab, Worker's Compensation, etc)</u>	<u>213-218</u>
	<u>Trust Funds</u>	<u>219</u>
814	<u>Emergency Medical Assistance Trust</u>	<u>220-222</u>
817	<u>Federal Confiscated Property Trust</u>	<u>223-224</u>
818	<u>State Confiscated Property Trust</u>	<u>225-226</u>
819	<u>Sick Leave Conversion</u>	<u>227-228</u>
844	<u>H.B. Mills Trust</u>	<u>229-230</u>
841/842/845/850	<u>Cemetery Trusts</u>	<u>231-235</u>
843	<u>Library Endowments</u>	<u>236-240</u>

City of Waukesha: 2016 City Profile

Overview

The City of Waukesha is characterized by a rich mix of neighborhoods, excellent schools, variety of shopping choices, a diverse industrial base, an active arts community, and beautiful parks and recreational amenities. The City strives for a community that provides a diversified work environment, balanced housing stock, and strong business opportunities.

With the largest population in the County, the City of Waukesha is uniquely positioned to provide employers with needed workforce. Waukesha has been named by Money Magazine as one of the '100 Best Places to Live' in the United States, and recently ranked sixth in the nation by NerdWallet and Entrepreneur Magazine of the top American cities to start a business.

With a population of 70,718 and 25 square miles, the City serves as the county seat for Waukesha County. The City of Waukesha is the largest municipality within the County and the seventh largest city in the state. Waukesha is located near the center of Waukesha County, 19 miles west of downtown Milwaukee, and 71 miles east of Madison. With over 12,000 pre-kindergarten through 12th grade students served in 20 schools, the School District of Waukesha is the seventh largest school district in the State of Wisconsin. The District operates 3 high schools, 3 middle schools, 13 elementary schools, an early learning center, and six charter schools. The city is also home to Waukesha County's only Catholic High School, Catholic Memorial High School. Opened in 1846 and the oldest college in the state, Carroll University is also a valuable asset in the City of Waukesha. In addition, the University of Wisconsin-Waukesha and Waukesha County Technical College also provide valuable higher education options within the city.

The City actively uses Tax Incremental Financing and Redevelopment Districts to spur new development and redevelopment. The City is active in numerous public/private partnerships and uses these types of partnerships to leverage large projects. The City looks to this development to provide broader employment opportunities and a solid tax base. Other economic development tools used by the City include façade



grants, sign & awning grants, and historic preservation grants to promote redevelopment and improvement of properties within the City.

Downtown Waukesha provides a unique experience within Waukesha County. Downtown and the surrounding neighborhoods offer a historic destination with the location on the Fox River, historic buildings, destination based retail, and strong artist culture all contributing to the unique character of the City. The City of Waukesha has seen a renaissance in the downtown business district over the past several years that coincide with major improvements made to the environmental areas next to the Fox River, including the Riverwalk and Frame Park as well as the relocation of the Spring House, and reestablishment of two-way traffic within the downtown.

Location

General

- 25 miles northwest of Milwaukee Mitchell International Airport
- 19 miles west of downtown Milwaukee
- 71 miles east of downtown Madison
- 106 miles northwest of downtown Chicago

From Mitchell International Airport in-flight times*:

- 2.16 hours to New York
- 1.83 hours to Washington D.C.
- 4.75 hours to Miami
- 0.92 hours to Chicago
- 4.58 hours to Los Angeles
- 2.66 hours to Dallas

* Waukesha County Regional Airport – Crites Field also serves the city



Future

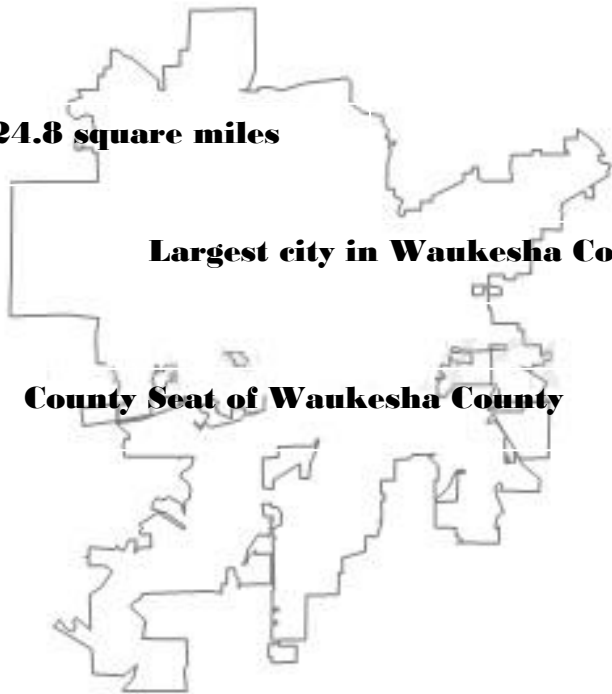
Waukesha has a strong employment base, diverse housing stock, strong quality of life factors and solid public infrastructure. The City continues to see strong interest from the business and development communities. The City is expected to continue to grow through redevelopment opportunities and the continued development of open land on the west and south sides of the City. Downtown Waukesha has experienced a renaissance that has led to historically low vacancy rates for both commercial and residential spaces. Waukesha receives the second highest rating in Waukesha County on the AARP Livability Index and is one of the only walkable communities in the County. These features will continue to attract residents and businesses to the City in the future.

Waukesha Statistics

24.8 square miles

Largest city in Waukesha County

County Seat of Waukesha County




Median household income

\$57,179

Median home value

\$182,300



**2015
Estimated
Population
71,970**

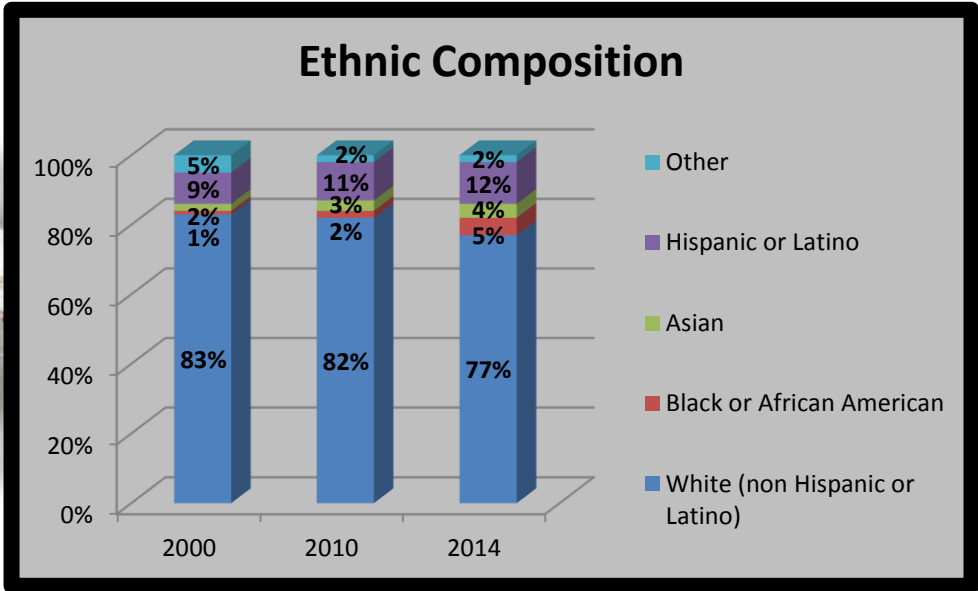
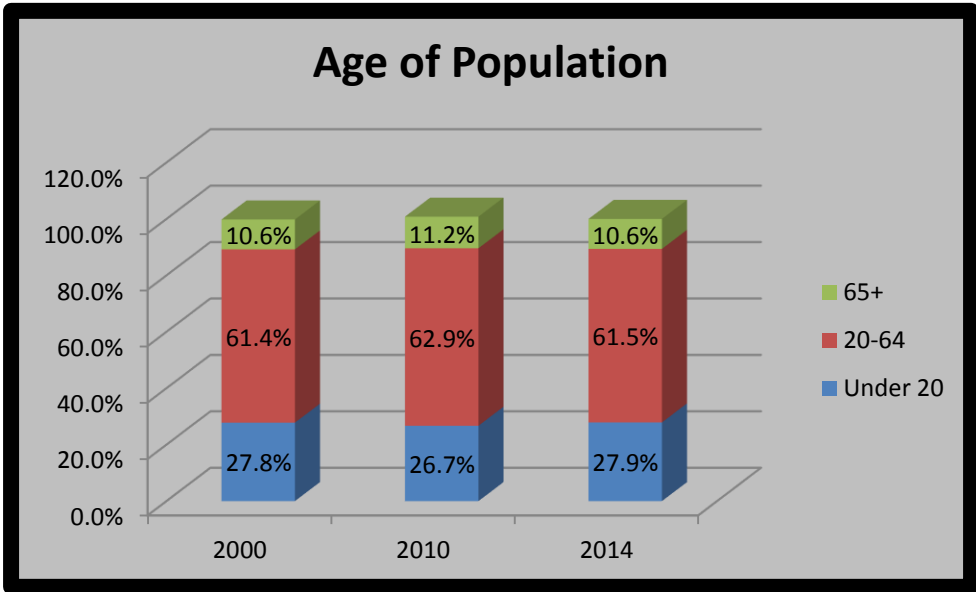
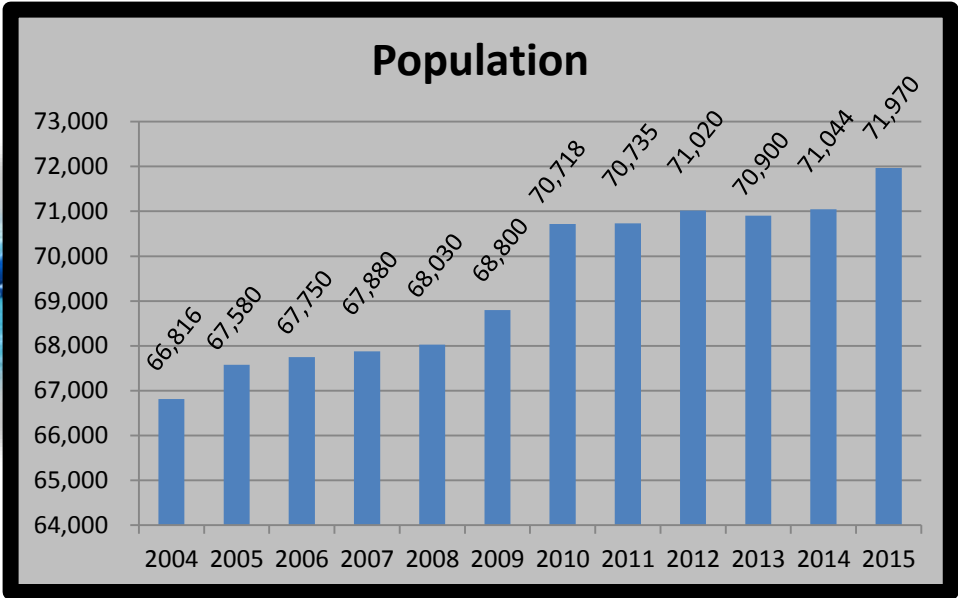
**Residents
with
bachelor's
degree or
higher
35%**

**Population
density
2,902
people/sq
mile**

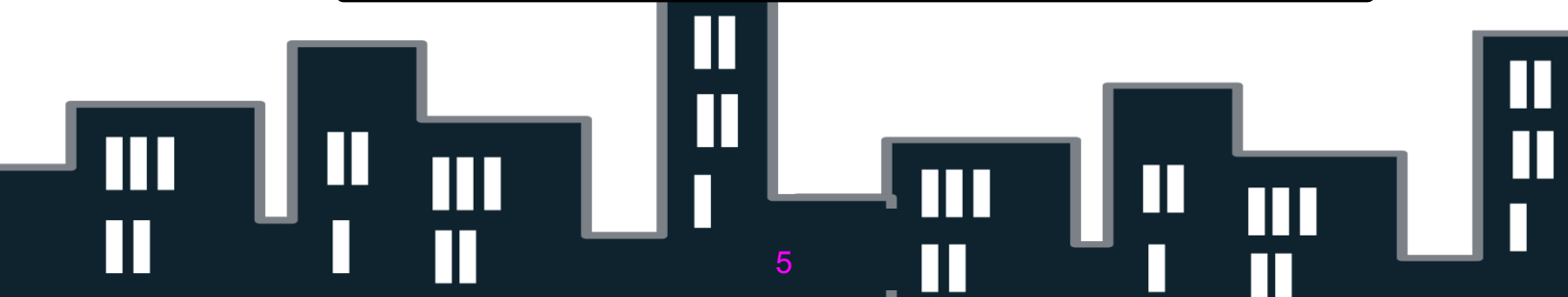
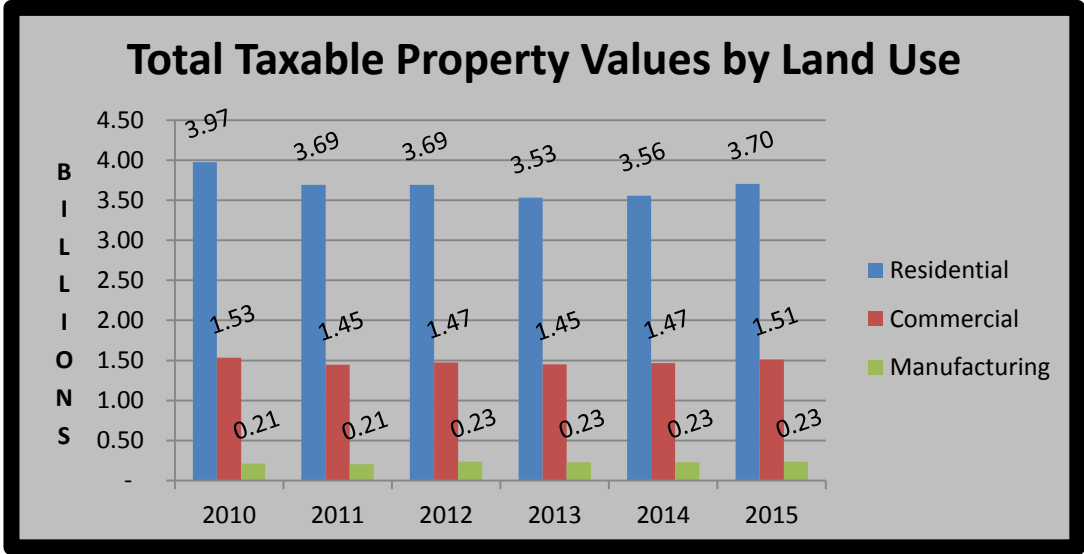
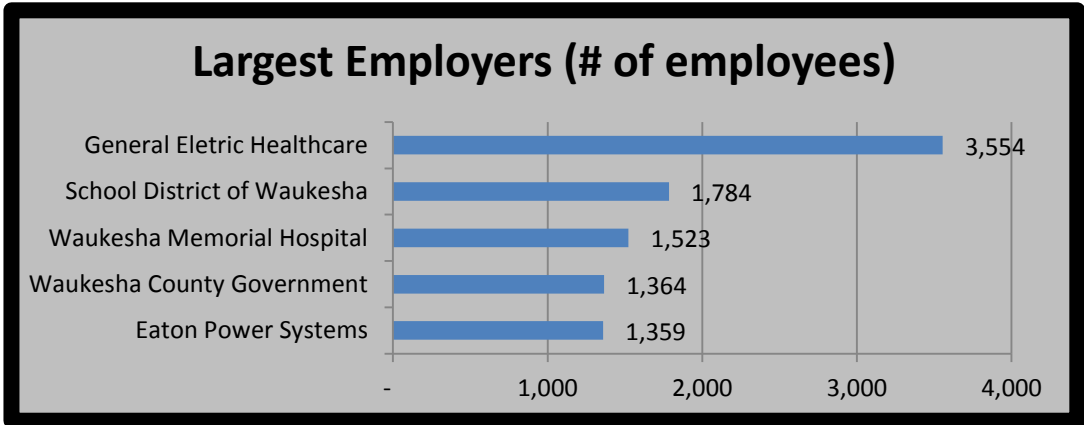
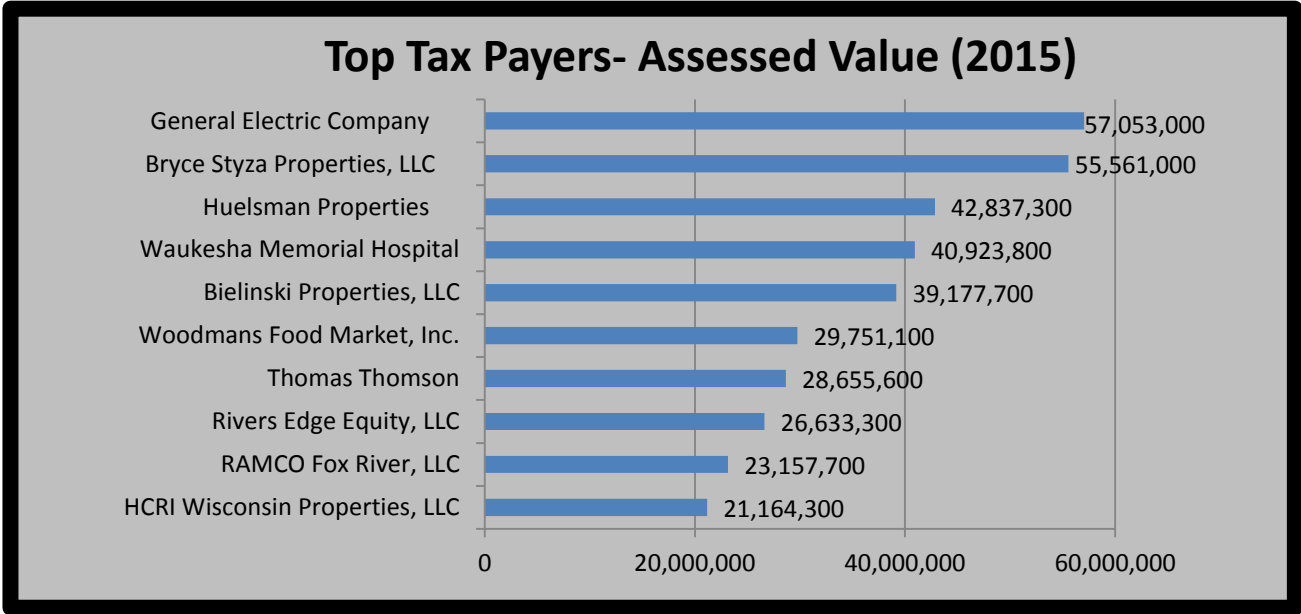
**Average
people per
household
2.44**



Demographics



Labor Force



Amenities

Transportation

- Major highways are I94, SH16, SH18, SH59, and SH164
- SH164 connects to I43
- 12 city bus routes
- 4 county bus routes
- Canadian National Railroad
- Waukesha County Airport – Crites Field

Waukesha Public Library

- Books, eBooks, periodicals, audio/visual materials, electronic audio/visual material
- Programming for all ages
- Community facilities
- High speed internet access and computer work stations

Recreation

- Over 1,100 acres of parkland with 29 parks
- Over 900 recreational programs for people of all ages
- Two outdoor aquatic facilities, skatepark, 48 tennis/pickleball courts, and band shell and amphitheater
- Special events throughout the year

Health Care/Hospitals

- ProHealth Care
- Waukesha Memorial Hospital
- Rehabilitation Hospital of Wisconsin
- ProHealth Care Urgent Care
- Sixteenth Street Clinic

Schools

School District of Waukesha



High Schools

- North High School
- South High School
- West High School

Middle Schools

- Butler Middle School
- Les Paul Middle School – Central Campus
- Horning Middle School

Elementary Schools

- Banting Elementary School
- Bethesda Elementary School
- Blair Elementary School
- Hadfield Elementary School

- Hawthorne Elementary School
- Heyer Elementary School
- Hillcrest Elementary School
- Lowell Elementary School
- Meadowbrook Elementary School
- Prairie Elementary School
- Rose Glen Elementary School
- Summit View Elementary School
- Wittier Elementary School

Charter Schools

- Waukesha STEM Academy – Randall Campus
- Waukesha STEM Academy – Saratoga Campus
- eAchieve Academy
- Waukesha Academy of Health Professions
- Waukesha Engineering Preparatory Academy
- Waukesha East Alternative High School

Private Schools

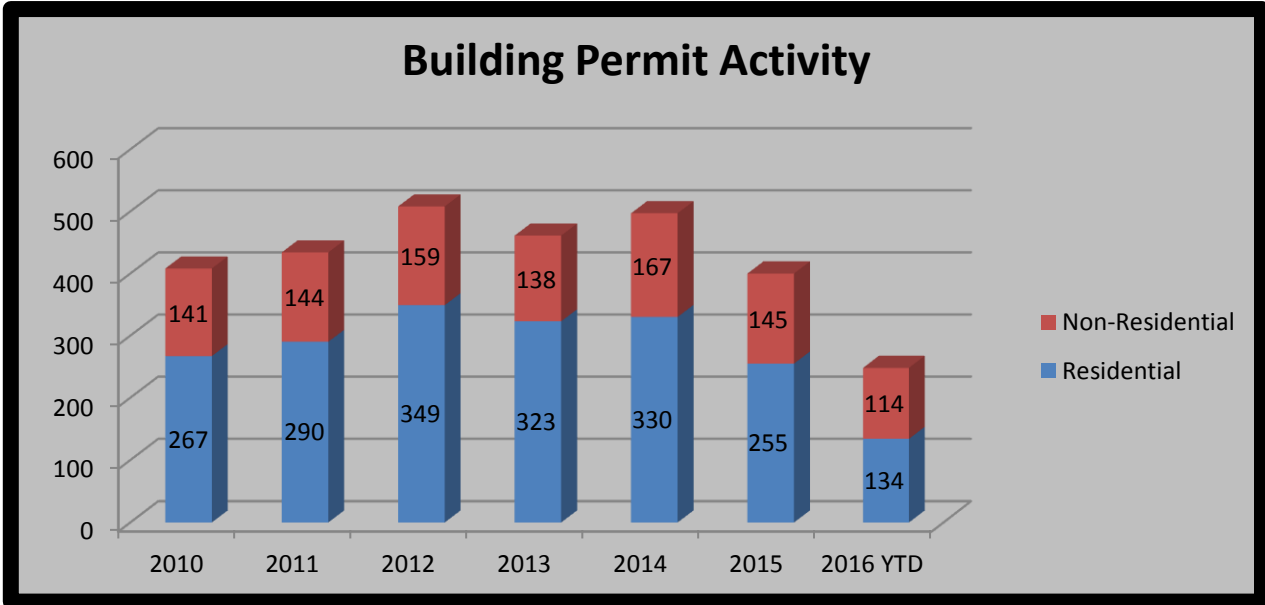
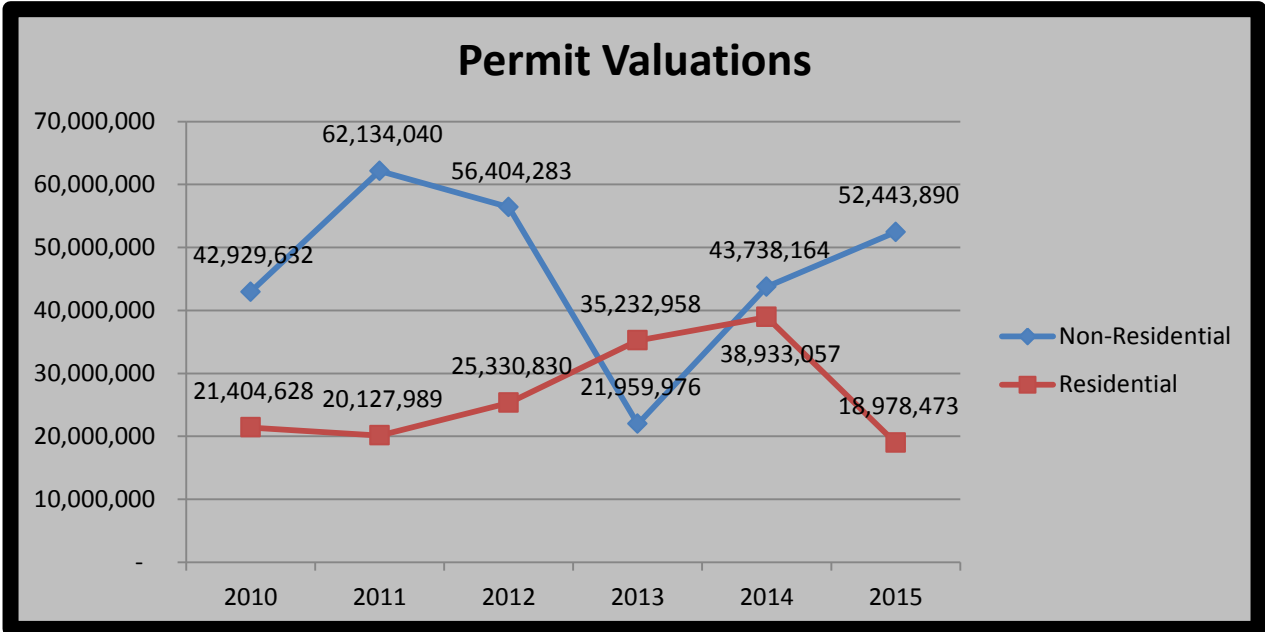
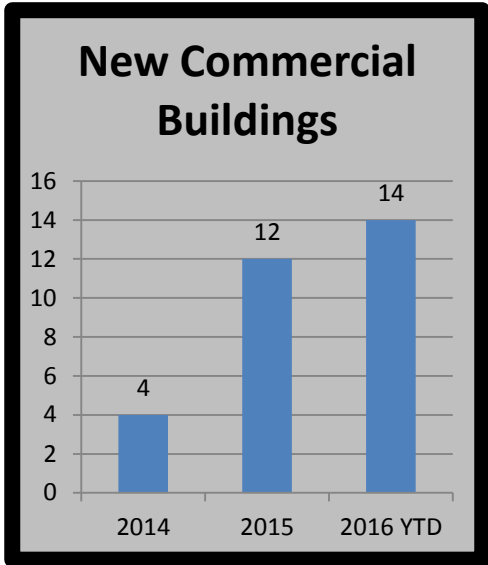
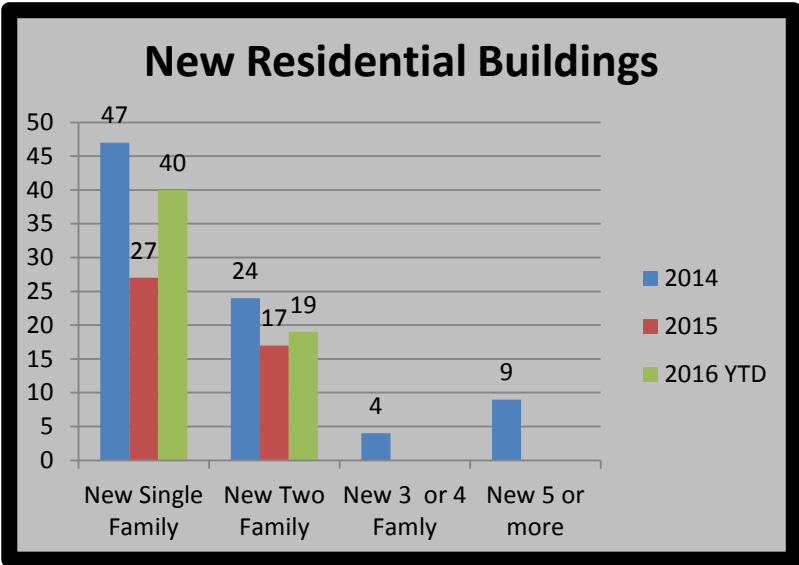
- Catholic Memorial High School
- St. Mary’s Elementary School
- St. Joseph’s Elementary School
- St. William Elementary School
- Montessori School of Waukesha

Higher Education

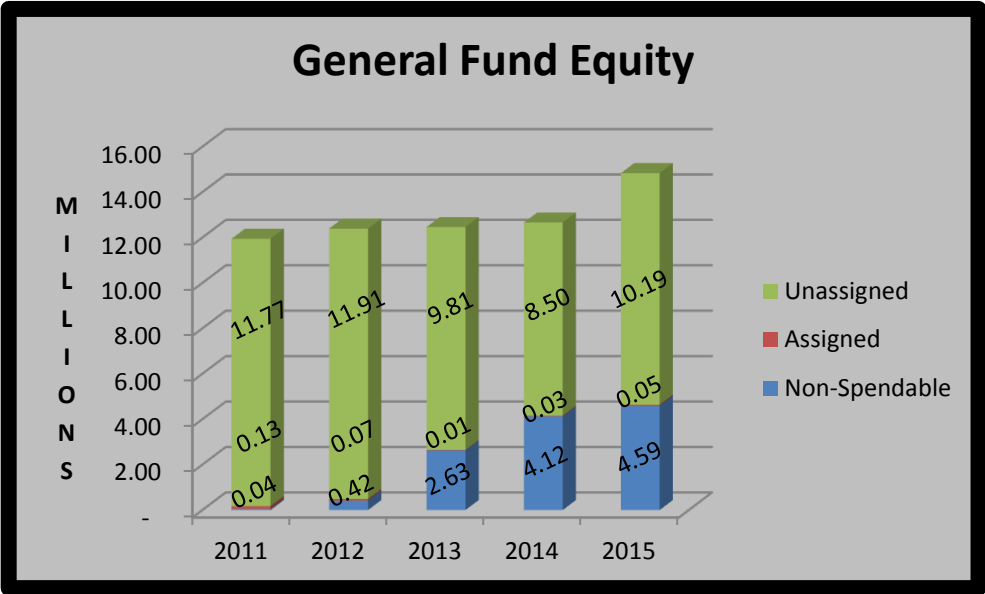
- Carroll University – Private Presbyterian University, oldest college in the state. Liberal Arts school with more than 60 areas of study offering 4 year Bachelor degrees and Master’s degrees. Enrollment approximately 3,400 undergraduate and graduate students.
- University of Wisconsin-Waukesha – Part of the UW system offers two-year Associate degrees with the option for students to transfer to four-year institutions to complete undergraduate education.
- Waukesha County Technical College – Satellite campus in the downtown Waukesha with main Campus just five miles from downtown. With more than 150 areas of study offering Associate degrees, technical diplomas, and short-term certificates.
- New Tribes Bible Institute – one of two campuses within the United States.



Permits and Building



Financial Indicators



Budgeted vs. Actual Expenditures


Year	Budgeted (Original General Fund Expenditures)	Budgeted (Final) General Fund Expenditures	Actual General Fund Expenditures	Actual as % of Budgeted
2016 Projected	\$ 61,148,159	n/a	n/a	n/a
2015	\$ 60,292,163	\$ 60,327,679	\$ 58,935,100	97.7%
2014	\$ 59,064,812	\$ 59,238,232	\$ 59,562,459	100.6%
2013	\$ 58,120,228	\$ 58,791,892	\$ 59,098,421	100.5%
2012	\$ 57,203,759	\$ 58,080,768	\$ 57,652,178	99.3%
2011	\$ 57,755,085	\$ 58,662,091	\$ 58,204,934	99.2%
2010	\$ 57,184,250	\$ 57,345,995	\$ 56,416,001	98.4%
2009	\$ 55,474,733	\$ 55,960,472	\$ 54,725,884	97.8%



Assessed Values

Year	Assessed Values	Equalized Valuation (TID IN)	Equalized Validation (TID OUT)
2016	n/a	\$ 5,877,157,700	\$ 5,627,633,500
2015	\$ 5,226,757,800	\$ 5,664,111,600	\$ 5,452,167,200
2014	\$ 5,174,158,700	\$ 5,546,910,300	\$ 5,330,832,900
2013	\$ 5,211,236,527	\$ 5,389,651,300	\$ 5,212,483,900
2012	\$ 5,390,034,063	\$ 5,426,429,500	\$ 5,211,854,800
2011	\$ 5,532,515,250	\$ 5,767,116,700	\$ 5,618,522,100
2010	\$ 5,925,312,580	\$ 5,904,933,100	\$ 5,732,402,600





To: Mayor and City Council
CC: Department Directors
From: Kevin Lahner, City Administrator
Subject: 2017 Executive Budget Summary
Date: September 22, 2016

Dear Honorable Mayor Shawn Reilly and Members of the City Council:

The 2017 proposed budget represents a tremendous amount of work by a considerable portion of our team. While we will spend the next few months politely debating dollar figures of various amounts, the Budget Document is truly a policy document. It is a representation of the values of our community as expressed by our City Leaders. The values are expressed in terms of the amount of resources we have committed to our programs, departments and personnel.

Budget Values

Through Common Council discussions, and the Budget Priorities Survey distributed to the Mayor and Council, the Common Council again placed significant value on public safety, retaining a quality workforce, infrastructure needs and economic development. The highest weighted averages of the issues presented were for the following 10 items, all of which achieved an average of 4 or higher on the survey scale. (Scale of 1 – 5, 1 = Least Important, 5 = Most Important).

- | | |
|--|------|
| 1. Investing in the infrastructure necessary to receive Lake Michigan water. | 4.77 |
| 2. Attracting new manufacturing/industrial developments that create jobs. | 4.54 |
| 3. Maintaining our police force to ensure residents feel safe and crime is kept low. | 4.46 |
| 4. The fire department maintains staffing and equipment that allows them to respond to emergencies in accordance with national guidelines. | 4.46 |
| 5. Maintaining a fully functioning sewer system that complies with State/Federal laws. | 4.38 |
| 6. Reconstructing roads that are beyond their useful life. | 4.31 |
| 7. Creating safe road conditions free of snow and ice in the winter. | 4.31 |
| 8. Ensuring residents receive timely and relevant information from the City about issues that impact them. | 4.31 |
| 9. Attracting new retail and other commercial development. | 4.15 |
| 10. Retaining and recruiting a talented city workforce. | 4.00 |

Both the Operating and Capital Budgets reflect these priorities, while continuing to maintain a high level of service to our residents.

Public Safety - We are proposing adding two additional Community Service Officers (CSO) this year, beginning the process of phasing in additional CSO's in the coming years. The Community Service Officers offer great services at a low cost, and act as a recruitment tool for future police officers. You will also notice the addition of a Student Resource Officer, which is being fully funded by the Waukesha School District.

The Fire Department is proposing to replace an engine this year, continuing a replacement program that ensures our vehicles are performing well and able to effectively respond to emergencies. During Fiscal Year 2017, the new Fire Station #4 will be complete, allowing us to more quickly respond to our fastest growing areas of the City. Additional proposals include an upgrade to our station alerting systems and security enhancements at our fire stations.

Both the Fire Department and Police Union three-year contracts were finalized, effective January 1, 2016 through December 31, 2018. Both contracts offer fair and equitable pay rates, while ensuring that the public safety employees are paying for their fair share of the Wisconsin Retirement System pension contribution and health insurance premiums.

Lastly, on September 20, 2016 the Common Council voted to retain our dispatch operation at the Waukesha Police Department. The budget reflects needed upgrades to our 911 call taking system to ensure that emergency calls are handled effectively.

Economic Development – The budget reflects our first full year of participation in the new Waukesha County Center for Growth. As you are aware, Mayor Reilly, Community Development Director Jennifer Andrews and I participated in the formation of this important group. We will be working closely with them on a host of economic development issues, including recruiting new companies to the City of Waukesha and helping our home-grown businesses grow and expand. We are also continuing our partnerships in Downtown Waukesha as we implement the next phase of our Downtown branding effort and support a multitude of special events that add to our quality of life. Lastly, we will continue to explore the use of Tax Increment Financing Districts to promote economic growth in the appropriate areas.

Infrastructure Needs – We are again proposing an aggressive Community Investment Program (CIP) to address our road, wastewater and storm sewer systems. More than \$12 million are committed to our capital program. Included in this year's program is the major West Bypass project, as well as continued enhancements in our Downtown through the reconstruction of North Grand Avenue and portions of South Street. We are continuing with our flood mitigation program, which identified more than \$60 million in needed enhancements to our storm sewer and water infiltration systems. In 2017, approximately \$1.9 million is being committed to storm sewer improvements in conjunction with the West Bypass construction.

On the Wastewater side, we continue to improve our sewer collection system and plan to invest \$5.4 million in 2017. We have already made significant upgrades to our Wastewater Treatment Plan in anticipation of the addition of Lake Michigan water. We are also continuing a robust maintenance program for our sanitary sewer collection systems, including rehabbing aging pipes and refurbishing pump stations.

Retaining a Quality Workforce - Notable items in the Operating Budget include a 2 percent wage increase for all employees. This is the beginning of our pay-for-performance program which will begin implementation on January 1, 2017. We continue to see success with the joint City/County/School District Employee Wellness Center, offering low-cost health care options to our employees, while also reducing our health insurance claims costs. This year the center will be offering Physical Therapy. We expect the addition of this service to continue to expand its desirability to our employees. We are also proposing the addition of a Human Resources Generalist in our Human Resources department. We believe that this individual will assist with the heavy workload in the department and help us fully implement a true employee performance management system.

Expenditure Restraint Program Challenges

The Expenditure Restraint Program provides the City with approximately \$1.9 million if we limit budgeted expenditure growth to an amount that is equal to the previous year's budgeted expenditures plus an inflation and valuation factor. The inflation factor equals the average annual percentage change in the U.S. consumer price index for all urban consumers as determined by the U. S. Department of Labor for the 12-month period from October 1 to September 30 prior to the year

for which the municipal budget is determined. The valuation factor equals 60% of the percentage change in the municipality's equalized value due to net new construction (new improvements minus improvements removed), but no more than 2% and no less than 0%.

This year the State of Wisconsin's Department of Revenue changed the way they interpreted the qualifications for the Expenditure Restraint Program. Essentially they have forced most communities to severely limit the use of direct levying into other City Funds (such as the Capital Fleet, Cemetery and Transit Funds), other than the General Fund. They are now treating these as transfer out, and an expenditure that counts against the Expenditure Restraint cap. What this means for the City is that you will notice a change in the way we report our income and expenditures. Both our Revenue and Expenditures will increase in the General Fund in order to account for this change. The new interpretation will impact our budget preparation and planning going forward. Excluding the new transfers, total General Fund expenditures increased 2.44%. The bulk of this increase is related to the increase in employee compensation, with the remaining expenditures staying relatively flat in most areas.

Budget Book Enhancements

Lastly, we are continuing to make improvements to our electronic Budget Book. This year we have established an interactive table of contents as well as indexing and buttons that will return the user to the Table of Contents. We have again improved upon our budgetary reports. There are also useful statistics and tables in the front of the book that can help the public and Common Council identify trends.

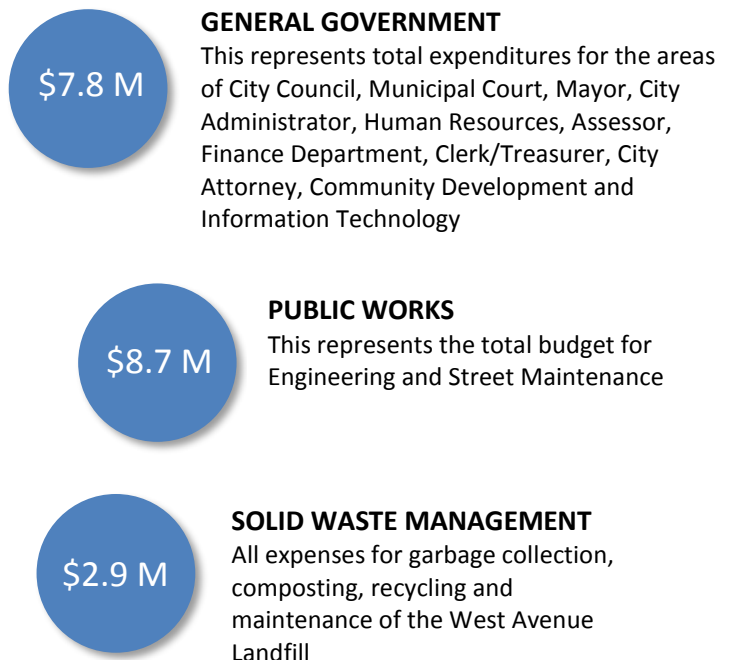
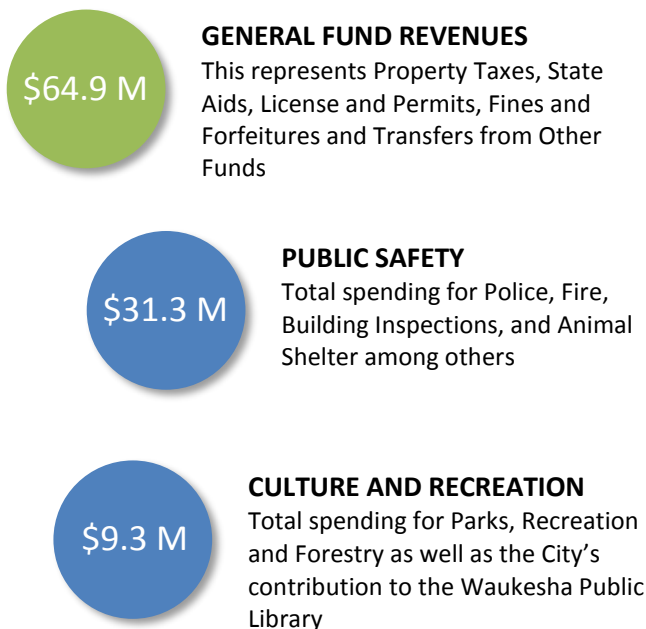
The budget represents months of hard work by our senior leadership staff and the Budget Team. A special thanks goes out to all the employees who have played a part in the creation of the budget submittal. We look forward to presenting the budget to the Finance Committee and Common Council and engaging in a significant discussion around the City of Waukesha's values and priorities.

Sincerely,



Kevin M. Lahner
City Administrator

BUDGET BREAKDOWN



2017 Consolidated Budget Summary

Funds with Levy Support

<i>General Fund Revenues - Fund 100</i>	2013		2014		2015		2016	2016	2017	2016 Adopted vs
	<i>Adopted Budget</i>	<i>2013 Actual</i>	<i>Adopted Budget</i>	<i>2014 Actual</i>	<i>Adopted Budget</i>	<i>2015 Actual</i>	<i>Adopted Budget</i>	<i>Projected Actual</i>	<i>Executive Budget</i>	<i>2017 Executive Budgets</i>
Taxes	\$ 40,679,396	\$ 41,146,825	\$ 42,125,938	\$ 42,527,442	\$ 43,354,646	\$ 43,620,401	\$ 43,398,934	\$ 43,502,871	\$ 46,767,819	7.76%
Intergovernmental Revenues	7,904,790	7,840,343	7,564,364	7,566,675	7,579,068	7,780,151	7,539,850	7,612,373	8,059,642	6.89%
License/Permits	1,884,554	1,846,407	1,853,870	2,063,302	2,079,600	2,186,703	2,006,000	2,046,614	2,066,760	3.03%
Penalties/Forfeiture	1,200,077	774,489	1,003,000	856,046	889,500	878,637	880,600	828,048	865,100	-1.76%
Public Charges for Service	3,164,292	3,655,668	3,332,852	3,063,843	3,358,734	3,582,471	3,829,547	3,785,644	3,829,055	-0.01%
Interdepartmental Charges	1,166,737	1,276,728	1,263,211	1,397,964	1,144,117	1,129,578	1,237,812	1,245,879	1,285,247	3.83%
Miscellaneous Revenue	428,117	404,483	412,265	513,630	404,244	338,566	480,522	496,537	308,504	-35.80%
Transfers from Funds	1,692,265	2,235,288	1,692,365	1,790,232	1,792,944	1,808,594	1,774,894	1,774,814	1,793,628	1.06%
Total Revenue	\$ 58,120,228	\$ 59,180,231	\$ 59,247,865	\$ 59,779,134	\$ 60,602,853	\$ 61,325,101	\$ 61,148,159	\$ 61,292,780	\$ 64,975,755	6.26%

<i>General Government Expenditures</i>	2013		2014		2015		2016	2016	2017	2016 Adopted vs
	<i>Adopted Budget</i>	<i>2013 Actual</i>	<i>Adopted Budget</i>	<i>2014 Actual</i>	<i>Adopted Budget</i>	<i>2015 Actual</i>	<i>Adopted Budget</i>	<i>Projected Actual</i>	<i>Executive Budget</i>	<i>2017 Executive Budgets</i>
City Council	\$ 101,891	\$ 101,671	\$ 108,923	\$ 103,087	\$ 104,207	\$ 102,843	\$ 107,823	\$ 107,233	\$ 107,823	0.00%
Municipal Court	349,623	330,048	350,246	339,890	348,368	343,824	346,306	346,463	353,122	1.97%
Mayors Office	163,429	171,130	172,656	174,126	191,270	189,107	191,487	192,257	187,623	-2.02%
City Administrator	294,805	325,414	299,941	256,288	295,988	328,782	309,919	319,111	313,816	1.26%
Human Resources	238,779	246,592	266,401	270,191	367,631	340,945	334,846	325,146	398,378	18.97%
Assessor	479,146	473,803	481,166	476,056	498,643	495,469	491,021	484,099	506,092	3.07%
Financial Department	525,416	605,923	630,797	588,891	742,617	592,136	732,900	702,901	786,988	7.38%
City Clerk/Treasurer/Elections	698,373	652,505	670,841	742,755	751,619	784,424	875,730	879,598	724,679	-17.25%
City Attorney	620,001	644,740	636,123	659,110	612,314	577,798	612,677	596,050	632,635	3.26%
Community Development	771,838	805,904	802,190	764,708	812,166	710,826	876,200	890,857	914,828	4.41%
City Hall	200,472	228,079	236,900	219,573	241,021	207,700	239,081	181,130	194,342	-18.71%
Information Technology	2,197,748	2,039,286	2,206,774	2,244,822	2,492,679	2,198,347	2,521,958	2,385,457	2,690,971	6.70%
Total	\$ 6,641,521	\$ 6,625,095	\$ 6,862,958	\$ 6,839,497	\$ 7,458,523	\$ 6,872,201	\$ 7,639,948	\$ 7,410,302	\$ 7,811,297	2.24%

<i>Public Safety Expenditures</i>	2013		2014		2015		2016	2016	2017	2016 Adopted vs
	<i>Adopted Budget</i>	<i>2013 Actual</i>	<i>Adopted Budget</i>	<i>2014 Actual</i>	<i>Adopted Budget</i>	<i>2015 Actual</i>	<i>Adopted Budget</i>	<i>Projected Actual</i>	<i>Executive Budget</i>	<i>2017 Executive Budgets</i>
Police	\$ 16,311,664	\$ 16,546,164	\$ 16,423,848	\$ 16,505,914	\$ 16,554,840	\$ 16,501,909	\$ 16,607,068	\$ 16,507,515	\$ 17,237,051	3.79%
Fire	12,214,134	12,367,947	12,088,051	12,430,334	12,306,399	12,483,557	12,417,900	12,281,674	12,893,611	3.83%
Building Inspection	727,455	657,524	854,699	636,813	923,911	820,029	937,523	899,665	954,773	1.84%
Emergency Government	15,397	9,091	11,800	7,162	20,325	12,555	15,180	19,280	15,180	0.00%
Police and Fire Commission	42,264	47,810	41,908	24,244	40,503	20,998	44,493	20,000	39,026	-12.29%
Animal Shelter	45,623	45,623	45,623	45,623	45,623	45,623	45,623	45,623	45,623	0.00%
Police Reserve	4,390	2,700	4,390	3,952	4,390	3,152	5,140	4,900	5,140	0.00%
School Crossing Guard	102,960	101,542	102,960	104,882	102,960	105,622	102,960	106,156	107,739	4.64%
Weights and Measures	18,400	18,400	18,400	18,400	18,400	18,400	18,400	18,400	18,400	0.00%
Total	\$ 29,482,287	\$ 29,796,801	\$ 29,591,679	\$ 29,777,324	\$ 30,017,351	\$ 30,011,845	\$ 30,194,287	\$ 29,903,213	\$ 31,316,543	3.72%

	2013		2014		2015		2016	2016	2017	2016 Adopted vs
	Adopted		Adopted		Adopted		Adopted	Projected	Executive	2017 Executive
Public Works Expenditures	Budget	2013 Actual	Budget	2014 Actual	Budget	2015 Actual	Budget	Actual	Budget	Budgets
Engineering Division	\$ 2,586,924	\$ 2,391,247	\$ 2,497,288	\$ 2,500,875	\$ 2,592,488	\$ 2,553,901	\$ 2,596,051	\$ 2,484,704	\$ 2,682,465	3.33%
Street Maintenance	5,448,997	5,607,967	5,723,805	6,148,819	6,216,559	5,611,618	6,257,935	6,068,998	6,104,402	-2.45%
Total	\$ 8,035,921	\$ 7,999,214	\$ 8,221,093	\$ 8,649,694	\$ 8,809,047	\$ 8,165,519	\$ 8,853,986	\$ 8,553,702	\$ 8,786,867	-0.76%
	2013		2014		2015		2016	2016	2017	2016 Adopted vs
	Adopted		Adopted		Adopted		Adopted	Projected	Executive	2017 Executive
Culture and Recreation Expenditures	Budget	2013 Actual	Budget	2014 Actual	Budget	2015 Actual	Budget	Actual	Budget	Budgets
Library	\$ 3,609,435	\$ 3,550,401	\$ 3,681,916	\$ 3,687,819	\$ 3,836,296	\$ 3,832,159	\$ 3,844,473	\$ 3,794,324	\$ 3,865,722	0.55%
Parks, Recreation and Forestry	5,114,193	5,097,448	5,237,406	5,020,979	5,334,610	5,195,626	5,330,539	5,294,183	5,453,207	2.30%
Total	\$ 8,723,628	\$ 8,647,849	\$ 8,919,322	\$ 8,708,798	\$ 9,170,906	\$ 9,027,785	\$ 9,175,012	\$ 9,088,507	\$ 9,318,929	1.57%
	2013		2014		2015		2016	2016	2017	2016 Adopted vs
	Adopted		Adopted		Adopted		Adopted	Projected	Executive	2017 Executive
Solid Waste Management Expenditures	Budget	2013 Actual	Budget	2014 Actual	Budget	2015 Actual	Budget	Actual	Budget	Budgets
Garbage Collecting	\$ 2,230,099	\$ 2,253,449	\$ 2,294,302	\$ 2,341,486	\$ 2,073,819	\$ 2,065,012	\$ 2,119,613	\$ 2,100,000	\$ 2,174,000	2.57%
Composting	63,309	56,272	25,499	17,511	26,014	20,441	26,283	25,705	27,086	3.06%
West Ave Landfill	109,278	59,257	76,765	49,150	45,585	116,569	89,770	87,545	79,008	-11.99%
Recycling	861,454	841,856	908,346	888,246	705,681	669,627	694,222	692,222	714,725	2.95%
Total	\$ 3,264,140	\$ 3,210,834	\$ 3,304,912	\$ 3,296,393	\$ 2,851,099	\$ 2,871,649	\$ 2,929,888	\$ 2,905,472	\$ 2,994,819	2.22%
	2013		2014		2015		2016	2016	2017	2016 Adopted vs
	Adopted		Adopted		Adopted		Adopted	Projected	Executive	2017 Executive
Miscellaneous Expenditures	Budget	2013 Actual	Budget	2014 Actual	Budget	2015 Actual	Budget	Actual	Budget	Budgets
Property, Liability & Work Comp Insurance	\$ 962,497	\$ 1,049,938	\$ 1,176,711	\$ 1,183,160	\$ 1,254,673	\$ 1,353,969	\$ 1,352,125	\$ 1,371,550	\$ 1,403,922	3.83%
Unallocated Employee Benefits	673,323	797,431	835,390	789,672	866,254	784,869	812,913	774,030	819,481	0.81%
Assessment Refunds	25,000	50,130	25,000	82,195	40,000	16,174	40,000	126,791	40,000	0.00%
Bad Debt Expense	20,000	73,897	20,000	51,852	20,000	31,517	20,000	17,289	20,000	0.00%
Contingency	125,000	-	163,800	16,000	100,000	-	115,000	-	115,000	0.00%
Transfer to Special Revenue	15,000	15,000	15,000	15,000	15,000	15,000	15,000	15,000	15,000	0.00%
Transfer to Cap Proj - Muni Impr (Fund 0420)	-	696,000	-	-	-	-	-	-	-	0.00%
Transfer to Cap Proj - Fleet (Fund 0430)	-	-	-	-	-	-	-	-	1,038,728	100.00%
Transfer to Enterprise - Cemetery (Fund 0604)	-	-	-	-	-	-	-	-	88,661	100.00%
Transfer to Enterprise - Transit (Fund 0607)	151,911	151,911	112,000	168,369	-	-	-	-	1,206,508	100.00%
Total	\$ 1,972,731	\$ 2,834,307	\$ 2,347,901	\$ 2,306,248	\$ 2,295,927	\$ 2,201,529	\$ 2,355,038	\$ 2,304,660	\$ 4,747,300	101.58%
Total Expenditures	\$ 58,120,228	\$ 59,114,100	\$ 59,247,865	\$ 59,577,954	\$ 60,602,853	\$ 59,150,528	\$ 61,148,159	\$ 60,165,856	\$ 64,975,755	6.26%

Other Funds receiving Levy Support

	2013		2014		2015		2016	2016	2017	2016 Adopted vs
	Adopted		Adopted		Adopted		Adopted	Projected	Executive	2017 Executive
<i>Debt Service - Fund 300</i>	Budget	2013 Actual	Budget	2014 Actual	Budget	2015 Actual	Budget	Actual	Budget	Budgets
Levy	\$ 10,028,587	\$ 10,028,587	\$ 9,950,000	\$ 9,950,000	\$ 10,100,295	\$ 10,100,295	\$ 10,850,217	\$ 10,850,217	\$ 12,669,544	16.77%
Non-Levy Revenues	32,000	10,763	27,066	325,172	10,000	4,582,175	5,000	5,000	5,000	0.00%
Expenditures	(9,688,563)	(9,540,219)	(9,781,038)	(9,778,546)	(10,124,238)	(13,841,620)	(11,721,378)	(17,429,772)	(17,682,927)	50.86%
Other Financing Sources (Uses)	-	(147,034)	-	-	-	-	760,000	7,259,440	5,216,383	586.37%
Transfers In (Out)	(372,024)	(372,024)	(314,319)	(314,319)	(306,024)	(306,024)	(266,218)	(266,218)	(208,000)	-21.87%
Total Increase (Decrease) in Fund Balance	\$ -	\$ (19,927)	\$ (118,291)	\$ 182,307	\$ (319,967)	\$ 534,826	\$ (372,379)	\$ 418,667	\$ -	-100.00%

	2013		2014		2015		2016	2016	2017	2016 Adopted vs
	Adopted		Adopted		Adopted		Adopted	Projected	Executive	2017 Executive
<i>Municipal Improvements (CIP) - Fund 420</i>	Budget	2013 Actual	Budget	2014 Actual	Budget	2015 Actual	Budget	Actual	Budget	Budgets
Levy							\$ 391,010	\$ 391,010	\$ -	-100.00%
Non-Levy Revenues							1,313,829	5,166,006	7,540,550	473.94%
Expenditures							(1,704,839)	(2,541,991)	(7,540,550)	342.30%
Total Increase (Decrease) in Fund Balance							\$ -	\$ 3,015,025	\$ -	0.00%

	2013		2014		2015		2016	2016	2017	2016 Adopted vs
	Adopted		Adopted		Adopted		Adopted	Projected	Executive	2017 Executive
<i>Equipment Revolving (CIP) - Fund 430</i>	Budget	2013 Actual	Budget	2014 Actual	Budget	2015 Actual	Budget	Actual	Budget	Budgets
Levy	\$ 362,365	\$ 362,365	\$ 447,565	\$ 447,565	\$ 655,530	\$ 655,530	\$ 1,123,700	\$ 1,123,700	\$ -	-100.00%
General Fund Transfer (Levy)	-	-	-	-	-	-	-	-	1,038,728	100.00%
Non-Levy Revenues	1,260,005	1,386,562	1,559,600	1,549,579	948,075	1,779,041	1,186,550	1,599,704	2,953,902	148.95%
Expenditures	(1,622,370)	(1,471,290)	(2,007,165)	(1,666,883)	(1,603,605)	(2,875,791)	(2,310,250)	(2,804,987)	(3,992,630)	72.82%
Total Increase (Decrease) in Fund Balance	\$ -	\$ 277,637	\$ -	\$ 330,261	\$ -	\$ (441,220)	\$ -	\$ (81,583)	\$ -	0.00%

	2013		2014		2015		2016	2016	2017	2016 Adopted vs
	Adopted		Adopted		Adopted		Adopted	Projected	Executive	2017 Executive
<i>Cemetery - Fund 604</i>	Budget	2013 Actual	Budget	2014 Actual	Budget	2015 Actual	Budget	Actual	Budget	Budgets
Levy					\$ 88,661	\$ 88,661	\$ 88,661	\$ 88,661	\$ -	-100.00%
General Fund Transfer (Levy)					-	-	-	-	88,661	100.00%
Non-Levy Revenues					615,524	567,961	638,118	604,868	577,575	-9.49%
Expenditures					(712,185)	(658,775)	(724,680)	(648,987)	(681,954)	-5.90%
Other Financing Sources (Uses)					-	-	-	-	-	0.00%
Total Increase (Decrease) in Net Position					\$ (8,000)	\$ (2,153)	\$ 2,099	\$ 44,542	\$ (15,718)	-848.83%

	2013		2014		2015		2016	2016	2017	2016 Adopted vs
	Adopted		Adopted		Adopted		Adopted	Projected	Executive	2017 Executive
<i>Transit - Fund 607</i>	Budget	2013 Actual	Budget	2014 Actual	Budget	2015 Actual	Budget	Actual	Budget	Budgets
Levy	\$ 1,406,095	\$ 1,000,161	\$ 1,406,095	\$ 889,685	\$ 1,206,335	\$ 998,740	\$ 1,206,508	\$ 1,206,508	\$ -	-100.00%
General Fund Transfer (Levy)	-	-	-	-	-	-	-	-	1,206,508	100.00%
Non-Levy Revenues	8,400,580	-	8,161,112	-	8,231,355	-	8,400,067	8,400,067	8,196,837	-2.42%
Expenditures	(10,906,675)	-	(10,542,207)	-	(10,412,690)	-	(10,581,798)	(10,581,798)	(10,523,345)	-0.55%
Total (should be depreciation)	\$ (1,100,000)	\$ 1,000,161	\$ (975,000)	\$ 889,685	\$ (975,000)	\$ 998,740	\$ (975,223)	\$ (975,223)	\$ (1,120,000)	14.85%

	2013		2014		2015		2016	2016	2017	2016 Adopted vs
	Adopted	2013 Actual	Adopted	2014 Actual	Adopted	2015 Actual	Adopted	Projected	Executive	2017 Executive
Levy Summary	Budget		Budget		Budget		Budget	Actual	Budget	Budgets
General - Fund 100	\$ 40,679,396	\$ 41,146,825	\$ 42,125,938	\$ 42,527,442	\$ 43,354,646	\$ 43,620,401	\$ 43,398,934	\$ 43,502,871	\$ 46,767,819	7.76%
Less: Other Taxes	(795,745)	(857,240)	(830,771)	(915,625)	(859,073)	(917,234)	(897,952)	(891,166)	(840,372)	-6.41%
General - Fund 100 - Levy only	39,883,651	40,289,585	41,295,167	41,611,817	42,495,573	42,703,167	42,500,982	42,611,705	45,927,447	8.06%
Debt Service - Fund 300	10,028,587	10,028,587	9,950,000	9,950,000	10,100,295	10,100,295	10,850,217	10,850,217	12,669,544	16.77%
Municipal Improvements (CIP) - Fund 420	-	-	-	-	-	-	391,010	391,010	-	-100.00%
Equipment Revolving (CIP) - Fund 430	362,365	362,365	447,565	447,565	655,530	655,530	1,123,700	1,123,700	-	-100.00%
Cemetery - Fund 604	-	-	-	-	88,661	88,661	88,661	88,661	-	-100.00%
Transit - Fund 607	1,406,095	1,000,161	1,406,095	889,685	1,206,335	998,740	1,206,508	1,206,508	-	-100.00%
Total Levy	\$ 51,680,698	\$ 51,680,698	\$ 53,098,827	\$ 52,899,067	\$ 54,546,394	\$ 54,546,393	\$ 56,161,078	\$ 56,271,801	\$ 58,596,991	4.34%

As of 9-20-2016

City of Waukesha Outstanding Debt as of 12/31/16

Outstanding General Obligation Debt		
		Amount
Description	Issue Date	Outstanding
General Obligation Debt	2007	\$ 855,000
General Obligation Debt	2009	3,455,000
General Obligation Debt	2010	19,090,000
General Obligation Debt	2011	2,650,000
General Obligation Debt	2012	13,020,000
General Obligation Debt	2013	12,435,000
General Obligation Debt	2014	15,151,572
General Obligation Debt	2015	23,300,000
General Obligation Debt	2016	29,970,000
Total General Obligation Debt		\$ 119,926,572
Equalized Value of the City		\$ 5,877,157,700
Statutory Limitation Percentage		X 5%
General Obligation Debt Limitations (per Wisconsin Statute 67.03)		293,857,885
Less: Total Outstanding Debt		(119,926,572)
		\$ 173,931,313

Revenue Debt		
		Amount
Description	Issue Date	Outstanding
Revenue Debt	2014	\$ 7,055,000
Revenue Debt	2016	3,610,000
TOTAL Revenue Debt (1)		\$ 10,665,000

Clean Water Fund Loan		
		Amount
Description	Issue Date	Outstanding
Clean Water Fund Loan Phase I	2014	\$ 25,286,692
Clean Water Fund Loan Phase II	2015	14,424,877
Total Clean Water Fund Loan (1) (2)		\$ 39,711,569


(1) The Revenue Debt and Clean Water Fund Loan are payable only from the income and revenues derived from the operations of the Sewer Utility. This debt does not constitute an indebtedness of the City within the meaning of any constitutional or statutory debt limitation or provision.

(2) Clean Water Fund Loan amounts outstanding are as of 9/20/16. This is the most up to date information as of the creation of this report.

General Fund

The General Fund is the primary operating fund of a governmental unit. This fund is used to account for general operations and activities not requiring the use of other funds. Many of the usual, day-to-day activities of a municipality are supported by the General Fund.





GENERAL FUND REVENUES

- Taxes
- Intergovernmental Revenues
- License & Permits
- Penalties & Forfeitures
- Public Charges for Service
- Interdepartmental Charges
- Miscellaneous Revenue
- Transfers from Other Funds

City of Waukesha - 2017 Annual Operating Budget

0100 General Fund	2014 Actuals	2015 Actuals	2016 Orig Bud	2016 Actuals	2016 Projected	2017 Proposed	PCT Change 2016-
1210 Municipal Court	(855,965.41)	(878,484.79)	(880,500.00)	(488,704.75)	(827,948.00)	(880,000.00)	-0.1%
1210 44110 Muni Court Fines And Costs	(228,769.01)	(250,250.45)	(225,000.00)	(115,063.32)	(188,000.00)	(225,000.00)	0.0%
1210 44130 Circ Court Fines And Costs	(5,707.38)	(4,873.16)	(5,500.00)	(3,273.35)	(4,580.00)	(5,000.00)	-9.1%
1210 44190 Other Fines And Forfeitures	(621,489.02)	(623,361.18)	(650,000.00)	(370,368.08)	(635,368.00)	(650,000.00)	0.0%
1310 Mayor's Office	(8,400.00)	0.00	(6,000.00)	(3,524.00)	(9,524.00)	(6,000.00)	0.0%
1310 47440 Accounting Services	(8,400.00)	0.00	(6,000.00)	0.00	(6,000.00)	(6,000.00)	0.0%
1310 48413 Donations - Celebrate Waukesha	0.00	0.00	0.00	(3,524.00)	(3,524.00)	0.00	0.0%
1330 City Administrator	(4,945.00)	0.00	(9,500.00)	(1,556.07)	(10,991.00)	(9,500.00)	0.0%
1330 47440 Accounting Services	(4,945.00)	0.00	(9,500.00)	0.00	(9,500.00)	(9,500.00)	0.0%
1330 48400 Other Miscellaneous Revenues	0.00	0.00	0.00	(1,556.07)	(1,491.00)	0.00	0.0%
1410 City Clerk	(167,731.66)	(185,087.46)	(155,000.00)	(170,155.95)	(173,000.00)	(153,000.00)	-1.3%
1410 43110 License-Liquor & Malt Bev	(71,338.50)	(73,289.32)	(74,500.00)	(74,018.00)	(75,000.00)	(75,000.00)	0.7%
1410 43111 License- Liquor & Malt Reserve	(10,000.00)	(30,000.00)	(10,000.00)	(20,000.00)	(20,000.00)	0.00	-100.0%
1410 43120 License-Business & Occupatio	(72,971.00)	(68,789.00)	(58,000.00)	(63,871.00)	(65,000.00)	(65,000.00)	12.1%
1410 43160 License-Cigarette Vendors	(6,000.00)	(5,500.00)	(5,500.00)	(5,500.00)	(5,500.00)	(5,500.00)	0.0%
1410 45110 Clerks Fees	(7,422.16)	(7,509.14)	(7,000.00)	(6,766.95)	(7,500.00)	(7,500.00)	7.1%
1420 Elections	(11,600.00)	(900.00)	0.00	0.00	0.00	0.00	0.0%
1420 42495 Other State Grants	(11,600.00)	(900.00)	0.00	0.00	0.00	0.00	0.0%
1430 Human Resources/Admin	(13,608.00)	(19,990.26)	(19,944.00)	(10,514.00)	(18,024.00)	0.00	-100.0%
1430 45140 Personnel Fees	0.00	(46.26)	0.00	0.00	0.00	0.00	0.0%
1430 47440 Accounting Services	(13,608.00)	(19,944.00)	(19,944.00)	(10,514.00)	(18,024.00)	0.00	-100.0%
1431 Labor Relations	0.00	0.00	0.00	0.00	0.00	0.00	0.0%
1433 Payroll	(2,892.00)	(2,592.00)	(2,592.00)	(1,841.00)	(3,156.00)	0.00	-100.0%
1433 47440 Accounting Services	(2,892.00)	(2,592.00)	(2,592.00)	(1,841.00)	(3,156.00)	0.00	-100.0%
1510 Finance/Administration	(4,690,021.77)	(4,712,513.84)	(4,240,628.00)	(4,136,808.43)	(4,287,052.00)	(1,793,628.00)	-57.7%
1510 41150 Taxes - Managed Forest Land	0.00	(7.80)	0.00	(25.16)	(25.00)	0.00	0.0%
1510 41310 Tax Equiv-Municipal Utility	(59.69)	(59.69)	0.00	(59.69)	(60.00)	0.00	0.0%
1510 41320 Tax Equiv-Housing Authority	(112,908.40)	(113,546.47)	(103,000.00)	0.00	(108,000.00)	0.00	-100.0%
1510 41900 Other Taxes	0.00	0.00	0.00	(2,772.00)	(2,772.00)	0.00	0.0%
1510 42210 State Shared Revenues	(427,109.99)	(496,695.70)	(58,074.00)	(58,074.00)	(58,074.00)	0.00	-100.0%
1510 42405 State Aid - Exempt Computer	(281,763.00)	(230,915.00)	(230,000.00)	(263,173.00)	(263,173.00)	0.00	-100.0%
1510 42485 Expenditure Restraint	(1,937,813.86)	(1,947,422.92)	(1,968,006.00)	(1,968,006.97)	(1,968,007.00)	0.00	-100.0%

City of Waukesha - 2017 Annual Operating Budget

0100 General Fund	2014 Actuals	2015 Actuals	2016 Orig Bud	2016 Actuals	2016 Projected	2017 Proposed	PCT Change 2016-
1510 45150 Accounting Fees	(1,806.00)	(1,805.00)	0.00	(936.00)	0.00	0.00	0.0%
1510 46110 Spec Assessment-Deferred	(7,313.05)	(1,371.42)	0.00	0.00	0.00	0.00	0.0%
1510 47440 Accounting Services	(98,532.00)	(100,692.00)	(99,912.00)	(60,821.00)	(104,000.00)	0.00	-100.0%
1510 48183 Interest - Gen Fund Adv	(29,750.93)	(10,108.16)	(6,822.00)	(6,822.57)	(6,823.00)	0.00	-100.0%
1510 48470 Sales Tax Discount	(242.25)	(216.21)	0.00	(164.17)	(164.00)	0.00	0.0%
1510 48490 Miscellaneous Revenues	(2,490.14)	(1,080.04)	0.00	(1,139.87)	(1,140.00)	0.00	0.0%
1510 49220 Transfers From Special Rev F	0.00	(32,083.43)	0.00	0.00	0.00	0.00	0.0%
1510 49260 Transfers From Enterprise Fu	(1,790,232.46)	(1,776,510.00)	(1,774,814.00)	(1,774,814.00)	(1,774,814.00)	(1,793,628.00)	1.1%
1540 Assessor	(44,393.32)	(23,221.89)	(31,200.00)	(20,846.99)	(23,250.00)	(25,200.00)	-19.2%
1540 43510 Property Tax Exemption Fee	(1,103.98)	(50.00)	(1,200.00)	(1,175.00)	(1,250.00)	(200.00)	-83.3%
1540 45154 Assessors Fees	(43,289.34)	(23,171.89)	(30,000.00)	(19,671.99)	(22,000.00)	(25,000.00)	-16.7%
1560 Treasurer	(42,146,341.26)	(43,077,664.39)	(43,082,007.00)	(42,932,761.44)	(43,100,269.00)	(43,117,755.00)	0.1%
1560 41110 Taxes-R.E. & P.P	(41,611,817.15)	(42,703,167.23)	(42,500,982.00)	(42,500,982.00)	(42,611,705.00)	(42,800,000.00)	0.7%
1560 41111 Taxes-Omitted Assessments	(51,891.50)	(12,739.27)	(25,000.00)	(1,308.97)	(1,309.00)	(1,500.00)	-94.0%
1560 41112 Taxes-Delinquent Fees/Penalt	(145,240.04)	(145,992.48)	(150,000.00)	(120,790.68)	(120,000.00)	(120,000.00)	-20.0%
1560 41118 Delinquent Taxes - Pre 2011	(6,631.01)	(7,433.48)	(3,500.00)	(4,310.60)	(5,000.00)	(3,500.00)	0.0%
1560 41119 Taxes-Prior Year Delinquent	(10,568.78)	(9,779.29)	(10,000.00)	(21,524.59)	(20,000.00)	(20,000.00)	100.0%
1560 41140 Taxes - Mobile Home Parking	(15,014.02)	(14,086.50)	(14,000.00)	(9,352.09)	(14,000.00)	(14,000.00)	0.0%
1560 43180 License-Dog	(13,199.36)	(9,379.07)	(12,000.00)	(10,758.77)	(12,000.00)	(12,000.00)	0.0%
1560 43185 License-Cat	(2,185.00)	(2,125.00)	(2,000.00)	(1,335.00)	(2,000.00)	(2,000.00)	0.0%
1560 45120 Treasurers Fees	(6,839.90)	(6,544.35)	(6,500.00)	(5,901.60)	(6,200.00)	(6,200.00)	-4.6%
1560 45170 Sale Of Maps	(96.74)	(150.12)	(25.00)	(59.41)	(55.00)	(55.00)	120.0%
1560 45180 Special Assessment Search Fe	(9,160.00)	(9,655.00)	(8,000.00)	(8,230.00)	(8,000.00)	(8,500.00)	6.3%
1560 48110 Interest On Investments	(274,470.87)	(183,017.86)	(250,000.00)	(391,030.99)	(420,000.00)	(250,000.00)	0.0%
1560 48111 Unrealized Gain/(Loss) on B	773.11	26,513.71	(100,000.00)	109,968.72	120,000.00	120,000.00	-220.0%
1560 48112 Investment Fees	0.00	0.00	0.00	32,856.71	0.00	0.00	0.0%
1560 48490 Miscellaneous Revenues	0.00	(108.45)	0.00	(1.55)	0.00	0.00	0.0%
1560 48920 Minor Amount W/Off-Fin Chrge	0.00	0.00	0.00	(0.62)	0.00	0.00	0.0%
1570 Accounting and Budget	(7,634.38)	2,200.24	0.00	(1.00)	(1.00)	0.00	0.0%
1570 48490 Miscellaneous Revenues	(7,634.38)	2,200.24	0.00	(1.00)	(1.00)	0.00	0.0%
1610 Attorney's Office	(787.10)	(1,185.98)	(1,000.00)	(641.35)	(1,000.00)	(1,000.00)	0.0%
1610 47465 Attorney	(787.10)	(1,185.98)	(1,000.00)	(641.35)	(1,000.00)	(1,000.00)	0.0%
1720 Planning Department	(180,938.27)	(153,465.74)	(137,340.00)	(108,449.22)	(157,823.00)	(101,900.00)	-25.8%
1720 45910 TIF Application Fees	(500.00)	(1,000.00)	(1,500.00)	0.00	(1,000.00)	(1,500.00)	0.0%
1720 45920 Zoning/Planning Fees	(46,876.30)	(46,680.19)	(57,000.00)	(28,557.46)	(39,106.00)	(46,000.00)	-19.3%

City of Waukesha - 2017 Annual Operating Budget

0100 General Fund	2014 Actuals	2015 Actuals	2016 Orig Bud	2016 Actuals	2016 Projected	2017 Proposed	PCT Change 2016-
1720 45921 Signs-Permanent	(4,134.97)	(4,480.00)	(3,840.00)	(3,040.00)	(4,045.00)	(4,400.00)	14.6%
1720 47410 Planning Fees	(129,427.00)	(101,305.55)	(75,000.00)	(36,821.76)	(73,642.00)	(50,000.00)	-33.3%
1720 48330 Sale of City Property	0.00	0.00	0.00	(40,030.00)	(40,030.00)	0.00	0.0%
1722 Redevelopment Authority	0.00	0.00	0.00	0.00	0.00	0.00	0.0%
1730 Landmarks Commission	(12,506.35)	(462.35)	(500.00)	(450.00)	(500.00)	(500.00)	0.0%
1730 42480 State Aid-Comm Development	(12,000.00)	0.00	0.00	0.00	0.00	0.00	0.0%
1730 45160 Planning Fees	(345.00)	(300.00)	(350.00)	(450.00)	(500.00)	(350.00)	0.0%
1730 48490 Miscellaneous Revenues	(161.35)	(162.35)	(150.00)	0.00	0.00	(150.00)	0.0%
1790 Tourism	(573,311.86)	(613,589.15)	(592,452.00)	(455,750.76)	(620,000.00)	0.00	-100.0%
1790 41210 Use Tax-Motel Rooms	(573,311.86)	(613,589.15)	(592,452.00)	(455,750.76)	(620,000.00)	0.00	-100.0%
1810 City Hall	0.00	0.00	0.00	0.00	0.00	0.00	0.0%
1890 Rental Properties	(33,789.45)	(35,111.00)	(35,500.00)	(36,489.53)	(36,490.00)	0.00	-100.0%
1890 48210 Rentals/Leases	(33,789.45)	(35,111.00)	(35,500.00)	(36,489.53)	(36,490.00)	0.00	-100.0%
1915 Information Technology	(1,083,067.85)	(1,025,299.28)	(1,091,882.00)	(616,566.62)	(1,098,402.00)	(1,079,250.00)	-1.2%
1915 43410 CATV Franchise Fee	(946,764.35)	(971,683.34)	(950,000.00)	(473,254.01)	(953,491.00)	(950,000.00)	0.0%
1915 47450 I/S Services-Other Municipal	(135,221.87)	(147.01)	(21,519.00)	0.00	0.00	0.00	-100.0%
1915 47452 I/S Services-Prop Funds	0.00	(52,898.00)	(120,363.00)	(142,972.72)	(144,911.00)	(129,250.00)	7.4%
1915 48490 Miscellaneous Revenues	(1,081.63)	(570.93)	0.00	(339.89)	0.00	0.00	0.0%
1916 Citywide I.S. Services	0.00	(92,594.00)	(20,982.00)	(50,738.21)	(50,735.00)	(101,200.00)	382.3%
1916 47450 I/S Services-Other Municipal	0.00	0.00	(2,475.00)	(11,443.79)	(11,440.00)	(11,400.00)	360.6%
1916 47452 I/S Services-Prop Funds	0.00	(92,594.00)	(18,507.00)	(39,294.42)	(39,295.00)	(89,800.00)	385.2%
2110 Police Administration	(246,742.68)	(229,439.28)	(216,768.00)	(194,756.19)	(214,099.00)	(215,068.00)	-0.8%
2110 42610 State Payments-City Services	(139,060.11)	(128,345.09)	(128,468.00)	(127,638.76)	(127,639.00)	(128,468.00)	0.0%
2110 43170 License-Bicycle	(230.00)	(155.00)	(400.00)	(110.00)	(110.00)	(150.00)	-62.5%
2110 43295 Permit - Solicitor	(2,415.00)	(2,485.00)	(2,500.00)	(2,520.00)	(2,500.00)	(2,500.00)	0.0%
2110 44190 Other Fines And Forfeitures	(80.69)	(151.80)	(100.00)	0.00	(100.00)	(100.00)	0.0%
2110 45210 Police Department Fees	(52,397.17)	(51,042.37)	(45,000.00)	(34,808.23)	(45,000.00)	(45,000.00)	0.0%
2110 45230 False Alarm Fees	(33,960.75)	(29,798.50)	(30,000.00)	(18,614.16)	(25,000.00)	(25,000.00)	-16.7%
2110 48120 Interest On Special Assessme	(233.53)	(442.15)	(300.00)	0.00	(200.00)	(300.00)	0.0%
2110 48330 Sale of City Property	(1,873.30)	(1,609.63)	(1,800.00)	(878.63)	(1,500.00)	(1,500.00)	-16.7%
2110 48410 Private Donations-Lighted Do	(200.00)	(10.00)	(200.00)	0.00	(50.00)	(50.00)	-75.0%
2110 48440 Ins Recoveries Prop Damage	(7,698.21)	(15,399.74)	(8,000.00)	(10,186.41)	(12,000.00)	(12,000.00)	50.0%

City of Waukesha - 2017 Annual Operating Budget

0100 General Fund	2014 Actuals	2015 Actuals	2016 Orig Bud	2016 Actuals	2016 Projected	2017 Proposed	PCT Change 2016-
2110 48490 Miscellaneous Revenues	(8,593.92)	0.00	0.00	0.00	0.00	0.00	0.0%
2111 Police Training	(17,120.00)	(16,960.00)	(16,960.00)	0.00	(16,960.00)	(16,960.00)	0.0%
2111 42420 State Aid-Law Enforcement	(17,120.00)	(16,960.00)	(16,960.00)	0.00	(16,960.00)	(16,960.00)	0.0%
2120 Police Community Relations	0.00	0.00	0.00	0.00	0.00	0.00	0.0%
2130 Police Patrol	(126,982.04)	(120,773.69)	(105,750.00)	(102,772.20)	(102,926.00)	(113,100.00)	7.0%
2130 42320 Fed Grant-Law Enforcement	(10,034.75)	(2,446.25)	0.00	(392.50)	(392.00)	(10,000.00)	0.0%
2130 42425 State Grant - Law Enforcement	(40,091.72)	(27,622.44)	(15,000.00)	(11,258.91)	(11,259.00)	(12,000.00)	-20.0%
2130 42930 Schools-Reimbursement	(75,000.00)	(90,000.00)	(90,000.00)	(90,000.00)	(90,000.00)	(90,000.00)	0.0%
2130 48410 Donations-Honor Guard	(1,594.30)	(175.00)	0.00	(25.00)	(75.00)	(100.00)	0.0%
2130 48490 Miscellaneous Revenues	(261.27)	(530.00)	(750.00)	(1,095.79)	(1,200.00)	(1,000.00)	33.3%
2140 Police Investigations CID	0.00	(10,604.75)	0.00	(7,352.56)	(7,352.00)	0.00	0.0%
2140 42395 Fed Aid - OCDEF	0.00	(10,604.75)	0.00	(7,352.56)	(7,352.00)	0.00	0.0%
2151 Police Support Dispatch	0.00	0.00	0.00	0.00	0.00	0.00	0.0%
2153 Police Support Pistol Range	0.00	0.00	0.00	0.00	0.00	0.00	0.0%
2210 Fire Administration	(304,689.74)	(281,935.74)	(279,174.00)	(300,106.35)	(300,686.00)	(293,800.00)	5.2%
2210 42220 St Shared Tax-Fire Insurance	(201,456.74)	(190,944.98)	(185,000.00)	(206,610.88)	(206,611.00)	(200,000.00)	8.1%
2210 42610 State Payments-City Services	(97,499.85)	(87,493.12)	(92,674.00)	(92,075.81)	(92,075.00)	(92,000.00)	-0.7%
2210 45220 Fire Department Fees	(4,617.70)	(3,497.64)	(1,500.00)	(1,419.66)	(2,000.00)	(1,800.00)	20.0%
2210 48440 Ins Recoveries Prop Damage	(765.45)	0.00	0.00	0.00	0.00	0.00	0.0%
2210 48490 Miscellaneous Revenues	(350.00)	0.00	0.00	0.00	0.00	0.00	0.0%
2211 Fire Suppression	(188,518.00)	(152,131.60)	(138,200.00)	(105,463.99)	(142,200.00)	(139,700.00)	1.1%
2211 42350 Fed Grant - FEMA Public Safety	0.00	(3,992.80)	0.00	0.00	0.00	0.00	0.0%
2211 42775 County Wide Hazmat	(144,746.00)	(95,200.00)	(95,200.00)	(95,200.00)	(95,200.00)	(95,200.00)	0.0%
2211 45250 HAZ MAT Incident Fees	0.00	(1,816.80)	0.00	(7,244.99)	(3,000.00)	0.00	0.0%
2211 45255 Technical Rescue Service Fee	(43,772.00)	(45,582.00)	(43,000.00)	(1,519.00)	(44,000.00)	(44,500.00)	3.5%
2211 48410 Private Donations	0.00	(5,540.00)	0.00	0.00	0.00	0.00	0.0%
2211 48490 Miscellaneous Revenues	0.00	0.00	0.00	(1,500.00)	0.00	0.00	0.0%
2212 Fire Prevention	(222,913.92)	(220,077.00)	(223,600.00)	(26,984.75)	(214,986.00)	(214,840.00)	-3.9%
2212 43290 Permit-Other	(435.50)	(1,825.00)	(600.00)	(560.00)	(840.00)	(840.00)	40.0%
2212 43320 Fuel Tank Inspection Fee	(10,943.50)	(11,390.00)	(11,000.00)	(11,866.00)	(11,146.00)	(11,000.00)	0.0%
2212 45280 Safety Inspection Fees	(185,075.00)	(181,212.00)	(185,000.00)	0.00	(185,000.00)	(185,000.00)	0.0%

City of Waukesha - 2017 Annual Operating Budget

0100 General Fund	2014 Actuals	2015 Actuals	2016 Orig Bud	2016 Actuals	2016 Projected	2017 Proposed	PCT Change 2016-
2212 45290 Sprinkler Inspection Fees	(26,445.00)	(25,650.00)	(27,000.00)	(14,558.75)	(18,000.00)	(18,000.00)	-33.3%
2212 48120 Interest On Special Assessme	(14.92)	0.00	0.00	0.00	0.00	0.00	0.0%
2213 Fire EMS	(1,181,654.17)	(1,796,139.18)	(2,007,500.00)	(1,103,209.41)	(1,945,991.00)	(2,007,500.00)	0.0%
2213 42490 State Aid-EMS Funding Assistan	(12,527.12)	(9,991.37)	(7,500.00)	(11,436.91)	(9,991.00)	(7,500.00)	0.0%
2213 45240 Ambulance Fee- Non-Resident	(205,689.60)	(326,987.77)	(400,000.00)	(324,670.21)	(436,000.00)	(400,000.00)	0.0%
2213 45241 Ambulance Fee-Resident	(962,044.55)	(1,459,160.04)	(1,600,000.00)	(766,521.93)	(1,500,000.00)	(1,600,000.00)	0.0%
2213 48440 Ins Recoveries Prop Damage	(1,392.90)	0.00	0.00	(580.36)	0.00	0.00	0.0%
2214 Fire Ems	0.00	(50.00)	0.00	0.00	0.00	0.00	0.0%
2214 45241 Ambulance Fee-Resident	0.00	(50.00)	0.00	0.00	0.00	0.00	0.0%
2215 County Hazmat Service	0.00	0.00	0.00	0.00	0.00	0.00	0.0%
2310 Building Inspections	(840,847.47)	(934,211.26)	(797,300.00)	(620,682.96)	(839,210.00)	(870,571.00)	9.2%
2310 43130 License-Electrical	0.00	0.00	0.00	(80.00)	0.00	0.00	0.0%
2310 43140 License-Heating	(5,010.00)	(6,550.00)	(4,000.00)	(1,830.00)	(3,051.00)	(4,870.00)	21.8%
2310 43210 Permit-Building & Constructio	(535,172.91)	(522,932.22)	(482,000.00)	(314,537.29)	(426,140.00)	(494,748.00)	2.6%
2310 43220 Permit-Electrical	(116,720.01)	(144,518.70)	(120,000.00)	(111,154.00)	(152,160.00)	(137,800.00)	14.8%
2310 43230 Permit Plumbing	(82,887.60)	(97,522.10)	(83,500.00)	(68,872.00)	(93,212.00)	(91,207.00)	9.2%
2310 43240 Permit-Heating/Cooling	(92,518.38)	(139,286.01)	(96,500.00)	(97,243.61)	(129,737.00)	(121,513.00)	25.9%
2310 43290 Permit-Other	(780.00)	(1,040.00)	(800.00)	(910.00)	(977.00)	(932.00)	16.5%
2310 45310 Inspection Fees	(7,523.82)	(21,825.07)	(10,500.00)	(21,279.14)	(29,156.00)	(19,501.00)	85.7%
2310 48120 Interest On Special Assessme	(234.75)	(537.16)	0.00	0.00	0.00	0.00	0.0%
2310 48440 Ins Recoveries Prop Damage	0.00	0.00	0.00	(4,776.92)	(4,777.00)	0.00	0.0%
2410 Emergency Government	0.00	0.00	0.00	0.00	0.00	0.00	0.0%
2930 Police Reserve	0.00	0.00	0.00	0.00	0.00	0.00	0.0%
2950 Weights and Measures	(18,267.71)	(18,687.64)	(18,400.00)	0.00	(18,400.00)	0.00	-100.0%
2950 45260 Weights & Measures Insp Fee	(17,997.37)	(18,398.98)	(18,400.00)	0.00	(18,400.00)	0.00	-100.0%
2950 48120 Interest On Special Assessme	(270.34)	(288.66)	0.00	0.00	0.00	0.00	0.0%
3290 DPW/Engineering Division	(1,041,290.23)	(858,371.60)	(866,500.00)	(182,017.35)	(919,438.00)	(866,500.00)	0.0%
3290 43290 Permit-Other	(6,153.23)	(9,120.99)	(6,500.00)	(8,610.01)	(7,000.00)	(6,500.00)	0.0%
3290 43310 Erosion Control Inspection F	(17,759.05)	(13,541.90)	(10,000.00)	(8,169.20)	(10,500.00)	(10,000.00)	0.0%
3290 45320 Engineering Fees	(135,966.96)	(140,109.58)	(50,000.00)	(75,290.42)	(100,000.00)	(50,000.00)	0.0%
3290 45325 GIS Fees	(47.57)	0.00	0.00	0.00	0.00	0.00	0.0%
3290 47420 Engineering Services	(881,183.42)	(695,599.13)	(800,000.00)	(86,799.55)	(800,000.00)	(800,000.00)	0.0%

City of Waukesha - 2017 Annual Operating Budget

0100 General Fund	2014 Actuals	2015 Actuals	2016 Orig Bud	2016 Actuals	2016 Projected	2017 Proposed	PCT Change 2016-
3290 47452 I/S Services-Prop Funds	0.00	0.00	0.00	(1,938.00)	(1,938.00)	0.00	0.0%
3290 48440 Ins Recoveries Prop Damage	0.00	0.00	0.00	(1,210.17)	0.00	0.00	0.0%
3290 48490 Miscellaneous Revenues	(180.00)	0.00	0.00	0.00	0.00	0.00	0.0%
3310 DPW/Street Maint Division	(2,625,609.77)	(2,831,339.05)	(3,061,300.00)	(2,298,191.14)	(3,065,392.00)	(3,000.00)	-99.9%
3310 42230 St Shared Tax-Hwy Construction	(2,547,201.94)	(2,751,853.81)	(2,988,300.00)	(2,240,127.09)	(2,986,836.00)	0.00	-100.0%
3310 42430 State Aid-Local Transportation	(75,269.73)	(75,777.44)	(70,000.00)	(56,668.05)	(75,556.00)	0.00	-100.0%
3310 45410 Public Works Fees	(2,987.00)	(3,646.50)	(3,000.00)	(1,396.00)	(3,000.00)	(3,000.00)	0.0%
3310 48120 Interest On Special Assessme	(151.10)	(61.30)	0.00	0.00	0.00	0.00	0.0%
3320 Snow & Ice Removal	(13,405.08)	(8,649.61)	(10,000.00)	(17,775.83)	(20,000.00)	(10,000.00)	0.0%
3320 45420 Snow And Ice Control	(12,459.58)	(8,169.09)	(10,000.00)	(17,775.83)	(20,000.00)	(10,000.00)	0.0%
3320 48120 Interest On Special Assessme	(945.50)	(480.52)	0.00	0.00	0.00	0.00	0.0%
3330 Fleet Maintenance	(26,242.13)	(35,158.25)	(35,000.00)	(19,566.63)	(28,000.00)	(12,000.00)	-65.7%
3330 47430 Force Charges - Vehicle Maint	(26,242.13)	(35,158.25)	(35,000.00)	(19,566.63)	(28,000.00)	(12,000.00)	-65.7%
3390 General Public Works	(193,779.33)	(101,632.14)	(60,000.00)	(57,065.83)	(56,208.00)	(55,000.00)	-8.3%
3390 47430 Public Works Services	(90,725.41)	(16,024.77)	(15,000.00)	(973.78)	(973.00)	(5,000.00)	-66.7%
3390 48330 Sale of City Property	(13,320.66)	(16,533.57)	(10,000.00)	(14,077.66)	(15,000.00)	(15,000.00)	50.0%
3390 48440 Ins Recoveries Prop Damage	(89,733.26)	(69,073.80)	(35,000.00)	(42,014.39)	(40,235.00)	(35,000.00)	0.0%
5110 Library Administration	(1,324,483.89)	(1,322,005.96)	(1,350,264.00)	(693,887.81)	(1,312,174.00)	(1,319,467.00)	-2.3%
5110 42520 County Aid-Library	(1,137,199.00)	(1,142,832.00)	(1,149,270.00)	(574,635.00)	(1,149,270.00)	(1,156,560.00)	0.6%
5110 42950 Fees Other Municipality	(6,022.00)	(6,022.00)	(6,022.00)	(3,011.00)	(6,022.00)	(6,022.00)	0.0%
5110 45710 Library Fees	(181,262.89)	(173,151.96)	(194,972.00)	(116,241.81)	(156,882.00)	(156,885.00)	-19.5%
5120 Library Building	0.00	0.00	0.00	0.00	0.00	0.00	0.0%
5132 Big Read Grant	(21,520.00)	(24,880.00)	(15,000.00)	(7,750.00)	(20,000.00)	(15,000.00)	0.0%
5132 42910 Grants-Other	(13,020.00)	(16,680.00)	0.00	0.00	0.00	0.00	0.0%
5132 48410 Private Donations-Lighted Do	(8,500.00)	(8,200.00)	(15,000.00)	(7,750.00)	(20,000.00)	(15,000.00)	0.0%
5141 Children's Services Grant	(1,260.74)	(5,775.50)	(2,700.00)	0.00	0.00	(2,700.00)	0.0%
5141 42910 Grants-Other	(1,260.74)	(5,775.50)	(2,700.00)	0.00	0.00	(2,700.00)	0.0%
5151 Info & Adult Services Gran	(69,885.00)	(40,000.00)	(40,000.00)	(20,000.00)	(40,000.00)	0.00	-100.0%
5151 42770 County Library System Charge	(69,885.00)	(40,000.00)	(40,000.00)	(20,000.00)	(40,000.00)	0.00	-100.0%
5310 Recreation Programs	(787,639.93)	(727,141.80)	(749,080.00)	(545,388.32)	(747,000.00)	(749,000.00)	0.0%

City of Waukesha - 2017 Annual Operating Budget

0100 General Fund	2014 Actuals	2015 Actuals	2016 Orig Bud	2016 Actuals	2016 Projected	2017 Proposed	PCT Change 2016-
5310 45810 Recreation Fees	(787,639.83)	(727,251.80)	(749,000.00)	(545,388.32)	(747,000.00)	(749,000.00)	0.0%
5310 48490 Miscellaneous Revenues	(0.10)	110.00	0.00	0.00	0.00	0.00	0.0%
5310 49280 Transfers From Trust/Agency	0.00	0.00	(80.00)	0.00	0.00	0.00	-100.0%
5315 Stepping On Grant	0.00	0.00	0.00	0.00	0.00	0.00	0.0%
5320 Horeb Pool	(164,016.19)	(163,428.55)	(216,000.00)	(123,527.00)	(226,000.00)	(220,000.00)	1.9%
5320 45810 Recreation Fees	(164,016.19)	(163,428.55)	(216,000.00)	(123,527.00)	(226,000.00)	(220,000.00)	1.9%
5325 Buchner Pool	(84,532.05)	(91,209.58)	(110,000.00)	(153,851.97)	(115,000.00)	(112,000.00)	1.8%
5325 45810 Recreation Fees	(84,532.05)	(91,209.58)	(110,000.00)	(153,851.97)	(115,000.00)	(112,000.00)	1.8%
5510 Park & Rec Administration	(1.47)	(2.50)	0.00	0.00	0.00	0.00	0.0%
5510 45880 Other PR&F Fees	(1.47)	(2.50)	0.00	0.00	0.00	0.00	0.0%
5520 Park Maintenance	(6,355.76)	(7,746.00)	(5,000.00)	(6,537.00)	(2,637.00)	0.00	-100.0%
5520 45880 Other PR&F Fees	(4,060.00)	0.00	0.00	0.00	0.00	0.00	0.0%
5520 48210 Rentals/Leases	0.00	(7,110.00)	(5,000.00)	(6,132.00)	(2,232.00)	0.00	-100.0%
5520 48440 Ins Recoveries Prop Damage	(2,295.76)	(636.00)	0.00	(405.00)	(405.00)	0.00	0.0%
5610 Forestry	(26,741.10)	(3,371.55)	(18,000.00)	(11,354.44)	(24,100.00)	(20,500.00)	13.9%
5610 42451 State Aid - DNR - Forestry	(6,475.32)	0.00	0.00	0.00	0.00	0.00	0.0%
5610 46210 Spec Assessment-Trees	(20,213.13)	(3,371.55)	(18,000.00)	(7,354.44)	(20,100.00)	(20,500.00)	13.9%
5610 48120 Interest On Special Assessme	(52.65)	0.00	0.00	0.00	0.00	0.00	0.0%
5610 48490 Miscellaneous Revenues	0.00	0.00	0.00	(4,000.00)	(4,000.00)	0.00	0.0%
5630 Weed Control	(3,408.34)	(4,717.05)	(3,960.00)	(4,140.00)	(3,700.00)	(4,850.00)	22.5%
5630 45310 Inspection Fees	0.00	0.00	(800.00)	(1,700.00)	(1,500.00)	(1,500.00)	87.5%
5630 45980 Weed Control Fees	(2,399.47)	(1,540.00)	(2,200.00)	(770.00)	(700.00)	(1,882.00)	-14.5%
5630 45981 Tall Grass Cutting Fees	(950.00)	(2,855.00)	(960.00)	(1,670.00)	(1,500.00)	(1,468.00)	52.9%
5630 48120 Interest On Special Assessme	(58.87)	(322.05)	0.00	0.00	0.00	0.00	0.0%
5940 Community Special Events	(850.00)	(1,000.00)	(1,000.00)	(1,200.00)	(1,200.00)	(1,500.00)	50.0%
5940 48490 Miscellaneous Revenues	(850.00)	(1,000.00)	(1,000.00)	(1,200.00)	(1,200.00)	(1,500.00)	50.0%
7100 Garbage Collection	(151,232.49)	(75,520.65)	(75,000.00)	(68,445.71)	(75,000.00)	(75,000.00)	0.0%
7100 42550 County Grant-Recycling	(82,518.00)	0.00	0.00	0.00	0.00	0.00	0.0%
7100 43250 Drop Off Center Fees	(68,714.49)	(75,520.65)	(75,000.00)	(68,445.71)	(75,000.00)	(75,000.00)	0.0%
7110 Composting	(6,000.00)	(11,437.50)	(11,000.00)	(3,005.00)	(4,000.00)	(3,000.00)	-72.7%

City of Waukesha - 2017 Annual Operating Budget

0100 General Fund	2014 Actuals	2015 Actuals	2016 Orig Bud	2016 Actuals	2016 Projected	2017 Proposed	PCT Change 2016-
7110 47432 Composting Services	(6,000.00)	(11,437.50)	(11,000.00)	(3,005.00)	(4,000.00)	(3,000.00)	-72.7%
7120 West Ave Landfill	0.00	0.00	0.00	0.00	0.00	0.00	0.0%
7150 Recycling	(245,211.36)	(410,741.59)	(407,676.00)	(410,217.90)	(411,956.00)	(416,602.00)	2.2%
7150 42550 County Grant-Recycling	(220,000.00)	(256,285.00)	(251,285.00)	(246,421.00)	(246,421.00)	(246,421.00)	-1.9%
7150 42705 Cty Govt Rcyng Carts & Trnspr	0.00	(145,391.00)	(145,391.00)	(161,535.00)	(161,535.00)	(165,181.00)	13.6%
7150 48340 Sale of Salvage and Waste	(25,211.36)	(9,065.59)	(11,000.00)	(2,261.90)	(4,000.00)	(5,000.00)	-54.5%
9456 Tax Assessment Refunds	0.00	0.00	0.00	0.00	0.00	0.00	0.0%
9525 Property and Liability Ins	0.00	0.00	0.00	0.00	0.00	0.00	0.0%
9640 Unallocated Employee Benef	0.00	0.00	0.00	0.00	0.00	0.00	0.0%
9924 Trns to Cap Proj- Equipmen	0.00	0.00	0.00	0.00	0.00	0.00	0.0%
Grand Total	(59,779,134.27)	(61,325,100.91)	(61,148,159.00)	(56,121,049.66)	(61,292,780.00)	(55,026,591.00)	-10.0%



GENERAL FUND EXPENDITURES

- General Government
- Public Safety
- Public Works
- Culture and Recreation
- Solid Waste Management
- Non-Departmental Expenses
- Operating Transfers to Other Funds

General

Administration

City Clerk/Treasurer

Municipal Court

Attorney's Office

Human Resources

Community Development


Assessor's Office

City Hall

Finance

Information Technology

Government



Administration

City Administrator

Mayor's Office

City Council

City of Waukesha - 2017 Annual Operating Budget

0100	General Fund	2014 Actuals	2015 Actuals	2016 Orig Bud	2016 Actuals	2016 Projected	2017 Executive	PCT Change 2016-2017Orig
1330 City Administrator		256,287.70	328,782.00	309,919.00	173,360.02	319,111.00	313,816.00	1.3%
	1330 51110 Salaries	176,758.53	193,514.79	189,129.00	111,798.50	188,531.00	195,930.00	3.6%
	1330 51180 Accrued Vacation	(856.53)	437.87	0.00	0.00	0.00	0.00	0.0%
	1330 51250 Wages Temporary	210.73	0.00	0.00	0.00	0.00	0.00	0.0%
	1330 51510 Social Security	11,622.06	12,943.01	11,938.00	8,633.76	10,880.00	12,410.00	4.0%
	1330 51520 Retirement	12,615.57	12,970.58	12,483.00	7,581.65	12,443.00	13,323.00	6.7%
	1330 51540 Health Insurance	14,009.31	29,391.75	29,741.00	17,171.78	24,369.00	22,981.00	-22.7%
	1330 51550 Life Insurance	1,208.32	355.17	368.00	153.43	211.00	206.00	-44.0%
	1330 51560 Dental Insurance	1,710.23	1,140.16	1,710.00	964.71	1,380.00	1,326.00	-22.5%
	1330 52135 Consulting	32,005.30	52,640.00	50,000.00	12,750.00	65,000.00	50,000.00	0.0%
	1330 52190 Other Professional Services	0.00	7,736.60	0.00	0.00	0.00	0.00	0.0%
	1330 52250 Telephone	377.42	1,387.71	1,200.00	761.16	1,034.00	1,100.00	-8.3%
	1330 53110 Postage and Box Rent	13.29	1.93	50.00	10.91	50.00	50.00	0.0%
	1330 53120 Office Supplies	191.89	765.92	500.00	50.10	400.00	500.00	0.0%
	1330 53130 Printing/Photocopying	129.50	110.60	150.00	0.00	150.00	150.00	0.0%
	1330 53135 Internal Printing	228.22	130.45	250.00	225.85	265.00	240.00	-4.0%
	1330 53220 Subscriptions-Office	0.00	300.00	300.00	649.00	649.00	600.00	100.0%
	1330 53240 Membership Dues	1,343.97	1,717.47	2,100.00	4,748.97	4,749.00	5,000.00	138.1%
	1330 53250 Conference And Training	1,068.00	8,507.99	5,000.00	2,468.06	4,000.00	5,000.00	0.0%
	1330 53320 Employee Auto Allowance	3,600.00	4,700.00	4,800.00	3,600.00	4,800.00	4,800.00	0.0%
	1330 53460 Clothing And Uniforms	0.00	0.00	0.00	1,612.50	0.00	0.00	0.0%
	1330 53490 Other Operating Supplies	51.89	30.00	200.00	179.64	200.00	200.00	0.0%

City of Waukesha - 2017 Annual Operating Budget

0100	General Fund	2014 Actuals	2015 Actuals	2016 Orig Bud	2016 Actuals	2016 Projected	2017 Executive	PCT Change 2016-2017Orig
1310	Mayor's Office	174,126.44	189,107.23	191,487.00	120,801.34	192,257.00	187,623.00	-2.0%
1310	51110 Salaries	111,216.47	113,161.46	113,639.00	64,765.93	117,466.00	119,654.00	5.3%
1310	51180 Accrued Vacation	70.04	79.72	0.00	0.00	0.00	0.00	0.0%
1310	51510 Social Security	8,240.64	8,244.27	8,693.00	4,739.95	8,986.00	9,154.00	5.3%
1310	51520 Retirement	8,443.55	8,415.53	7,500.00	4,197.50	7,753.00	8,136.00	8.5%
1310	51540 Health Insurance	24,198.70	30,980.37	29,741.00	17,171.77	24,369.00	22,981.00	-22.7%
1310	51550 Life Insurance	210.40	418.81	474.00	264.97	428.00	496.00	4.6%
1310	51560 Dental Insurance	859.85	1,710.09	1,710.00	964.69	1,379.00	1,326.00	-22.5%
1310	52250 Telephone	1,938.84	2,076.27	2,040.00	1,424.14	1,934.00	2,040.00	0.0%
1310	53110 Postage and Box Rent	37.02	477.44	200.00	16.04	200.00	200.00	0.0%
1310	53120 Office Supplies	621.67	119.61	1,000.00	87.22	750.00	750.00	-25.0%
1310	53130 Printing/Photocopying	64.50	0.00	250.00	26.20	100.00	200.00	-20.0%
1310	53135 Internal Printing	1,846.58	1,055.53	2,000.00	1,826.37	2,050.00	1,946.00	-2.7%
1310	53220 Subscriptions-Office	217.95	227.00	240.00	222.00	222.00	240.00	0.0%
1310	53240 Membership Dues	13,712.24	19,435.83	19,500.00	18,794.57	19,524.00	14,000.00	-28.2%
1310	53250 Conference And Training	714.75	1,861.30	2,000.00	2,125.97	2,450.00	3,500.00	75.0%
1310	53320 Employee Auto Allowance	600.00	0.00	500.00	278.98	400.00	1,000.00	100.0%
1310	53490 Other Operating Supplies	1,133.24	844.00	2,000.00	649.07	1,000.00	2,000.00	0.0%
1310	53943 Other - Celebrate Waukesha	0.00	0.00	0.00	3,245.97	3,246.00	0.00	0.0%

City of Waukesha - 2017 Annual Operating Budget

0100	General Fund	2014 Actuals	2015 Actuals	2016 Orig Bud	2016 Actuals	2016 Projected	2017 Executive	PCT Change 2016-2017Orig
1110	City Council	103,086.67	102,843.12	107,823.00	70,202.01	107,233.00	107,823.00	0.0%
1110	51110 Salaries	99,500.28	100,500.12	105,000.00	68,867.82	105,000.00	105,000.00	0.0%
1110	51510 Social Security	1,442.73	1,457.25	1,523.00	998.58	1,523.00	1,523.00	0.0%
1110	53120 Office Supplies	339.20	76.60	200.00	64.00	100.00	200.00	0.0%
1110	53130 Printing/Photocopying	0.00	40.00	0.00	40.00	40.00	0.00	0.0%
1110	53250 Conference And Training	780.00	0.00	0.00	20.00	20.00	0.00	0.0%
1110	53260 Advertising	854.48	731.17	1,000.00	211.61	500.00	1,000.00	0.0%
1110	53490 Other Operating Supplies	169.98	37.98	100.00	0.00	50.00	100.00	0.0%

Municipal Court

City of Waukesha - 2017 Annual Operating Budget

0100	General Fund	2014 Actuals	2015 Actuals	2016 Orig Bud	2016 Actuals	2016 Projected	2017 Executive	PCT Change 2016-2017Orig
1210	Municipal Court	339,890.46	343,823.89	346,306.00	234,739.01	346,463.00	353,122.00	2.0%
1210	51110 Salaries	132,933.77	137,390.31	139,055.00	93,261.60	136,000.00	141,238.00	1.6%
1210	51170 Accrued Compensatory time	(214.69)	(602.62)	0.00	0.00	0.00	0.00	0.0%
1210	51180 Accrued Vacation	(99.32)	137.85	0.00	0.00	0.00	0.00	0.0%
1210	51210 Wages Permanent	63,730.71	66,269.47	67,024.00	43,994.76	65,630.00	68,360.00	2.0%
1210	51250 Wages Temporary	3,012.15	3,836.18	3,510.00	2,306.22	3,450.00	3,510.00	0.0%
1210	51290 Outside Employment Services	0.00	1,100.00	0.00	1,100.00	2,300.00	0.00	0.0%
1210	51510 Social Security	14,577.37	15,051.61	15,816.00	10,159.44	15,331.00	16,085.00	1.7%
1210	51520 Retirement	10,309.03	10,373.09	10,240.00	6,846.21	10,102.00	10,762.00	5.1%
1210	51540 Health Insurance	58,147.44	54,507.44	52,327.00	36,247.68	52,845.00	52,327.00	0.0%
1210	51550 Life Insurance	403.22	292.44	560.00	156.90	266.00	570.00	1.8%
1210	51560 Dental Insurance	3,024.32	3,024.32	3,024.00	2,093.76	3,053.00	3,024.00	0.0%
1210	52110 Medical Services	33,699.77	28,393.50	30,000.00	22,393.60	33,539.00	30,000.00	0.0%
1210	52190 Other Professional Services	28.08	3,459.83	1,550.00	2,254.96	3,600.00	3,500.00	125.8%
1210	52195 Credit Card Collection Fee	2,966.35	3,001.93	3,300.00	1,871.78	3,266.00	3,300.00	0.0%
1210	52250 Telephone	1,114.35	1,162.95	1,000.00	699.12	884.00	950.00	-5.0%
1210	53110 Postage and Box Rent	4,902.10	4,666.86	5,300.00	3,006.80	4,453.00	5,000.00	-5.7%
1210	53120 Office Supplies	895.62	627.53	1,000.00	708.21	300.00	1,000.00	0.0%
1210	53130 Printing/Photocopying	1,136.50	1,656.18	3,500.00	393.40	1,000.00	1,500.00	-57.1%
1210	53135 Internal Printing	5,220.92	4,478.30	2,550.00	2,143.79	4,500.00	4,576.00	79.5%
1210	53150 Computer Supplies	0.00	0.00	1,500.00	1,500.00	1,500.00	500.00	-66.7%
1210	53230 Subscriptions-Legal Services	0.00	67.33	0.00	0.00	0.00	70.00	0.0%
1210	53240 Membership Dues	2,230.00	2,604.75	2,400.00	2,182.75	2,483.00	2,700.00	12.5%
1210	53250 Conference And Training	1,872.77	2,324.64	2,500.00	1,418.03	1,961.00	2,500.00	0.0%
1210	53460 Clothing And Uniforms	0.00	0.00	50.00	0.00	0.00	50.00	0.0%
1210	55130 Public Officials Liability	0.00	0.00	100.00	0.00	0.00	100.00	0.0%
1210	68130 Office Furniture & Equipment	0.00	0.00	0.00	0.00	0.00	1,500.00	0.0%

Human Resources

City of Waukesha - 2017 Annual Operating Budget

0100	General Fund	2014 Actuals	2015 Actuals	2016 Orig Bud	2016 Actuals	2016 Projected	2017 Executive	PCT Change 2016-2017Orig
1430	Human Resources/Admin	112,954.98	290,838.52	284,960.00	183,597.82	274,834.00	348,047.00	22.1%
1430	51110 Salaries	47,462.87	166,252.11	169,335.00	112,303.50	169,335.00	223,063.00	31.7%
1430	51180 Accrued Vacation	248.30	(148.35)	0.00	0.00	0.00	0.00	0.0%
1430	51250 Wages Temporary	1,118.54	815.67	600.00	0.00	0.00	600.00	0.0%
1430	51510 Social Security	3,462.01	11,980.70	12,963.00	8,054.32	12,963.00	17,073.00	31.7%
1430	51520 Retirement	3,319.09	11,296.25	11,176.00	7,411.98	11,176.00	15,168.00	35.7%
1430	51540 Health Insurance	13,219.40	41,012.46	39,655.00	27,474.84	39,655.00	45,991.00	16.0%
1430	51550 Life Insurance	200.59	827.96	1,021.00	654.96	1,021.00	1,263.00	23.7%
1430	51560 Dental Insurance	675.29	2,263.93	2,280.00	1,578.60	2,280.00	2,652.00	16.3%
1430	52110 Medical Services	896.00	10,009.50	3,500.00	2,972.25	3,500.00	3,500.00	0.0%
1430	52190 Other Professional Services	3,465.00	15,002.00	6,000.00	1,200.00	3,000.00	4,000.00	-33.3%
1430	52250 Telephone	2,314.94	1,880.82	1,500.00	1,310.14	1,500.00	2,000.00	33.3%
1430	52420 Machinery And Equip Maint	0.00	0.00	50.00	0.00	50.00	50.00	0.0%
1430	53110 Postage and Box Rent	1,882.85	3,020.19	3,000.00	2,018.26	3,000.00	3,500.00	16.7%
1430	53120 Office Supplies	480.64	691.24	850.00	175.85	700.00	750.00	-11.8%
1430	53130 Printing/Photocopying	523.35	714.54	1,000.00	157.20	800.00	800.00	-20.0%
1430	53135 Internal Printing	2,405.43	2,452.28	2,000.00	958.00	1,850.00	1,537.00	-23.2%
1430	53185 PCORI Fees	0.00	2,221.44	2,500.00	2,324.07	2,324.00	2,500.00	0.0%
1430	53220 Subscriptions-Office	0.00	1,730.90	1,500.00	0.00	1,500.00	1,500.00	0.0%
1430	53240 Membership Dues	0.00	225.00	280.00	0.00	280.00	300.00	7.1%
1430	53250 Conference And Training	0.00	90.00	1,750.00	0.00	0.00	1,000.00	-42.9%
1430	53260 Advertising	6,857.12	8,603.49	13,000.00	6,990.13	10,000.00	10,000.00	-23.1%
1430	53496 Management Recruitment Service	15,714.16	0.00	0.00	0.00	0.00	0.00	0.0%
1430	57310 Employee Awards	665.10	258.65	1,000.00	147.80	400.00	800.00	-20.0%
1430	57311 Tuition Reimbursement	8,044.30	9,637.74	10,000.00	7,865.92	9,500.00	10,000.00	0.0%

City of Waukesha - 2017 Annual Operating Budget

0100 General Fund	2014 Actuals	2015 Actuals	2016 Orig Bud	2016 Actuals	2016 Projected	2017 Executive	PCT Change 2016-2017Orig
1431 Labor Relations	106,868.30	0.00	0.00	0.00	0.00	0.00	0.0%
1431 51110 Salaries	67,317.26	0.00	0.00	0.00	0.00	0.00	0.0%
1431 51510 Social Security	4,887.63	0.00	0.00	0.00	0.00	0.00	0.0%
1431 51520 Retirement	4,712.17	0.00	0.00	0.00	0.00	0.00	0.0%
1431 51540 Health Insurance	19,828.92	0.00	0.00	0.00	0.00	0.00	0.0%
1431 51550 Life Insurance	306.16	0.00	0.00	0.00	0.00	0.00	0.0%
1431 51560 Dental Insurance	1,013.02	0.00	0.00	0.00	0.00	0.00	0.0%
1431 52110 Medical Services	4,788.00	0.00	0.00	0.00	0.00	0.00	0.0%
1431 52190 Other Professional Services	708.00	0.00	0.00	0.00	0.00	0.00	0.0%
1431 53220 Subscriptions-Office	2,063.11	0.00	0.00	0.00	0.00	0.00	0.0%
1431 53240 Membership Dues	225.00	0.00	0.00	0.00	0.00	0.00	0.0%
1431 53250 Conference And Training	1,019.03	0.00	0.00	0.00	0.00	0.00	0.0%

City of Waukesha - 2017 Annual Operating Budget

0100 General Fund	2014 Actuals	2015 Actuals	2016 Orig Bud	2016 Actuals	2016 Projected	2017 Executive	PCT Change 2016-2017Orig
1433 Payroll	50,367.52	50,106.95	49,886.00	33,651.72	50,312.00	50,331.00	0.9%
1433 51180 Accrued Vacation	60.75	45.46	0.00	0.00	0.00	0.00	0.0%
1433 51210 Wages Permanent	38,326.88	37,605.47	37,314.00	25,953.48	37,314.00	38,060.00	2.0%
1433 51220 Overtime	274.72	285.94	1,233.00	76.90	600.00	1,000.00	-18.9%
1433 51510 Social Security	2,857.80	2,898.44	2,949.00	1,986.37	2,949.00	2,988.00	1.3%
1433 51520 Retirement	2,699.38	2,573.39	2,544.00	1,717.99	2,544.00	2,656.00	4.4%
1433 51550 Life Insurance	41.82	55.56	121.00	49.14	121.00	121.00	0.0%
1433 53110 Postage and Box Rent	665.61	589.47	600.00	375.53	550.00	600.00	0.0%
1433 53120 Office Supplies	159.73	238.78	250.00	102.43	250.00	250.00	0.0%
1433 53130 Printing/Photocopying	827.66	1,253.61	1,200.00	1,123.88	2,200.00	1,400.00	16.7%
1433 53135 Internal Printing	3,608.17	3,678.40	3,000.00	1,435.00	2,800.00	2,181.00	-27.3%
1433 53220 Subscriptions-Office	626.00	861.00	675.00	831.00	825.00	900.00	33.3%
1433 53240 Membership Dues	219.00	0.00	0.00	0.00	159.00	175.00	0.0%
1433 53940 Confiscated Vehicle Fees	0.00	21.43	0.00	0.00	0.00	0.00	0.0%

Assessor's Office

City of Waukesha - 2017 Annual Operating Budget

0100	General Fund	2014 Actuals	2015 Actuals	2016 Orig Bud	2016 Actuals	2016 Projected	2017 Executive	PCT Change 2016-2017Orig
1540	Assessor	476,055.66	495,468.79	491,021.00	315,403.79	484,099.00	506,092.00	3.1%
1540	51110 Salaries	325,749.14	337,200.42	342,697.00	228,712.09	338,468.00	347,088.00	1.3%
1540	51170 Accrued Compensatory time	121.92	32.92	0.00	0.00	0.00	0.00	0.0%
1540	51180 Accrued Vacation	(305.76)	488.87	0.00	0.00	0.00	0.00	0.0%
1540	51510 Social Security	24,462.78	25,236.10	26,216.00	17,090.83	25,304.00	26,552.00	1.3%
1540	51520 Retirement	22,790.21	22,914.65	22,618.00	15,095.00	22,339.00	23,602.00	4.4%
1540	51540 Health Insurance	64,999.48	61,077.38	58,634.00	40,614.12	59,151.00	58,634.00	0.0%
1540	51550 Life Insurance	1,223.92	1,350.10	1,950.00	1,046.58	1,547.00	2,065.00	5.9%
1540	51560 Dental Insurance	3,396.38	3,396.38	3,396.00	2,351.34	3,425.00	3,396.00	0.0%
1540	52250 Telephone	1,653.53	1,725.69	1,800.00	1,037.45	1,700.00	1,800.00	0.0%
1540	52990 Municipal Fee-Manuf prop assmt	17,954.46	19,102.61	18,000.00	0.00	19,000.00	19,000.00	5.6%
1540	53110 Postage and Box Rent	3,629.76	10,307.65	4,000.00	2,517.47	2,800.00	10,400.00	160.0%
1540	53120 Office Supplies	262.43	367.53	650.00	344.76	400.00	600.00	-7.7%
1540	53130 Printing/Photocopying	1,793.59	3,692.43	2,000.00	1,448.55	1,800.00	3,700.00	85.0%
1540	53135 Internal Printing	1,534.96	1,783.26	2,400.00	2,153.24	2,400.00	2,700.00	12.5%
1540	53150 Computer Supplies	42.84	0.00	50.00	0.00	0.00	0.00	-100.0%
1540	53220 Subscriptions-Office	570.09	235.00	400.00	408.00	430.00	400.00	0.0%
1540	53240 Membership Dues	595.00	595.00	600.00	300.00	635.00	655.00	9.2%
1540	53250 Conference And Training	1,877.72	2,173.92	2,000.00	806.92	1,400.00	2,000.00	0.0%
1540	53260 Advertising	73.51	110.56	110.00	0.00	0.00	0.00	-100.0%
1540	53320 Employee Auto Allowance	3,629.70	3,678.32	3,500.00	1,477.44	3,300.00	3,500.00	0.0%

Finance

City of Waukesha - 2017 Annual Operating Budget

0100	General Fund	2014 Actuals	2015 Actuals	2016 Orig Bud	2016 Actuals	2016 Projected	2017 Executive	PCT Change 2016-2017Orig
1570	Accounting and Budget	588,891.34	592,135.89	732,900.00	465,460.07	702,901.00	786,988.00	7.4%
1570	51110 Salaries	353,347.01	374,698.58	488,119.00	268,634.91	421,416.00	470,074.00	-3.7%
1570	51170 Accrued Compensatory time	225.24	(1,679.22)	0.00	0.00	0.00	0.00	0.0%
1570	51180 Accrued Vacation	2,163.77	(915.25)	0.00	0.00	0.00	0.00	0.0%
1570	51210 Wages Permanent	28,486.96	42,645.74	29,962.00	49,378.29	75,349.00	80,145.00	167.5%
1570	51220 Overtime	4.07	830.43	750.00	0.00	300.00	300.00	-60.0%
1570	51250 Wages Temporary	35,528.87	8,786.41	0.00	0.00	0.00	0.00	0.0%
1570	51510 Social Security	29,354.05	31,831.68	39,609.00	24,222.16	38,025.00	41,877.00	5.7%
1570	51520 Retirement	26,707.48	27,691.03	33,908.00	20,970.92	32,806.00	37,082.00	9.4%
1570	51540 Health Insurance	45,756.88	40,829.22	65,818.00	42,731.13	65,078.00	85,537.00	30.0%
1570	51550 Life Insurance	1,142.52	1,277.30	1,502.00	901.48	1,357.00	1,716.00	14.2%
1570	51560 Dental Insurance	2,256.28	1,941.46	4,932.00	1,645.55	2,491.00	3,792.00	-23.1%
1570	52130 Accounting And Auditing	42,087.87	41,400.00	40,000.00	39,832.50	39,833.00	40,000.00	0.0%
1570	52135 Consulting	0.00	0.00	3,500.00	0.00	3,500.00	3,500.00	0.0%
1570	52190 Other Professional Services	3,512.50	4,725.00	3,750.00	3,550.00	3,550.00	3,550.00	-5.3%
1570	52250 Telephone	1,678.20	2,031.07	2,000.00	1,356.09	1,863.00	2,000.00	0.0%
1570	52420 Machinery And Equip Maint	0.00	0.00	0.00	361.00	361.00	0.00	0.0%
1570	53110 Postage and Box Rent	3,918.34	3,530.86	4,000.00	2,130.89	3,185.00	3,500.00	-12.5%
1570	53120 Office Supplies	2,303.36	2,311.78	1,300.00	1,154.76	1,300.00	1,400.00	7.7%
1570	53130 Printing/Photocopying	787.04	696.09	1,500.00	491.68	1,000.00	1,000.00	-33.3%
1570	53135 Internal Printing	5,148.12	3,471.72	3,600.00	2,762.91	4,200.00	4,115.00	14.3%
1570	53220 Subscriptions-Office	156.00	156.00	250.00	187.20	187.00	200.00	-20.0%
1570	53240 Membership Dues	805.00	862.00	1,000.00	850.00	1,000.00	1,100.00	10.0%
1570	53250 Conference And Training	3,510.81	5,354.16	6,000.00	4,298.60	6,000.00	6,000.00	0.0%
1570	53260 Advertising	0.00	62.41	400.00	0.00	100.00	100.00	-75.0%
1570	53940 Confiscated Vehicle Fees	10.97	(1,631.30)	0.00	0.00	0.00	0.00	0.0%
1570	68130 Office Furniture	0.00	1,228.72	1,000.00	0.00	0.00	0.00	-100.0%

City Clerk/Treasurer

Clerk

Elections

Treasurer

City of Waukesha - 2017 Annual Operating Budget

0100 General Fund	2014 Actuals	2015 Actuals	2016 Orig Bud	2016 Actuals	2016 Projected	2017 Executive	PCT Change 2016-2017Orig
1410 City Clerk	10,000.00	30,000.00	10,000.00	10,000.00	10,000.00	0.00	-100.0%
1410 57930 Development Grants	10,000.00	30,000.00	10,000.00	10,000.00	10,000.00	0.00	-100.0%

City of Waukesha - 2017 Annual Operating Budget

0100	General Fund	2014 Actuals	2015 Actuals	2016 Orig Bud	2016 Actuals	2016 Projected	2017 Executive	PCT Change 2016-2017Orig
1420	Elections	79,303.12	55,264.92	122,328.00	63,576.22	121,600.00	52,048.00	-57.5%
1420	51250 Wages Temporary	58,409.15	39,877.44	86,208.00	51,488.62	95,000.00	38,394.00	-55.5%
1420	52190 Other Professional Services	0.00	0.00	0.00	25.00	0.00	0.00	0.0%
1420	52420 Machinery And Equip Maint	8,925.00	9,212.04	5,800.00	0.00	0.00	7,854.00	35.4%
1420	53120 Office Supplies	1,471.22	1,211.50	3,000.00	2,449.52	3,000.00	1,500.00	-50.0%
1420	53130 Printing/Photocopying	9,560.30	2,759.42	26,000.00	1,642.12	15,000.00	3,500.00	-86.5%
1420	53260 Advertising	878.09	754.56	1,200.00	371.36	900.00	700.00	-41.7%
1420	53320 Employee Auto Allowance	59.36	19.96	120.00	0.00	100.00	100.00	-16.7%
1420	53490 Other Operating Supplies	0.00	0.00	0.00	3,600.00	3,600.00	0.00	0.0%
1420	68130 Office Furniture & Equipment	0.00	1,430.00	0.00	3,999.60	4,000.00	0.00	0.0%

City of Waukesha - 2017 Annual Operating Budget

0100	General Fund	2014 Actuals	2015 Actuals	2016 Orig Bud	2016 Actuals	2016 Projected	2017 Executive	PCT Change 2016-2017Orig
1560	Treasurer	653,451.93	699,158.65	743,402.00	426,282.55	747,998.00	672,631.00	-9.5%
1560	51110 Salaries	301,969.41	340,667.80	346,719.00	228,042.83	346,719.00	354,700.00	2.3%
1560	51170 Accrued Compensatory time	(1,476.20)	(986.30)	0.00	0.00	0.00	0.00	0.0%
1560	51180 Accrued Vacation	752.35	351.37	0.00	0.00	0.00	0.00	0.0%
1560	51210 Wages Permanent	37,163.41	39,948.68	41,009.00	26,866.10	41,009.00	42,011.00	2.4%
1560	51220 Overtime	5,845.46	1,286.87	13,048.00	1,847.45	15,000.00	4,772.00	-63.4%
1560	51250 Wages Temporary	2,180.94	2,728.60	4,340.00	706.10	4,000.00	3,335.00	-23.2%
1560	51410 Board Per Diem	175.00	450.00	450.00	100.00	100.00	450.00	0.0%
1560	51510 Social Security	25,170.11	27,725.64	30,722.00	18,598.86	30,722.00	30,762.00	0.1%
1560	51520 Retirement	24,126.59	25,944.25	26,451.00	16,945.80	26,451.00	27,301.00	3.2%
1560	51540 Health Insurance	103,711.72	110,913.34	111,809.00	77,459.94	111,809.00	111,809.00	0.0%
1560	51550 Life Insurance	611.80	679.64	820.00	511.20	1,000.00	1,005.00	22.6%
1560	51560 Dental Insurance	5,962.27	6,444.62	6,444.00	4,461.66	6,444.00	6,444.00	0.0%
1560	51580 Unemployment Compensation	53.60	139.48	0.00	0.00	0.00	0.00	0.0%
1560	52120 Legal Services	5,936.00	5,915.00	6,500.00	4,375.00	6,200.00	6,200.00	-4.6%
1560	52180 Management Services	8,195.82	9,188.93	8,400.00	11,818.63	12,000.00	12,000.00	42.9%
1560	52190 Other Professional Services	75,692.27	70,506.56	70,000.00	9,818.53	72,000.00	14,000.00	-80.0%
1560	52250 Telephone	2,156.78	2,250.89	2,200.00	1,601.21	2,400.00	2,400.00	9.1%
1560	52420 Machinery And Equip Maint	5,040.00	5,379.98	5,040.00	3,780.00	5,040.00	4,550.00	-9.7%
1560	53110 Postage and Box Rent	24,099.97	22,591.20	42,000.00	7,929.96	40,000.00	23,000.00	-45.2%
1560	53120 Office Supplies	1,436.93	1,110.56	1,200.00	579.84	1,200.00	1,200.00	0.0%
1560	53130 Printing/Photocopying	10,868.45	13,698.58	13,500.00	1,222.14	13,500.00	13,500.00	0.0%
1560	53135 Internal Printing	10,602.24	9,346.66	8,800.00	6,327.48	9,000.00	9,037.00	2.7%
1560	53220 Subscriptions-Office	120.00	120.00	150.00	132.00	132.00	150.00	0.0%
1560	53240 Membership Dues	350.00	370.00	400.00	505.00	505.00	505.00	26.3%
1560	53250 Conference And Training	1,406.31	1,038.00	2,000.00	1,266.75	1,267.00	2,000.00	0.0%
1560	53260 Advertising	1,300.70	1,348.30	1,400.00	1,386.07	1,500.00	1,500.00	7.1%

Attorney's Office

City of Waukesha - 2017 Annual Operating Budget

0100	General Fund	2014 Actuals	2015 Actuals	2016 Orig Bud	2016 Actuals	2016 Projected	2017 Executive	PCT Change 2016-2017Orig
1610	Attorney's Office	659,110.00	577,797.86	612,677.00	395,958.29	596,050.00	632,635.00	3.3%
1610	51110 Salaries	420,812.78	393,494.83	408,815.00	274,802.12	408,550.00	439,806.00	7.6%
1610	51180 Accrued Vacation	(285.26)	(475.22)	0.00	0.00	0.00	0.00	0.0%
1610	51210 Wages Permanent	35,732.22	30,083.06	27,254.00	0.00	0.00	0.00	-100.0%
1610	51510 Social Security	34,344.75	31,773.67	33,359.00	20,624.59	30,671.00	33,645.00	0.9%
1610	51520 Retirement	32,798.24	29,663.05	28,781.00	18,136.93	26,964.00	29,907.00	3.9%
1610	51540 Health Insurance	53,026.61	48,202.12	45,991.00	31,861.26	54,410.00	65,818.00	43.1%
1610	51550 Life Insurance	1,458.50	1,477.17	1,700.00	1,006.92	1,451.00	1,991.00	17.1%
1610	51560 Dental Insurance	2,740.54	2,611.29	2,652.00	1,836.18	3,118.00	3,792.00	43.0%
1610	52120 Legal Services	35,648.43	83.06	25,000.00	21,747.75	35,000.00	20,000.00	-20.0%
1610	52190 Other Professional Services	2,066.63	912.00	2,200.00	1,275.66	1,700.00	2,000.00	-9.1%
1610	52250 Telephone	2,537.44	2,799.26	2,850.00	1,788.00	2,660.00	2,700.00	-5.3%
1610	52420 Machinery And Equip Maint	40.50	0.00	80.00	0.00	0.00	0.00	-100.0%
1610	53110 Postage and Box Rent	574.86	618.90	875.00	271.24	375.00	500.00	-42.9%
1610	53120 Office Supplies	162.08	201.28	300.00	157.03	300.00	300.00	0.0%
1610	53130 Printing/Photocopying	722.52	749.27	800.00	311.16	500.00	600.00	-25.0%
1610	53135 Internal Printing	3,439.12	2,975.14	2,500.00	2,070.00	2,400.00	2,256.00	-9.8%
1610	53150 Computer Supplies	0.00	0.00	100.00	0.00	31.00	0.00	-100.0%
1610	53170 Litigation Expense	201.03	558.19	3,500.00	1,546.43	2,570.00	3,000.00	-14.3%
1610	53180 Filing Fees	0.00	60.00	100.00	0.00	30.00	100.00	0.0%
1610	53220 Subscriptions-Office	120.00	120.00	120.00	120.00	120.00	120.00	0.0%
1610	53230 Subscriptions-Law Library	27,067.80	26,402.57	20,000.00	12,781.27	19,500.00	20,000.00	0.0%
1610	53240 Membership Dues	2,890.00	2,874.75	2,900.00	2,857.75	2,900.00	2,900.00	0.0%
1610	53250 Conference And Training	3,011.21	2,613.47	2,500.00	2,764.00	2,500.00	2,700.00	8.0%
1610	68130 Office Furniture & Equipment	0.00	0.00	300.00	0.00	300.00	500.00	66.7%

Community Development

Planning

Redevelopment Authority

Landmarks

Tourism

Weed Control

City of Waukesha - 2017 Annual Operating Budget

0100	General Fund	2014 Actuals	2015 Actuals	2016 Orig Bud	2016 Actuals	2016 Projected	2017 Executive	PCT Change 2016-2017Orig
1720 Planning Department		598,717.39	540,899.97	713,943.00	488,344.95	721,452.00	757,497.00	6.1%
	1720 51110 Salaries	412,884.39	336,288.61	467,568.00	274,902.31	404,014.00	428,927.00	-8.3%
	1720 51180 Accrued Vacation	(2,565.53)	1,386.26	0.00	0.00	0.00	0.00	0.0%
	1720 51210 Wages Permanent	12,189.17	23,908.76	10,463.00	36,721.00	53,575.00	56,272.00	437.8%
	1720 51250 Wages Temporary	4,454.54	8,500.86	0.00	0.00	0.00	5,200.00	0.0%
	1720 51510 Social Security	28,498.66	29,678.91	36,552.00	23,456.42	34,750.00	37,029.00	1.3%
	1720 51520 Retirement	26,327.32	26,003.56	31,378.00	20,567.11	30,167.00	32,817.00	4.6%
	1720 51540 Health Insurance	94,106.16	84,709.06	85,537.00	62,991.70	90,312.00	85,537.00	0.0%
	1720 51550 Life Insurance	895.94	679.91	736.00	632.68	972.00	1,048.00	42.4%
	1720 51560 Dental Insurance	5,875.90	5,392.44	6,072.00	4,291.78	6,165.00	6,072.00	0.0%
	1720 52120 Legal Services	90.00	0.00	0.00	0.00	0.00	0.00	0.0%
	1720 52190 Other Professional Services	411.75	0.00	0.00	0.00	0.00	30,000.00	0.0%
	1720 52250 Telephone	3,026.49	3,463.20	3,500.00	1,974.75	3,997.00	4,000.00	14.3%
	1720 52410 Vehicle Maintenance	44.79	274.59	500.00	316.69	440.00	500.00	0.0%
	1720 53110 Postage and Box Rent	1,716.73	1,891.47	2,415.00	1,138.15	1,804.00	2,000.00	-17.2%
	1720 53120 Office Supplies	1,044.43	1,083.34	1,750.00	255.30	1,200.00	1,200.00	-31.4%
	1720 53130 Printing/Photocopying	556.45	494.75	2,000.00	713.04	1,218.00	1,200.00	-40.0%
	1720 53135 Internal Printing	3,638.28	3,837.25	7,150.00	6,756.82	7,580.00	7,101.00	-0.7%
	1720 53220 Subscriptions-Office	110.00	120.00	200.00	132.00	132.00	144.00	-28.0%
	1720 53240 Membership Dues	220.00	1,500.00	2,245.00	1,030.00	1,880.00	1,900.00	-15.4%
	1720 53250 Conference And Training	2,382.60	4,784.32	4,850.00	4,029.25	4,850.00	5,050.00	4.1%
	1720 53260 Advertising	2,234.35	3,313.04	50,000.00	20,889.22	50,000.00	50,000.00	0.0%
	1720 53350 Recognition	0.00	0.00	0.00	0.00	0.00	500.00	0.0%
	1720 53510 Gasoline, Oil, Grease Etc.	334.97	604.64	527.00	304.78	675.00	700.00	32.8%
	1720 53940 Other	0.00	0.00	0.00	435.95	415.00	300.00	0.0%
	1720 68130 Office Furniture & Equipment	240.00	2,985.00	500.00	0.00	500.00	0.00	-100.0%
	1720 89240 Transfer To Capital Projects	0.00	0.00	0.00	26,806.00	26,806.00	0.00	0.0%

City of Waukesha - 2017 Annual Operating Budget

0100 General Fund	2014 Actuals	2015 Actuals	2016 Orig Bud	2016 Actuals	2016 Projected	2017 Executive	PCT Change 2016-2017Orig
1722 Redevelopment Authority	2,520.05	8,600.16	2,840.00	2,611.56	3,096.00	4,895.00	72.4%
1722 52190 Other Professional Services	50.00	0.00	0.00	0.00	0.00	0.00	0.0%
1722 52990 Sundry Contractual Services	0.00	5,794.00	0.00	0.00	0.00	0.00	0.0%
1722 53110 Postage and Box Rent	0.00	0.00	0.00	256.56	256.00	0.00	0.0%
1722 53130 Printing/Photocopying	0.00	141.86	0.00	0.00	0.00	140.00	0.0%
1722 53220 Subscriptions-Office	27.00	0.00	0.00	0.00	0.00	0.00	0.0%
1722 53240 Membership Dues	485.00	725.00	890.00	405.00	890.00	905.00	1.7%
1722 53250 Conference And Training	1,900.76	1,939.30	1,950.00	1,950.00	1,950.00	3,850.00	97.4%
1722 53260 Advertising	57.29	0.00	0.00	0.00	0.00	0.00	0.0%

City of Waukesha - 2017 Annual Operating Budget

0100	General Fund	2014 Actuals	2015 Actuals	2016 Orig Bud	2016 Actuals	2016 Projected	2017 Executive	PCT Change 2016-2017Orig
1730	Landmarks Commission	13,534.00	1,050.58	4,300.00	1,129.61	4,005.00	1,728.00	-59.8%
1730	52190 Other Professional Services	12,000.00	0.00	0.00	0.00	0.00	0.00	0.0%
1730	52220 Electric	249.31	291.12	300.00	201.68	305.00	308.00	2.7%
1730	53110 Postage and Box Rent	(3.56)	1.90	0.00	0.00	0.00	0.00	0.0%
1730	53130 Printing/Photocopying	0.00	0.00	250.00	0.00	250.00	250.00	0.0%
1730	53180 Filing Fees	0.00	0.00	175.00	30.00	90.00	120.00	-31.4%
1730	53240 Membership Dues	250.00	150.00	150.00	40.00	150.00	150.00	0.0%
1730	53250 Conference And Training	267.00	229.76	550.00	245.10	550.00	550.00	0.0%
1730	53260 Advertising	37.25	0.00	50.00	32.93	50.00	50.00	0.0%
1730	53350 Recognition	319.00	377.80	325.00	110.00	110.00	300.00	-7.7%
1730	53940 Other	415.00	0.00	2,500.00	469.90	2,500.00	0.00	-100.0%

City of Waukesha - 2017 Annual Operating Budget

0100 General Fund	2014 Actuals	2015 Actuals	2016 Orig Bud	2016 Actuals	2016 Projected	2017 Executive	PCT Change 2016-2017Orig
1790 Tourism	143,322.95	153,389.79	148,113.00	96,246.83	155,000.00	143,322.00	-3.2%
1790 57920 Operating Grants	143,322.95	153,389.79	148,113.00	96,246.83	155,000.00	143,322.00	-3.2%

City of Waukesha - 2017 Annual Operating Budget

0100 General Fund	2014 Actuals	2015 Actuals	2016 Orig Bud	2016 Actuals	2016 Projected	2017 Executive	PCT Change 2016-2017Orig
5630 Weed Control	6,613.12	6,885.55	7,004.00	4,824.74	7,304.00	7,386.00	5.5%
5630 51210 Wages Permanent	0.00	0.00	0.00	0.00	0.00	2,520.00	0.0%
5630 51250 Wages Temporary	3,408.70	3,144.45	3,750.00	2,020.45	3,750.00	0.00	-100.0%
5630 51510 Social Security	49.42	46.10	54.00	29.29	54.00	193.00	257.4%
5630 51520 Retirement	0.00	0.00	0.00	0.00	0.00	171.00	0.0%
5630 51540 Health Insurance	0.00	0.00	0.00	0.00	0.00	991.00	0.0%
5630 51550 Life Insurance	0.00	0.00	0.00	0.00	0.00	4.00	0.0%
5630 51560 Dental Insurance	0.00	0.00	0.00	0.00	0.00	57.00	0.0%
5630 52190 Other Professional Services	3,155.00	3,695.00	3,200.00	2,775.00	3,500.00	3,450.00	7.8%

City Hall

City of Waukesha - 2017 Annual Operating Budget

0100	General Fund	2014 Actuals	2015 Actuals	2016 Orig Bud	2016 Actuals	2016 Projected	2017 Executive	PCT Change 2016-2017Orig
1810 City Hall		219,573.28	207,700.07	239,081.00	108,995.38	181,130.00	194,342.00	-18.7%
	1810 51110 Salaries	38,094.59	39,430.18	40,070.00	26,960.58	40,875.00	40,874.00	2.0%
	1810 51180 Accrued Vacation	460.05	(118.26)	0.00	0.00	0.00	0.00	0.0%
	1810 51210 Wages Permanent	10,663.07	11,825.50	11,135.00	8,530.39	11,135.00	11,356.00	2.0%
	1810 51220 Overtime	55.13	0.00	378.00	0.00	400.00	382.00	1.1%
	1810 51510 Social Security	3,638.12	3,828.95	3,946.00	2,655.42	3,946.00	4,025.00	2.0%
	1810 51520 Retirement	2,669.50	2,680.05	2,670.00	1,779.50	2,670.00	2,805.00	5.1%
	1810 51540 Health Insurance	5,007.34	4,800.10	4,608.00	3,190.14	4,608.00	4,608.00	0.0%
	1810 51550 Life Insurance	106.56	108.76	127.00	77.04	127.00	128.00	0.8%
	1810 51560 Dental Insurance	297.70	297.70	298.00	206.10	298.00	298.00	0.0%
	1810 52160 Janitorial Services	0.00	0.00	2,000.00	0.00	2,000.00	2,000.00	0.0%
	1810 52210 Water And Sewer	3,077.99	2,742.35	2,266.00	1,283.48	1,750.00	1,838.00	-18.9%
	1810 52220 Electric	83,716.06	73,384.12	82,273.00	45,366.10	56,354.00	56,918.00	-30.8%
	1810 52230 Sewer	2,747.08	1,766.49	2,160.00	670.78	1,142.00	1,199.00	-44.5%
	1810 52240 Heat	20,436.30	10,485.24	15,000.00	5,261.51	8,675.00	8,761.00	-41.6%
	1810 52250 Telephone	1,108.96	684.11	650.00	377.56	650.00	650.00	0.0%
	1810 52420 Machinery And Equip Maint	31,014.16	37,627.57	50,000.00	8,152.13	35,000.00	40,000.00	-20.0%
	1810 52450 Grounds Maintenance & Impr	12,956.29	4,638.81	5,000.00	470.44	2,000.00	5,000.00	0.0%
	1810 52470 Building Maintenance	16.12	10,022.37	13,000.00	1,858.47	6,000.00	10,000.00	-23.1%
	1810 53440 Janitorial Supplies	3,508.26	3,496.03	3,500.00	2,155.74	3,500.00	3,500.00	0.0%

Information Technology

City of Waukesha - 2017 Annual Operating Budget

0100	General Fund	2014 Actuals	2015 Actuals	2016 Orig Bud	2016 Actuals	2016 Projected	2017 Executive	PCT Change 2016-2017Orig
1915	Information Technology	1,246,287.03	1,208,912.22	1,373,785.00	843,927.07	1,195,957.00	1,434,471.00	4.4%
1915	51110 Salaries	750,967.23	768,722.20	803,291.00	467,659.25	667,103.00	760,341.00	-5.3%
1915	51170 Accrued Compensatory time	(21.88)	0.00	0.00	0.00	0.00	0.00	0.0%
1915	51180 Accrued Vacation	1,695.11	1,595.94	0.00	0.00	0.00	0.00	0.0%
1915	51210 Wages Permanent	31,788.02	62,490.95	61,971.00	40,438.42	60,000.00	81,512.00	31.5%
1915	51220 Overtime	88.95	1,638.49	3,000.00	678.05	1,500.00	3,000.00	0.0%
1915	51250 Wages Temporary	43,852.48	2,938.76	0.00	0.00	0.00	0.00	0.0%
1915	51290 Outside Employment Services	30,385.02	0.00	0.00	0.00	0.00	0.00	0.0%
1915	51510 Social Security	60,821.65	63,606.14	66,422.00	37,808.40	54,000.00	64,631.00	-2.7%
1915	51520 Retirement	54,997.13	58,073.97	57,134.00	32,541.88	50,000.00	57,273.00	0.2%
1915	51540 Health Insurance	221,404.72	192,299.69	182,981.00	117,804.88	168,000.00	178,447.00	-2.5%
1915	51550 Life Insurance	2,183.58	2,124.10	2,854.00	1,406.34	2,100.00	2,636.00	-7.6%
1915	51560 Dental Insurance	11,269.45	10,137.22	10,632.00	6,133.48	8,800.00	10,260.00	-3.5%
1915	51580 Unemployment Compensation	0.00	0.00	0.00	6,290.00	0.00	0.00	0.0%
1915	52190 Other Professional Services	0.00	0.00	146,040.00	106,900.00	146,040.00	238,400.00	63.2%
1915	52250 Telephone	10,239.40	10,637.61	8,000.00	7,346.07	9,500.00	9,500.00	18.8%
1915	53110 Postage and Box Rent	12.81	9.36	50.00	37.58	50.00	50.00	0.0%
1915	53120 Office Supplies	1,017.59	1,146.30	1,500.00	1,586.59	1,500.00	1,500.00	0.0%
1915	53130 Printing/Photocopying	0.00	104.80	1,250.00	63.61	500.00	500.00	-60.0%
1915	53135 Internal Printing	1,038.48	1,085.54	3,600.00	3,833.32	3,600.00	2,121.00	-41.1%
1915	53150 Computer Supplies	332.77	2,418.74	2,100.00	940.82	2,100.00	2,100.00	0.0%
1915	53240 Membership Dues	50.00	129.00	200.00	214.00	164.00	200.00	0.0%
1915	53252 I/S Training-IS Staff	23,355.70	29,430.58	22,000.00	12,133.92	21,000.00	22,000.00	0.0%
1915	53320 Employee Auto Allowance	808.82	322.83	760.00	110.46	0.00	0.00	-100.0%

City of Waukesha - 2017 Annual Operating Budget

0100	General Fund	2014 Actuals	2015 Actuals	2016 Orig Bud	2016 Actuals	2016 Projected	2017 Executive	PCT Change 2016-2017Orig
1916 Citywide I.S. Services		998,535.47	989,434.83	1,148,173.00	1,024,719.11	1,189,500.00	1,256,500.00	9.4%
	1916 52140 Data Processing-External	143,417.73	98,606.05	103,000.00	68,663.60	100,000.00	100,000.00	-2.9%
	1916 52430 Computer Hardware Maint	151,127.35	202,531.94	316,173.00	194,417.64	315,000.00	350,000.00	10.7%
	1916 52440 Software Maintenance	693,293.81	685,687.13	720,000.00	758,983.79	770,000.00	802,000.00	11.4%
	1916 52974 Computer Recycling Service	6,696.58	309.55	5,000.00	130.00	500.00	500.00	-90.0%
	1916 53150 Computer Supplies	4,000.00	2,300.16	4,000.00	2,524.08	4,000.00	4,000.00	0.0%

Public



Police

Building Inspection

Fire

Other Public Safety Services

Safety

Police Department

City of Waukesha - 2017 Annual Operating Budget

0100	General Fund	2014 Actuals	2015 Actuals	2016 Orig Bud	2016 Actuals	2016 Projected	2017 Executive	PCT Change 2016-2017Orig
2110 Police Administration		672,705.67	925,969.94	872,467.00	585,682.55	871,396.00	894,384.00	2.5%
	2110 51110 Salaries	434,753.87	571,040.20	581,625.00	387,023.66	581,625.00	592,953.00	1.9%
	2110 51170 Accrued Compensatory time	(26,351.47)	50,220.76	0.00	0.00	0.00	0.00	0.0%
	2110 51180 Accrued Vacation	1,162.00	2,483.75	0.00	0.00	0.00	0.00	0.0%
	2110 51210 Wages Permanent	54,642.12	56,606.09	57,425.00	37,704.06	57,425.00	58,574.00	2.0%
	2110 51220 Overtime	6,448.41	7,371.28	7,000.00	5,554.19	7,000.00	7,000.00	0.0%
	2110 51250 Wages Temporary	52.50	416.49	1,038.00	592.50	800.00	800.00	-22.9%
	2110 51260 Clothing Allowance	1,950.00	3,250.00	3,250.00	3,250.00	3,250.00	3,250.00	0.0%
	2110 51510 Social Security	36,397.43	46,618.45	48,411.00	32,401.49	48,411.00	49,133.00	1.5%
	2110 51520 Retirement	64,185.85	68,364.65	59,723.00	39,651.80	59,723.00	69,398.00	16.2%
	2110 51540 Health Insurance	87,339.00	105,868.10	99,137.00	70,487.10	99,137.00	99,137.00	0.0%
	2110 51550 Life Insurance	580.96	786.34	968.00	584.88	968.00	1,249.00	29.0%
	2110 51560 Dental Insurance	5,525.10	6,840.60	6,840.00	4,735.80	6,840.00	6,840.00	0.0%
	2110 52190 Other Professional Services	11.70	361.86	400.00	242.16	400.00	400.00	0.0%
	2110 53220 Subscriptions-Office	578.02	448.24	550.00	457.00	550.00	550.00	0.0%
	2110 53240 Membership Dues	2,587.12	2,310.00	3,000.00	1,785.00	2,200.00	2,200.00	-26.7%
	2110 53290 Other Publications/Subs/Dues	0.00	0.00	0.00	167.50	167.00	0.00	0.0%
	2110 53320 Citizens Academy	1,529.09	1,845.49	1,500.00	201.81	1,500.00	1,500.00	0.0%
	2110 53350 Meeting Supplies	603.97	648.64	600.00	212.60	600.00	600.00	0.0%
	2110 53940 Confiscated Vehicle Fees	710.00	489.00	1,000.00	631.00	800.00	800.00	-20.0%

City of Waukesha - 2017 Annual Operating Budget

0100	General Fund	2014 Actuals	2015 Actuals	2016 Orig Bud	2016 Actuals	2016 Projected	2017 Executive	PCT Change 2016-2017Orig
2111	Police Training	156,335.48	130,693.91	131,432.00	115,788.59	131,432.00	131,882.00	0.3%
2111	53250 Conference And Training	61,943.51	56,578.29	56,882.00	50,068.43	56,882.00	56,882.00	0.0%
2111	53490 Fire Arm Supplies	94,391.97	74,115.62	74,550.00	65,720.16	74,550.00	75,000.00	0.6%

City of Waukesha - 2017 Annual Operating Budget

0100	General Fund	2014 Actuals	2015 Actuals	2016 Orig Bud	2016 Actuals	2016 Projected	2017 Executive	PCT Change 2016-2017Orig
2112	Police Clerical	861,505.77	841,805.47	1,001,764.00	617,552.71	1,000,717.00	1,006,734.00	0.5%
2112	51110 Salaries	429,043.46	419,764.64	558,337.00	306,160.33	558,337.00	571,994.00	2.4%
2112	51210 Wages Permanent	83,682.41	107,669.02	73,214.00	83,501.91	63,417.00	79,583.00	8.7%
2112	51220 Overtime	628.89	316.33	1,000.00	963.02	1,500.00	1,000.00	0.0%
2112	51510 Social Security	37,004.35	38,356.53	48,390.00	28,273.40	48,390.00	49,922.00	3.2%
2112	51520 Retirement	35,985.88	35,860.43	41,748.00	25,783.60	41,748.00	44,375.00	6.3%
2112	51540 Health Insurance	211,597.95	177,044.71	217,254.00	129,907.35	217,254.00	197,426.00	-9.1%
2112	51550 Life Insurance	2,338.00	2,280.58	3,255.00	1,888.20	3,255.00	3,272.00	0.5%
2112	51560 Dental Insurance	10,025.60	9,801.77	12,516.00	7,481.79	12,516.00	11,376.00	-9.1%
2112	52195 Credit Card Collection Fee	2,738.92	2,690.80	2,800.00	1,728.52	2,800.00	2,800.00	0.0%
2112	52420 Machinery And Equip Maint	4,388.61	4,085.86	4,500.00	3,914.04	4,500.00	5,000.00	11.1%
2112	53110 Postage and Box Rent	2,110.63	1,977.89	5,000.00	3,824.52	5,000.00	5,000.00	0.0%
2112	53120 Office Supplies	4,426.06	6,175.04	6,000.00	3,906.83	6,000.00	6,000.00	0.0%
2112	53130 Printing/Photocopying	8,719.31	5,415.60	9,000.00	4,261.20	7,000.00	7,000.00	-22.2%
2112	53135 Internal Printing	26,159.60	27,079.74	15,750.00	12,617.23	26,000.00	18,986.00	20.5%
2112	53150 Computer Supplies	2,656.10	3,286.53	3,000.00	3,340.77	3,000.00	3,000.00	0.0%

City of Waukesha - 2017 Annual Operating Budget

0100 General Fund	2014 Actuals	2015 Actuals	2016 Orig Bud	2016 Actuals	2016 Projected	2017 Executive	PCT Change 2016-2017Orig
2120 Police Community Relations	265,413.36	272,824.60	267,407.00	170,417.40	267,377.00	259,107.00	-3.1%
2120 51110 Salaries	165,635.92	173,999.55	174,254.00	116,003.36	174,254.00	180,438.00	3.5%
2120 51260 Clothing Allowance	1,300.00	1,300.00	1,300.00	1,300.00	1,300.00	1,300.00	0.0%
2120 51510 Social Security	12,120.00	12,765.72	13,330.00	8,914.42	13,300.00	13,804.00	3.6%
2120 51520 Retirement	22,522.18	19,533.52	16,694.00	11,113.18	16,694.00	19,562.00	17.2%
2120 51540 Health Insurance	44,064.28	41,307.24	39,655.00	15,537.42	39,655.00	19,827.00	-50.0%
2120 51550 Life Insurance	166.80	198.78	244.00	144.18	244.00	246.00	0.8%
2120 51560 Dental Insurance	2,280.20	2,280.20	2,280.00	1,578.60	2,280.00	2,280.00	0.0%
2120 52440 Hardware/Software Maintenance	6,400.00	7,450.00	7,450.00	7,450.00	7,450.00	7,450.00	0.0%
2120 53120 Office Supplies/Promotional	7,871.68	7,919.73	8,000.00	5,497.49	8,000.00	10,000.00	25.0%
2120 53490 Explorer Post Expenses	956.43	1,090.79	1,200.00	656.00	1,200.00	1,200.00	0.0%
2120 53940 Bike unit	2,095.87	4,979.07	3,000.00	2,222.75	3,000.00	3,000.00	0.0%

City of Waukesha - 2017 Annual Operating Budget

0100	General Fund	2014 Actuals	2015 Actuals	2016 Orig Bud	2016 Actuals	2016 Projected	2017 Executive	PCT Change 2016-2017Orig
2130	Police Patrol	8,869,685.21	8,746,155.03	8,831,238.00	5,757,321.21	8,781,238.00	9,294,451.00	5.2%
2130	51110 Salaries	5,676,864.98	5,838,039.59	6,033,709.00	3,931,338.48	6,033,709.00	6,311,577.00	4.6%
2130	51210 Wages Permanent	7,245.00	0.00	0.00	0.00	0.00	0.00	0.0%
2130	51220 Overtime	504,622.51	385,394.40	400,000.00	171,406.09	350,000.00	375,000.00	-6.3%
2130	51250 Wages Temporary	7,192.50	16,186.80	14,400.00	14,116.80	14,400.00	37,440.00	160.0%
2130	51260 Clothing Allowance	60,047.25	56,779.11	55,250.00	38,914.14	55,250.00	53,950.00	-2.4%
2130	51510 Social Security	462,404.82	464,311.20	474,935.00	307,032.39	474,935.00	496,163.00	4.5%
2130	51520 Retirement	791,081.77	675,775.84	615,552.00	394,259.08	615,552.00	734,665.00	19.4%
2130	51540 Health Insurance	1,216,691.34	1,188,825.58	1,110,733.00	803,546.03	1,110,733.00	1,159,237.00	4.4%
2130	51550 Life Insurance	5,790.36	5,805.74	7,165.00	4,252.55	7,165.00	7,505.00	4.7%
2130	51560 Dental Insurance	64,562.73	66,957.69	69,300.00	47,597.39	69,300.00	69,720.00	0.6%
2130	51580 Unemployment Compensation	5,857.00	67.47	0.00	163.12	0.00	0.00	0.0%
2130	52110 Medical Services	0.00	0.00	0.00	600.00	0.00	0.00	0.0%
2130	53140 Tactical Equipment	9,445.55	10,650.45	10,000.00	8,154.13	10,000.00	10,000.00	0.0%
2130	53460 Honor Guard	1,808.40	98.61	0.00	2,052.95	0.00	0.00	0.0%
2130	53461 Body Armor	20,982.00	19,588.90	20,000.00	18,216.33	20,000.00	20,000.00	0.0%
2130	53462 CSO Uniforms	0.00	0.00	0.00	0.00	0.00	2,300.00	0.0%
2130	53490 Other Operating Supplies	10,782.75	12,573.65	12,694.00	15,671.73	12,694.00	13,700.00	7.9%
2130	53940 S.R.O. Materials	27.25	101.00	0.00	0.00	0.00	0.00	0.0%
2130	57920 Operating Grants	5,090.00	4,999.00	0.00	0.00	0.00	0.00	0.0%
2130	68170 Computer Software	19,189.00	0.00	0.00	0.00	0.00	0.00	0.0%
2130	68190 Other Capital	0.00	0.00	7,500.00	0.00	7,500.00	3,194.00	-57.4%

City of Waukesha - 2017 Annual Operating Budget

0100	General Fund	2014 Actuals	2015 Actuals	2016 Orig Bud	2016 Actuals	2016 Projected	2017 Executive	PCT Change 2016-2017Orig
2140 Police Investigations CID		2,853,782.35	2,826,637.38	2,848,948.00	1,894,497.89	2,838,298.00	2,927,583.00	2.8%
	2140 51110 Salaries	1,841,949.27	1,884,242.58	1,936,813.00	1,281,208.52	1,936,813.00	1,978,839.00	2.2%
	2140 51220 Overtime	60,136.82	70,525.14	80,000.00	50,616.61	70,000.00	80,000.00	0.0%
	2140 51260 Clothing Allowance	13,035.94	14,575.90	15,600.00	14,950.00	14,950.00	15,600.00	0.0%
	2140 51510 Social Security	141,441.85	145,154.32	154,286.00	100,347.34	154,286.00	157,501.00	2.1%
	2140 51520 Retirement	251,538.31	217,939.45	192,962.00	127,517.48	192,962.00	225,900.00	17.1%
	2140 51540 Health Insurance	484,908.79	428,093.96	415,339.00	275,398.18	415,339.00	409,003.00	-1.5%
	2140 51550 Life Insurance	2,591.58	2,239.23	2,732.00	1,660.76	2,732.00	3,056.00	11.9%
	2140 51560 Dental Insurance	24,689.89	23,830.59	23,916.00	17,088.81	23,916.00	24,684.00	3.2%
	2140 53490 Other Operating Supplies	1,534.21	825.42	2,000.00	1,023.79	2,000.00	2,000.00	0.0%
	2140 53940 Investigation Supplies & Exp	6,955.69	4,210.79	5,000.00	4,386.40	5,000.00	6,000.00	20.0%
	2140 53945 Drug Investigations	25,000.00	35,000.00	20,300.00	20,300.00	20,300.00	25,000.00	23.2%

City of Waukesha - 2017 Annual Operating Budget

0100 General Fund	2014 Actuals	2015 Actuals	2016 Orig Bud	2016 Actuals	2016 Projected	2017 Executive	PCT Change 2016-2017Orig
2150 Police Support Services	750,631.41	722,156.68	571,160.00	390,118.41	571,160.00	598,073.00	4.7%
2150 51110 Salaries	467,795.04	467,835.36	380,196.00	248,267.39	380,196.00	386,178.00	1.6%
2150 51220 Overtime	9,311.01	15,434.53	11,694.00	8,889.89	11,694.00	11,694.00	0.0%
2150 51260 Clothing Allowance	3,900.00	2,979.44	3,250.00	3,250.00	3,250.00	3,250.00	0.0%
2150 51510 Social Security	35,028.83	35,241.78	29,980.00	18,955.67	29,980.00	30,437.00	1.5%
2150 51520 Retirement	59,523.46	49,006.81	37,543.00	24,325.23	37,543.00	43,766.00	16.6%
2150 51540 Health Insurance	145,166.15	127,661.13	85,646.00	67,128.60	85,646.00	99,137.00	15.8%
2150 51550 Life Insurance	950.60	898.75	469.00	276.98	469.00	461.00	-1.7%
2150 51560 Dental Insurance	7,519.61	7,054.75	4,932.00	3,857.88	4,932.00	5,700.00	15.6%
2150 52420 Machinery And Equip Maint	6,030.44	1,914.15	4,700.00	4,521.60	4,700.00	4,700.00	0.0%
2150 53150 Computer Supplies	3,531.11	2,131.21	3,250.00	1,554.08	3,250.00	3,250.00	0.0%
2150 53190 I D Bureau Supplies	11,875.16	11,998.77	9,500.00	9,091.09	9,500.00	9,500.00	0.0%

City of Waukesha - 2017 Annual Operating Budget

0100	General Fund	2014 Actuals	2015 Actuals	2016 Orig Bud	2016 Actuals	2016 Projected	2017 Executive	PCT Change 2016-2017Orig
2151	Police Support Dispatch	1,461,040.95	1,490,361.67	1,445,929.00	984,815.31	1,476,532.00	1,503,631.00	4.0%
2151	51110 Salaries	72,813.30	75,374.47	76,599.00	51,646.92	76,599.00	78,131.00	2.0%
2151	51210 Wages Permanent	804,742.39	841,706.03	863,871.00	557,614.65	863,871.00	873,215.00	1.1%
2151	51220 Overtime	82,233.55	94,315.71	40,000.00	60,965.14	70,000.00	50,000.00	25.0%
2151	51260 Clothing Allowance	5,831.97	5,708.85	6,400.00	6,802.54	6,803.00	6,400.00	0.0%
2151	51510 Social Security	71,427.22	75,330.29	75,006.00	50,245.92	75,006.00	76,603.00	2.1%
2151	51520 Retirement	66,602.77	68,424.85	64,539.00	44,205.09	64,539.00	67,915.00	5.2%
2151	51540 Health Insurance	267,066.14	230,135.70	229,955.00	156,524.34	229,955.00	243,337.00	5.8%
2151	51550 Life Insurance	1,471.90	1,581.33	1,666.00	981.06	1,666.00	1,549.00	-7.0%
2151	51560 Dental Insurance	14,057.04	13,389.56	14,400.00	9,314.29	14,400.00	15,168.00	5.3%
2151	52260 Teletype Services	14,765.00	15,668.00	14,800.00	14,303.00	15,000.00	14,800.00	0.0%
2151	52270 Trunk Radio Operating	0.00	17,420.00	16,293.00	16,292.64	16,293.00	34,113.00	109.4%
2151	52420 Machinery And Equip Maint	23,361.68	20,624.58	11,300.00	6,371.04	11,300.00	11,300.00	0.0%
2151	52490 Radio Service	34,390.97	27,790.31	28,500.00	8,346.91	28,500.00	28,500.00	0.0%
2151	53120 Office Supplies	1,704.98	2,305.94	2,000.00	944.13	2,000.00	2,000.00	0.0%
2151	53150 Computer Supplies	572.04	586.05	600.00	257.64	600.00	600.00	0.0%

City of Waukesha - 2017 Annual Operating Budget

0100	General Fund	2014 Actuals	2015 Actuals	2016 Orig Bud	2016 Actuals	2016 Projected	2017 Executive	PCT Change 2016-2017Orig
2152 Police Support Maintenance		335,368.55	327,987.20	353,227.00	231,057.96	346,427.00	357,548.00	1.2%
	2152 51210 Wages Permanent	48,054.36	50,756.83	51,519.00	34,731.33	51,519.00	52,541.00	2.0%
	2152 51220 Overtime	3,772.56	3,706.11	4,250.00	2,493.36	4,250.00	4,250.00	0.0%
	2152 51510 Social Security	3,776.73	3,951.03	4,266.00	2,708.87	4,266.00	4,345.00	1.9%
	2152 51520 Retirement	3,700.43	3,701.56	3,681.00	2,456.83	3,681.00	3,862.00	4.9%
	2152 51540 Health Insurance	22,032.14	20,653.62	19,827.00	13,737.42	19,827.00	19,827.00	0.0%
	2152 51550 Life Insurance	68.04	84.24	96.00	58.68	96.00	96.00	0.0%
	2152 51560 Dental Insurance	1,140.10	1,140.10	1,140.00	789.30	1,140.00	1,140.00	0.0%
	2152 52210 Water And Sewer	3,526.99	3,696.11	4,839.00	1,947.37	4,839.00	5,081.00	5.0%
	2152 52220 Electric	93,990.69	92,064.00	91,809.00	60,904.34	91,809.00	92,727.00	1.0%
	2152 52240 Heat	28,488.68	16,797.84	23,500.00	6,902.89	20,000.00	20,000.00	-14.9%
	2152 52250 Telephone	75,021.91	77,156.04	92,800.00	62,303.90	89,000.00	89,000.00	-4.1%
	2152 52420 Machinery And Equip Maint	5,357.89	3,469.18	7,000.00	2,480.93	3,500.00	4,200.00	-40.0%
	2152 52470 Building Maintenance	26,596.60	27,877.81	30,000.00	22,574.83	30,000.00	32,000.00	6.7%
	2152 52990 PrisonerHousing/Food	10,597.98	12,409.17	8,000.00	9,297.15	12,000.00	12,000.00	50.0%
	2152 53440 Janitorial Supplies	8,815.34	10,089.75	10,000.00	7,550.82	10,000.00	10,000.00	0.0%
	2152 53460 Clothing And Uniforms	428.11	433.81	500.00	119.94	500.00	500.00	0.0%
	2152 68190 Other Capital	0.00	0.00	0.00	0.00	0.00	5,979.00	0.0%

City of Waukesha - 2017 Annual Operating Budget

0100	General Fund	2014 Actuals	2015 Actuals	2016 Orig Bud	2016 Actuals	2016 Projected	2017 Executive	PCT Change 2016-2017Orig
2153	Police Support Pistol Range	22,782.97	11,916.08	25,844.00	22,186.48	25,438.00	25,450.00	-1.5%
2153	52210 Water And Sewer	275.25	284.87	344.00	411.08	438.00	450.00	30.8%
2153	52220 Electric	3,542.57	3,808.29	4,000.00	2,322.23	4,000.00	4,000.00	0.0%
2153	52240 Heat	3,237.67	2,363.36	3,000.00	1,568.32	2,500.00	2,500.00	-16.7%
2153	52420 Machinery And Equip Maint	15,727.48	5,459.56	18,500.00	17,884.85	18,500.00	18,500.00	0.0%

City of Waukesha - 2017 Annual Operating Budget

0100	General Fund	2014 Actuals	2015 Actuals	2016 Orig Bud	2016 Actuals	2016 Projected	2017 Executive	PCT Change 2016-2017Orig
2155 Police Vehicle Maintenance		256,661.97	205,401.26	257,652.00	120,821.00	197,500.00	238,208.00	-7.5%
	2155 52410 Vehicle Maintenance	71,155.78	76,830.90	70,000.00	47,203.86	70,000.00	70,000.00	0.0%
	2155 53510 Gasoline, Oil, Grease Etc.	178,975.30	121,101.31	180,152.00	67,788.92	120,000.00	160,708.00	-10.8%
	2155 53520 Tires	6,530.89	7,469.05	7,500.00	5,828.22	7,500.00	7,500.00	0.0%

Fire Department

City of Waukesha - 2017 Annual Operating Budget

0100	General Fund	2014 Actuals	2015 Actuals	2016 Orig Bud	2016 Actuals	2016 Projected	2017 Executive	PCT Change 2016-2017Orig
2210	Fire Administration	833,590.53	810,424.33	1,008,528.00	559,347.94	820,640.00	1,026,439.00	1.8%
2210	51110 Salaries	389,555.14	393,467.62	523,745.00	264,493.34	400,000.00	533,172.00	1.8%
2210	51170 Accrued Compensatory time	143.00	1,037.32	0.00	0.00	0.00	0.00	0.0%
2210	51180 Accrued Vacation	(452.64)	552.65	0.00	0.00	0.00	0.00	0.0%
2210	51260 Clothing Allowance	835.39	1,440.00	2,160.00	1,440.00	1,440.00	2,160.00	0.0%
2210	51510 Social Security	12,061.53	12,747.62	15,676.00	8,716.21	13,000.00	15,974.00	1.9%
2210	51520 Retirement	50,462.23	47,396.79	60,929.00	29,252.65	45,000.00	69,877.00	14.7%
2210	51540 Health Insurance	106,314.48	101,343.24	120,947.00	67,313.42	105,000.00	120,947.00	0.0%
2210	51550 Life Insurance	613.30	665.21	1,006.00	517.73	550.00	1,381.00	37.3%
2210	51560 Dental Insurance	5,501.40	5,594.23	6,954.00	3,867.56	6,200.00	6,954.00	0.0%
2210	52210 Water And Sewer	7,171.86	7,229.13	8,240.00	4,016.02	7,229.00	7,592.00	-7.9%
2210	52220 Electric	59,842.06	57,209.48	59,000.00	43,369.39	61,000.00	61,610.00	4.4%
2210	52230 Sewer	3,020.57	3,246.37	4,550.00	2,022.10	3,200.00	3,408.00	-25.1%
2210	52240 Heat	34,444.73	19,862.44	32,000.00	14,122.36	28,000.00	30,000.00	-6.3%
2210	52250 Telephone	26,415.82	32,218.28	33,000.00	20,765.98	33,000.00	34,000.00	3.0%
2210	52270 Trunk Radio Operating	15,689.88	10,611.98	9,821.00	9,880.00	9,821.00	5,421.00	-44.8%
2210	52410 Vehicle Maintenance	7,429.60	682.37	2,000.00	839.34	600.00	1,000.00	-50.0%
2210	52420 Machinery And Equip Maint	29,226.01	22,406.96	34,000.00	25,270.90	25,000.00	32,000.00	-5.9%
2210	52470 Building & GroundsMaintenance	30,926.88	29,249.77	32,000.00	25,901.66	30,000.00	32,000.00	0.0%
2210	53110 Postage and Box Rent	1,655.86	2,164.00	2,200.00	831.45	1,600.00	1,900.00	-13.6%
2210	53120 Office Supplies	1,468.85	1,878.69	2,300.00	2,004.66	1,600.00	1,900.00	-17.4%
2210	53130 Printing/Photocopying	2,446.99	1,943.18	3,000.00	786.01	1,750.00	2,250.00	-25.0%
2210	53135 Internal Printing	6,918.40	5,936.41	4,800.00	2,683.35	5,500.00	5,118.00	6.6%
2210	53150 Computer Supplies	263.04	854.64	500.00	54.36	300.00	300.00	-40.0%
2210	53220 Subscriptions-Office	1,781.06	1,788.66	2,000.00	1,842.15	1,850.00	1,850.00	-7.5%
2210	53240 Membership Dues	1,412.97	1,642.72	1,800.00	1,638.97	1,700.00	2,000.00	11.1%
2210	53250 Conference And Training	18,260.57	22,717.98	23,000.00	14,067.36	17,000.00	23,000.00	0.0%
2210	53440 Janitorial Supplies	14,376.09	16,806.19	15,500.00	8,734.58	14,000.00	15,500.00	0.0%

City of Waukesha - 2017 Annual Operating Budget

0100 General Fund	2014 Actuals	2015 Actuals	2016 Orig Bud	2016 Actuals	2016 Projected	2017 Executive	PCT Change 2016-2017Orig
2210 53490 Other Operating Supplies	1,213.25	5,537.93	4,500.00	3,466.38	4,500.00	4,500.00	0.0%
2210 53510 Gasoline, Oil, Grease Etc.	4,592.21	2,192.47	2,900.00	1,301.01	1,800.00	2,625.00	-9.5%
2210 68190 Other Capital	0.00	0.00	0.00	149.00	0.00	8,000.00	0.0%

City of Waukesha - 2017 Annual Operating Budget

0100	General Fund	2014 Actuals	2015 Actuals	2016 Orig Bud	2016 Actuals	2016 Projected	2017 Executive	PCT Change 2016-2017Orig
2211	Fire Suppression	8,963,817.63	8,946,002.05	8,701,954.00	5,641,800.17	8,782,118.00	9,067,829.00	4.2%
2211	51110 Salaries	5,579,415.38	5,764,619.43	5,860,206.00	3,647,422.59	5,848,647.00	6,052,024.00	3.3%
2211	51220 Overtime	430,661.20	437,898.19	271,299.00	179,657.83	284,864.00	271,299.00	0.0%
2211	51260 Clothing Allowance	46,273.84	44,695.38	46,080.00	47,192.33	47,500.00	46,080.00	0.0%
2211	51510 Social Security	77,350.48	81,602.97	84,858.00	51,938.45	84,858.00	88,481.00	4.3%
2211	51520 Retirement	1,019,040.71	901,921.45	820,048.00	507,411.76	820,048.00	966,673.00	17.9%
2211	51540 Health Insurance	1,454,890.88	1,374,122.74	1,300,200.00	880,415.35	1,277,000.00	1,278,688.00	-1.7%
2211	51550 Life Insurance	7,998.21	8,276.92	9,201.00	5,493.76	9,201.00	9,039.00	-1.8%
2211	51560 Dental Insurance	72,121.69	73,030.83	72,528.00	48,371.76	72,500.00	72,845.00	0.4%
2211	52110 Medical Services	15,046.00	13,006.00	14,500.00	12,182.00	13,500.00	14,500.00	0.0%
2211	52410 Vehicle Maintenance	136,345.60	116,872.83	85,000.00	167,506.66	190,000.00	130,000.00	52.9%
2211	52420 Equipment Maintenance	3,810.77	6,596.44	15,000.00	13,303.46	15,000.00	15,000.00	0.0%
2211	53460 Uniform & Equipment	5,792.01	7,128.49	7,210.00	6,420.87	7,000.00	7,210.00	0.0%
2211	53490 Other Operating Supplies	43,719.65	54,747.40	34,500.00	32,805.64	46,000.00	41,000.00	18.8%
2211	53510 Gasoline, Oil, Grease Etc.	48,275.33	29,060.93	43,324.00	17,818.06	28,000.00	35,500.00	-18.1%
2211	68190 Other Capital	23,075.88	32,422.05	38,000.00	23,859.65	38,000.00	39,490.00	3.9%

City of Waukesha - 2017 Annual Operating Budget

0100	General Fund	2014 Actuals	2015 Actuals	2016 Orig Bud	2016 Actuals	2016 Projected	2017 Executive	PCT Change 2016-2017Orig
2212	Fire Prevention	329,106.02	336,224.63	345,600.00	227,397.44	343,746.00	350,999.00	1.6%
2212	51110 Salaries	230,269.13	181,703.49	186,141.00	122,564.09	186,000.00	190,005.00	2.1%
2212	51210 Wages Permanent	0.00	62,202.03	64,627.00	42,343.74	64,627.00	65,919.00	2.0%
2212	51220 Overtime	0.00	0.00	1,300.00	0.00	1,300.00	650.00	-50.0%
2212	51260 Clothing Allowance	1,800.00	1,800.00	1,800.00	1,800.00	1,800.00	1,800.00	0.0%
2212	51510 Social Security	12,800.59	13,611.97	14,414.00	9,263.85	14,704.00	14,695.00	1.9%
2212	51520 Retirement	23,739.69	22,709.35	21,961.00	14,355.92	22,000.00	24,210.00	10.2%
2212	51540 Health Insurance	46,941.90	44,150.50	42,384.00	29,359.00	42,300.00	42,384.00	0.0%
2212	51550 Life Insurance	281.28	301.94	295.00	224.95	300.00	332.00	12.5%
2212	51560 Dental Insurance	2,454.34	2,454.30	2,454.00	1,699.12	2,500.00	2,454.00	0.0%
2212	52410 Vehicle Maintenance	6,443.50	1,831.58	3,300.00	1,255.74	1,900.00	2,300.00	-30.3%
2212	53480 Educational Supplies	1,766.47	2,248.07	2,500.00	867.86	2,200.00	2,500.00	0.0%
2212	53510 Gasoline, Oil, Grease Etc.	2,609.12	3,211.40	2,724.00	1,887.97	2,365.00	3,750.00	37.7%
2212	68190 Other Capital	0.00	0.00	1,700.00	1,775.20	1,750.00	0.00	-100.0%

City of Waukesha - 2017 Annual Operating Budget

0100	General Fund	2014 Actuals	2015 Actuals	2016 Orig Bud	2016 Actuals	2016 Projected	2017 Executive	PCT Change 2016-2017Orig
2213	Fire EMS	2,282,495.18	2,370,855.64	2,331,618.00	1,489,989.41	2,304,970.00	2,417,244.00	3.7%
2213	51110 Salaries	1,301,285.08	1,417,388.75	1,439,488.00	899,425.70	1,420,000.00	1,486,931.00	3.3%
2213	51210 Wages Permanent	7,631.25	0.00	0.00	0.00	0.00	0.00	0.0%
2213	51220 Overtime	99,781.73	109,474.68	67,825.00	44,902.14	71,216.00	67,825.00	0.0%
2213	51260 Clothing Allowance	10,098.47	10,933.84	11,160.00	11,448.45	11,160.00	11,160.00	0.0%
2213	51510 Social Security	18,805.49	20,525.23	21,623.00	13,022.49	21,623.00	22,032.00	1.9%
2213	51520 Retirement	239,492.80	220,918.33	197,371.00	122,632.91	197,371.00	231,849.00	17.5%
2213	51540 Health Insurance	339,008.17	339,053.87	313,153.00	214,691.85	313,000.00	307,776.00	-1.7%
2213	51550 Life Insurance	1,952.74	2,002.48	2,165.00	1,318.32	2,100.00	2,144.00	-1.0%
2213	51560 Dental Insurance	16,824.62	17,899.69	17,448.00	11,794.85	17,450.00	17,527.00	0.5%
2213	52110 Medical Consultant	0.00	11,000.00	12,000.00	9,000.00	18,000.00	22,500.00	87.5%
2213	52131 Ambulance Billing Service	67,965.37	71,269.93	93,000.00	55,643.23	88,350.00	93,000.00	0.0%
2213	52190 Collection Services	1,268.33	1,920.69	6,300.00	795.80	5,000.00	2,300.00	-63.5%
2213	52410 Vehicle Maintenance	55,574.62	34,402.56	26,000.00	15,749.19	26,000.00	28,000.00	7.7%
2213	52420 Machinery And Equip Maint	7,607.76	7,891.76	7,700.00	1,359.31	7,700.00	9,200.00	19.5%
2213	53420 Medical Supplies	84,060.14	86,740.57	88,000.00	77,614.58	89,000.00	90,000.00	2.3%
2213	53510 Gasoline, Oil, Grease Etc.	31,138.61	19,433.26	28,385.00	10,590.59	17,000.00	25,000.00	-11.9%

City of Waukesha - 2017 Annual Operating Budget

0100	General Fund	2014 Actuals	2015 Actuals	2016 Orig Bud	2016 Actuals	2016 Projected	2017 Executive	PCT Change 2016-2017Orig
2215	County Hazmat Service	21,325.68	20,050.68	30,200.00	18,891.03	30,200.00	31,100.00	3.0%
	2215 52110 Haz Mat Physicals	6,975.00	7,843.00	9,500.00	9,035.00	9,100.00	9,500.00	0.0%
	2215 52410 Vehicle Maintenance	0.00	0.00	1,700.00	2,101.91	2,100.00	2,100.00	23.5%
	2215 53490 Other Operating Supplies	14,350.68	12,207.68	13,000.00	3,062.16	13,000.00	13,000.00	0.0%
	2215 68190 Other Capital	0.00	0.00	6,000.00	4,691.96	6,000.00	6,500.00	8.3%

Building Inspections

City of Waukesha - 2017 Annual Operating Budget

0100	General Fund	2014 Actuals	2015 Actuals	2016 Orig Bud	2016 Actuals	2016 Projected	2017 Executive	PCT Change 2016-2017Orig
2310	Building Inspections	636,813.14	820,029.37	937,523.00	616,985.05	899,665.00	954,773.00	1.8%
2310	51110 Salaries	265,051.65	77,780.96	85,949.00	55,856.02	81,982.00	86,963.00	1.2%
2310	51180 Accrued Vacation	(1,686.44)	416.56	0.00	0.00	0.00	0.00	0.0%
2310	51210 Wages Permanent	127,304.08	496,101.82	545,309.00	359,254.50	527,142.00	553,893.00	1.6%
2310	51220 Overtime	3,533.24	83.08	0.00	0.00	0.00	0.00	0.0%
2310	51250 Wages Temporary	15,120.48	162.50	0.00	0.00	0.00	0.00	0.0%
2310	51510 Social Security	29,021.58	42,318.78	48,291.00	30,675.86	44,942.00	49,025.00	1.5%
2310	51520 Retirement	23,098.67	38,370.82	41,663.00	27,397.12	40,202.00	43,578.00	4.6%
2310	51540 Health Insurance	101,949.26	122,867.02	164,738.00	105,405.65	156,086.00	163,637.00	-0.7%
2310	51550 Life Insurance	1,069.46	1,252.08	1,893.00	1,065.78	1,678.00	2,010.00	6.2%
2310	51560 Dental Insurance	4,362.41	5,107.86	9,492.00	5,212.63	7,779.00	8,295.00	-12.6%
2310	52190 Other Professional Services	38,512.75	2,285.00	7,504.00	4,710.50	5,632.00	5,700.00	-24.0%
2310	52195 Credit Card Collection Fee	2,570.73	2,526.70	1,500.00	2,067.38	3,308.00	5,000.00	233.3%
2310	52250 Telephone	1,866.67	2,773.36	2,670.00	3,808.34	2,568.00	6,672.00	149.9%
2310	52410 Vehicle Maintenance	3,210.75	2,903.26	2,965.00	3,638.53	4,224.00	3,500.00	18.0%
2310	53110 Postage and Box Rent	2,314.19	2,262.66	2,015.00	2,035.68	2,955.00	2,300.00	14.1%
2310	53120 Office Supplies	595.26	775.65	700.00	333.34	700.00	700.00	0.0%
2310	53130 Printing/Photocopying	2,487.63	2,433.49	1,850.00	1,183.00	1,988.00	2,303.00	24.5%
2310	53135 Internal Printing	3,638.36	3,785.77	4,500.00	3,056.82	3,607.00	3,791.00	-15.8%
2310	53190 Permit Seals	1,511.00	1,977.00	1,725.00	1,651.14	2,477.00	1,737.00	0.7%
2310	53220 Subscriptions-Office	138.00	185.00	200.00	0.00	185.00	200.00	0.0%
2310	53240 Membership Dues	637.00	1,291.69	1,742.00	1,565.00	1,772.00	1,772.00	1.7%
2310	53250 Conference And Training	5,037.28	4,774.77	6,865.00	5,904.66	6,865.00	8,667.00	26.2%
2310	53260 Advertising	91.00	0.00	0.00	0.00	0.00	0.00	0.0%
2310	53510 Gasoline, Oil, Grease Etc.	5,378.13	4,608.54	4,952.00	2,163.10	3,073.00	5,030.00	1.6%
2310	68130 Office Furniture & Equipment	0.00	2,985.00	1,000.00	0.00	500.00	0.00	-100.0%

Other Public Safety Services

Emergency Government

Police & Fire Commission

Animal Shelter

Police Reserves

School Crossing Guards

Weights & Measures

City of Waukesha - 2017 Annual Operating Budget

0100	General Fund	2014 Actuals	2015 Actuals	2016 Orig Bud	2016 Actuals	2016 Projected	2017 Executive	PCT Change 2016-2017Orig
2410	Emergency Government	7,161.75	12,555.01	15,180.00	14,796.12	19,280.00	15,180.00	0.0%
2410	52135 Consulting	0.00	0.00	5,000.00	10,000.00	10,000.00	5,000.00	0.0%
2410	52250 Telephone	4,434.26	4,606.56	5,000.00	2,840.71	5,000.00	5,000.00	0.0%
2410	52410 Vehicle Maintenance	875.94	0.00	1,000.00	1,169.30	1,500.00	1,000.00	0.0%
2410	52420 Siren Maintenance	1,663.11	1,183.38	2,000.00	691.02	2,000.00	2,000.00	0.0%
2410	53150 Computer Supplies	0.00	4,149.75	0.00	0.00	0.00	0.00	0.0%
2410	53250 Conference And Training	0.00	1,404.29	1,400.00	0.00	0.00	1,400.00	0.0%
2410	53490 Other Operating Supplies	0.00	1,040.81	450.00	0.00	450.00	450.00	0.0%
2410	53510 Gasoline, Oil, Grease Etc.	188.44	170.22	330.00	95.09	330.00	330.00	0.0%

City of Waukesha - 2017 Annual Operating Budget

0100	General Fund	2014 Actuals	2015 Actuals	2016 Orig Bud	2016 Actuals	2016 Projected	2017 Executive	PCT Change 2016-2017Orig
2910	Police and Fire Commission	24,243.60	20,997.51	44,493.00	15,910.72	20,000.00	39,026.00	-12.3%
2910	52190 Medical/Agility Testing	19,391.38	18,253.46	42,490.00	14,747.03	18,000.00	35,000.00	-17.6%
2910	53110 Postage and Box Rent	10.82	428.70	500.00	18.38	18.00	300.00	-40.0%
2910	53120 Office Supplies	0.00	27.04	100.00	6.37	6.00	100.00	0.0%
2910	53130 Printing/Photocopying	0.00	0.00	427.00	0.00	0.00	100.00	-76.6%
2910	53240 Membership Dues	896.59	720.00	700.00	560.00	700.00	700.00	0.0%
2910	53250 Conference And Training	35.59	47.74	276.00	0.00	276.00	276.00	0.0%
2910	53260 Advertising	2,918.46	492.27	0.00	0.00	0.00	1,550.00	0.0%
2910	53496 Recruitment Expenses	990.76	1,028.30	0.00	578.94	1,000.00	1,000.00	0.0%

City of Waukesha - 2017 Annual Operating Budget

0100 General Fund	2014 Actuals	2015 Actuals	2016 Orig Bud	2016 Actuals	2016 Projected	2017 Executive	PCT Change 2016-2017Orig
2920 Animal Shelter	45,623.00	45,623.00	45,623.00	45,623.00	45,623.00	45,623.00	0.0%
2920 52990 State Mfg Assessment Fee	45,623.00	45,623.00	45,623.00	45,623.00	45,623.00	45,623.00	0.0%

City of Waukesha - 2017 Annual Operating Budget

0100 General Fund	2014 Actuals	2015 Actuals	2016 Orig Bud	2016 Actuals	2016 Projected	2017 Executive	PCT Change 2016-2017Orig
2930 Police Reserve	3,951.98	3,151.68	5,140.00	889.94	4,900.00	5,140.00	0.0%
2930 53110 Postage and Box Rent	40.00	0.00	40.00	0.00	0.00	40.00	0.0%
2930 53250 Conference And Training	351.05	650.00	800.00	114.95	600.00	800.00	0.0%
2930 53350 Recognition	1,265.53	1,067.26	1,600.00	0.00	1,600.00	1,600.00	0.0%
2930 53460 Clothing And Uniforms	2,080.76	1,377.64	2,500.00	709.38	2,500.00	2,500.00	0.0%
2930 53490 Other Operating Supplies	214.64	56.78	200.00	65.61	200.00	200.00	0.0%

City of Waukesha - 2017 Annual Operating Budget

0100 General Fund	2014 Actuals	2015 Actuals	2016 Orig Bud	2016 Actuals	2016 Projected	2017 Executive	PCT Change 2016-2017Orig
2940 School Crossing Guards	104,882.26	105,621.87	102,960.00	62,947.04	106,156.00	107,739.00	4.6%
2940 52190 Other Professional Services	104,882.26	105,621.87	102,960.00	62,947.04	106,156.00	107,739.00	4.6%

City of Waukesha - 2017 Annual Operating Budget

0100 General Fund	2014 Actuals	2015 Actuals	2016 Orig Bud	2016 Actuals	2016 Projected	2017 Executive	PCT Change 2016-2017Orig
2950 Weights and Measures	18,400.00	18,400.00	18,400.00	18,400.00	18,400.00	18,400.00	0.0%
2950 52990 State Mfg Assessment Fee	18,400.00	18,400.00	18,400.00	18,400.00	18,400.00	18,400.00	0.0%

Public

Engineering

Fleet Maintenance

Street Maintenance

Streetlight Maintenance

Snow & Ice Removal

Storm Sewer Maintenance

Works



Engineering Department

City of Waukesha - 2017 Annual Operating Budget

0100 General Fund	2014 Actuals	2015 Actuals	2016 Orig Bud	2016 Actuals	2016 Projected	2017 Executive	PCT Change 2016-2017Orig
3290 DPW/Engineering Division	2,500,874.66	2,553,901.26	2,596,051.00	1,719,814.68	2,484,704.00	2,682,465.00	3.3%
3290 51110 Salaries	1,713,759.56	1,765,171.15	1,770,926.00	1,188,027.21	1,706,970.00	1,779,480.00	0.5%
3290 51170 Accrued Compensatory time	(5,923.25)	(950.24)	0.00	0.00	0.00	0.00	0.0%
3290 51180 Accrued Vacation	3,310.59	(762.01)	0.00	0.00	0.00	0.00	0.0%
3290 51210 Wages Permanent	0.00	500.00	0.00	0.00	0.00	0.00	0.0%
3290 51220 Overtime	4,848.70	3,039.31	4,000.00	2,736.65	4,200.00	4,000.00	0.0%
3290 51250 Wages Temporary	29,180.62	46,528.22	88,920.00	37,329.39	62,000.00	106,528.00	19.8%
3290 51510 Social Security	124,776.36	127,440.96	135,329.00	86,850.87	130,600.00	136,124.00	0.6%
3290 51520 Retirement	117,967.06	117,248.87	116,974.00	74,780.01	112,900.00	121,100.00	3.5%
3290 51540 Health Insurance	368,510.01	346,685.79	342,311.00	231,165.91	335,100.00	369,294.00	7.9%
3290 51550 Life Insurance	5,189.93	5,149.44	6,319.00	3,526.90	5,100.00	5,534.00	-12.4%
3290 51560 Dental Insurance	18,984.54	18,697.42	19,778.00	12,484.23	17,000.00	20,174.00	2.0%
3290 51590 Professional Dues	1,712.50	0.00	0.00	0.00	0.00	0.00	0.0%
3290 52195 Credit Card Collection Fee	1,168.26	838.29	800.00	402.56	850.00	800.00	0.0%
3290 52210 Water And Sewer	1,012.96	1,127.95	1,298.00	567.17	1,140.00	1,363.00	5.0%
3290 52220 Electric	11,325.93	11,172.09	11,250.00	8,186.60	11,500.00	11,363.00	1.0%
3290 52230 Sewer	392.77	307.39	270.00	162.47	320.00	284.00	5.2%
3290 52240 Heat	6,580.13	5,494.35	6,500.00	3,010.09	6,000.00	6,565.00	1.0%
3290 52250 Telephone	10,195.10	12,684.61	12,000.00	9,472.91	12,540.00	12,000.00	0.0%
3290 52270 Trunk Radio Operating	991.99	1,941.00	1,871.00	1,871.00	2,292.00	217.00	-88.4%
3290 52410 Vehicle Maintenance	6,382.92	6,297.93	6,000.00	5,890.53	6,300.00	6,000.00	0.0%
3290 52420 Machinery And Equip Maint	5,277.69	6,475.80	5,200.00	7,215.48	8,000.00	5,200.00	0.0%
3290 52450 Grounds Maintenance & Impr	4,817.36	3,662.12	5,000.00	2,943.47	3,700.00	5,000.00	0.0%
3290 52990 Diggers Hotline Tickets/WWU	6,727.70	6,999.20	7,000.00	7,011.43	7,011.00	7,000.00	0.0%
3290 53110 Postage and Box Rent	4,026.61	3,983.03	4,000.00	3,108.23	3,930.00	4,000.00	0.0%
3290 53120 Office Supplies	1,136.27	1,236.95	1,250.00	935.95	1,250.00	1,250.00	0.0%
3290 53130 Printing/Photocopying	7,910.12	1,494.11	2,800.00	2,030.00	2,500.00	2,800.00	0.0%
3290 53135 Internal Printing	10,933.60	12,715.16	7,000.00	5,471.30	7,000.00	12,064.00	72.3%

City of Waukesha - 2017 Annual Operating Budget

0100	General Fund	2014 Actuals	2015 Actuals	2016 Orig Bud	2016 Actuals	2016 Projected	2017 Executive	PCT Change 2016-2017Orig
3290	53220 Subscriptions-Office	372.20	375.19	375.00	129.25	375.00	375.00	0.0%
3290	53240 Membership Dues	1,267.00	2,549.90	2,200.00	2,411.64	2,411.00	2,200.00	0.0%
3290	53250 Conference And Training	7,968.00	6,942.50	8,000.00	4,601.49	6,500.00	8,000.00	0.0%
3290	53270 Licenses	0.00	0.00	0.00	0.00	0.00	13,500.00	0.0%
3290	53440 Janitorial Supplies	1,249.70	1,248.57	1,250.00	736.60	1,250.00	1,250.00	0.0%
3290	53465 GIS Operating Supplies	3,605.96	6,429.43	8,500.00	4,571.95	8,365.00	8,500.00	0.0%
3290	53490 Other Operating Supplies	10,297.79	8,782.36	9,000.00	6,232.52	8,900.00	9,000.00	0.0%
3290	53510 Gasoline, Oil, Grease Etc.	14,917.98	11,821.47	9,930.00	5,950.87	8,700.00	11,500.00	15.8%
3290	68130 Office Furniture & Equipment	0.00	6,322.95	0.00	0.00	0.00	0.00	0.0%
3290	68190 Other Capital	0.00	4,250.00	0.00	0.00	0.00	10,000.00	0.0%

Street Maintenance

City of Waukesha - 2017 Annual Operating Budget

0100	General Fund	2014 Actuals	2015 Actuals	2016 Orig Bud	2016 Actuals	2016 Projected	2017 Executive	PCT Change 2016-2017Orig
3310 DPW/Street Maint Division		495,880.85	404,467.72	432,097.00	315,546.15	425,683.00	432,729.00	0.1%
	3310 52220 Electric	58,217.90	52,752.64	63,246.00	33,943.22	63,246.00	63,878.00	1.0%
	3310 52310 Street Markings Subcontract	20,671.91	20,537.34	25,000.00	1,419.00	25,000.00	25,000.00	0.0%
	3310 52330 Traffic Signal Maint Subcontr	19,658.00	16,495.85	15,000.00	7,992.95	15,000.00	15,000.00	0.0%
	3310 53490 Other Operating Supplies & Exp	263.39	463.94	0.00	294.20	294.00	0.00	0.0%
	3310 53910 Street Sweeping Disposal	37,750.28	30,000.00	60,000.00	46,195.92	53,000.00	60,000.00	0.0%
	3310 54110 Material-Street Maintenance	300,543.97	222,979.45	215,000.00	195,730.72	215,000.00	215,000.00	0.0%
	3310 54140 Material-Signals, Signs & Guides	58,212.99	59,939.52	53,851.00	29,387.14	53,851.00	53,851.00	0.0%
	3310 54170 Material-Street Cleaning	562.41	1,298.98	0.00	583.00	292.00	0.00	0.0%

City of Waukesha - 2017 Annual Operating Budget

0100	General Fund	2014 Actuals	2015 Actuals	2016 Orig Bud	2016 Actuals	2016 Projected	2017 Executive	PCT Change 2016-2017Orig
3320 Snow & Ice Removal		717,428.07	452,946.20	660,275.00	501,847.01	512,740.00	567,500.00	-14.1%
	3320 52340 Mail Box Repairs	1,516.77	1,963.35	2,000.00	717.68	2,000.00	2,000.00	0.0%
	3320 52350 Contractor Snow Removal	9,045.66	6,313.32	7,500.00	10,796.40	13,000.00	7,500.00	0.0%
	3320 52410 Vehicle Maintenance	13,487.39	16,041.32	18,000.00	10,592.71	18,000.00	18,000.00	0.0%
	3320 53260 Advertising	72.94	0.00	0.00	0.00	0.00	0.00	0.0%
	3320 54520 Sand And Salt	693,305.31	428,628.21	632,775.00	479,740.22	479,740.00	540,000.00	-14.7%

City of Waukesha - 2017 Annual Operating Budget

0100	General Fund	2014 Actuals	2015 Actuals	2016 Orig Bud	2016 Actuals	2016 Projected	2017 Executive	PCT Change 2016-2017Orig	
3330	Fleet Maintenance	708,086.24	659,326.49	725,469.00	526,695.01	725,733.00	811,778.00	11.9%	
3330	51170	Accrued Compensatory time	801.70	718.75	0.00	0.00	0.00	0.00	0.0%
3330	51180	Accrued Vacation	997.48	962.11	0.00	0.00	0.00	0.00	0.0%
3330	51210	Wages Permanent	441,690.52	419,888.32	466,326.00	347,715.91	466,326.00	534,754.00	14.7%
3330	51220	Overtime	14,696.99	13,894.10	10,000.00	8,068.82	10,000.00	10,000.00	0.0%
3330	51510	Social Security	33,152.36	32,491.58	36,439.00	25,939.39	36,439.00	41,674.00	14.4%
3330	51520	Retirement	31,924.11	30,377.39	31,438.00	23,482.04	31,438.00	37,043.00	17.8%
3330	51540	Health Insurance	156,199.22	132,747.09	143,326.00	100,623.46	143,326.00	149,662.00	4.4%
3330	51550	Life Insurance	1,357.66	1,470.93	1,688.00	1,243.22	1,688.00	2,021.00	19.7%
3330	51560	Dental Insurance	7,866.39	7,429.13	8,352.00	5,470.21	8,352.00	8,724.00	4.5%
3330	52250	Telephone	857.69	899.25	900.00	678.54	900.00	900.00	0.0%
3330	52420	Machinery And Equip Maint	861.85	550.00	1,000.00	0.00	1,000.00	1,000.00	0.0%
3330	53250	Conference And Training	0.00	0.00	5,000.00	1,651.39	5,000.00	5,000.00	0.0%
3330	53490	Other Operating Supplies	12,837.06	12,597.23	15,000.00	8,380.97	15,000.00	15,000.00	0.0%
3330	53620	Consumable Tools	3,493.21	2,300.61	3,000.00	3,441.06	3,264.00	3,000.00	0.0%
3330	55330	Equipment Rental	1,350.00	3,000.00	3,000.00	0.00	3,000.00	3,000.00	0.0%

City of Waukesha - 2017 Annual Operating Budget

0100	General Fund	2014 Actuals	2015 Actuals	2016 Orig Bud	2016 Actuals	2016 Projected	2017 Executive	PCT Change 2016-2017Orig
3390	General Public Works	3,626,117.62	3,461,350.65	3,802,921.00	2,332,657.82	3,769,342.00	3,657,395.00	-3.8%
3390	51110 Salaries	165,825.40	123,797.90	171,992.00	111,435.78	171,992.00	175,366.00	2.0%
3390	51170 Accrued Compensatory time	(15,907.85)	(8,234.14)	0.00	0.00	0.00	0.00	0.0%
3390	51180 Accrued Vacation	5,167.86	(5,261.56)	0.00	0.00	0.00	0.00	0.0%
3390	51210 Wages Permanent	1,736,537.39	1,873,448.57	1,978,738.00	1,192,740.22	1,978,738.00	1,926,048.00	-2.7%
3390	51220 Overtime	110,631.31	57,463.43	85,000.00	38,748.78	85,000.00	85,000.00	0.0%
3390	51250 Wages Temporary	5,985.12	3,842.67	7,500.00	6,067.73	7,500.00	7,500.00	0.0%
3390	51410 Board Per Diem	1,530.00	1,530.00	2,346.00	1,020.00	2,346.00	2,346.00	0.0%
3390	51510 Social Security	148,739.45	150,720.57	170,706.00	99,976.35	170,706.00	166,934.00	-2.2%
3390	51520 Retirement	140,709.76	139,081.01	146,751.00	89,388.44	146,751.00	147,845.00	0.7%
3390	51540 Health Insurance	618,246.57	568,808.62	592,861.00	366,789.14	592,861.00	544,904.00	-8.1%
3390	51550 Life Insurance	5,265.17	5,729.98	6,542.00	4,096.35	41,858.00	7,003.00	7.0%
3390	51560 Dental Insurance	32,514.28	32,174.43	35,316.00	20,298.86	35,000.00	31,413.00	-11.1%
3390	51580 Unemployment Compensation	0.00	968.49	0.00	0.00	0.00	0.00	0.0%
3390	52110 Medical Services	433.00	110.00	500.00	0.00	0.00	0.00	-100.0%
3390	52210 Water And Sewer	2,784.32	2,621.45	2,970.00	1,772.28	2,970.00	3,118.00	5.0%
3390	52220 Electric	45,259.10	44,189.24	41,410.00	31,002.34	41,410.00	41,824.00	1.0%
3390	52230 Sewer	1,323.16	1,102.23	1,404.00	1,028.47	1,404.00	1,474.00	5.0%
3390	52240 Heat	36,587.95	21,650.79	35,020.00	13,552.31	35,020.00	35,370.00	1.0%
3390	52250 Telephone	3,346.74	3,539.57	4,000.00	2,489.80	4,000.00	4,000.00	0.0%
3390	52270 Trunk Radio Operating	5,964.42	11,392.00	11,224.00	11,224.00	11,224.00	3,330.00	-70.3%
3390	52410 Vehicle Maintenance	292,705.25	238,777.09	230,000.00	216,213.40	230,000.00	230,000.00	0.0%
3390	52420 Machinery And Equip Maint	4,902.62	2,375.38	5,000.00	3,805.35	5,000.00	5,000.00	0.0%
3390	52470 Building Maintenance	11,927.52	22,477.97	20,000.00	27,149.52	24,612.00	20,000.00	0.0%
3390	53110 Postage and Box Rent	0.96	2.15	0.00	2.35	0.00	0.00	0.0%
3390	53120 Office Supplies	974.55	1,078.20	1,000.00	410.92	1,000.00	1,000.00	0.0%
3390	53130 Printing/Photocopying	2,320.36	2,495.94	2,500.00	1,696.63	2,500.00	2,500.00	0.0%
3390	53135 Internal Printing	1,872.00	1,704.70	5,850.00	5,894.87	5,850.00	8,720.00	49.1%

City of Waukesha - 2017 Annual Operating Budget

0100 General Fund	2014 Actuals	2015 Actuals	2016 Orig Bud	2016 Actuals	2016 Projected	2017 Executive	PCT Change 2016-2017Orig
3390 53240 Membership Dues	140.00	210.00	200.00	0.00	200.00	200.00	0.0%
3390 53250 Conference And Training	631.13	869.90	2,000.00	20.00	2,000.00	2,000.00	0.0%
3390 53440 Janitorial Supplies	3,371.14	3,480.11	4,500.00	3,041.27	4,500.00	4,500.00	0.0%
3390 53460 Clothing And Uniforms	7,912.90	8,000.63	8,500.00	7,232.64	9,900.00	11,000.00	29.4%
3390 53490 Other Operating Supplies	146.45	20.00	0.00	0.00	0.00	0.00	0.0%
3390 53495 Safety Supplies	2,441.09	1,932.43	2,000.00	518.30	2,000.00	2,000.00	0.0%
3390 53510 Gasoline, Oil, Grease Etc.	242,272.87	146,508.19	224,091.00	72,527.02	150,000.00	184,000.00	-17.9%
3390 53620 Consumable Tools	3,555.63	2,742.71	3,000.00	2,514.70	3,000.00	3,000.00	0.0%

City of Waukesha - 2017 Annual Operating Budget

0100	General Fund	2014 Actuals	2015 Actuals	2016 Orig Bud	2016 Actuals	2016 Projected	2017 Executive	PCT Change 2016-2017Orig
3420	Streetlight Maintenance	577,600.58	569,378.22	576,673.00	374,889.23	575,000.00	575,000.00	-0.3%
3420	52220 Electric	543,135.75	534,557.42	541,673.00	357,551.34	540,000.00	540,000.00	-0.3%
3420	53650 Street Lights Maint & Supplies	34,464.83	34,820.80	35,000.00	17,337.89	35,000.00	35,000.00	0.0%

City of Waukesha - 2017 Annual Operating Budget

0100	General Fund	2014 Actuals	2015 Actuals	2016 Orig Bud	2016 Actuals	2016 Projected	2017 Executive	PCT Change 2016-2017Orig
3440	Storm Sewer Maintenance	23,705.41	64,148.64	60,500.00	42,612.85	60,500.00	60,000.00	-0.8%
3440	54130 Material-Storm Sewer	22,912.40	64,148.64	60,000.00	42,612.85	60,000.00	60,000.00	0.0%
3440	55330 Equipment Rental	793.01	0.00	500.00	0.00	500.00	0.00	-100.0%

Culture

Library

Recreation Programs

Park Maintenance

Forestry



& Recreation

Library

City of Waukesha - 2017 Annual Operating Budget

0100	General Fund	2014 Actuals	2015 Actuals	2016 Orig Bud	2016 Actuals	2016 Projected	2017 Executive	PCT Change 2016-2017Orig
5110	Library Administration	395,175.34	396,432.61	404,273.00	272,278.64	407,488.00	426,917.00	5.6%
5110	51110 Salaries	97,560.46	101,007.41	102,647.00	67,248.69	102,634.00	104,700.00	2.0%
5110	51170 Accrued Compensatory time	826.64	1,288.36	0.00	0.00	0.00	0.00	0.0%
5110	51180 Accrued Vacation	721.33	3,993.36	0.00	0.00	0.00	0.00	0.0%
5110	51210 Wages Permanent	117,525.62	127,041.77	128,975.00	86,176.07	134,792.00	143,784.00	11.5%
5110	51220 Overtime	577.11	234.88	200.00	99.24	97.00	200.00	0.0%
5110	51510 Social Security	15,647.54	16,671.89	17,734.00	11,296.14	17,497.00	19,024.00	7.3%
5110	51520 Retirement	15,083.12	15,507.64	15,300.00	10,132.53	15,677.00	16,910.00	10.5%
5110	51540 Health Insurance	66,096.42	47,907.34	45,991.00	31,861.26	44,251.00	45,991.00	0.0%
5110	51550 Life Insurance	376.23	417.44	490.00	300.96	416.00	534.00	9.0%
5110	51560 Dental Insurance	3,420.30	2,652.26	2,652.00	1,836.18	2,550.00	2,652.00	0.0%
5110	52110 Drug Screening	250.00	0.00	250.00	0.00	0.00	250.00	0.0%
5110	52250 Telephone	9,740.71	10,584.60	11,000.00	6,607.65	8,284.00	11,000.00	0.0%
5110	53110 Postage and Box Rent	4,220.68	5,538.98	5,600.00	3,599.16	5,600.00	5,600.00	0.0%
5110	53120 Office Supplies	5,223.66	4,754.40	4,800.00	2,597.68	4,800.00	5,000.00	4.2%
5110	53130 Printing/Photocopying	21,924.26	16,652.22	24,869.00	12,670.30	20,000.00	24,000.00	-3.5%
5110	53135 Internal Printing	275.60	4,567.23	7,020.00	4,668.29	7,872.00	6,857.00	-2.3%
5110	53240 Membership Dues	972.10	1,298.80	1,250.00	548.40	1,127.00	1,850.00	48.0%
5110	53250 Conference And Training	5,318.46	4,079.67	4,470.00	3,899.18	4,470.00	5,000.00	11.9%
5110	53260 Advertising	675.94	670.34	1,000.00	339.60	519.00	1,000.00	0.0%
5110	53320 Employee Auto Allowance	1,682.89	2,196.34	1,200.00	715.93	2,041.00	1,200.00	0.0%
5110	53490 Other Operating Supplies	994.28	1,223.78	1,000.00	1,157.08	1,000.00	1,000.00	0.0%
5110	55160 Workman's Comp Insurance	9,397.99	11,677.97	10,172.00	10,007.21	16,208.00	12,712.00	25.0%
5110	55190 General Liability Insurance	16,664.00	16,465.93	16,653.00	15,728.09	16,653.00	16,653.00	0.0%
5110	68130 Office Furniture & Equipment	0.00	0.00	1,000.00	789.00	1,000.00	1,000.00	0.0%

City of Waukesha - 2017 Annual Operating Budget

0100 General Fund	2014 Actuals	2015 Actuals	2016 Orig Bud	2016 Actuals	2016 Projected	2017 Executive	PCT Change 2016-2017Orig
5111 Library Technology Dept.	221,820.87	262,019.13	255,137.00	174,049.71	231,411.00	235,003.00	-7.9%
5111 51110 Salaries	102,498.61	127,709.01	129,577.00	84,893.52	129,567.00	135,793.00	4.8%
5111 51510 Social Security	7,421.61	9,157.46	9,913.00	6,431.41	9,814.00	10,388.00	4.8%
5111 51520 Retirement	7,168.87	8,675.44	8,552.00	5,602.90	8,544.00	9,057.00	5.9%
5111 51540 Health Insurance	22,032.14	37,335.39	39,655.00	15,537.42	21,578.00	19,827.00	-50.0%
5111 51550 Life Insurance	103.04	105.68	148.00	95.16	112.00	228.00	54.1%
5111 51560 Dental Insurance	1,140.10	1,710.15	2,280.00	789.30	1,096.00	1,140.00	-50.0%
5111 52190 Other Professional Services	0.00	4,000.00	4,000.00	945.00	945.00	0.00	-100.0%
5111 52990 Cafe Contractual Services	81,456.50	73,326.00	61,012.00	59,755.00	59,755.00	58,570.00	-4.0%

City of Waukesha - 2017 Annual Operating Budget

0100	General Fund	2014 Actuals	2015 Actuals	2016 Orig Bud	2016 Actuals	2016 Projected	2017 Executive	PCT Change 2016-2017Orig
5120	Library Building	583,094.30	640,256.41	591,645.00	395,876.99	580,016.00	597,652.00	1.0%
5120	51110 Salaries	62,239.87	64,429.18	65,476.00	44,508.49	66,613.00	69,457.00	6.1%
5120	51210 Wages Permanent	135,713.26	140,559.36	134,843.00	93,280.47	136,739.00	135,931.00	0.8%
5120	51220 Overtime	3,516.06	5,417.34	4,500.00	2,394.68	4,500.00	4,500.00	0.0%
5120	51510 Social Security	14,606.09	15,291.23	15,669.00	10,187.33	14,941.00	16,056.00	2.5%
5120	51520 Retirement	14,096.09	14,298.22	13,518.00	9,252.15	14,262.00	14,272.00	5.6%
5120	51540 Health Insurance	51,105.86	47,907.34	45,991.00	31,861.26	44,251.00	45,991.00	0.0%
5120	51550 Life Insurance	771.85	855.22	1,201.00	623.22	845.00	1,243.00	3.5%
5120	51560 Dental Insurance	2,652.26	2,652.26	2,652.00	1,836.18	2,550.00	2,652.00	0.0%
5120	52160 Janitorial Services	7,728.00	7,728.00	7,728.00	4,508.00	7,728.00	7,728.00	0.0%
5120	52190 Other Professional Services	57,628.14	56,677.53	58,000.00	37,783.14	58,000.00	58,000.00	0.0%
5120	52210 Water And Sewer	7,131.48	9,201.21	5,125.00	4,197.86	4,729.00	5,125.00	0.0%
5120	52220 Electric	113,190.98	109,203.43	116,000.00	65,566.53	107,412.00	116,000.00	0.0%
5120	52240 Heat	30,532.50	18,929.43	22,000.00	8,899.46	11,504.00	22,000.00	0.0%
5120	52470 Building Maintenance	72,892.68	139,363.62	87,187.00	72,290.94	94,187.00	90,000.00	3.2%
5120	53120 Office Supplies	10.18	0.00	0.00	0.00	0.00	0.00	0.0%
5120	55110 Property And Boiler Insuranc	9,279.00	7,743.04	8,755.00	8,687.28	8,755.00	8,697.00	-0.7%
5120	68190 Other Capital	0.00	0.00	3,000.00	0.00	3,000.00	0.00	-100.0%

City of Waukesha - 2017 Annual Operating Budget

0100	General Fund	2014 Actuals	2015 Actuals	2016 Orig Bud	2016 Actuals	2016 Projected	2017 Executive	PCT Change 2016-2017Orig
5130	Circulation	636,880.82	634,237.16	651,092.00	437,800.23	654,576.00	640,766.00	-1.6%
5130	51110 Salaries	62,296.81	64,592.85	65,514.00	45,553.12	70,907.00	68,814.00	5.0%
5130	51210 Wages Permanent	331,514.41	342,699.30	312,863.00	238,409.73	363,312.00	346,177.00	10.6%
5130	51220 Overtime	1,887.21	1,311.44	2,700.00	938.20	1,600.00	2,700.00	0.0%
5130	51250 Wages Temporary	94,552.96	89,388.87	128,780.00	60,270.38	86,717.00	103,400.00	-19.7%
5130	51510 Social Security	30,993.35	30,191.65	29,893.00	20,533.93	30,440.00	30,588.00	2.3%
5130	51520 Retirement	27,276.76	25,568.60	23,780.00	16,278.05	25,277.00	23,670.00	-0.5%
5130	51540 Health Insurance	60,747.44	57,107.44	52,327.00	34,994.92	44,443.00	32,499.00	-37.9%
5130	51550 Life Insurance	1,047.03	1,007.99	1,158.00	581.23	922.00	368.00	-68.2%
5130	51560 Dental Insurance	3,792.36	3,792.36	3,792.00	2,450.08	3,604.00	2,652.00	-30.1%
5130	52120 Collection Services	4,645.05	3,374.15	5,700.00	1,879.50	2,756.00	5,700.00	0.0%
5130	52195 Credit Card Collection Fee	2,927.75	2,256.06	2,100.00	1,734.55	2,613.00	2,100.00	0.0%
5130	52420 Machinery And Equip Maint	8,503.28	8,681.16	13,084.00	12,084.00	12,584.00	15,098.00	15.4%
5130	53120 Office Supplies	6,696.41	4,265.29	4,401.00	2,092.54	4,401.00	4,500.00	2.2%
5130	68130 Office Furniture & Equipment	0.00	0.00	5,000.00	0.00	5,000.00	2,500.00	-50.0%

City of Waukesha - 2017 Annual Operating Budget

0100	General Fund	2014 Actuals	2015 Actuals	2016 Orig Bud	2016 Actuals	2016 Projected	2017 Executive	PCT Change 2016-2017Orig
5132	Big Read Grant	21,707.27	22,084.28	15,000.00	18,843.40	21,422.00	15,000.00	0.0%
5132	52190 Other Professional Services	11,138.33	8,930.10	6,000.00	4,180.20	7,000.00	6,000.00	0.0%
5132	53110 Postage and Box Rent	10.69	0.00	250.00	0.00	250.00	250.00	0.0%
5132	53120 Office Supplies	839.94	742.87	500.00	168.00	500.00	500.00	0.0%
5132	53130 Printing/Photocopying	2,932.05	1,895.62	1,000.00	2,073.40	1,000.00	1,000.00	0.0%
5132	53260 Advertising	0.00	2,405.00	0.00	0.00	0.00	0.00	0.0%
5132	53320 Employee Auto Allowance	56.00	0.00	0.00	0.00	250.00	0.00	0.0%
5132	53710 Library Books/Materials	6,730.26	8,110.69	7,250.00	12,421.80	12,422.00	7,250.00	0.0%

City of Waukesha - 2017 Annual Operating Budget

0100	General Fund	2014 Actuals	2015 Actuals	2016 Orig Bud	2016 Actuals	2016 Projected	2017 Executive	PCT Change 2016-2017Orig
5140	Children's Services	468,853.67	510,019.26	520,422.00	337,919.52	518,021.00	526,869.00	1.2%
5140	51110 Salaries	116,562.40	123,676.73	128,823.00	82,695.75	126,219.00	131,350.00	2.0%
5140	51210 Wages Permanent	160,232.63	164,529.45	167,359.00	109,577.86	168,932.00	176,675.00	5.6%
5140	51220 Overtime	869.72	560.55	1,000.00	333.00	333.00	1,000.00	0.0%
5140	51250 Wages Temporary	2,712.53	6,286.58	6,274.00	7,339.04	9,642.00	6,458.00	2.9%
5140	51510 Social Security	19,868.51	21,598.90	22,825.00	14,044.15	21,285.00	22,334.00	-2.2%
5140	51520 Retirement	17,610.49	19,615.60	19,442.00	12,249.02	18,557.00	19,301.00	-0.7%
5140	51540 Health Insurance	49,590.29	64,560.86	59,482.00	41,753.70	57,984.00	57,680.00	-3.0%
5140	51550 Life Insurance	474.85	291.20	387.00	249.00	324.00	491.00	26.9%
5140	51560 Dental Insurance	2,060.95	2,280.20	2,280.00	1,578.60	2,195.00	2,280.00	0.0%
5140	53120 Office Supplies	1,926.08	1,581.44	2,800.00	1,134.89	2,800.00	3,300.00	17.9%
5140	53450 Program Supplies	8,063.91	8,996.63	11,000.00	8,446.96	11,000.00	11,000.00	0.0%
5140	53710 Library Books/Materials	88,881.31	96,041.12	94,750.00	58,517.55	94,750.00	95,000.00	0.3%
5140	68130 Office Furniture & Equipment	0.00	0.00	4,000.00	0.00	4,000.00	0.00	-100.0%

City of Waukesha - 2017 Annual Operating Budget

0100 General Fund	2014 Actuals	2015 Actuals	2016 Orig Bud	2016 Actuals	2016 Projected	2017 Executive	PCT Change 2016-2017Orig
5141 Children's Services Grant	2,823.33	3,237.28	2,700.00	561.96	4,474.00	2,700.00	0.0%
5141 53120 Office Supplies	793.25	1,687.30	652.00	211.96	0.00	652.00	0.0%
5141 53490 Other Operating Supplies	1,798.18	1,367.18	2,048.00	350.00	4,474.00	2,048.00	0.0%
5141 53710 Library Books/Materials	231.90	182.80	0.00	0.00	0.00	0.00	0.0%

City of Waukesha - 2017 Annual Operating Budget

0100	General Fund	2014 Actuals	2015 Actuals	2016 Orig Bud	2016 Actuals	2016 Projected	2017 Executive	PCT Change 2016-2017Orig
5150	Information & Adult Services	916,331.70	931,963.66	955,957.00	592,967.17	903,413.00	962,134.00	0.6%
5150	51110 Salaries	383,015.30	392,238.65	410,469.00	255,353.33	371,034.00	398,118.00	-3.0%
5150	51210 Wages Permanent	64,010.64	85,212.61	82,374.00	59,522.77	87,797.00	85,424.00	3.7%
5150	51220 Overtime	16.77	0.00	152.00	211.76	982.00	152.00	0.0%
5150	51250 Wages Temporary	2,096.77	1,025.04	0.00	327.36	327.00	0.00	0.0%
5150	51510 Social Security	33,406.09	36,055.98	37,714.00	23,936.62	35,235.00	37,003.00	-1.9%
5150	51520 Retirement	31,410.82	32,405.98	32,366.00	20,338.54	30,111.00	32,714.00	1.1%
5150	51540 Health Insurance	85,186.92	65,530.23	61,722.00	38,445.13	50,421.00	75,213.00	21.9%
5150	51550 Life Insurance	538.68	625.17	719.00	383.86	268.00	528.00	-26.6%
5150	51560 Dental Insurance	4,152.57	3,538.60	3,582.00	1,734.66	1,033.00	4,350.00	21.4%
5150	52420 Machinery And Equip Maint	3,192.98	1,250.00	3,049.00	1,294.89	1,295.00	3,050.00	0.0%
5150	53120 Office Supplies	1,772.57	1,542.02	1,800.00	299.99	1,800.00	2,800.00	55.6%
5150	53450 Programming	3,178.91	4,239.82	6,282.00	4,075.18	6,682.00	7,282.00	15.9%
5150	53710 Library Books/Materials	303,460.73	307,563.46	315,228.00	186,386.18	315,728.00	315,000.00	-0.1%
5150	53740 Bindings	891.95	736.10	500.00	656.90	700.00	500.00	0.0%

City of Waukesha - 2017 Annual Operating Budget

0100	General Fund	2014 Actuals	2015 Actuals	2016 Orig Bud	2016 Actuals	2016 Projected	2017 Executive	PCT Change 2016-2017Orig
5151	Info & Adult Services Grant	63,439.07	56,142.84	55,379.00	46,125.41	55,801.00	36,858.00	-33.4%
5151	51210 Wages Permanent	21,344.60	22,091.34	21,684.00	15,141.18	22,455.00	22,906.00	5.6%
5151	51510 Social Security	1,501.15	1,538.59	1,659.00	1,088.67	1,614.00	1,752.00	5.6%
5151	51520 Retirement	1,493.58	1,501.52	1,431.00	999.22	1,481.00	1,558.00	8.9%
5151	51540 Health Insurance	11,016.05	10,326.79	9,914.00	6,868.64	9,539.00	9,914.00	0.0%
5151	51550 Life Insurance	105.30	107.79	121.00	82.62	108.00	158.00	30.6%
5151	51560 Dental Insurance	570.03	570.03	570.00	394.58	548.00	570.00	0.0%
5151	53710 Library Books/Materials	27,408.36	20,006.78	20,000.00	21,550.50	20,056.00	0.00	-100.0%

City of Waukesha - 2017 Annual Operating Budget

0100	General Fund	2014 Actuals	2015 Actuals	2016 Orig Bud	2016 Actuals	2016 Projected	2017 Executive	PCT Change 2016-2017Orig
5160 Outreach Services		36,647.94	36,793.97	36,034.00	24,878.97	36,177.00	37,513.00	4.1%
	5160 51210 Wages Permanent	21,344.60	22,091.34	21,684.00	15,141.26	22,455.00	22,906.00	5.6%
	5160 51510 Social Security	1,501.13	1,538.58	1,659.00	1,088.74	1,614.00	1,752.00	5.6%
	5160 51520 Retirement	1,493.57	1,501.52	1,431.00	999.37	1,482.00	1,558.00	8.9%
	5160 51540 Health Insurance	11,016.09	10,326.83	9,914.00	6,868.78	9,539.00	9,914.00	0.0%
	5160 51550 Life Insurance	105.36	107.81	121.00	82.62	108.00	158.00	30.6%
	5160 51560 Dental Insurance	570.07	570.07	570.00	394.72	548.00	570.00	0.0%
	5160 53320 Employee Auto Allowance	617.12	657.82	655.00	303.48	431.00	655.00	0.0%

City of Waukesha - 2017 Annual Operating Budget

0100	General Fund	2014 Actuals	2015 Actuals	2016 Orig Bud	2016 Actuals	2016 Projected	2017 Executive	PCT Change 2016-2017Orig
5170 Technical Services		341,044.96	338,972.20	356,834.00	235,501.17	381,525.00	384,310.00	7.7%
	5170 51110 Salaries	127,508.47	132,687.55	134,699.00	83,600.58	120,836.00	145,866.00	8.3%
	5170 51210 Wages Permanent	138,941.36	135,654.77	142,148.00	98,718.17	170,580.00	141,118.00	-0.7%
	5170 51220 Overtime	0.00	0.00	0.00	57.70	100.00	0.00	0.0%
	5170 51250 Wages Temporary	0.00	0.00	0.00	3,596.32	6,000.00	0.00	0.0%
	5170 51510 Social Security	20,046.90	20,374.58	20,133.00	13,907.60	21,083.00	21,954.00	9.0%
	5170 51520 Retirement	17,233.75	17,634.03	17,369.00	11,620.83	17,923.00	19,515.00	12.4%
	5170 51540 Health Insurance	10,562.26	9,900.11	9,504.00	7,163.39	13,358.00	29,331.00	208.6%
	5170 51550 Life Insurance	616.27	645.82	865.00	464.87	411.00	818.00	-5.4%
	5170 51560 Dental Insurance	557.98	558.05	558.00	286.22	286.00	1,698.00	204.3%
	5170 51580 Unemployment Compensation	4,486.00	0.00	0.00	0.00	0.00	0.00	0.0%
	5170 52190 Other Professional Services	2,583.00	2,541.75	3,151.00	2,541.75	2,541.00	2,483.00	-21.2%
	5170 53120 Office Supplies	18,502.52	18,975.54	28,407.00	13,543.74	28,407.00	21,527.00	-24.2%
	5170 53710 Library Books/Materials	6.45	0.00	0.00	0.00	0.00	0.00	0.0%

Parks, Recreation & Forestry

Parks

Recreation

Forestry

Parks

City of Waukesha - 2017 Annual Operating Budget

0100	General Fund	2014 Actuals	2015 Actuals	2016 Orig Bud	2016 Actuals	2016 Projected	2017 Executive	PCT Change 2016-2017Orig
5510	Park & Rec Administration	546,958.32	564,858.90	568,092.00	367,539.17	567,168.00	597,780.00	5.2%
5510	51110 Salaries	295,097.50	259,513.22	178,762.00	117,114.71	178,762.00	187,262.00	4.8%
5510	51170 Accrued Compensatory time	(2,664.39)	2,662.99	0.00	0.00	0.00	0.00	0.0%
5510	51180 Accrued Vacation	821.41	825.24	0.00	0.00	0.00	0.00	0.0%
5510	51210 Wages Permanent	54,177.81	101,037.15	191,782.00	122,409.27	190,300.00	213,806.00	11.5%
5510	51220 Overtime	567.43	14.53	100.00	14.47	15.00	80.00	-20.0%
5510	51250 Wages Temporary	4,087.07	3,872.29	1,600.00	258.75	1,600.00	1,600.00	0.0%
5510	51510 Social Security	25,456.34	25,372.74	25,874.00	16,762.13	25,874.00	29,349.00	13.4%
5510	51520 Retirement	24,170.19	22,855.45	21,798.00	14,938.51	21,798.00	24,203.00	11.0%
5510	51540 Health Insurance	83,062.38	73,990.27	85,646.00	59,336.10	85,646.00	85,646.00	0.0%
5510	51550 Life Insurance	999.39	1,007.70	1,213.00	711.42	1,213.00	1,236.00	1.9%
5510	51560 Dental Insurance	5,036.31	4,381.32	4,932.00	3,639.55	4,932.00	4,932.00	0.0%
5510	52110 Medical Services	90.00	50.00	0.00	0.00	0.00	0.00	0.0%
5510	52190 Other Professional Services	7,290.00	7,084.85	7,065.00	2,742.50	6,950.00	7,500.00	6.2%
5510	52250 Telephone	3,140.44	3,148.75	4,500.00	1,895.79	4,400.00	4,500.00	0.0%
5510	52270 Trunk Radio Operating	3,393.65	6,641.00	6,267.00	6,267.00	6,267.00	475.00	-92.4%
5510	52420 Machinery And Equip Maint	2,336.50	2,171.50	1,458.00	1,751.50	1,752.00	1,752.00	20.2%
5510	53110 Postage and Box Rent	7,098.61	7,715.70	7,500.00	3,096.08	6,926.00	7,100.00	-5.3%
5510	53120 Office Supplies	4,196.65	4,734.39	5,000.00	2,393.42	4,692.00	4,900.00	-2.0%
5510	53130 Printing/Photocopying	2,622.76	2,260.80	2,300.00	3,135.73	3,748.00	3,000.00	30.4%
5510	53135 Internal Printing	11,155.00	16,637.77	5,330.00	2,879.39	5,330.00	4,957.00	-7.0%
5510	53220 Subscriptions-Office	444.90	439.26	440.00	457.00	457.00	457.00	3.9%
5510	53240 Membership Dues	3,175.00	3,175.00	3,125.00	3,005.00	3,125.00	3,125.00	0.0%
5510	53250 Conference And Training	1,214.82	4,734.10	4,400.00	1,338.28	4,388.00	4,400.00	0.0%
5510	53260 Promotion & Marketing	6,163.55	6,837.88	9,000.00	3,392.57	8,993.00	7,500.00	-16.7%
5510	68130 Office Furniture & Equipment	0.00	3,695.00	0.00	0.00	0.00	0.00	0.0%
5510	68190 Other Capital	3,825.00	0.00	0.00	0.00	0.00	0.00	0.0%

City of Waukesha - 2017 Annual Operating Budget

0100	General Fund	2014 Actuals	2015 Actuals	2016 Orig Bud	2016 Actuals	2016 Projected	2017 Executive	PCT Change 2016-2017Orig
5520	Park Maintenance	2,206,757.88	2,249,879.69	2,393,364.00	1,581,069.42	2,380,042.00	2,421,420.00	1.2%
5520	51110 Salaries	65,384.74	108,366.77	137,554.00	87,972.07	137,554.00	136,965.00	-0.4%
5520	51210 Wages Permanent	894,226.42	940,301.88	987,978.00	636,445.84	969,678.00	1,004,763.00	1.7%
5520	51220 Overtime	17,253.87	9,001.44	10,000.00	7,233.02	12,000.00	10,000.00	0.0%
5520	51250 Wages Temporary	163,369.93	152,054.19	168,442.00	131,857.48	169,200.00	170,374.00	1.1%
5520	51510 Social Security	74,512.71	79,137.13	89,449.00	55,228.08	89,000.00	90,399.00	1.1%
5520	51520 Retirement	68,898.50	72,193.56	75,093.00	48,348.25	80,000.00	78,122.00	4.0%
5520	51540 Health Insurance	332,173.69	329,531.44	328,759.00	221,850.24	329,000.00	326,848.00	-0.6%
5520	51550 Life Insurance	2,425.16	2,686.90	3,405.00	2,109.98	3,300.00	3,729.00	9.5%
5520	51560 Dental Insurance	17,390.05	17,512.36	18,984.00	12,880.86	19,000.00	18,984.00	0.0%
5520	51580 Unemployment Compensation	990.77	6,498.72	6,000.00	89.12	3,000.00	3,000.00	-50.0%
5520	52160 Janitorial Services	21.76	0.00	0.00	0.00	0.00	0.00	0.0%
5520	52210 Water And Sewer	20,462.92	26,525.97	23,500.00	14,916.51	23,000.00	24,675.00	5.0%
5520	52220 Electric	114,642.39	113,141.52	121,200.00	79,412.66	121,000.00	122,412.00	1.0%
5520	52230 Sewer	5,041.20	6,154.24	4,905.00	3,641.65	5,600.00	5,151.00	5.0%
5520	52240 Heat	57,990.44	38,207.50	45,000.00	21,003.69	41,000.00	45,000.00	0.0%
5520	52250 Telephone	6,546.16	6,507.59	6,221.00	5,183.60	6,500.00	8,121.00	30.5%
5520	52410 Vehicle/Machinery Maintenance	80,722.84	82,004.58	78,062.00	65,858.28	81,300.00	81,000.00	3.8%
5520	52420 Machinery And Equip Maint	2,702.78	3,402.51	4,500.00	1,175.26	3,900.00	4,500.00	0.0%
5520	52450 Grounds Maintenance & Impr	43,964.28	44,824.71	45,000.00	44,918.28	46,000.00	47,000.00	4.4%
5520	52480 Parks Building Maintenance	63,930.37	54,617.31	58,934.00	36,789.29	63,000.00	58,934.00	0.0%
5520	53140 Small Equipment	3,710.01	3,900.00	3,900.00	3,016.18	4,000.00	4,000.00	2.6%
5520	53220 Subscriptions-Office	0.00	92.00	130.00	0.00	130.00	130.00	0.0%
5520	53240 Membership Dues	175.00	175.00	180.00	0.00	180.00	180.00	0.0%
5520	53250 Conference And Training	2,554.68	4,064.90	4,583.00	1,135.46	4,600.00	4,583.00	0.0%
5520	53410 Agricultural/Horticultural S	26,421.02	28,675.77	29,250.00	24,440.56	29,500.00	29,250.00	0.0%
5520	53440 Janitorial Supplies	15,754.46	16,259.94	15,450.00	13,021.41	16,000.00	16,000.00	3.6%
5520	53460 Clothing And Uniforms	6,391.17	6,849.16	6,500.00	3,925.24	6,800.00	7,000.00	7.7%

City of Waukesha - 2017 Annual Operating Budget

0100	General Fund	2014 Actuals	2015 Actuals	2016 Orig Bud	2016 Actuals	2016 Projected	2017 Executive	PCT Change 2016-2017Orig
5520	53510 Gasoline, Oil, Grease Etc.	95,498.55	69,711.36	83,485.00	41,435.85	78,000.00	80,000.00	-4.2%
5520	53520 Tires	10,034.89	9,655.40	10,000.00	4,075.08	9,800.00	10,000.00	0.0%
5520	53620 Consumable Tools	12,238.18	10,527.28	11,900.00	12,232.05	12,500.00	12,000.00	0.8%
5520	54110 Material-Street Maintenance	1,328.94	6,769.96	15,000.00	873.43	15,500.00	18,300.00	22.0%
5520	68130 Office Furniture & Equipment	0.00	528.60	0.00	0.00	0.00	0.00	0.0%

City of Waukesha - 2017 Annual Operating Budget

0100	General Fund	2014 Actuals	2015 Actuals	2016 Orig Bud	2016 Actuals	2016 Projected	2017 Executive	PCT Change 2016-2017Orig
5530	Riverwalk	26,801.27	24,569.59	26,071.00	17,102.30	25,949.00	33,103.00	27.0%
5530	51220 Overtime	36.56	0.00	0.00	42.98	0.00	0.00	0.0%
5530	51250 Wages Temporary	10,090.01	9,738.85	10,279.00	10,190.46	10,200.00	16,790.00	63.3%
5530	51510 Social Security	217.29	0.00	149.00	148.38	149.00	243.00	63.1%
5530	52210 Water And Sewer	1,468.44	1,526.92	1,900.00	1,025.04	1,900.00	1,910.00	0.5%
5530	52220 Electric	8,485.53	8,670.37	8,515.00	5,378.70	8,500.00	8,900.00	4.5%
5530	52230 Sewer	188.38	216.75	228.00	89.38	250.00	260.00	14.0%
5530	52450 Grounds Maintenance & Impr	6,315.06	4,416.70	5,000.00	227.36	4,950.00	5,000.00	0.0%

City of Waukesha - 2017 Annual Operating Budget

0100	General Fund	2014 Actuals	2015 Actuals	2016 Orig Bud	2016 Actuals	2016 Projected	2017 Executive	PCT Change 2016-2017Orig
5532	Maintenance-Frame	54,546.57	54,087.97	54,025.00	46,044.79	54,000.00	57,412.00	6.3%
5532	51220 Overtime	31.52	7.14	0.00	0.00	0.00	0.00	0.0%
5532	51250 Wages Temporary	13,245.78	13,921.30	15,512.00	14,230.08	15,500.00	16,646.00	7.3%
5532	51510 Social Security	122.06	233.99	225.00	199.81	225.00	241.00	7.1%
5532	52210 Water And Sewer	1,410.74	2,245.11	1,313.00	1,032.21	1,300.00	1,378.00	5.0%
5532	52220 Electric	26,206.90	23,238.91	22,000.00	15,987.92	22,000.00	22,220.00	1.0%
5532	52230 Sewer	684.60	709.45	575.00	530.97	575.00	503.00	-12.5%
5532	52240 Heat	2,711.16	1,832.48	2,400.00	1,225.06	2,400.00	2,424.00	1.0%
5532	52450 Grounds Maintenance & Impr	10,133.81	11,899.59	12,000.00	12,838.74	12,000.00	14,000.00	16.7%

Recreation

City of Waukesha - 2017 Annual Operating Budget

0100	General Fund	2014 Actuals	2015 Actuals	2016 Orig Bud	2016 Actuals	2016 Projected	2017 Executive	PCT Change 2016-2017Orig
5310	Recreation Programs	951,061.79	957,246.54	884,941.00	631,095.22	871,791.00	925,848.00	4.6%
5310	51110 Salaries	311,469.22	326,826.64	326,027.00	210,794.79	316,000.00	344,179.00	5.6%
5310	51210 Wages Permanent	38,286.37	40,532.21	40,013.00	26,315.09	40,013.00	40,813.00	2.0%
5310	51220 Overtime	85.13	305.67	200.00	281.04	220.00	225.00	12.5%
5310	51250 Wages Temporary	269,132.55	269,519.47	220,080.00	175,649.95	220,000.00	220,050.00	0.0%
5310	51510 Social Security	30,132.68	31,547.32	32,746.00	21,419.90	32,500.00	33,357.00	1.9%
5310	51520 Retirement	23,552.98	24,016.72	25,637.00	16,438.57	24,800.00	26,783.00	4.5%
5310	51540 Health Insurance	31,673.72	29,853.72	32,112.00	22,865.43	32,000.00	39,622.00	23.4%
5310	51550 Life Insurance	809.65	964.20	1,380.00	776.11	1,300.00	1,592.00	15.4%
5310	51560 Dental Insurance	1,512.16	1,512.16	1,854.00	1,098.36	1,854.00	2,622.00	41.4%
5310	51580 Unemployment Compensation	1,745.99	(284.72)	500.00	(43.77)	100.00	300.00	-40.0%
5310	52190 Other Professional Services	92,612.35	96,213.10	77,500.00	72,532.65	77,000.00	79,500.00	2.6%
5310	52250 Telephone	2,799.37	2,015.73	2,900.00	1,224.12	2,100.00	3,900.00	34.5%
5310	52450 Grounds Maintenance & Impr	9,565.27	9,569.73	11,400.00	13,617.33	13,617.00	11,400.00	0.0%
5310	52470 Building Maintenance	24,518.68	19,007.97	14,850.00	4,159.40	14,800.00	15,000.00	1.0%
5310	52480 Park Maintenance	1,498.22	8.45	0.00	0.00	0.00	0.00	0.0%
5310	53110 Postage and Box Rent	17,735.60	17,771.53	17,170.00	11,803.35	17,200.00	17,970.00	4.7%
5310	53120 Office Supplies	1,760.77	1,739.61	1,300.00	510.93	1,290.00	1,300.00	0.0%
5310	53130 Printing/Photocopying	33,206.85	31,699.80	33,800.00	22,046.38	33,700.00	33,800.00	0.0%
5310	53135 Internal Printing	11,121.48	13,520.14	6,000.00	3,553.96	6,400.00	9,688.00	61.5%
5310	53140 Small Equipment	69.94	200.00	200.00	200.00	200.00	200.00	0.0%
5310	53240 Membership Dues	0.00	189.99	200.00	19.13	190.00	200.00	0.0%
5310	53250 Conference And Training	3,066.50	3,951.54	5,047.00	5,362.54	5,063.00	5,047.00	0.0%
5310	53260 Advertising	156.00	605.00	825.00	1,195.00	1,195.00	900.00	9.1%
5310	53440 Janitorial Supplies	2,972.95	3,000.00	3,000.00	2,006.45	2,950.00	3,000.00	0.0%
5310	53450 Recreation Supplies	20,975.27	20,942.98	16,300.00	7,060.85	14,000.00	14,300.00	-12.3%
5310	53460 Clothing And Uniforms	4,872.25	2,346.65	2,900.00	2,147.33	2,600.00	2,900.00	0.0%
5310	53490 Other Operating Supplies	13,727.84	7,545.93	8,500.00	5,561.33	8,200.00	8,200.00	-3.5%

City of Waukesha - 2017 Annual Operating Budget

0100 General Fund	2014 Actuals	2015 Actuals	2016 Orig Bud	2016 Actuals	2016 Projected	2017 Executive	PCT Change 2016-2017Orig
5310 55330 Licenses & Permits	2,002.00	2,125.00	2,500.00	2,499.00	2,499.00	2,600.00	4.0%
5310 68190 Other Capital	0.00	0.00	0.00	0.00	0.00	6,400.00	0.0%

City of Waukesha - 2017 Annual Operating Budget

0100 General Fund	2014 Actuals	2015 Actuals	2016 Orig Bud	2016 Actuals	2016 Projected	2017 Executive	PCT Change 2016-2017Orig
5320 Horeb Pool	226,572.39	236,272.98	256,645.00	225,136.70	261,043.00	257,913.00	0.5%
5320 51220 Overtime	154.41	0.00	0.00	0.00	0.00	0.00	0.0%
5320 51250 Wages Temporary	116,678.09	127,239.71	124,500.00	120,101.22	130,000.00	126,964.00	2.0%
5320 51510 Social Security	1,724.47	1,821.66	1,805.00	1,751.03	2,000.00	1,841.00	2.0%
5320 51520 Retirement	16.28	0.00	0.00	10.15	5.00	0.00	0.0%
5320 52190 Other Professional Services	13,800.00	16,500.00	17,000.00	17,000.00	17,000.00	18,000.00	5.9%
5320 52210 Water And Sewer	21,058.97	21,856.30	14,000.00	10,933.27	14,500.00	12,000.00	-14.3%
5320 52220 Electric	18,220.48	16,676.62	18,000.00	11,014.93	16,000.00	17,170.00	-4.6%
5320 52230 Sewer	456.05	817.62	700.00	504.73	750.00	788.00	12.6%
5320 52240 Heat	13,206.31	12,524.83	12,500.00	5,594.89	12,000.00	12,500.00	0.0%
5320 52250 Telephone	0.00	0.00	400.00	0.00	380.00	400.00	0.0%
5320 52420 Machinery And Equip Maint	5,374.14	3,972.54	5,000.00	5,206.84	5,207.00	5,000.00	0.0%
5320 52470 Building Maintenance	6,114.12	4,898.40	6,300.00	7,021.88	6,600.00	6,300.00	0.0%
5320 53120 Office Supplies	982.41	1,059.82	1,000.00	251.40	800.00	1,000.00	0.0%
5320 53130 Printing/Photocopying	0.00	0.00	500.00	387.50	475.00	500.00	0.0%
5320 53250 Conference And Training	2,433.21	2,437.19	3,290.00	3,874.21	3,664.00	3,700.00	12.5%
5320 53440 Janitorial Supplies	241.20	300.00	900.00	1,100.06	900.00	900.00	0.0%
5320 53450 Program Supplies	4,800.31	5,345.74	4,500.00	4,336.37	4,561.00	4,500.00	0.0%
5320 53455 Concession Supplies	14,972.14	15,555.55	19,000.00	17,142.46	20,000.00	19,000.00	0.0%
5320 53460 Clothing And Uniforms	2,009.80	1,227.00	2,000.00	1,426.15	1,426.00	1,800.00	-10.0%
5320 53490 Other Operating Supplies	730.00	740.00	750.00	775.00	775.00	800.00	6.7%
5320 68190 Other Capital	3,600.00	3,300.00	24,500.00	16,704.61	24,000.00	24,750.00	1.0%

City of Waukesha - 2017 Annual Operating Budget

0100	General Fund	2014 Actuals	2015 Actuals	2016 Orig Bud	2016 Actuals	2016 Projected	2017 Executive	PCT Change 2016-2017Orig
5325	Buchner Pool	150,025.39	142,652.75	158,492.00	141,155.66	164,276.00	153,711.00	-3.0%
5325	51250 Wages Temporary	83,233.68	85,747.82	84,200.00	86,643.12	94,000.00	88,890.00	5.6%
5325	51510 Social Security	1,759.17	1,827.33	1,798.00	1,761.82	1,900.00	1,893.00	5.3%
5325	51520 Retirement	623.86	663.32	614.00	538.11	650.00	663.00	8.0%
5325	52190 Other Professional Services	9,000.00	10,500.00	11,000.00	10,250.00	10,250.00	12,000.00	9.1%
5325	52210 Water And Sewer	9,505.45	10,289.89	9,500.00	6,550.55	10,500.00	11,000.00	15.8%
5325	52220 Electric	10,967.23	10,897.68	10,600.00	7,840.94	10,800.00	10,900.00	2.8%
5325	52230 Sewer	907.97	612.66	950.00	763.20	975.00	1,000.00	5.3%
5325	52240 Heat	14,205.60	9,941.61	12,000.00	4,222.37	10,000.00	12,000.00	0.0%
5325	52250 Telephone	323.16	342.60	350.00	258.84	355.00	365.00	4.3%
5325	52420 Machinery And Equip Maint	2,472.74	1,471.63	2,200.00	952.50	1,000.00	1,500.00	-31.8%
5325	52470 Building Maintenance	7,816.20	2,693.20	4,800.00	1,579.67	3,000.00	4,000.00	-16.7%
5325	53120 Office Supplies	982.41	770.97	730.00	245.75	400.00	400.00	-45.2%
5325	53130 Printing/Photocopying	0.00	0.00	100.00	387.50	388.00	300.00	200.0%
5325	53250 Conference And Training	971.80	582.03	1,265.00	1,258.32	1,275.00	1,500.00	18.6%
5325	53440 Janitorial Supplies	608.74	450.00	900.00	1,156.89	1,157.00	1,000.00	11.1%
5325	53450 Program Supplies	1,340.13	799.87	1,345.00	374.56	1,300.00	2,000.00	48.7%
5325	53460 Clothing And Uniforms	1,187.25	932.14	1,300.00	1,494.02	1,448.00	1,500.00	15.4%
5325	53490 Other Operating Supplies	520.00	530.00	540.00	540.00	540.00	550.00	1.9%
5325	68190 Other Capital	3,600.00	3,600.00	14,300.00	14,337.50	14,338.00	2,250.00	-84.3%

Forestry

City of Waukesha - 2017 Annual Operating Budget

0100 General Fund	2014 Actuals	2015 Actuals	2016 Orig Bud	2016 Actuals	2016 Projected	2017 Executive	PCT Change 2016-2017Orig
5610 Forestry	834,552.60	942,778.60	964,899.00	632,511.19	946,649.00	981,510.00	1.7%
5610 51110 Salaries	76,943.86	79,655.66	83,551.00	53,034.60	83,500.00	85,170.00	1.9%
5610 51210 Wages Permanent	431,601.20	504,335.56	520,270.00	325,822.48	501,000.00	527,883.00	1.5%
5610 51220 Overtime	5,456.69	2,643.88	3,000.00	1,875.39	2,800.00	3,000.00	0.0%
5610 51250 Wages Temporary	11,208.60	7,568.80	10,524.00	11,202.38	10,900.00	10,635.00	1.1%
5610 51510 Social Security	38,281.26	43,899.39	46,574.00	28,962.41	45,000.00	47,282.00	1.5%
5610 51520 Retirement	35,929.82	39,866.07	39,879.00	25,036.61	38,500.00	41,715.00	4.6%
5610 51540 Health Insurance	154,890.27	174,088.20	164,628.00	109,462.94	159,628.00	164,301.00	-0.2%
5610 51550 Life Insurance	879.81	1,130.20	1,391.00	827.82	1,350.00	1,442.00	3.7%
5610 51560 Dental Insurance	6,884.96	9,492.86	9,492.00	5,689.46	9,200.00	9,492.00	0.0%
5610 52250 Telephone	312.74	577.07	900.00	798.02	1,600.00	2,340.00	160.0%
5610 53220 Subscriptions-Office	159.50	136.65	130.00	0.00	138.00	140.00	7.7%
5610 53240 Membership Dues	170.00	175.00	180.00	175.00	175.00	360.00	100.0%
5610 53250 Conference And Training	2,161.64	2,518.12	2,500.00	2,486.94	2,580.00	2,600.00	4.0%
5610 53260 Advertising	320.05	98.24	150.00	77.03	78.00	150.00	0.0%
5610 53410 Agricultural/Horticultural S	27,987.96	28,683.90	29,000.00	27,673.11	29,800.00	30,000.00	3.4%
5610 53430 Assessment Trees	10,591.00	11,932.00	7,000.00	4,993.00	14,200.00	7,000.00	0.0%
5610 53431 Non-Assessment Trees	29,832.69	35,477.00	45,730.00	34,394.00	46,200.00	48,000.00	5.0%
5610 53490 Other Operating Supplies	940.55	500.00	0.00	0.00	0.00	0.00	0.0%

Community Special Events

City of Waukesha - 2017 Annual Operating Budget

0100	General Fund	2014 Actuals	2015 Actuals	2016 Orig Bud	2016 Actuals	2016 Projected	2017 Executive	PCT Change 2016-2017Orig
5940	Community Special Events	23,702.86	23,278.67	24,010.00	23,978.61	23,265.00	24,510.00	2.1%
5940 53130	Printing/Photocopying	184.53	175.20	300.00	264.97	265.00	300.00	0.0%
5940 53940	Community Special Events Expen	23,518.33	23,103.47	23,710.00	23,713.64	23,000.00	24,210.00	2.1%

Solid Waste

Garbage Collection

West Ave. Landfill

Composting

Recycling



Management

Garbage Collection

City of Waukesha - 2017 Annual Operating Budget

0100 General Fund	2014 Actuals	2015 Actuals	2016 Orig Bud	2016 Actuals	2016 Projected	2017 Executive	PCT Change 2016-2017Orig
7100 Garbage Collection	2,341,486.05	2,065,012.28	2,119,613.00	1,378,644.77	2,100,000.00	2,174,000.00	2.6%
7100 52960 Landfill Service	384.58	0.00	0.00	0.00	0.00	0.00	0.0%
7100 52970 Refuse Collection	1,958,187.52	1,874,275.46	1,945,613.00	1,274,463.58	1,902,000.00	1,980,000.00	1.8%
7100 52971 Large Item Trash Pickup	207,739.24	0.00	0.00	0.00	0.00	0.00	0.0%
7100 52972 Disposal-Dropoff Center	155,011.58	172,940.22	150,000.00	102,635.09	174,000.00	170,000.00	13.3%
7100 52973 County Hazardous Material Disp	10,536.77	10,055.89	12,000.00	0.00	12,000.00	12,000.00	0.0%
7100 53130 Printing/Photocopying	3,541.50	3,367.24	4,000.00	0.00	4,000.00	4,000.00	0.0%
7100 53260 Advertising	4,000.00	2,000.00	4,000.00	0.00	4,000.00	4,000.00	0.0%
7100 53490 Other Operating Supplies	2,084.86	2,373.47	4,000.00	1,546.10	4,000.00	4,000.00	0.0%

Composting

City of Waukesha - 2017 Annual Operating Budget

0100	General Fund	2014 Actuals	2015 Actuals	2016 Orig Bud	2016 Actuals	2016 Projected	2017 Executive	PCT Change 2016-2017Orig
7110 Composting		17,511.03	20,440.93	26,283.00	14,692.12	25,705.00	27,086.00	3.1%
	7110 51210 Wages Permanent	10,562.93	13,573.49	16,578.00	11,736.15	16,000.00	17,250.00	4.1%
	7110 51510 Social Security	0.00	0.00	1,268.00	0.00	1,268.00	1,320.00	4.1%
	7110 51520 Retirement	0.00	0.00	1,094.00	0.00	1,094.00	1,173.00	7.2%
	7110 52190 Other Professional Services	700.00	0.00	0.00	0.00	0.00	0.00	0.0%
	7110 52420 Machinery And Equip Maint	3,248.10	5,326.89	4,343.00	955.97	4,343.00	4,343.00	0.0%
	7110 52990 Leaf Pickup Disposal	0.00	128.00	0.00	0.00	0.00	0.00	0.0%
	7110 53260 Advertising	3,000.00	1,412.55	3,000.00	2,000.00	3,000.00	3,000.00	0.0%

West Ave. Landfill

City of Waukesha - 2017 Annual Operating Budget

0100	General Fund	2014 Actuals	2015 Actuals	2016 Orig Bud	2016 Actuals	2016 Projected	2017 Executive	PCT Change 2016-2017Orig
7120	West Ave Landfill	49,149.67	116,568.98	89,770.00	34,456.48	87,545.00	79,008.00	-12.0%
7120	52135 Consulting	28,241.26	66,888.43	46,100.00	22,751.00	46,100.00	47,500.00	3.0%
7120	52190 Other Professional Services	0.00	0.00	0.00	0.00	0.00	15,000.00	0.0%
7120	52220 Electric	9,081.37	7,243.14	8,670.00	4,266.16	6,445.00	6,508.00	-24.9%
7120	53490 Other Operating Supplies	0.00	33,633.00	20,000.00	1,315.20	20,000.00	10,000.00	-50.0%
7120	68190 Other Capital	11,827.04	8,804.41	15,000.00	6,124.12	15,000.00	0.00	-100.0%

Recycling

City of Waukesha - 2017 Annual Operating Budget

0100	General Fund	2014 Actuals	2015 Actuals	2016 Orig Bud	2016 Actuals	2016 Projected	2017 Executive	PCT Change 2016-2017Orig
7150	Recycling	888,246.02	669,627.25	694,222.00	455,099.84	692,222.00	714,725.00	3.0%
7150	51210 Wages Permanent	28,141.19	29,734.48	31,500.00	18,867.73	31,500.00	35,446.00	12.5%
7150	51250 Wages Temporary	80.00	20.00	0.00	0.00	0.00	0.00	0.0%
7150	51510 Social Security	1.16	0.29	457.00	0.00	457.00	514.00	12.5%
7150	52190 Other Professional Services	6,050.08	6,561.41	8,000.00	1,508.33	8,000.00	8,000.00	0.0%
7150	52250 Telephone	(7.22)	0.00	0.00	0.00	0.00	0.00	0.0%
7150	52990 Recycling	846,844.22	629,650.46	645,000.00	429,749.73	645,000.00	661,500.00	2.6%
7150	53120 Office Supplies	0.00	90.00	100.00	100.00	100.00	100.00	0.0%
7150	53130 Printing/Photocopying	2,000.00	686.00	4,000.00	2,140.71	3,000.00	4,000.00	0.0%
7150	53240 Membership Dues	110.55	165.00	165.00	165.00	165.00	165.00	0.0%
7150	53260 Advertising	4,000.00	2,600.11	4,000.00	1,715.33	3,000.00	4,000.00	0.0%
7150	53490 Other Operating Supplies	1,026.04	119.50	1,000.00	853.01	1,000.00	1,000.00	0.0%

Non-Departmental

Tax Assessment Refunds

Unallocated Employee Benefits



Property and Liability Insurance

Contingency

Tax Assessment Refunds

City of Waukesha - 2017 Annual Operating Budget

0100 General Fund	2014 Actuals	2015 Actuals	2016 Orig Bud	2016 Actuals	2016 Projected	2017 Executive	PCT Change 2016-2017Orig
9456 Tax Assessment Refunds	134,047.13	47,690.76	60,000.00	144,079.59	144,080.00	60,000.00	0.0%
9456 55930 Assessment Refunds	82,194.68	16,174.02	40,000.00	126,790.81	126,791.00	40,000.00	0.0%
9456 57410 Bad Debt Expense	51,852.45	31,516.74	20,000.00	17,288.78	17,289.00	20,000.00	0.0%

Property & Liability Insurance

City of Waukesha - 2017 Annual Operating Budget

0100 General Fund	2014 Actuals	2015 Actuals	2016 Orig Bud	2016 Actuals	2016 Projected	2017 Executive	PCT Change 2016-2017Orig
9525 Property and Liability Ins	1,183,160.04	1,353,969.03	1,352,125.00	1,155,652.51	1,371,550.00	1,403,922.00	3.8%
9525 78620 Property & Liability Ins	432,181.00	434,794.30	399,625.00	392,819.78	400,000.00	405,761.00	1.5%
9525 78630 Workers Compensation Ins	749,394.84	918,188.95	950,000.00	762,832.73	969,050.00	995,661.00	4.8%
9525 78650 Employee Safety Programs	1,584.20	985.78	2,500.00	0.00	2,500.00	2,500.00	0.0%

Unallocated Employee Benefits

City of Waukesha - 2017 Annual Operating Budget

0100 General Fund	2014 Actuals	2015 Actuals	2016 Orig Bud	2016 Actuals	2016 Projected	2017 Executive	PCT Change 2016-2017Orig
9640 Unallocated Employee Benefits	789,671.89	784,868.63	812,913.00	446,988.39	774,030.00	819,481.00	0.8%
9640 51520 Unfunded Protective Services P	24,179.98	22,963.92	22,994.00	8,101.98	16,204.00	16,204.00	-29.5%
9640 52190 Other Professional Services	6,317.02	6,135.94	6,750.00	4,132.61	6,750.00	6,750.00	0.0%
9640 78610 Employee Group Insurance	519,355.11	555,698.73	594,400.00	331,236.81	569,246.00	600,564.00	1.0%
9640 89280 Transfer to Sick Leave Trust	239,819.78	200,070.04	188,769.00	103,516.99	181,830.00	195,963.00	3.8%

Contingency

City of Waukesha - 2017 Annual Operating Budget

0100 General Fund	2014 Actuals	2015 Actuals	2016 Orig Bud	2016 Actuals	2016 Projected	2017 Executive	PCT Change 2016-2017Orig
9710 Reserve for Contingencies	16,000.00	0.00	115,000.00	0.00	0.00	115,000.00	0.0%
9710 89910 Contingency Fund	16,000.00	0.00	115,000.00	0.00	0.00	115,000.00	0.0%

General Fund



Operating Transfers

City of Waukesha - 2017 Annual Operating Budget

0100 General Fund	2014 Actuals	2015 Actuals	2016 Orig Bud	2016 Actuals	2016 Projected	2017 Executive	PCT Change 2016-2017Orig
9920 Transfer to Janboree	15,000.00	15,000.00	15,000.00	15,000.00	15,000.00	15,000.00	0.0%
9920 89220 Transfer To Special Rev Fund	15,000.00	15,000.00	15,000.00	15,000.00	15,000.00	15,000.00	0.0%

City of Waukesha - 2017 Annual Operating Budget

0100 General Fund	2014 Actuals	2015 Actuals	2016 Orig Bud	2016 Actuals	2016 Projected	2017 Executive	PCT Change 2016-2017Orig
9924 Trns to Cap Proj- Equipment	0.00	0.00	0.00	0.00	0.00	1,038,728.00	103872800.0%
9924 89240 Transfer To Capital Projects	0.00	0.00	0.00	0.00	0.00	1,038,728.00	0.0%

City of Waukesha - 2017 Annual Operating Budget

0100 General Fund	2014 Actuals	2015 Actuals	2016 Orig Bud	2016 Actuals	2016 Projected	2017 Executive	PCT Change 2016-2017Orig
9925 Transfer to Enterprise	168,369.00	0.00	0.00	0.00	0.00	88,661.00	8866100.0%
9925 89260 Transfer To Enterprise Funds	168,369.00	0.00	0.00	0.00	0.00	88,661.00	0.0%

City of Waukesha - 2017 Annual Operating Budget

0100 General Fund	2014 Actuals	2015 Actuals	2016 Orig Bud	2016 Actuals	2016 Projected	2017 Executive	PCT Change 2016-2017Orig
9935 Transfer to Mass Transit	0.00	0.00	0.00	0.00	0.00	1,206,508.00	120650800.0%
9935 89260 Transfer To Enterprise Funds	0.00	0.00	0.00	0.00	0.00	1,206,508.00	0.0%

Special Revenue Funds

The Special Revenue Fund is an account established by a government to collect money that must be used for a specific project. Special Revenue Funds have an identified specific or “special” revenue source that is used to fund programs or capital projects. Listed below are special revenue funds at the City of Waukesha:

- Citywide Fiber Maintenance
- Park & Recreation Special Revenue Fund Programs
- Public Works Impact Fees
- Parkland Dedication
- Library Impact Fees
- Police Department Impact Fees
- Civic Band
- Library Café
- Winter Jan-Boree



Citywide Fiber Maintenance

City of Waukesha - 2017 Annual Operating Budget

0207	Citywide Fiber Maintenance	2014 Actuals	2015 Actuals	2016 Orig Bud	2016 Actuals	2016 Projected	2017 Executive	PCT Change 2016-2017Orig
1918	Citywide Fiber Maintenance	0.00	0.00	0.00	(19,776.70)	(19,777.00)	(24,883.00)	-2488300.0%
1918	42210 State Shared Revenues	0.00	0.00	0.00	0.00	0.00	(15,000.00)	0.0%
1918	47450 I/S Services-Other Municipal	0.00	0.00	0.00	(19,776.70)	(19,777.00)	(23,017.00)	0.0%
1918	47452 I/S Services-Prop Funds	0.00	0.00	0.00	0.00	0.00	(1,866.00)	0.0%
1918	52441 Fiber Maintenance	0.00	0.00	0.00	0.00	0.00	15,000.00	0.0%
Grand Total		0.00	0.00	0.00	(19,776.70)	(19,777.00)	(24,883.00)	-2488300.0%

Parks & Recreation

Special Revenue Fund Programs

City of Waukesha - 2017 Annual Operating Budget

0225	Park & Rec Spec Revenue Fnd Pr	2014 Actuals	2015 Actuals	2016 Orig Bud	2016 Actuals	2016 Projected	2017 Executive	PCT Change 2016-2017Orig
5990	Park&Rec Spec Rev	(64,085.95)	34,224.26	79,521.00	(22,794.14)	44,088.00	2,891.00	-96.4%
5990	43290 Work Permits Revenue	(740.00)	(890.00)	(750.00)	(700.00)	(800.00)	(800.00)	6.7%
5990	45810 WPRA Ticket Program	(31,597.10)	(26,564.65)	(26,000.00)	(22,228.19)	(26,500.00)	(26,000.00)	0.0%
5990	45815 DNR Trail Pass Fees	(1,300.00)	(640.00)	(800.00)	(732.50)	(700.00)	(700.00)	-12.5%
5990	45825 Rec Programs	(685,060.26)	(677,768.30)	(655,000.00)	(534,792.61)	(710,000.00)	(751,000.00)	14.7%
5990	45835 Spooka Special Events	(2,131.10)	(1,286.80)	(500.00)	0.00	(800.00)	(800.00)	60.0%
5990	45836 Operation Honor	(5,000.00)	(8,000.00)	(15,000.00)	0.00	(5,000.00)	(5,000.00)	-66.7%
5990	45837 Carl Zach Cycling Classic	(20,900.00)	(20,000.00)	(25,000.00)	(20,550.00)	(20,550.00)	(25,000.00)	0.0%
5990	45838 Special Event New	(7,427.21)	(7,584.00)	(5,000.00)	0.00	(30,000.00)	(5,000.00)	0.0%
5990	48110 Interest On Investments	(651.35)	(1,242.42)	(600.00)	0.00	(1,000.00)	(1,000.00)	66.7%
5990	48340 Recycling Revenue	(561.21)	(808.44)	(800.00)	(296.54)	(750.00)	(800.00)	0.0%
5990	48410 Sponsorships - Recreation	(33,890.75)	(35,188.66)	(35,000.00)	(40,651.67)	(40,000.00)	(40,000.00)	14.3%
5990	48411 Spon-Adult Softball Facility	0.00	0.00	(50.00)	0.00	(25.00)	(50.00)	0.0%
5990	48415 Sponsorships-Parks/Forestry	(9,816.00)	(3,268.00)	(8,000.00)	84.00	(2,000.00)	(23,500.00)	193.8%
5990	48425 Sponsorships - Seniors	(218.84)	(172.31)	(250.00)	(206.59)	(240.00)	(250.00)	0.0%
5990	48430 Sponsorships-Music in the Park	0.00	0.00	(18,000.00)	(2,500.00)	(8,000.00)	(16,000.00)	-11.1%
5990	48431 Banner/Sign Ad Program	0.00	0.00	(2,000.00)	0.00	0.00	(2,000.00)	0.0%
5990	48433 Awards & Recognitions	0.00	0.00	(2,000.00)	(756.42)	(756.00)	(2,000.00)	0.0%
5990	48435 Financial Asst. Program	(556.85)	(629.00)	(700.00)	(371.20)	(600.00)	(700.00)	0.0%
5990	48490 Miscellaneous Revenues	(995.61)	(875.15)	(1,000.00)	(305.81)	(850.00)	(1,000.00)	0.0%
5990	51110 Salaries	0.00	11,710.49	65,640.00	42,861.34	65,650.00	78,373.00	19.4%
5990	51210 Wages Permanent	(9.00)	0.00	0.00	0.00	0.00	0.00	0.0%
5990	51220 Overtime	357.41	49.97	100.00	166.31	175.00	180.00	80.0%
5990	51250 Wages Temporary - Srs & Cool S	445,786.05	410,167.68	332,430.00	277,073.66	360,000.00	410,680.00	23.5%
5990	51510 Social Security	11,697.34	10,461.50	12,388.00	9,442.92	12,500.00	12,801.00	3.3%
5990	51520 Retirement	5,766.33	4,953.15	7,042.00	5,234.03	6,000.00	6,260.00	-11.1%
5990	51540 Health Insurance	0.00	0.00	13,879.00	7,432.32	13,800.00	13,803.00	-0.5%

City of Waukesha - 2017 Annual Operating Budget

0225	Park & Rec Spec Revenue Fnd Pr	2014 Actuals	2015 Actuals	2016 Orig Bud	2016 Actuals	2016 Projected	2017 Executive	PCT Change 2016-2017Orig
5990	51550 Life Insurance	144.28	155.09	294.00	143.41	200.00	69.00	-76.5%
5990	51560 Dental Insurance	0.00	0.00	798.00	153.46	798.00	798.00	0.0%
5990	52190 Other Professional Services	0.00	0.00	31,000.00	33,095.00	36,500.00	33,200.00	7.1%
5990	52195 Credit Card Collection Fee	3,925.78	11,318.85	12,000.00	8,341.98	12,500.00	12,500.00	4.2%
5990	53135 Internal Printing	0.00	0.00	7,200.00	3,636.53	7,000.00	9,653.00	34.1%
5990	53190 State Work Permits	817.50	795.00	700.00	390.00	750.00	750.00	7.1%
5990	53195 DNR Trail Pass Supplies	1,170.00	576.00	750.00	0.00	650.00	650.00	-13.3%
5990	53350 Awards/Recognitions	2,304.42	3,317.81	5,400.00	2,783.68	4,000.00	5,400.00	0.0%
5990	53455 Vending Supplies	520.15	583.54	600.00	457.05	700.00	700.00	16.7%
5990	53490 WPRA Ticket Program	30,433.60	25,841.05	25,000.00	19,981.89	25,000.00	25,000.00	0.0%
5990	53940 Sponsor Program - Recreation	27,436.42	32,614.21	31,000.00	44,085.66	38,500.00	34,500.00	11.3%
5990	53945 Sponsor Program - Parks/Forest	8,731.53	8,287.25	8,000.00	223.00	2,000.00	23,000.00	187.5%
5990	53947 Sponsorship-Music in the Park	0.00	0.00	17,000.00	7,504.12	10,000.00	15,000.00	-11.8%
5990	53949 Sponsorship-Seniors	0.00	232.74	250.00	0.00	200.00	250.00	0.0%
5990	53950 Rec. Program Expenses	135,744.05	127,880.34	132,000.00	83,730.05	120,000.00	130,000.00	-1.5%
5990	53951 Spooka Special Events	1,014.06	653.43	500.00	250.00	550.00	600.00	20.0%
5990	53952 Operation Honor	5,214.14	8,859.30	14,000.00	0.00	3,000.00	4,000.00	-71.4%
5990	53953 Banner/Sign Ad Program	0.00	0.00	1,400.00	0.00	0.00	1,400.00	0.0%
5990	53957 Carl Zach Cycling Classic	19,264.96	18,793.17	24,000.00	20,498.18	20,024.00	24,000.00	0.0%
5990	53958 Special Event new	6,605.14	4,829.98	5,000.00	2,745.64	20,000.00	5,000.00	0.0%
5990	55160 Workman's Comp Insurance	10,230.67	13,554.60	14,000.00	17,796.85	20,000.00	25,424.00	81.6%
5990	68190 Other Capital	19,605.50	22,006.84	13,600.00	13,186.31	12,162.00	30,500.00	124.3%
5990	89240 Transfer To Capital Projects	0.00	101,500.00	100,000.00	0.00	100,000.00	0.00	-100.0%

City of Waukesha - 2017 Annual Operating Budget

0225	Park & Rec Spec Revenue Fnd Pr	2014 Actuals	2015 Actuals	2016 Orig Bud	2016 Actuals	2016 Projected	2017 Executive	PCT Change 2016-2017Orig
5991	21st Century CLC Grant	0.00	0.00	0.00	81,463.03	0.00	0.00	0.0%
5991	42310 Federal Grants/ Aids	(90,737.98)	(129,106.44)	(100,000.00)	0.00	(100,000.00)	(99,895.00)	-0.1%
5991	51220 Overtime	0.00	45.00	0.00	0.00	0.00	0.00	0.0%
5991	51250 Wages Temporary	70,602.25	119,037.98	86,932.00	78,366.22	86,990.00	91,274.00	5.0%
5991	51510 Social Security	1,375.20	1,943.05	1,261.00	1,214.83	1,259.00	1,323.00	4.9%
5991	51520 Retirement	812.10	434.53	0.00	87.36	100.00	0.00	0.0%
5991	51550 Life Insurance	0.00	0.00	0.00	1.92	5.00	0.00	0.0%
5991	53950 Rec. Program Expenses	17,948.43	7,645.88	11,807.00	1,792.70	11,646.00	7,298.00	-38.2%

City of Waukesha - 2017 Annual Operating Budget

0225	Park & Rec Spec Revenue Fnd Pr	2014 Actuals	2015 Actuals	2016 Orig Bud	2016 Actuals	2016 Projected	2017 Executive	PCT Change 2016-2017Orig
5992	21st Century CLC Grant Banting	0.00	0.00	0.00	61,260.03	0.00	0.00	0.0%
5992	42310 Federal Grants/ Aids	(26,882.86)	(102,054.21)	(90,000.00)	0.00	(90,000.00)	(90,000.00)	0.0%
5992	51250 Wages Temporary	18,841.80	92,603.18	80,280.00	56,380.89	78,300.00	78,288.00	-2.5%
5992	51510 Social Security	268.73	1,338.73	1,164.00	821.98	1,300.00	1,135.00	-2.5%
5992	51520 Retirement	0.00	17.59	0.00	4.95	10.00	0.00	0.0%
5992	53950 Rec. Program Expenses	7,772.33	8,094.71	8,556.00	4,052.21	10,390.00	10,577.00	23.6%
Grand Total		(64,085.95)	34,224.26	79,521.00	119,928.92	44,088.00	2,891.00	-96.4%

Public Works Impact Fees

City of Waukesha - 2017 Annual Operating Budget

0230	Public Works Impact Fees	2014 Actuals	2015 Actuals	2016 Orig Bud	2016 Actuals	2016 Projected	2017 Executive	PCT Change 2016-2017Orig
3311	Subdivider Fees	13,172.65	(1,100.60)	0.00	(148,484.40)	365,280.00	0.00	0.0%
3311	46471 Sanitary Sewer Deposits	0.00	0.00	0.00	(148,484.40)	0.00	0.00	0.0%
3311	46480 Subd Deposits-Applied	(125,125.42)	(41,673.13)	(365,280.00)	0.00	0.00	0.00	-100.0%
3311	48110 Interest On Investments	13,172.65	(1,100.60)	0.00	0.00	0.00	0.00	0.0%
3311	89240 Transfer To Capital Projects	125,125.42	41,673.13	35,000.00	0.00	35,000.00	0.00	-100.0%
3311	89260 Transfer To Enterprise Funds	0.00	0.00	330,280.00	0.00	330,280.00	0.00	-100.0%
Grand Total		13,172.65	(1,100.60)	0.00	(148,484.40)	365,280.00	0.00	0.0%

Parkland Dedication

City of Waukesha - 2017 Annual Operating Budget

0240	Parkland Development Impact Fee	2014 Actuals	2015 Actuals	2016 Orig Bud	2016 Actuals	2016 Projected	2017 Executive	PCT Change 2016-2017Orig
5540	Parkland Dedication Fees	(323.85)	(601.88)	(1,000.00)	(10,644.00)	(600.00)	(600.00)	-40.0%
5540 46470	Parkland Deposits - Collected	0.00	0.00	(1,000.00)	(10,644.00)	0.00	0.00	-100.0%
5540 46480	Parkland Deposits - Applied	(67,986.56)	0.00	0.00	0.00	0.00	(23,101.00)	0.0%
5540 48110	Interest On Investments	(323.85)	(601.88)	0.00	0.00	(600.00)	(600.00)	0.0%
5540 89240	Transfer To Capital Projects	67,986.56	0.00	0.00	0.00	0.00	23,101.00	0.0%
Grand Total		(323.85)	(601.88)	(1,000.00)	(10,644.00)	(600.00)	(600.00)	-40.0%

Library Impact Fees

City of Waukesha - 2017 Annual Operating Budget

0241 Library Impact Fees	2014 Actuals	2015 Actuals	2016 Orig Bud	2016 Actuals	2016 Projected	2017 Executive	PCT Change 2016-2017Orig
5180 Library Impact Fees	0.00	0.00	0.00	(1,848.00)	(2,000.00)	(2,000.00)	-200000.0%
5180 46470 Deposits-Collected	0.00	0.00	0.00	(1,848.00)	(2,000.00)	(2,000.00)	0.0%
Grand Total	0.00	0.00	0.00	(1,848.00)	(2,000.00)	(2,000.00)	-200000.0%

Police Department Impact Fees

City of Waukesha - 2017 Annual Operating Budget

0242	Police Impact Fee	2014 Actuals	2015 Actuals	2016 Orig Bud	2016 Actuals	2016 Projected	2017 Executive	PCT Change 2016-2017Orig
2180	Police Impact Fees	0.00	0.00	0.00	(1,051.03)	(1,051.00)	(1,000.00)	-100000.0%
2180	46470 Deposits-Collected	0.00	0.00	0.00	(1,051.03)	(1,051.00)	(1,000.00)	0.0%
Grand Total		0.00	0.00	0.00	(1,051.03)	(1,051.00)	(1,000.00)	-100000.0%

Civic Band

City of Waukesha - 2017 Annual Operating Budget

0243	Civic Band Donation Fund	2014 Actuals	2015 Actuals	2016 Orig Bud	2016 Actuals	2016 Projected	2017 Executive	PCT Change 2016-2017Orig
5580	Civic Band	1,704.26	(25.00)	(895.00)	(11,771.33)	2,284.00	(10.00)	-98.9%
5580	48110 Interest On Investments	0.00	0.00	(95.00)	0.00	(95.00)	(85.00)	-10.5%
5580	48410 Private Donations-Lighted Do	(15,240.00)	(14,690.00)	(19,000.00)	(12,535.00)	(14,115.00)	(19,150.00)	0.8%
5580	51250 Wages Temporary	0.00	0.00	0.00	0.00	15,800.00	18,525.00	0.0%
5580	52190 Other Professional Services	16,250.00	14,525.00	17,500.00	212.00	212.00	0.00	-100.0%
5580	53130 Printing/Photocopying	242.81	0.00	300.00	271.69	272.00	300.00	0.0%
5580	53490 Other Operating Supplies	451.45	140.00	400.00	279.98	210.00	400.00	0.0%
Grand Total		1,704.26	(25.00)	(895.00)	(11,771.33)	2,284.00	(10.00)	-98.9%

Library Cafe

City of Waukesha - 2017 Annual Operating Budget

0265	Library CAFE Fund	2014 Actuals	2015 Actuals	2016 Orig Bud	2016 Actuals	2016 Projected	2017 Executive	PCT Change 2016-2017Orig
5165	Library CAFÉ Rev/Exp	325.84	(38.75)	0.00	14,335.75	(912.00)	0.00	0.0%
5165	42770 Other CAFE Members Share	(87,619.00)	(91,148.59)	(91,670.00)	(47,733.90)	(94,002.00)	(93,506.00)	2.0%
5165	42950 Fees Other Municipality	(451.37)	0.00	0.00	0.00	0.00	0.00	0.0%
5165	45710 Library Fees	(23.52)	0.00	0.00	0.00	0.00	0.00	0.0%
5165	48110 Interest On Investments	89.50	35.64	0.00	0.00	0.00	0.00	0.0%
5165	51110 Salaries	70,125.44	72,579.61	73,760.00	48,323.17	73,757.00	75,235.00	2.0%
5165	51510 Social Security	5,306.49	5,485.77	5,643.00	3,655.05	5,578.00	5,755.00	2.0%
5165	51520 Retirement	4,904.41	4,930.31	4,868.00	3,189.35	4,868.00	5,116.00	5.1%
5165	51540 Health Insurance	7,041.58	6,600.10	6,336.00	4,386.42	6,092.00	6,336.00	0.0%
5165	51550 Life Insurance	105.36	107.76	126.00	76.68	105.00	127.00	0.8%
5165	51560 Dental Insurance	372.06	372.06	372.00	257.58	358.00	372.00	0.0%
5165	53240 Membership Dues	105.00	0.00	105.00	119.00	119.00	105.00	0.0%
5165	53250 Conference And Training	238.85	891.64	240.00	2,062.40	2,063.00	240.00	0.0%
5165	53320 Employee Auto Allowance	131.04	106.95	220.00	0.00	150.00	220.00	0.0%
Grand Total		325.84	(38.75)	0.00	14,335.75	(912.00)	0.00	0.0%

JanBoree Special Revenue

City of Waukesha - 2017 Annual Operating Budget

0270 Festival & Special Activities	2014 Actuals	2015 Actuals	2016 Orig Bud	2016 Actuals	2016 Projected	2017 Executive	PCT Change 2016-2017Orig
5920 Janboree	2,825.36	(3,189.51)	(18.00)	(3,598.41)	(831.00)	0.00	-100.0%
5920 45820 Park Ware Rev	(5,800.00)	(7,000.00)	(11,000.00)	(1,686.58)	(7,000.00)	(11,000.00)	0.0%
5920 45830 Entry Fees	(310.00)	(390.00)	(1,000.00)	(105.00)	(105.00)	(500.00)	-50.0%
5920 45870 Recreation Fees-Concessions	(2,736.80)	(2,294.97)	(1,000.00)	(2,873.60)	(2,873.00)	(1,500.00)	50.0%
5920 49210 Transfers From General Fund	(15,000.00)	(15,000.00)	(15,000.00)	(15,000.00)	(15,000.00)	(15,000.00)	0.0%
5920 49990 Appropriated Fund Balance Ap	0.00	0.00	(3,000.00)	0.00	0.00	(2,982.00)	-0.6%
5920 51250 Wages Temporary	1,210.00	910.00	2,200.00	1,562.50	2,000.00	2,200.00	0.0%
5920 51510 Social Security	12.15	13.18	32.00	20.68	25.00	32.00	0.0%
5920 52190 Other Professional Services	9,795.97	8,664.41	11,300.00	5,535.00	8,000.00	10,300.00	-8.8%
5920 52990 State Mfg Assessment Fee	914.85	346.35	1,000.00	244.83	500.00	1,000.00	0.0%
5920 53110 Postage and Box Rent	0.00	0.00	50.00	0.00	0.00	50.00	0.0%
5920 53130 Printing/Photocopying	4,304.06	2,570.00	3,000.00	0.00	2,600.00	3,000.00	0.0%
5920 53260 Advertising	8,646.77	7,981.61	10,900.00	5,983.80	8,000.00	10,900.00	0.0%
5920 53490 Other Operating Supplies	985.31	635.18	1,000.00	2,272.32	2,272.00	2,500.00	150.0%
5920 55330 Equipment Rental	803.05	374.73	1,500.00	447.64	750.00	1,000.00	-33.3%
Grand Total	2,825.36	(3,189.51)	(18.00)	(3,598.41)	(831.00)	0.00	-100.0%

Debt Service Funds

Debt Service Funds are set up to account for the accumulation of resources used for the payment of principal and interest on all "general obligation debt", other than that serviced by Enterprise Funds. Debt Service Funds are typically used for capital projects, equipment and fleet, as described in the City of Waukesha Community Investment Program.



City of Waukesha - 2017 Annual Operating Budget

0300 Debt Service	2014 Actuals	2015 Actuals	2016 Orig Bud	2016 Actuals	2016 Projected	2017 Executive	PCT Change 2016-2017Orig
8100 General Debt Service	(182,306.47)	(534,826.26)	0.00	(9,770,619.98)	(418,667.00)	0.00	0.0%
8100 41110 Taxes-R.E. & P.P	(9,950,000.00)	(10,100,295.00)	(10,850,217.00)	(10,850,217.00)	(10,850,217.00)	(12,669,544.00)	16.8%
8100 48110 Interest On Investments	(845.53)	(28,726.14)	(5,000.00)	0.00	(5,000.00)	(5,000.00)	0.0%
8100 49120 Proceeds of Refunding Bonds	0.00	(3,475,000.00)	(760,000.00)	(6,024,429.00)	(6,024,429.00)	(4,648,905.00)	511.7%
8100 49125 Premium Revenue - Bonds	(324,326.15)	(1,078,449.32)	0.00	(855,109.47)	(855,109.00)	(20,000.00)	0.0%
8100 49990 Appropriated Fund Balance Ap	0.00	0.00	(372,379.00)	0.00	(379,902.00)	(547,478.00)	47.0%
8100 56110 Debt Principal	7,558,255.96	7,898,608.44	9,368,891.00	779,832.00	9,368,891.00	10,870,661.00	16.0%
8100 56190 Refunding-Payment To Escrow	0.00	3,735,163.99	0.00	5,588,925.31	5,588,925.00	4,590,000.00	0.0%
8100 56210 Debt Interest Expense	2,216,051.42	2,158,246.75	2,347,487.00	1,258,960.44	2,404,624.00	2,197,266.00	-6.4%
8100 56910 Bond Paying Agent Fees	4,238.83	3,635.93	5,000.00	2,867.55	5,000.00	5,000.00	0.0%
8100 56990 Issue Costs-Refunding	0.00	45,965.09	0.00	62,332.19	62,332.00	20,000.00	0.0%
8100 89260 Transfer To Enterprise Funds	314,319.00	306,024.00	266,218.00	266,218.00	266,218.00	208,000.00	-21.9%
Grand Total	(182,306.47)	(534,826.26)	0.00	(9,770,619.98)	(418,667.00)	0.00	0.0%

Enterprise Funds

An Enterprise Fund is a fund that is established to account for operations of the City that are financed and operated in a manner similar to private business enterprises – where the intent is that the costs of providing goods or services to the general public on a continuing basis be financed or recovered primarily through user charges or sales. Enterprise Funds at the City of Waukesha are the following:

- Parking Utility
- Sewer Utility
- Prairie Home Cemetery
- Waukesha Transit System



Parking Utility

City of Waukesha - 2017 Annual Operating Budget

0602	DPW/Parking Utility Division	2014 Actuals	2015 Actuals	2016 Orig Bud	2016 Actuals	2016 Projected	2017 Executive	PCT Change 2016-2017Orig
7700	Administration and General	(144,009.57)	(120,627.19)	(115,962.00)	(66,966.86)	(96,959.00)	(131,588.00)	13.5%
7700	45522 Parking Ramp	(166,514.35)	(173,549.86)	(160,000.00)	(107,950.06)	(160,000.00)	(160,000.00)	0.0%
7700	45523 St. Paul Ramp Revenue	(53,545.51)	(44,540.98)	(60,000.00)	(15,592.05)	(22,157.00)	(30,000.00)	-50.0%
7700	45530 Parking Lot	(65,496.94)	(74,526.48)	(55,000.00)	(50,706.95)	(55,000.00)	(55,000.00)	0.0%
7700	45540 Overnight St Parking Permits	(80,355.10)	(80,072.44)	(90,000.00)	(67,186.91)	(105,000.00)	(105,000.00)	16.7%
7700	48110 Interest On Investments	(688.06)	(1,623.17)	0.00	0.00	0.00	0.00	0.0%
7700	48330 Sale of City Property	0.00	(3,294.14)	0.00	0.00	0.00	0.00	0.0%
7700	51110 Salaries	93,576.37	96,847.98	98,418.00	60,683.07	90,000.00	87,350.00	-11.2%
7700	51180 Accrued Vacation	75.41	(327.17)	0.00	0.00	0.00	0.00	0.0%
7700	51190 Sick Leave Accrual	(5,549.08)	11,532.93	0.00	0.00	0.00	0.00	0.0%
7700	51210 Wages Permanent	21,343.78	22,091.02	22,453.00	14,497.37	14,497.00	0.00	-100.0%
7700	51220 Overtime	9.08	76.36	0.00	22.54	22.00	0.00	0.0%
7700	51250 Wages Temporary	0.00	0.00	2,000.00	0.00	2,000.00	2,000.00	0.0%
7700	51510 Social Security	8,415.79	8,674.36	9,276.00	5,496.24	9,276.00	6,711.00	-27.7%
7700	51520 Retirement	8,039.95	8,086.94	7,978.00	4,931.34	7,973.00	5,763.00	-27.8%
7700	51525 Retirement-GASB 68	0.00	(182.00)	0.00	0.00	0.00	0.00	0.0%
7700	51540 Health Insurance	44,064.28	41,307.24	39,655.00	22,895.70	39,655.00	0.00	-100.0%
7700	51550 Life Insurance	367.84	431.56	553.00	294.91	553.00	144.00	-74.0%
7700	51560 Dental Insurance	2,280.20	2,280.20	2,280.00	1,315.50	2,280.00	0.00	-100.0%
7700	52130 Accounting And Auditing	6,888.00	6,888.00	6,888.00	4,018.00	6,888.00	6,888.00	0.0%
7700	52190 Other Professional Services	0.00	0.00	0.00	0.00	5,000.00	20,000.00	0.0%
7700	52195 Credit Card Collection Fee	2,133.00	6,631.17	7,500.00	4,388.15	7,500.00	7,500.00	0.0%
7700	52250 Telephone	980.81	3,848.50	1,500.00	3,742.16	5,030.00	5,000.00	233.3%
7700	52430 Computer Hardware Maint	28,059.00	35,517.00	34,000.00	38,013.77	38,014.00	59,299.00	74.4%
7700	53110 Postage and Box Rent	81.40	161.33	200.00	49.00	200.00	200.00	0.0%
7700	53120 Office Supplies	479.68	335.71	900.00	565.66	900.00	900.00	0.0%
7700	53130 Printing/Photocopying	1,263.33	1,200.00	1,200.00	1,373.15	1,373.00	2,000.00	66.7%

City of Waukesha - 2017 Annual Operating Budget

0602	DPW/Parking Utility Division	2014 Actuals	2015 Actuals	2016 Orig Bud	2016 Actuals	2016 Projected	2017 Executive	PCT Change 2016-2017Orig
7700	53135 Internal Printing	213.40	488.28	2,500.00	2,033.00	2,500.00	2,005.00	-19.8%
7700	53250 Conference And Training	172.00	0.00	300.00	0.00	300.00	300.00	0.0%
7700	53320 Employee Auto Allowance	111.44	85.10	300.00	41.58	100.00	300.00	0.0%
7700	55160 Workman's Comp Insurance	6,699.71	8,398.33	8,500.00	7,617.75	8,500.00	9,415.00	10.8%
7700	55190 General Liability Insurance	2,885.00	2,607.04	2,637.00	2,490.22	2,637.00	2,637.00	0.0%

City of Waukesha - 2017 Annual Operating Budget

0602	DPW/Parking Utility Division	2014 Actuals	2015 Actuals	2016 Orig Bud	2016 Actuals	2016 Projected	2017 Executive	PCT Change 2016-2017Orig
7710	Parking Enforcement	(183,505.44)	(176,286.46)	(179,684.00)	(160,901.77)	(173,962.00)	(132,519.00)	-26.2%
7710	44120 Parking Fines	(369,109.17)	(353,461.58)	(350,000.00)	(277,343.56)	(350,000.00)	(350,000.00)	0.0%
7710	51110 Salaries	89,359.85	35,952.31	0.00	0.00	0.00	0.00	0.0%
7710	51170 Accrued Compensatory time	(261.32)	356.98	0.00	0.00	0.00	0.00	0.0%
7710	51180 Accrued Vacation	(1,858.27)	1,227.16	0.00	0.00	0.00	0.00	0.0%
7710	51210 Wages Permanent	31,521.10	83,639.31	118,884.00	85,334.39	118,884.00	156,940.00	32.0%
7710	51220 Overtime	370.40	323.72	400.00	89.07	300.00	400.00	0.0%
7710	51510 Social Security	7,040.74	7,013.25	7,302.00	4,724.97	7,302.00	8,565.00	17.3%
7710	51520 Retirement	6,279.73	5,937.81	5,932.00	3,809.19	5,932.00	6,892.00	16.2%
7710	51540 Health Insurance	29,073.72	17,336.15	12,672.00	8,772.84	12,672.00	12,672.00	0.0%
7710	51550 Life Insurance	393.58	186.84	154.00	77.04	154.00	175.00	13.6%
7710	51560 Dental Insurance	1,512.16	839.18	744.00	515.16	744.00	744.00	0.0%
7710	51580 Unemployment Compensation	0.00	1,241.15	0.00	804.23	804.00	0.00	0.0%
7710	52140 Data Processing-External	8,000.00	8,000.00	8,000.00	3,000.00	8,000.00	8,000.00	0.0%
7710	52410 Vehicle Maintenance	529.19	117.71	700.00	514.95	700.00	700.00	0.0%
7710	53130 Printing/Photocopying	2,352.58	2,990.56	3,000.00	0.00	3,000.00	3,000.00	0.0%
7710	53460 Clothing And Uniforms	2,524.59	833.52	1,400.00	880.22	1,400.00	1,600.00	14.3%
7710	53510 Gasoline, Oil, Grease Etc.	7,908.28	4,503.51	6,230.00	3,241.00	6,000.00	5,499.00	-11.7%
7710	53520 Tires	857.40	810.76	400.00	0.00	400.00	400.00	0.0%
7710	55120 Auto And Fleet Insurance	0.00	0.00	169.00	0.00	169.00	138.00	-18.3%
7710	89280 Transfer to Sick Leave Trust	0.00	5,865.20	4,329.00	4,678.73	9,577.00	11,756.00	171.6%

City of Waukesha - 2017 Annual Operating Budget

0602	DPW/Parking Utility Division	2014 Actuals	2015 Actuals	2016 Orig Bud	2016 Actuals	2016 Projected	2017 Executive	PCT Change 2016-2017Orig
7720	Parking Ramp #1	48,292.72	35,116.01	50,969.00	18,548.55	35,089.00	38,817.00	-23.8%
7720	48440 Ins Recoveries Prop Damage	0.00	(1,389.35)	0.00	(3,045.54)	(3,045.00)	0.00	0.0%
7720	52210 Water And Sewer	443.20	523.68	448.00	138.02	250.00	263.00	-41.3%
7720	52220 Electric	34,388.06	24,317.66	33,700.00	13,291.24	21,000.00	21,500.00	-36.2%
7720	52230 Sewer	119.04	122.50	137.00	62.17	100.00	120.00	-12.4%
7720	52420 Machinery And Equip Maint	704.15	839.29	1,500.00	1,555.61	1,600.00	1,500.00	0.0%
7720	52450 Grounds Maintenance & Impr	1,207.29	1,375.00	2,000.00	53.00	2,000.00	2,000.00	0.0%
7720	52470 Building Maintenance	4,198.88	5,611.88	7,000.00	2,963.64	7,000.00	7,000.00	0.0%
7720	53440 Janitorial Supplies	360.24	282.26	600.00	144.91	600.00	900.00	50.0%
7720	55110 Property And Boiler Insuranc	6,864.00	3,423.41	5,584.00	3,385.50	5,584.00	5,534.00	-0.9%
7720	56910 Bond Paying Agent Fees	7.86	9.68	0.00	0.00	0.00	0.00	0.0%

City of Waukesha - 2017 Annual Operating Budget

0602	DPW/Parking Utility Division	2014 Actuals	2015 Actuals	2016 Orig Bud	2016 Actuals	2016 Projected	2017 Executive	PCT Change 2016-2017Orig
	7730 Parking Ramp #2/Transit Ct	(115,577.16)	(131,852.75)	(82,766.00)	(149,837.24)	(83,425.00)	(34,309.00)	-58.5%
	7730 49230 Transfers From Debt Service	(243,031.00)	(240,000.00)	(200,000.00)	(200,000.00)	(200,000.00)	(140,000.00)	-30.0%
	7730 52210 Water And Sewer	728.92	612.65	1,060.00	439.38	1,060.00	1,113.00	5.0%
	7730 52220 Electric	18,766.65	12,513.02	15,150.00	7,822.97	13,410.00	14,000.00	-7.6%
	7730 52230 Sewer	298.23	553.81	710.00	192.14	400.00	420.00	-40.8%
	7730 52240 Heat	1,549.33	530.81	1,414.00	649.85	1,112.00	1,123.00	-20.6%
	7730 52420 Machinery And Equip Maint	462.26	3,378.61	8,000.00	1,484.00	8,000.00	8,000.00	0.0%
	7730 52450 Grounds Maintenance & Impr	12,114.06	13,015.44	16,250.00	9,016.91	16,250.00	16,250.00	0.0%
	7730 52470 Building Maintenance	28,476.89	23,495.13	30,000.00	16,435.57	30,000.00	30,000.00	0.0%
	7730 53440 Janitorial Supplies	796.44	534.16	1,550.00	466.97	1,550.00	1,550.00	0.0%
	7730 55110 Property And Boiler Insuranc	6,863.00	3,423.41	5,585.00	3,591.82	5,585.00	5,534.00	-0.9%
	7730 56210 Interest on Debt	22,568.32	18,699.55	37,415.00	10,029.99	15,037.00	10,973.00	-70.7%
	7730 56910 Bond Paying Agent Fees	30.03	33.76	100.00	33.16	35.00	35.00	-65.0%
	7730 56920 Bond Issuance Charges	1,567.83	0.00	0.00	0.00	0.00	0.00	0.0%
	7730 89390 Loss On Early Retirement of	33,231.88	31,356.90	0.00	0.00	24,136.00	16,693.00	0.0%

City of Waukesha - 2017 Annual Operating Budget

0602 DPW/Parking Utility Division	2014 Actuals	2015 Actuals	2016 Orig Bud	2016 Actuals	2016 Projected	2017 Executive	PCT Change 2016-2017Orig
7790 Capital Improvements	172,317.92	316,479.88	248,000.00	31,963.77	266,464.00	210,000.00	-15.3%
7790 55410 Provision For Depreciation	161,012.62	167,962.62	170,000.00	0.00	170,000.00	170,000.00	0.0%
7790 68110 Automotive Equipment	1,950.00	4,205.31	0.00	0.00	0.00	0.00	0.0%
7790 68190 Other Capital	9,355.30	40,480.35	0.00	26,463.77	26,464.00	0.00	0.0%
7790 68220 Buildings	0.00	103,831.60	78,000.00	5,500.00	70,000.00	40,000.00	-48.7%
Grand Total	(222,481.53)	(77,170.51)	(79,443.00)	(327,193.55)	(52,793.00)	(49,599.00)	-37.6%

Sewer Utility

City of Waukesha - 2017 Annual Operating Budget

0603	DPW/Waste Water Util Division	2014 Actuals	2015 Actuals	2016 Orig Bud	2016 Actuals	2016 Projected	2017 Executive	PCT Change 2016-2017Orig
7380	Sewer Administration	(8,825,500.92)	(9,927,594.52)	(10,228,157.00)	(5,938,140.49)	(10,364,362.00)	(11,256,664.00)	10.1%
7380	45611 Sewer-Residential	(5,012,310.34)	(5,463,972.87)	(5,707,641.00)	(3,252,089.23)	(5,500,710.00)	(6,366,553.00)	11.5%
7380	45612 Sewer-Commercial	(1,625,693.69)	(1,775,951.08)	(1,916,408.00)	(1,082,737.95)	(1,931,010.00)	(2,128,568.00)	11.1%
7380	45613 Sewer-Industrial	(1,341,520.14)	(1,447,022.50)	(1,605,781.00)	(1,070,693.59)	(1,700,090.00)	(1,778,234.00)	10.7%
7380	45614 Sewer-Public	(329,917.90)	(381,584.76)	(407,220.00)	(214,624.60)	(391,120.00)	(419,163.00)	2.9%
7380	45615 Sewer-Apartments	(1,775,952.54)	(1,968,236.14)	(2,125,413.00)	(1,216,236.36)	(2,153,980.00)	(2,305,948.00)	8.5%
7380	45619 Sewer-Delinquent Fees/Adjts	(107,747.47)	(114,791.11)	(60,000.00)	(39,706.31)	(69,450.00)	(60,000.00)	0.0%
7380	45620 Sewer-Connection Fees	(72,070.00)	(229,754.00)	(60,000.00)	(272,125.00)	(320,000.00)	(60,000.00)	0.0%
7380	45630 Septic Charges	(536,498.06)	(579,563.88)	(636,794.00)	(360,423.12)	(571,860.00)	(530,811.00)	-16.6%
7380	45640 Wales Discharge	0.00	0.00	0.00	(4,968.83)	(7,500.00)	(10,000.00)	0.0%
7380	47470 WWTP Services	0.00	(75.00)	0.00	0.00	0.00	0.00	0.0%
7380	48110 Interest On Investments	(22,691.77)	(51,904.36)	(7,000.00)	(8,192.84)	(9,000.00)	(9,000.00)	28.6%
7380	48111 Unrealized Gain/(Loss) on B	(1,026.60)	3,209.67	0.00	(3,251.00)	(2,000.00)	(2,000.00)	0.0%
7380	48330 Sale of City Property	(21,167.05)	(27,159.95)	(20,000.00)	(20,935.65)	(22,000.00)	(20,000.00)	0.0%
7380	48440 Ins Recoveries Prop Damage	(2,432.42)	1,216.21	0.00	0.00	0.00	0.00	0.0%
7380	51110 Salaries	439,944.01	483,462.70	545,081.00	364,082.05	523,229.00	555,326.00	1.9%
7380	51170 Accrued Compensatory time	(0.30)	0.00	0.00	0.00	0.00	0.00	0.0%
7380	51180 Accrued Vacation	5,357.95	4,594.13	0.00	0.00	0.00	0.00	0.0%
7380	51210 Wages Permanent	51,149.83	28,857.64	34,729.00	19,725.38	34,731.00	34,293.00	-1.3%
7380	51220 Overtime	3,161.02	1,631.16	3,000.00	1,200.64	2,300.00	3,000.00	0.0%
7380	51510 Social Security	36,160.37	37,495.70	44,585.00	28,193.05	40,036.00	45,335.00	1.7%
7380	51520 Retirement	34,556.21	34,920.94	38,465.00	25,410.55	35,683.00	40,298.00	4.8%
7380	51525 Retirement-GASB 68	0.00	2,545.00	0.00	0.00	0.00	0.00	0.0%
7380	51540 Health Insurance	128,911.75	125,916.32	138,683.00	96,435.36	133,048.00	138,683.00	0.0%
7380	51550 Life Insurance	1,142.50	1,267.82	1,621.00	1,065.30	1,466.00	1,946.00	20.0%
7380	51560 Dental Insurance	6,182.85	6,840.60	7,980.00	5,262.00	7,217.00	7,980.00	0.0%
7380	51570 OPEB Expense	109,500.00	119,447.00	105,000.00	0.00	120,000.00	125,000.00	19.0%

City of Waukesha - 2017 Annual Operating Budget

0603	DPW/Waste Water Util Division	2014 Actuals	2015 Actuals	2016 Orig Bud	2016 Actuals	2016 Projected	2017 Executive	PCT Change 2016-2017Orig
7380	52130 Accounting And Auditing	80,118.50	79,556.00	80,925.00	50,516.00	80,331.00	83,325.00	3.0%
7380	52131 Utility Billing	715,452.94	730,014.57	737,000.00	592,105.23	789,474.00	813,158.00	10.3%
7380	52135 Consulting	47,076.49	28,080.28	100,000.00	56,053.52	70,000.00	100,000.00	0.0%
7380	52180 Management Services	13,345.00	0.00	50,490.00	0.00	50,490.00	51,500.00	2.0%
7380	52190 Other Professional Services	2,306.92	2,505.33	2,000.00	1,501.66	2,750.00	2,750.00	37.5%
7380	52250 Telephone	20,080.07	19,682.16	25,000.00	16,394.08	24,000.00	25,000.00	0.0%
7380	52270 Trunk Radio Operating	2,478.88	3,854.04	3,583.00	3,583.00	3,583.00	249.00	-93.1%
7380	52430 Computer Hardware Maint	350.77	0.00	5,500.00	609.00	3,500.00	4,000.00	-27.3%
7380	53110 Postage and Box Rent	383.57	326.98	1,043.00	219.90	540.00	1,000.00	-4.1%
7380	53120 Office Supplies	1,817.32	1,970.44	2,400.00	1,788.44	2,000.00	2,400.00	0.0%
7380	53130 Printing/Photocopying	4,162.73	4,749.21	6,000.00	3,943.29	5,900.00	6,000.00	0.0%
7380	53135 Internal Printing	2,228.20	2,275.18	5,900.00	4,087.91	5,100.00	5,380.00	-8.8%
7380	53220 Subscriptions-Office	120.00	120.00	120.00	231.00	230.00	250.00	108.3%
7380	53240 Membership Dues	3,071.00	2,949.00	3,500.00	2,885.00	3,100.00	3,500.00	0.0%
7380	53250 Conference And Training	6,880.39	10,950.68	15,000.00	5,812.13	7,500.00	15,000.00	0.0%
7380	53260 Advertising	2,000.00	1,571.17	2,000.00	1,000.00	1,500.00	2,000.00	0.0%
7380	53940 Other Charges	2,507.53	187.23	2,000.00	382.32	450.00	450.00	-77.5%
7380	55120 Auto And Fleet Insurance	7,558.00	6,446.16	5,501.00	6,001.25	5,501.00	6,244.00	13.5%
7380	55160 Workman's Comp Insurance	61,175.13	74,612.01	95,247.00	67,714.79	95,247.00	85,233.00	-10.5%
7380	55190 General Liability Insurance	33,252.00	42,993.23	43,482.00	41,066.70	43,482.00	43,482.00	0.0%
7380	78422 Data Processing-Allocated	143,764.00	212,318.00	192,735.00	192,115.60	192,115.00	202,431.00	5.0%
7380	78650 Employee Safety Programs	15,097.38	12,379.04	10,000.00	8,603.60	14,000.00	14,000.00	40.0%
7380	89280 Transfer to Sick Leave Trust	42,234.05	23,475.53	9,530.00	9,855.24	15,855.00	14,400.00	51.1%

City of Waukesha - 2017 Annual Operating Budget

0603	DPW/Waste Water Util Division	2014 Actuals	2015 Actuals	2016 Orig Bud	2016 Actuals	2016 Projected	2017 Executive	PCT Change 2016-2017Orig
7381	Pre-Treatment Sampling	157,999.40	169,038.70	152,584.00	96,912.70	161,701.00	171,622.00	12.5%
7381	45690 Other Sewer Charges	(61,179.94)	(59,575.05)	(80,000.00)	(52,377.98)	(60,000.00)	(60,000.00)	-25.0%
7381	51110 Salaries	139,907.08	147,677.63	151,550.00	99,292.76	146,600.00	154,073.00	1.7%
7381	51170 Accrued Compensatory time	(753.75)	(125.23)	0.00	0.00	0.00	0.00	0.0%
7381	51180 Accrued Vacation	408.45	(316.98)	0.00	0.00	0.00	0.00	0.0%
7381	51220 Overtime	0.00	2.44	0.00	0.00	0.00	0.00	0.0%
7381	51510 Social Security	10,233.70	10,782.82	11,594.00	7,274.70	11,215.00	11,787.00	1.7%
7381	51520 Retirement	9,784.65	10,031.92	10,002.00	6,553.31	9,969.00	10,477.00	4.7%
7381	51540 Health Insurance	44,064.28	41,307.24	39,655.00	27,474.84	41,307.00	39,655.00	0.0%
7381	51550 Life Insurance	583.19	698.04	844.00	521.40	801.00	965.00	14.3%
7381	51560 Dental Insurance	2,280.20	2,280.20	2,280.00	1,578.60	2,280.00	2,280.00	0.0%
7381	52190 Pre-Treatment Sampling	8,933.54	13,296.20	13,994.00	4,233.50	6,500.00	10,000.00	-28.5%
7381	52410 Vehicle Maintenance	2,094.52	1,620.92	1,000.00	1,607.90	1,608.00	1,000.00	0.0%
7381	53120 Office Supplies	68.76	279.56	100.00	63.54	90.00	100.00	0.0%
7381	53260 Advertising	37.25	0.00	50.00	31.03	31.00	50.00	0.0%
7381	53510 Gasoline, Oil, Grease Etc.	1,537.47	1,078.99	1,515.00	659.10	1,300.00	1,235.00	-18.5%

City of Waukesha - 2017 Annual Operating Budget

0603	DPW/Waste Water Util Division	2014 Actuals	2015 Actuals	2016 Orig Bud	2016 Actuals	2016 Projected	2017 Executive	PCT Change 2016-2017Orig
7384 Sewer Maintenance		1,084,364.01	959,729.12	1,081,051.00	613,640.59	971,548.00	1,142,505.00	5.7%
	7384 51110 Salaries	58,835.44	66,021.85	61,897.00	40,551.38	60,712.00	63,135.00	2.0%
	7384 51170 Accrued Compensatory time	(4,453.61)	(2,594.89)	0.00	0.00	0.00	0.00	0.0%
	7384 51180 Accrued Vacation	8,031.34	(6,926.76)	0.00	0.00	0.00	0.00	0.0%
	7384 51210 Wages Permanent	409,737.26	345,150.85	343,873.00	253,935.17	378,436.00	394,191.00	14.6%
	7384 51220 Overtime	23,089.94	12,366.26	20,000.00	5,679.87	14,100.00	20,733.00	3.7%
	7384 51510 Social Security	36,360.65	30,961.16	32,571.00	22,121.27	20,885.00	36,572.00	12.3%
	7384 51520 Retirement	34,608.10	28,599.26	28,101.00	19,817.94	19,328.00	32,508.00	15.7%
	7384 51540 Health Insurance	126,326.60	102,575.24	103,037.00	80,358.86	78,446.00	119,260.00	15.7%
	7384 51550 Life Insurance	1,144.05	1,339.87	1,689.00	1,038.49	964.00	1,730.00	2.4%
	7384 51560 Dental Insurance	6,722.81	5,670.85	6,024.00	4,140.10	4,357.00	6,879.00	14.2%
	7384 52210 Water And Sewer	4,811.04	5,957.65	11,157.00	4,327.74	8,000.00	8,400.00	-24.7%
	7384 52220 Electric	145,516.92	128,550.28	166,650.00	97,203.09	155,000.00	160,000.00	-4.0%
	7384 52240 Heat	434.86	298.80	330.00	199.92	320.00	330.00	0.0%
	7384 52410 Vehicle Maintenance	15,784.17	30,739.79	30,000.00	23,676.66	30,000.00	30,000.00	0.0%
	7384 52435 Conveyance Maintenance	0.00	64,444.75	80,000.00	0.00	46,000.00	82,000.00	2.5%
	7384 52490 Pump Station Maintenance	83,441.58	89,215.19	100,000.00	37,654.78	92,000.00	100,000.00	0.0%
	7384 53510 Gasoline, Oil, Grease Etc.	24,564.09	18,554.58	30,722.00	11,849.73	18,000.00	21,767.00	-29.1%
	7384 53940 Manhole Insp, Repairs & Misc	109,408.77	38,804.39	65,000.00	11,085.59	45,000.00	65,000.00	0.0%

City of Waukesha - 2017 Annual Operating Budget

0603	DPW/Waste Water Util Division	2014 Actuals	2015 Actuals	2016 Orig Bud	2016 Actuals	2016 Projected	2017 Executive	PCT Change 2016-2017Orig
7388 Sewer Plant Operations		3,816,888.96	3,174,664.02	5,684,521.00	4,090,725.49	6,104,220.00	5,601,746.00	-1.5%
	7388 48440 Ins Recoveries Prop Damage	(1,056.40)	0.00	0.00	0.00	0.00	0.00	0.0%
	7388 48490 Miscellaneous Revenues	(1,295.78)	0.00	0.00	0.00	0.00	0.00	0.0%
	7388 49220 Transfers From Special Rev F	0.00	0.00	(330,280.00)	0.00	(330,280.00)	0.00	-100.0%
	7388 51170 Accrued Compensatory time	102.98	4,365.95	0.00	0.00	0.00	0.00	0.0%
	7388 51180 Accrued Vacation	5,656.79	2,226.45	0.00	0.00	0.00	0.00	0.0%
	7388 51190 Sick Leave Accrual	(1,547.21)	(4,945.36)	0.00	0.00	0.00	0.00	0.0%
	7388 51210 Wages Permanent	890,161.43	891,234.45	966,280.00	556,217.70	946,004.00	959,549.00	-0.7%
	7388 51220 Overtime	48,777.39	50,237.50	79,996.00	40,652.40	70,000.00	80,000.00	0.0%
	7388 51250 Wages Temporary	0.00	10,226.87	12,000.00	8,641.56	8,642.00	12,022.00	0.2%
	7388 51510 Social Security	68,679.78	68,849.68	80,214.00	43,941.09	73,166.00	79,700.00	-0.6%
	7388 51520 Retirement	65,028.19	63,730.55	69,054.00	39,257.49	65,200.00	70,689.00	2.4%
	7388 51540 Health Insurance	265,675.07	244,761.97	249,206.00	151,813.66	263,545.00	249,177.00	0.0%
	7388 51550 Life Insurance	3,462.50	3,210.11	3,822.00	1,839.74	3,785.00	3,122.00	-18.3%
	7388 51560 Dental Insurance	13,771.76	13,218.78	14,400.00	7,876.44	14,610.00	14,400.00	0.0%
	7388 52135 Consulting	5,316.06	0.00	0.00	0.00	0.00	0.00	0.0%
	7388 52190 Lab Testing	11,227.95	14,877.31	20,000.00	10,114.52	18,000.00	20,000.00	0.0%
	7388 52210 Water And Sewer	52,714.47	54,703.36	50,000.00	13,308.60	29,000.00	40,000.00	-20.0%
	7388 52220 Electric	944,618.95	734,515.29	860,000.00	591,947.60	777,000.00	785,000.00	-8.7%
	7388 52240 Heat	191,168.68	100,326.05	190,000.00	77,423.10	132,000.00	145,000.00	-23.7%
	7388 52410 Vehicle Maintenance	36,019.83	34,830.32	35,550.00	26,491.04	35,000.00	35,550.00	0.0%
	7388 52430 PLC System Maintenance	3,605.77	656.39	4,000.00	1,617.26	3,200.00	22,000.00	450.0%
	7388 52450 Grounds Maintenance & Impr	43,652.82	36,050.86	50,000.00	44,440.01	60,000.00	50,000.00	0.0%
	7388 52490 Equipment Maintenance	209,396.91	190,610.94	150,000.00	115,159.08	159,000.00	160,000.00	6.7%
	7388 52510 Equipment Replacement Funds	0.00	1,605.75	810,900.00	1,328,565.26	1,700,000.00	641,500.00	-20.9%
	7388 52990 Environmental Permit Fee	13,225.44	12,325.90	15,958.00	12,579.73	12,579.00	15,000.00	-6.0%
	7388 53140 Small Equipment	4,729.44	5,285.99	5,000.00	2,561.45	5,500.00	5,000.00	0.0%
	7388 53420 Lab Supplies	17,897.16	20,499.08	25,000.00	9,192.36	21,000.00	23,000.00	-8.0%

City of Waukesha - 2017 Annual Operating Budget

0603	DPW/Waste Water Util Division	2014 Actuals	2015 Actuals	2016 Orig Bud	2016 Actuals	2016 Projected	2017 Executive	PCT Change 2016-2017Orig
7388	53422 WWTP Processing Chemicals	292,447.64	235,446.32	300,000.00	166,574.77	260,000.00	300,000.00	0.0%
7388	53440 Janitorial Supplies	4,445.50	10,523.79	8,000.00	6,009.59	8,200.00	8,000.00	0.0%
7388	53460 Clothing And Uniforms	10,265.37	8,680.00	10,000.00	5,286.82	8,400.00	10,000.00	0.0%
7388	53510 Gasoline, Oil, Grease Etc.	18,016.34	12,226.05	20,000.00	6,981.40	9,918.00	14,115.00	-29.4%
7388	53620 Consumable Tools	5,201.85	4,109.77	6,000.00	2,416.69	4,000.00	5,000.00	-16.7%
7388	53910 Sludge Disposal	89,151.16	114,690.05	180,000.00	57,335.89	142,000.00	160,000.00	-11.1%
7388	55110 Property And Boiler Insuranc	75,266.00	63,236.09	60,545.00	60,051.89	60,545.00	59,888.00	-1.1%
7388	56210 Debt Interest Expense	8,235.18	90,638.18	258,006.00	46,446.65	96,577.00	40,070.00	-84.5%
7388	56211 Interest Expense-Revenue Bnd	92,587.51	(621,623.44)	272,325.00	91,708.33	311,207.00	349,311.00	28.3%
7388	56212 Interest Expense-CWF Loan	161,184.14	672,408.50	1,087,845.00	475,867.34	1,048,010.00	1,143,664.00	5.1%
7388	56910 Bond Paying Agent Fees	203.29	566.29	700.00	713.36	719.00	989.00	41.3%
7388	56920 Bond Issuance Charges	168,895.00	30,358.23	120,000.00	87,692.67	87,693.00	100,000.00	-16.7%

City of Waukesha - 2017 Annual Operating Budget

0603 DPW/Waste Water Util Division	2014 Actuals	2015 Actuals	2016 Orig Bud	2016 Actuals	2016 Projected	2017 Executive	PCT Change 2016-2017Orig
7399 Sewer Construction	2,229,383.96	2,488,515.01	3,462,400.00	10,404,327.49	3,996,551.00	4,318,900.00	24.7%
7399 42401 State Aid	(29,298.10)	(71,322.30)	0.00	0.00	0.00	0.00	0.0%
7399 46170 Spec Assessment-San Sewer/La	(53,693.80)	(3,695.30)	0.00	(3,448.60)	(3,449.00)	(3,500.00)	0.0%
7399 48120 Interest On Special Assessme	(9,518.09)	(6,249.39)	0.00	0.00	0.00	0.00	0.0%
7399 48330 Sale of City Property	(1,500.00)	0.00	(2,600.00)	0.00	0.00	(4,600.00)	76.9%
7399 48405 Capital Contributions Rev	(205,100.00)	0.00	0.00	0.00	0.00	0.00	0.0%
7399 49110 Proceeds of Long Term Debt	0.00	0.00	(6,120,000.00)	0.00	0.00	(4,850,000.00)	-20.8%
7399 55410 Provision For Depreciation	2,498,616.67	2,504,562.25	3,400,000.00	0.00	4,000,000.00	4,800,000.00	41.2%
7399 68110 Automotive Equipment	0.00	1,879.15	30,000.00	28,423.50	0.00	27,000.00	-10.0%
7399 68130 Office Furniture & Equipment	17,637.50	0.00	0.00	0.00	0.00	0.00	0.0%
7399 68140 Heavy Motorized Equipment	0.00	0.00	35,000.00	0.00	0.00	0.00	-100.0%
7399 68290 Other Capital Improvements	12,239.78	63,340.60	6,120,000.00	10,379,352.59	0.00	4,350,000.00	-28.9%
Grand Total	(1,536,864.59)	(3,135,647.67)	152,399.00	9,267,465.78	869,658.00	(21,891.00)	-114.4%

Prairie Home Cemetery

City of Waukesha - 2017 Annual Operating Budget

0604 Cemetery	2014 Actuals	2015 Actuals	2016 Orig Bud	2016 Actuals	2016 Projected	2017 Executive	PCT Change 2016-2017Orig
7800 Cemetery	(46,187.03)	2,153.07	(2,091.00)	(39,700.28)	(44,542.00)	15,718.00	-851.7%
7800 41110 Taxes-Property	0.00	(88,661.00)	(88,661.00)	(88,661.00)	(88,661.00)	0.00	-100.0%
7800 42580 County Grant-CDBG	0.00	0.00	(4,000.00)	0.00	(4,000.00)	(7,225.00)	80.6%
7800 45940 Cemetery Fees	(1,719.92)	(556.80)	(4,000.00)	(1,255.52)	(2,000.00)	(2,000.00)	-50.0%
7800 45941 Cemetery Fees-Interment	(135,098.45)	(132,687.14)	(138,000.00)	(97,589.00)	(135,000.00)	(138,000.00)	0.0%
7800 45942 Cemetery Fees-Foundations	(26,752.50)	(22,559.00)	(30,000.00)	(19,524.85)	(28,000.00)	(30,000.00)	0.0%
7800 45943 Flower & Wreath Sales Taxabl	(10,280.40)	(9,538.18)	(15,000.00)	0.00	(13,000.00)	(10,000.00)	-33.3%
7800 45944 Planter and Benche Sales	0.00	(5,355.90)	(10,000.00)	0.00	(3,000.00)	(5,000.00)	-50.0%
7800 45945 Taxable Merchandise Sales	(585.86)	(2,686.50)	(1,000.00)	(904.81)	(1,250.00)	(1,350.00)	35.0%
7800 45946 Inscriptions	(27,783.51)	(36,069.55)	(37,000.00)	(26,495.35)	(37,000.00)	(40,000.00)	8.1%
7800 45947 Trees & Shrubs	(15.00)	(1,819.27)	(1,500.00)	83.37	(500.00)	(2,000.00)	33.3%
7800 45970 Decoration Accessories	(8,983.77)	(7,177.81)	(11,000.00)	(6,116.96)	(7,000.00)	(9,000.00)	-18.2%
7800 48110 Interest On Investments	893.08	1,291.81	0.00	(0.03)	0.00	0.00	0.0%
7800 48350 Sale of Cemetery Lots	(81,666.82)	(56,061.97)	(85,000.00)	(47,191.84)	(75,000.00)	(75,000.00)	-11.8%
7800 48352 Crypt Sales	(37,248.75)	(19,598.18)	(38,000.00)	(30,431.70)	(33,000.00)	(37,000.00)	-2.6%
7800 48354 Niche Sales	(35,725.50)	(46,179.11)	(40,000.00)	(32,041.80)	(35,000.00)	(40,000.00)	0.0%
7800 48357 Cremation Garden Sales	(2,793.50)	(1,244.61)	(5,000.00)	(663.75)	(2,000.00)	(3,000.00)	-40.0%
7800 48410 Private Donations and Gifts	(5,170.00)	(1,276.41)	(2,000.00)	(6,000.00)	(6,000.00)	(1,000.00)	-50.0%
7800 48412 Donations - Pet Cemetery	(1,682.50)	(503.30)	0.00	0.00	(500.00)	0.00	0.0%
7800 48440 Ins Recoveries Prop Damage	0.00	0.00	0.00	0.00	(6,000.00)	0.00	0.0%
7800 48470 Sales Tax Discount	(30.00)	(50.00)	0.00	(20.00)	0.00	0.00	0.0%
7800 48490 Miscellaneous Revenues	(5.84)	1,892.60	0.00	(3,230.00)	0.00	0.00	0.0%
7800 48901 Interest on Sales	0.00	0.00	0.00	(18.60)	0.00	0.00	0.0%
7800 49110 Proceeds of Long Term Debt	0.00	0.00	(41,400.00)	0.00	(41,400.00)	0.00	-100.0%
7800 49210 Transfers From General Fund	(112,000.00)	0.00	0.00	0.00	0.00	(88,661.00)	0.0%
7800 49230 Transfers From Debt Service	(71,288.00)	(66,024.00)	(66,218.00)	(66,218.00)	(66,218.00)	(68,000.00)	2.7%
7800 49280 Transfers From Trust C	(315.77)	(15,546.72)	(10,000.00)	0.00	(10,000.00)	(10,000.00)	0.0%

City of Waukesha - 2017 Annual Operating Budget

0604 Cemetery	2014 Actuals	2015 Actuals	2016 Orig Bud	2016 Actuals	2016 Projected	2017 Executive	PCT Change 2016-2017Orig
7800 49281 Transfers from Trust A	(90,534.13)	(18,013.32)	(50,000.00)	(223.32)	(50,000.00)	(50,000.00)	0.0%
7800 49282 Transfers from Trust B	(30,397.65)	(37,266.49)	(20,000.00)	(141.79)	(20,000.00)	(20,000.00)	0.0%
7800 49283 Transfers from Trust K	(14,939.85)	5,171.61	(10,000.00)	(2,827.83)	(10,000.00)	(10,000.00)	0.0%
7800 49284 Pre Need Funds Applied	(19,456.33)	(15,603.02)	(19,000.00)	0.00	(19,000.00)	(19,000.00)	0.0%
7800 49920 Development Funds Applied	0.00	(80,500.00)	0.00	0.00	0.00	0.00	0.0%
7800 51110 Salaries	132,353.52	96,599.07	79,674.00	49,685.90	79,674.00	89,763.00	12.7%
7800 51170 Accrued Compensatory time	303.77	(30.60)	500.00	0.00	0.00	0.00	-100.0%
7800 51180 Accrued Vacation	4,904.25	536.15	0.00	0.00	0.00	0.00	0.0%
7800 51190 Sick Leave Accrual	(6,895.00)	(6,733.53)	0.00	0.00	0.00	0.00	0.0%
7800 51210 Wages Permanent	151,914.22	158,565.42	226,586.00	118,602.32	187,358.00	219,438.00	-3.2%
7800 51220 Overtime	15,566.13	14,094.93	18,360.00	8,345.02	13,500.00	18,158.00	-1.1%
7800 51250 Wages Temporary	32,344.08	28,813.09	26,976.00	26,465.01	26,976.00	34,487.00	27.8%
7800 51510 Social Security	21,208.27	19,388.84	21,593.00	12,908.53	21,568.00	24,306.00	12.6%
7800 51520 Retirement	19,195.25	17,109.17	19,575.00	10,919.77	19,575.00	20,903.00	6.8%
7800 51525 Retirement-GASB 68	0.00	1,416.00	0.00	0.00	0.00	0.00	0.0%
7800 51540 Health Insurance	58,212.49	35,510.94	38,259.00	14,619.31	26,000.00	37,683.00	-1.5%
7800 51550 Life Insurance	786.16	779.29	895.00	561.82	525.00	1,250.00	39.7%
7800 51560 Dental Insurance	3,068.17	2,025.36	2,256.00	772.74	1,116.00	2,256.00	0.0%
7800 52130 Accounting And Auditing	6,744.00	17,834.00	5,000.00	2,917.00	5,000.00	5,000.00	0.0%
7800 52190 Other Professional Services	771.73	480.16	350.00	420.84	500.00	500.00	42.9%
7800 52195 Credit Card Collection Fee	3,639.03	3,771.30	4,000.00	1,570.51	3,500.00	3,500.00	-12.5%
7800 52210 Water And Sewer	3,524.05	3,411.24	4,200.00	1,962.53	4,100.00	4,500.00	7.1%
7800 52220 Electric	6,031.34	5,968.20	7,200.00	4,777.73	7,200.00	7,300.00	1.4%
7800 52240 Heat	3,698.59	2,336.04	5,200.00	1,679.51	5,200.00	5,500.00	5.8%
7800 52250 Telephone	2,127.94	2,433.81	3,000.00	1,854.88	2,500.00	3,000.00	0.0%
7800 52410 Vehicle Maintenance	3,452.21	1,678.02	2,500.00	897.97	1,800.00	2,500.00	0.0%
7800 52420 Machinery And Equip Maint	3,127.25	3,532.71	5,000.00	3,600.22	4,500.00	5,000.00	0.0%
7800 52440 Software Maintenance	3,400.00	2,900.00	3,400.00	2,700.00	3,000.00	3,700.00	8.8%

City of Waukesha - 2017 Annual Operating Budget

0604 Cemetery	2014 Actuals	2015 Actuals	2016 Orig Bud	2016 Actuals	2016 Projected	2017 Executive	PCT Change 2016-2017Orig
7800 52450 Grounds Maintenance & Impr	27,910.86	20,619.06	35,000.00	23,201.10	32,050.00	42,225.00	20.6%
7800 52455 Flower & Wreath Expenses	18,101.88	19,988.22	20,000.00	11,454.76	19,500.00	20,000.00	0.0%
7800 52470 Building Maintenance	5,228.12	4,598.49	4,000.00	3,937.87	4,000.00	4,500.00	12.5%
7800 52476 Planters & Benches	0.00	2,181.61	3,500.00	1,340.87	2,300.00	3,500.00	0.0%
7800 52477 Inscriptions	14,373.15	20,860.75	18,500.00	12,056.89	18,800.00	20,000.00	8.1%
7800 53110 Postage and Box Rent	1,879.29	1,093.37	2,000.00	238.95	340.00	1,000.00	-50.0%
7800 53120 Office Supplies	2,054.25	1,479.44	1,500.00	341.67	700.00	1,000.00	-33.3%
7800 53130 Printing/Photocopying	987.38	2,033.61	3,200.00	52.40	2,800.00	3,200.00	0.0%
7800 53135 Internal Printing	4,218.12	3,569.84	3,900.00	2,262.72	3,800.00	3,250.00	-16.7%
7800 53220 Subscriptions-Office	133.00	120.00	150.00	219.00	120.00	150.00	0.0%
7800 53240 Membership Dues	545.00	490.00	675.00	0.00	0.00	450.00	-33.3%
7800 53250 Conference And Training	2,077.50	1,376.45	3,000.00	0.00	1,000.00	700.00	-76.7%
7800 53260 Advertising	4,041.73	2,031.81	4,000.00	3,133.86	4,000.00	5,000.00	25.0%
7800 53350 Travel And Meals	34.25	(1.33)	250.00	0.00	150.00	150.00	-40.0%
7800 53440 Janitorial Supplies	573.17	147.69	500.00	109.61	250.00	250.00	-50.0%
7800 53455 Hospitality expenses	451.42	(47.03)	500.00	182.68	400.00	400.00	-20.0%
7800 53460 Clothing And Uniforms	1,836.03	2,037.68	2,000.00	2,267.92	2,000.00	3,000.00	50.0%
7800 53490 Other Operating Supplies	1,938.47	3,249.55	3,000.00	1,672.94	2,000.00	2,500.00	-16.7%
7800 53510 Gasoline, Oil, Grease Etc.	8,407.68	5,412.23	9,000.00	2,814.61	8,000.00	8,000.00	-11.1%
7800 53620 Consumable Tools	59.97	0.00	500.00	0.00	0.00	300.00	-40.0%
7800 53750 Vaults	2,628.89	1,419.34	3,025.00	3,073.16	2,400.00	3,000.00	-0.8%
7800 53760 Foundations	815.00	500.00	3,000.00	720.00	2,800.00	3,000.00	0.0%
7800 53770 Decoration Accessories	5,327.37	6,472.10	9,000.00	7,021.99	7,500.00	7,500.00	-16.7%
7800 54700 Mausoleum Cost of Goods Sold	30,307.75	32,160.92	20,000.00	0.00	20,000.00	20,000.00	0.0%
7800 55110 Property And Boiler Insuranc	2,704.00	2,288.26	2,028.00	1,960.12	2,028.00	1,954.00	-3.6%
7800 55120 Auto And Fleet Insurance	608.00	616.63	390.00	440.02	390.00	399.00	2.3%
7800 55130 Public Officials Liability	0.00	0.00	300.00	0.00	300.00	300.00	0.0%
7800 55160 Workman's Comp Insurance	5,004.66	7,954.14	7,110.00	7,004.47	7,110.00	8,614.00	21.2%

City of Waukesha - 2017 Annual Operating Budget

0604 Cemetery	2014 Actuals	2015 Actuals	2016 Orig Bud	2016 Actuals	2016 Projected	2017 Executive	PCT Change 2016-2017Orig
7800 55190 General Liability Insurance	3,208.00	3,015.14	3,049.00	2,880.03	3,150.00	3,049.00	0.0%
7800 55330 Equipment Rental/Rental	300.00	0.00	1,000.00	0.00	1,000.00	1,000.00	0.0%
7800 55410 Provision For Depreciation	22,551.26	20,641.02	18,000.00	0.00	18,000.00	18,000.00	0.0%
7800 56210 Interest on Debt	16,737.75	8,370.31	11,932.00	1,885.84	7,454.00	5,946.00	-50.2%
7800 56910 Bond Paying Agent Fees	116.82	121.92	121.00	2.51	125.00	125.00	3.3%
7800 56990 Issue Costs	0.00	3,255.50	0.00	0.00	0.00	0.00	0.0%
7800 68140 Motorized Equipment	429.00	0.00	0.00	0.00	0.00	0.00	0.0%
7800 68220 Buildings	0.00	37,280.50	0.00	4,837.50	9,500.00	0.00	0.0%
7800 68290 Other Capital Improvements	0.00	16,660.00	45,400.00	21,750.04	40,000.00	0.00	-100.0%
7800 89280 Transfer to Sick Leave Trust	11,338.00	13,610.48	10,634.00	7,647.36	10,680.00	0.00	-100.0%
7800 89390 Loss On Early Retirement of	988.72	748.02	0.00	0.00	748.00	748.00	0.0%
Grand Total	(46,187.03)	2,153.07	(2,091.00)	(39,700.28)	(44,542.00)	15,718.00	-851.7%

Waukesha Transit System

City of Waukesha - 2017 Annual Operating Budget

0607 DPW/Transit Utility Division	2014 Actuals	2015 Actuals	2016 Orig Bud	2016 Actuals	2016 Projected	2017 Executive	PCT Change 2016-2017Orig
0350 City Metro Transit	0.00	0.00	975,000.00	0.00	975,000.00	1,120,000.00	14.9%
0350 41110 Taxes-Property	0.00	0.00	(1,206,508.00)	0.00	(1,206,508.00)	0.00	-100.0%
0350 42340 Fed Aid-Transportation	0.00	0.00	(649,600.00)	0.00	(649,600.00)	(633,600.00)	-2.5%
0350 42440 State Aid-Tansit TDM	0.00	0.00	(2,755,675.00)	0.00	(2,755,675.00)	(2,652,904.00)	-3.7%
0350 42820 Transit Aid-Other	0.00	0.00	(107,767.00)	0.00	(107,767.00)	(157,767.00)	46.4%
0350 45440 Mass Transit Fees	0.00	0.00	(860,608.00)	0.00	(860,608.00)	(834,131.00)	-3.1%
0350 49210 Transfers From General Fund	0.00	0.00	0.00	0.00	0.00	(1,206,508.00)	0.0%
0350 51210 Salaries & Wages	0.00	0.00	2,353,096.00	0.00	2,353,096.00	2,461,647.00	4.6%
0350 51590 Fringe Benefit	0.00	0.00	1,749,797.00	0.00	1,749,797.00	1,630,105.00	-6.8%
0350 52290 Utilities	0.00	0.00	117,776.00	0.00	117,776.00	100,387.00	-14.8%
0350 52990 Services	0.00	0.00	349,651.00	0.00	349,651.00	347,542.00	-0.6%
0350 53250 Miscellaneous	0.00	0.00	42,500.00	0.00	42,500.00	42,500.00	0.0%
0350 53490 Materials & Supplies	0.00	0.00	651,879.00	0.00	651,879.00	561,076.00	-13.9%
0350 55190 General Liability Insurance	0.00	0.00	158,459.00	0.00	158,459.00	204,653.00	29.2%
0350 55410 Provision For Depreciation	0.00	0.00	975,000.00	0.00	975,000.00	1,120,000.00	14.9%
0350 68190 Other Capital	0.00	0.00	157,000.00	0.00	157,000.00	137,000.00	-12.7%

City of Waukesha - 2017 Annual Operating Budget

0607 DPW/Transit Utility Division	2014 Actuals	2015 Actuals	2016 Orig Bud	2016 Actuals	2016 Projected	2017 Executive	PCT Change 2016-2017Orig
0355 County Transit	0.00	0.00	223.00	0.00	(1.00)	0.00	-100.0%
0355 42340 Fed Aid-Transportation	0.00	0.00	(504,800.00)	0.00	(504,800.00)	(500,000.00)	-1.0%
0355 42440 State Aid-Tansit TDM	0.00	0.00	(1,930,643.00)	0.00	(1,930,643.00)	(1,817,710.00)	-5.8%
0355 42820 Transit Aid/Twn of Brookfield	0.00	0.00	(700,474.00)	0.00	(700,474.00)	(806,609.00)	15.2%
0355 45440 Mass Transit Fees	0.00	0.00	(890,500.00)	0.00	(890,724.00)	(794,116.00)	-10.8%
0355 52990 services	0.00	0.00	4,026,640.00	0.00	4,026,640.00	3,918,435.00	-2.7%
Grand Total	0.00	0.00	975,223.00	0.00	974,999.00	1,120,000.00	14.8%

Internal Service Funds

The purpose of an Internal Service Fund is to function as a means of accumulating costs related to a given activity on an accrual basis so that the costs can subsequently be allocated to the benefiting funds in the form of fees and charges. Internal Service Funds include the following:

- Printing
- Employee Dental & Life Insurance
- Employee Health Insurance
- Other City Insurances, such as:
 - Property & Liability Insurance
 - Workers Compensation Insurance



Printing

City of Waukesha - 2017 Annual Operating Budget

0720 Printing	2014 Actuals	2015 Actuals	2016 Orig Bud	2016 Actuals	2016 Projected	2017 Executive	PCT Change 2016-2017Orig
1590 Printshop	(1,762.28)	(9,275.70)	80,610.00	23,243.93	67,500.00	47,200.00	-41.4%
1590 47480 Printing Charges	(118,409.00)	(129,826.47)	(120,000.00)	(88,193.41)	(120,000.00)	(120,000.00)	0.0%
1590 48330 Sale of City Property	0.00	(190.00)	0.00	0.00	0.00	(800.00)	0.0%
1590 52420 Machinery And Equip Maint	1,782.85	0.00	2,000.00	0.00	0.00	0.00	-100.0%
1590 52430 Computer Hardware Maint	0.00	371.17	0.00	0.00	0.00	0.00	0.0%
1590 52490 Copier Maintenance	64,717.97	59,590.77	70,000.00	35,676.08	65,000.00	60,000.00	-14.3%
1590 53120 Office Supplies	0.00	368.00	0.00	0.00	0.00	0.00	0.0%
1590 55410 Provision For Depreciation	44,212.38	43,044.20	49,510.00	0.00	44,500.00	45,000.00	-9.1%
1590 68130 Office Furniture & Equipment	5,933.52	17,366.63	79,100.00	75,761.26	78,000.00	63,000.00	-20.4%
Grand Total	(1,762.28)	(9,275.70)	80,610.00	23,243.93	67,500.00	47,200.00	-41.4%

Dental & Life Insurance

City of Waukesha - 2017 Annual Operating Budget

0760	Dental/Life/Vision Ins. Fund	2014 Actuals	2015 Actuals	2016 Orig Bud	2016 Actuals	2016 Projected	2017 Executive	PCT Change 2016-2017Orig
1920 Employee Dental Insurance		(9,187.95)	(16,866.42)	(33,218.00)	(41,905.57)	17,696.00	0.00	-100.0%
1920 47511	Dental Ins-Retiree City Share	(97.41)	(31.62)	0.00	0.00	0.00	0.00	0.0%
1920 47520	Dental Ins-Employer Share	(427,935.46)	(431,895.15)	(455,228.00)	(294,024.68)	(424,094.00)	(438,036.00)	-3.8%
1920 47525	Dental Ins-Employee's Share	(86,442.67)	(99,132.26)	(100,100.00)	(63,716.61)	(91,000.00)	(91,000.00)	-9.1%
1920 48110	Interest On Investments	(13.72)	(15.90)	(10.00)	(5.96)	(10.00)	(10.00)	0.0%
1920 48521	Retiree Share-Dental Ins	(14,795.98)	(9,433.74)	(10,800.00)	(4,809.78)	(9,000.00)	(9,000.00)	-16.7%
1920 51560	Dental Insurance	503,018.44	506,738.55	516,000.00	309,354.96	525,000.00	521,246.00	1.0%
1920 52180	Management Services	17,078.85	16,903.70	16,920.00	11,296.50	16,800.00	16,800.00	-0.7%

City of Waukesha - 2017 Annual Operating Budget

0760 Dental/Life/Vision Ins. Fund	2014 Actuals	2015 Actuals	2016 Orig Bud	2016 Actuals	2016 Projected	2017 Executive	PCT Change 2016-2017Orig
1930 Employee Life Insurance	25,455.06	34,646.04	0.00	41,484.88	0.00	0.00	0.0%
1930 47530 Life Ins-Employer Share	(83,769.98)	(88,142.49)	(122,046.00)	(60,328.91)	(125,000.00)	(125,000.00)	2.4%
1930 48531 Retiree Share-Life Ins	(954.00)	(954.00)	(954.00)	(557.28)	(1,000.00)	(1,000.00)	4.8%
1930 51550 Life Insurance	110,179.04	123,742.53	123,000.00	102,371.07	126,000.00	126,000.00	2.4%

City of Waukesha - 2017 Annual Operating Budget

0760 Dental/Life/Vision Ins. Fund	2014 Actuals	2015 Actuals	2016 Orig Bud	2016 Actuals	2016 Projected	2017 Executive	PCT Change 2016-2017Orig
1940 Employee Vision Ins	0.00	0.00	0.00	0.00	0.00	0.00	0.0%

City of Waukesha - 2017 Annual Operating Budget

0760 Dental/Life/Vision Ins. Fund	2014 Actuals	2015 Actuals	2016 Orig Bud	2016 Actuals	2016 Projected	2017 Executive	PCT Change 2016-2017Orig
1990 Other Employee Benefits	0.00	0.00	0.00	0.00	0.00	0.00	0.0%
Grand Total	16,267.11	17,779.62	(33,218.00)	(420.69)	17,696.00	0.00	-100.0%

Health Insurance

City of Waukesha - 2017 Annual Operating Budget

0761	Health Insurance Fund	2014 Actuals	2015 Actuals	2016 Orig Bud	2016 Actuals	2016 Projected	2017 Executive	PCT Change 2016-2017Orig
1910	Employee Health Insurance	100,153.87	(983,244.15)	(339,817.00)	(752,348.02)	(196,857.00)	(376,917.00)	10.9%
1910	47510 Health Ins-Employer Share	(8,221,071.44)	(7,791,078.39)	(7,740,254.00)	(5,124,689.28)	(7,461,009.00)	(7,519,930.00)	-2.8%
1910	47511 Health Ins-Retiree City Share	(519,257.70)	(555,667.11)	(620,000.00)	(329,886.48)	(569,245.00)	(600,564.00)	-3.1%
1910	47515 Employee Contrib/AFLAC	(907,764.25)	(1,021,217.75)	(1,035,500.00)	(621,014.43)	(950,000.00)	(950,000.00)	-8.3%
1910	48460 Insurance Premium Refunds	(495,934.92)	(310,908.56)	(325,000.00)	(167,338.19)	(325,000.00)	(325,000.00)	0.0%
1910	48490 Miscellaneous Revenues	0.00	(3,373.05)	0.00	0.00	0.00	0.00	0.0%
1910	48511 Retiree Share-Health Ins	(1,050,708.25)	(1,096,133.96)	(1,140,000.00)	(659,010.02)	(1,129,731.00)	(1,140,000.00)	0.0%
1910	49280 Transfers From Trust/Agency	(293,391.83)	(243,021.25)	(214,354.00)	(125,698.32)	(217,942.00)	(222,119.00)	3.6%
1910	49990 Appropriated Fund Balance Ap	0.00	0.00	0.00	0.00	0.00	(228,304.00)	0.0%
1910	51540 Health Insurance	7,850,530.66	7,138,323.49	7,827,291.00	4,175,603.52	7,300,000.00	7,600,000.00	-2.9%
1910	51541 Retirees/Housing Active Plan	1,682,562.89	1,106,320.19	1,140,000.00	922,681.19	1,250,000.00	1,140,000.00	0.0%
1910	51542 HRA Employee Deductible Reimb	0.00	0.00	0.00	2,070.28	2,070.00	0.00	0.0%
1910	52190 Other Professional Services	1,204,544.86	1,248,759.93	1,200,000.00	770,361.41	1,300,000.00	1,300,000.00	8.3%
1910	55240 Retiree Ins - City Admin	0.00	6,270.11	0.00	2,455.00	4,000.00	4,000.00	0.0%
1910	55241 Retirees Over 65 Plan	404,329.45	476,435.70	500,000.00	306,476.40	480,000.00	480,000.00	-4.0%
1910	55242 Retiree Sick Leave Conv >65	71,441.40	62,046.50	68,000.00	95,640.90	120,000.00	85,000.00	25.0%
1910	89240 Transfer To Capital Projects	374,873.00	0.00	0.00	0.00	0.00	0.00	0.0%

City of Waukesha - 2017 Annual Operating Budget

0761	Health Insurance Fund	2014 Actuals	2015 Actuals	2016 Orig Bud	2016 Actuals	2016 Projected	2017 Executive	PCT Change 2016-2017Orig
1911	Health Clinic	89,415.92	240,982.09	339,817.00	183,587.12	300,717.00	376,917.00	10.9%
1911	48461 Health Clinic Revenue	(278.72)	(1,675.28)	0.00	(1,851.00)	(2,000.00)	(2,000.00)	0.0%
1911	52183 Management Fees	27,042.22	58,973.88	78,700.00	42,986.08	78,700.00	78,700.00	0.0%
1911	53122 Supplies and Equipment	8,457.05	11,297.58	12,700.00	16,903.19	18,000.00	21,100.00	66.1%
1911	53123 Personal Expenses	36,311.23	133,609.78	198,500.00	104,731.64	160,000.00	222,100.00	11.9%
1911	53124 Facility Operational Expenses	2,394.43	5,989.00	8,900.00	287.64	6,000.00	8,900.00	0.0%
1911	53125 Additional Operational Expense	3,475.45	22,528.47	28,100.00	20,163.72	26,500.00	37,200.00	32.4%
1911	53126 Wellness Related Expenses	0.00	541.31	0.00	365.85	600.00	0.00	0.0%
1911	53127 Startup/ Implementation Fees	12,014.26	9,717.35	12,917.00	0.00	12,917.00	10,917.00	-15.5%
Grand Total		189,569.79	(742,262.06)	0.00	(568,760.90)	103,860.00	0.00	0.0%

Other Insurances

Property & Liability Insurance

Workers' Compensation Insurance

Safety Shoes & Glasses

Driver's Awareness

Confined Spaces

City of Waukesha - 2017 Annual Operating Budget

0770	Property & Liability Insurance	2014 Actuals	2015 Actuals	2016 Orig Bud	2016 Actuals	2016 Projected	2017 Executive	PCT Change 2016-2017Orig
1520	Property and Liability Ins	(3,953.61)	7,213.09	0.00	11,908.30	0.00	0.00	0.0%
1520	47610 Property & Liability Ins	(596,717.00)	(567,387.64)	(549,003.00)	(538,987.70)	(559,232.00)	(559,969.00)	2.0%
1520	48460 Insurance Premium Refunds	(8,358.61)	(7,504.27)	(10,000.00)	0.00	(10,000.00)	(10,000.00)	0.0%
1520	55110 Property And Boiler Insuranc	198,807.00	172,183.00	152,001.00	168,491.00	168,491.00	149,329.00	-1.8%
1520	55120 Auto And Fleet Insurance	75,752.00	74,996.00	70,632.00	64,371.00	64,371.00	84,270.00	19.3%
1520	55130 Public Officials Liability	1,013.00	1,013.00	1,013.00	1,013.00	1,013.00	1,013.00	0.0%
1520	55190 General Liability Insurance	325,550.00	326,648.00	330,357.00	312,021.00	330,357.00	330,357.00	0.0%
1520	57420 Uninsured Property Damage	0.00	7,265.00	5,000.00	5,000.00	5,000.00	5,000.00	0.0%

City of Waukesha - 2017 Annual Operating Budget

0770 Property & Liability Insurance	2014 Actuals	2015 Actuals	2016 Orig Bud	2016 Actuals	2016 Projected	2017 Executive	PCT Change 2016-2017Orig
1521 Workers Compensation	9,247.00	0.00	0.00	5,852.80	(28,396.00)	0.00	0.0%
1521 47590 Workmans Compensation	(841,903.00)	(1,053,436.00)	(1,085,101.00)	(872,973.80)	(1,085,101.00)	(1,137,059.00)	4.8%
1521 48460 Insurance Premium Refunds	(38,950.00)	(45,292.00)	(21,604.00)	0.00	(50,000.00)	(90,026.00)	316.7%
1521 55160 Workman's Comp Insurance	868,448.00	1,079,678.00	1,087,655.00	865,373.60	1,087,655.00	1,208,035.00	11.1%
1521 57440 Permanent Disability Payment	21,652.00	19,050.00	19,050.00	13,453.00	19,050.00	19,050.00	0.0%

City of Waukesha - 2017 Annual Operating Budget

0770 Property & Liability Insurance	2014 Actuals	2015 Actuals	2016 Orig Bud	2016 Actuals	2016 Projected	2017 Executive	PCT Change 2016-2017Orig
1522 Safety Shoes and Glasses	(320.00)	(694.00)	(2,120.00)	2,032.85	0.00	0.00	-100.0%
1522 47690 Other Employee Benefits	(5,196.19)	(4,749.22)	(8,120.00)	0.00	(16,500.00)	(16,500.00)	103.2%
1522 53460 Safety Shoes & Glasses	4,876.19	4,055.22	6,000.00	2,032.85	16,500.00	16,500.00	175.0%

City of Waukesha - 2017 Annual Operating Budget

0770 Property & Liability Insurance	2014 Actuals	2015 Actuals	2016 Orig Bud	2016 Actuals	2016 Projected	2017 Executive	PCT Change 2016-2017Orig
1523 Drivers Awareness	320.00	694.00	120.00	160.00	0.00	0.00	-100.0%
1523 53270 Licenses	320.00	694.00	120.00	160.00	0.00	0.00	-100.0%

City of Waukesha - 2017 Annual Operating Budget

0770	Property & Liability Insurance	2014 Actuals	2015 Actuals	2016 Orig Bud	2016 Actuals	2016 Projected	2017 Executive	PCT Change 2016-2017Orig
	1524 Confined Spaces	0.00	0.00	2,000.00	0.00	0.00	0.00	-100.0%
	1524 52110 Confined Entry Physicals	0.00	0.00	2,000.00	0.00	0.00	0.00	-100.0%
	Grand Total	5,293.39	7,213.09	0.00	19,953.95	(28,396.00)	0.00	0.0%

Trust Funds

A Trust Fund is categorized as a Fiduciary Fund, which, by definition, cannot be used to support the government's own programs, but is shown on the basic Fund Financial Statements to ensure fiscal accountability.

The City of Waukesha has the following Trust and Endowment funds:

- Emergency Medical Assistance Trust
- Federal Confiscated Property Trust
- State Confiscated Property Trust
- Sick Leave Conversion
- H.B. Mills Trust
- Cemetery Trusts
- Library Endowments



Emergency Medical Assistance Trust

City of Waukesha - 2017 Annual Operating Budget

0814	Emergency Medical Assist Fund	2014 Actuals	2015 Actuals	2016 Orig Bud	2016 Actuals	2016 Projected	2017 Executive	PCT Change 2016-2017Orig
2284	Emergency Medical Assist Trust	(800.00)	5,783.20	0.00	(2,720.25)	(2,700.00)	0.00	0.0%
2284	48410 Private Donations-Lighted Do	(800.00)	(355.00)	0.00	(3,000.00)	(3,000.00)	0.00	0.0%
2284	68190 Other Capital	0.00	6,138.20	0.00	279.75	300.00	0.00	0.0%

City of Waukesha - 2017 Annual Operating Budget

0814	Emergency Medical Assist Fund	2014 Actuals	2015 Actuals	2016 Orig Bud	2016 Actuals	2016 Projected	2017 Executive	PCT Change 2016-2017Orig
2285	Fire Donations	0.00	(38,706.89)	0.00	0.00	0.00	0.00	0.0%
	2285 48410 Private Donations-Art	0.00	(56,206.89)	0.00	0.00	0.00	0.00	0.0%
	2285 68190 Other Capital	0.00	17,500.00	0.00	0.00	0.00	0.00	0.0%
Grand Total		(800.00)	(32,923.69)	0.00	(2,720.25)	(2,700.00)	0.00	0.0%

Federal Confiscated Property Trust

City of Waukesha - 2017 Annual Operating Budget

0817	Federal Confiscated Property	2014 Actuals	2015 Actuals	2016 Orig Bud	2016 Actuals	2016 Projected	2017 Executive	PCT Change 2016-2017Orig
2148	Federal Confiscated Property	16,319.36	6,796.80	0.00	2,439.51	(407.00)	0.00	0.0%
2148	42320 Fed Grant-Law Enforcement	0.00	0.00	0.00	(9,032.46)	0.00	0.00	0.0%
2148	44190 Other Fines And Forfeitures	(4,113.17)	(3,572.56)	(20,000.00)	(3,668.23)	(20,000.00)	(20,000.00)	0.0%
2148	48110 Interest On Investments	(19.58)	(92.33)	0.00	0.00	0.00	0.00	0.0%
2148	53490 Other Operating Supplies	10,597.33	5,254.11	20,000.00	15,047.00	19,500.00	20,000.00	0.0%
2148	68110 Automotive Equipment	0.00	5,125.81	0.00	0.00	0.00	0.00	0.0%
2148	68130 Office Furniture & Equipment	1,103.46	0.00	0.00	0.00	0.00	0.00	0.0%
2148	68160 Computer Hardware & Software	8,751.32	81.77	0.00	93.20	93.00	0.00	0.0%

State Confiscated Property Trust

City of Waukesha - 2017 Annual Operating Budget

0818	State Confiscated Property	2014 Actuals	2015 Actuals	2016 Orig Bud	2016 Actuals	2016 Projected	2017 Executive	PCT Change 2016-2017Orig
2146	State Confiscated Property	42,316.92	(6,711.39)	0.00	(16,749.06)	0.00	0.00	0.0%
2146	44190 Other Fines And Forfeitures	(10,661.16)	(20,702.62)	(20,000.00)	(21,828.02)	(20,706.00)	(20,000.00)	0.0%
2146	48110 Interest On Investments	0.00	(56.35)	0.00	0.00	0.00	0.00	0.0%
2146	53940 Confiscated Vehicle Fees	52,978.08	14,047.58	20,000.00	5,078.96	20,706.00	20,000.00	0.0%
Grand Total		42,316.92	(6,711.39)	0.00	(16,749.06)	0.00	0.00	0.0%

Sick Leave Conversion

City of Waukesha - 2017 Annual Operating Budget

0819 Sick Leave Conversion	2014 Actuals	2015 Actuals	2016 Orig Bud	2016 Actuals	2016 Projected	2017 Executive	PCT Change 2016-2017Orig
1439 Sick Leave Conversion	0.00	0.00	0.00	0.00	0.00	0.00	0.0%
1439 49210 Transfers From General Fund	(239,819.78)	(200,070.04)	(189,861.00)	(103,516.99)	(181,830.00)	(195,963.00)	3.2%
1439 49260 Transfers From Enterprise Fu	(53,572.05)	(42,951.21)	(24,493.00)	(22,181.33)	(36,112.00)	(26,156.00)	6.8%
1439 89270 Transfer To Internal Service	293,391.83	243,021.25	214,354.00	125,698.32	217,942.00	222,119.00	3.6%
Grand Total	0.00	0.00	0.00	0.00	0.00	0.00	0.0%

H.B. Mills Trust

City of Waukesha - 2017 Annual Operating Budget

0844 H.B. Mills Trust	2014 Actuals	2015 Actuals	2016 Orig Bud	2016 Actuals	2016 Projected	2017 Executive	PCT Change 2016-2017Orig
5318 H.B. Mills Trust	0.00	0.00	0.00	0.00	0.00	0.00	0.0%
5318 48110 Interest On Investments	0.00	0.00	(80.00)	0.00	(40.00)	(40.00)	-50.0%
5318 89210 Transfer To General Fund	0.00	0.00	80.00	0.00	40.00	40.00	-50.0%
Grand Total	0.00	0.00	0.00	0.00	0.00	0.00	0.0%

Cemetery Trusts

City of Waukesha - 2017 Annual Operating Budget

0841 Cemetery Trust A	2014 Actuals	2015 Actuals	2016 Orig Bud	2016 Actuals	2016 Projected	2017 Executive	PCT Change 2016-2017Orig
7801 Trust Fund A	29,162.02	27,190.43	0.00	(59,896.93)	0.00	0.00	0.0%
7801 48110 Interest On Investments	(69,277.82)	(18,013.32)	(60,000.00)	(9,036.59)	(30,000.00)	(60,800.00)	1.3%
7801 48111 Unrealized Gain/(Loss) on B	0.00	59,827.45	0.00	(57,050.42)	(30,800.00)	0.00	0.0%
7801 48420 Perpetual Care Endowments	0.00	(39,794.49)	0.00	0.00	0.00	0.00	0.0%
7801 52180 Management Services	7,905.71	7,157.47	10,000.00	6,190.08	10,800.00	10,800.00	8.0%
7801 89260 Transfer To Enterprise Funds	90,534.13	18,013.32	50,000.00	0.00	50,000.00	50,000.00	0.0%
Grand Total	29,162.02	27,190.43	0.00	(59,896.93)	0.00	0.00	0.0%

City of Waukesha - 2017 Annual Operating Budget

0842 Cemetery Special Endowment B	2014 Actuals	2015 Actuals	2016 Orig Bud	2016 Actuals	2016 Projected	2017 Executive	PCT Change 2016-2017Orig
7802 Trust Fund B	(19,400.85)	62,209.55	0.00	(33,083.12)	0.00	0.00	0.0%
7802 48110 Interest On Investments	(55,727.08)	(37,266.49)	(24,000.00)	(6,300.95)	(7,800.00)	(27,800.00)	15.8%
7802 48111 Unrealized Gain/(Loss) on B	0.00	79,256.74	0.00	(31,328.66)	(20,000.00)	0.00	0.0%
7802 48420 Perpetual Care Endowments	0.00	(22,490.44)	0.00	0.00	0.00	0.00	0.0%
7802 52180 Management Services	5,928.58	5,443.25	4,000.00	4,546.49	7,800.00	7,800.00	95.0%
7802 89260 Transfer To Enterprise Funds	30,397.65	37,266.49	20,000.00	0.00	20,000.00	20,000.00	0.0%
Grand Total	(19,400.85)	62,209.55	0.00	(33,083.12)	0.00	0.00	0.0%

City of Waukesha - 2017 Annual Operating Budget

0850 Cemetery Reserve C Fund	2014 Actuals	2015 Actuals	2016 Orig Bud	2016 Actuals	2016 Projected	2017 Executive	PCT Change 2016-2017Orig
7850 Reserve C Fund P & L	(3,042.23)	18,133.71	0.00	(1,682.46)	0.00	0.00	0.0%
7850 48110 Interest On Investments	(3,672.25)	(2,176.72)	(11,000.00)	(558.06)	(9,000.00)	(10,500.00)	-4.5%
7850 48111 Unrealized Gain/(Loss) on B	0.00	4,465.54	0.00	(1,370.25)	(1,500.00)	0.00	0.0%
7850 52180 Management Services	314.25	298.17	1,000.00	245.85	500.00	500.00	-50.0%
7850 89260 Transfer To Enterprise Funds	315.77	15,546.72	10,000.00	0.00	10,000.00	10,000.00	0.0%
Grand Total	(3,042.23)	18,133.71	0.00	(1,682.46)	0.00	0.00	0.0%

City of Waukesha - 2017 Annual Operating Budget

0845 Cemetery Trust Fund K	2014 Actuals	2015 Actuals	2016 Orig Bud	2016 Actuals	2016 Projected	2017 Executive	PCT Change 2016-2017Orig
7805 Cemetery Trust K	11,000.59	7,713.67	0.00	(9,315.39)	0.00	0.00	0.0%
7805 48110 Interest On Investments	(9,518.75)	(23,444.20)	(13,500.00)	(2,786.32)	(4,000.00)	(14,000.00)	3.7%
7805 48111 Unrealized Gain/(Loss) on B	0.00	32,861.22	0.00	(9,462.60)	(10,000.00)	0.00	0.0%
7805 52180 Management Services	5,579.49	3,468.26	3,500.00	2,243.94	4,000.00	4,000.00	14.3%
7805 89260 Transfer To Enterprise Funds	14,939.85	(5,171.61)	10,000.00	689.59	10,000.00	10,000.00	0.0%
Grand Total	11,000.59	7,713.67	0.00	(9,315.39)	0.00	0.00	0.0%

Library Endowments

City of Waukesha - 2017 Annual Operating Budget

0843	Library Endowment	2014 Actuals	2015 Actuals	2016 Orig Bud	2016 Actuals	2016 Projected	2017 Executive	PCT Change 2016-2017Orig
5191	Libr Restr Funds Trust	(67.40)	(1,897.02)	0.00	2,773.00	1,533.00	0.00	0.0%
5191	48110 Interest On Investments	(93.30)	(167.24)	0.00	0.00	0.00	0.00	0.0%
5191	48410 Private Donations-Lighted Do	(2,504.00)	(4,233.78)	(2,500.00)	0.00	(1,260.00)	(2,500.00)	0.0%
5191	49220 Transfers From Special Rev F	(0.10)	0.00	0.00	0.00	0.00	0.00	0.0%
5191	53710 Library Books/Materials	2,530.00	2,504.00	2,500.00	2,773.00	2,793.00	2,500.00	0.0%

City of Waukesha - 2017 Annual Operating Budget

0843 Library Endowment	2014 Actuals	2015 Actuals	2016 Orig Bud	2016 Actuals	2016 Projected	2017 Executive	PCT Change 2016-2017Orig
5192 Libr Restricted Gifts	(431.27)	3,393.10	0.00	529.48	0.00	0.00	0.0%
5192 48410 Private Donations	(13,743.97)	(13,752.43)	(4,200.00)	(4,437.26)	(5,000.00)	(4,200.00)	0.0%
5192 48411 Public Art	0.00	(381.62)	0.00	0.00	0.00	0.00	0.0%
5192 52190 Other Professional Services	1,376.04	7,289.84	1,000.00	618.61	700.00	1,000.00	0.0%
5192 53710 Library Books/Materials	3,960.78	4,428.82	3,000.00	2,755.61	2,300.00	3,000.00	0.0%
5192 53940 Public Artwork	5,014.27	5,688.53	200.00	1,592.52	2,000.00	200.00	0.0%
5192 68130 Office Furniture & Equipment	2,961.61	119.96	0.00	0.00	0.00	0.00	0.0%

City of Waukesha - 2017 Annual Operating Budget

0843 Library Endowment	2014 Actuals	2015 Actuals	2016 Orig Bud	2016 Actuals	2016 Projected	2017 Executive	PCT Change 2016-2017Orig
5193 Libr Restricted Memorial	(125.44)	(941.73)	0.00	44.29	0.00	0.00	0.0%
5193 48410 Private Donations-Lighted Do	(3,161.50)	(4,303.95)	(500.00)	(190.71)	(250.00)	(500.00)	0.0%
5193 53710 Library Books/Materials	3,036.06	3,362.22	500.00	235.00	250.00	500.00	0.0%

City of Waukesha - 2017 Annual Operating Budget

0843 Library Endowment	2014 Actuals	2015 Actuals	2016 Orig Bud	2016 Actuals	2016 Projected	2017 Executive	PCT Change 2016-2017Orig
5197 Libr Restricted Rental	75.75	(294.73)	0.00	(188.14)	0.00	0.00	0.0%
5197 45710 Library Fees	(3,500.06)	(3,763.56)	(3,500.00)	(2,256.03)	(2,900.00)	(3,500.00)	0.0%
5197 53710 Library Books/Materials	3,575.81	3,468.83	3,500.00	2,067.89	2,900.00	3,500.00	0.0%
Grand Total	(548.36)	259.62	0.00	3,158.63	1,533.00	0.00	0.0%