

GENERAL NOTES

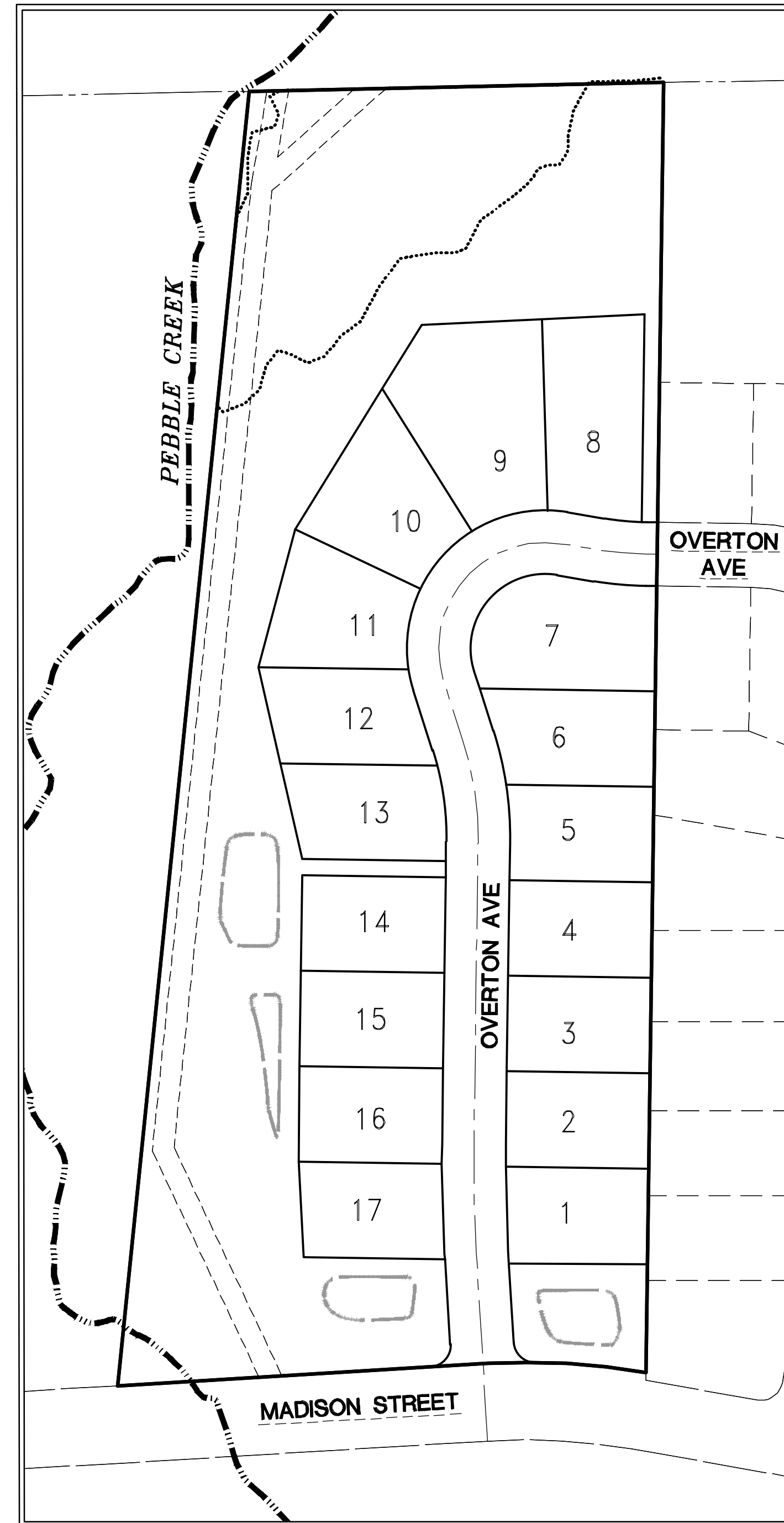
1. THE LATEST EDITIONS OF THE FOLLOWING DOCUMENTS AND ANY SUPPLEMENTS THERETO, SHALL GOVERN ALL CONSTRUCTION ITEMS ON THIS PLAN UNLESS OTHERWISE NOTED.
 -STANDARD SPECIFICATIONS FOR SEWER AND WATER CONSTRUCTION IN WISCONSIN, 6TH EDITION (SSSWCW)
 -THE WISCONSIN D.O.T. STANDARD SPECIFICATIONS FOR HIGHWAY AND STRUCTURE CONSTRUCTION, LATEST EDITION
 -WDNR STORMWATER RUNOFF TECHNICAL STANDARDS.
 -WISDOT PAL APPROVED EROSION CONTROL MEASURES LIST, LATEST EDITION.
 -CITY OF WAUKESHA'S DEPARTMENT OF PUBLIC WORKS STANDARD CONSTRUCTION SPECIFICATIONS, 2020 EDITION.
2. THE CONTRACTOR SHALL TAKE ALL MEASURES NECESSARY TO MINIMIZE EROSION, WATER POLLUTION AND SILTATION CAUSED BY CONSTRUCTION OF THIS PROJECT. EROSION CONTROL MEASURES SHALL BE IN ACCORDANCE WITH WISCONSIN DEPARTMENT OF NATURAL RESOURCES TECHNICAL STANDARDS.
3. EROSION CONTROL PLAN: PRIOR TO BEGINNING WORK, AN APPROVED EROSION CONTROL PLAN WILL BE PROVIDED BY THE ENGINEER. THE CONTRACTOR IS RESPONSIBLE FOR PROPERLY IMPLEMENTING THE APPROVED PLAN.
4. THE CONTRACTOR SHALL FIELD VERIFY THE ELEVATIONS OF THE BENCHMARKS PRIOR TO COMMENCING WORK. THE CONTRACTOR SHALL ALSO FIELD VERIFY LOCATION, ELEVATION AND SIZE OF EXISTING UTILITIES, AND VERIFY FLOOR, CURB OR PAVEMENT ELEVATIONS WHERE MATCHING INTO EXISTING WORK. THE CONTRACTOR SHALL FIELD VERIFY HORIZONTAL CONTROL BY REFERENCING SHOWN COORDINATES TO KNOWN PROPERTY LINES. NOTIFY ENGINEER OF DISCREPANCIES IN EITHER VERTICAL OR HORIZONTAL CONTROL PRIOR TO PROCEEDING WITH WORK.
5. THE CONTRACTOR SHALL VERIFY THE EXACT LOCATION OF ALL UNDERGROUND UTILITIES PRIOR TO BEGINNING CONSTRUCTION (CALL DIGGERS HOTLINE AT 800-242-8511). COST OF REPLACEMENT OR REPAIR OF EXISTING UTILITIES DAMAGED AS A RESULT OF THE CONTRACTOR'S OPERATION SHALL BE THE CONTRACTOR'S RESPONSIBILITY
6. EXISTING UTILITY INFORMATION IS SHOWN FROM SURVEY WORK, FIELD OBSERVATIONS, AVAILABLE PUBLIC RECORDS, AND AS-BUILT DRAWINGS. EXACT LOCATIONS AND ELEVATIONS OF UTILITIES SHALL BE DETERMINED PRIOR TO INSTALLING NEW WORK. EXCAVATE TEST PITS AS REQUIRED.
7. PROPERTY CORNERS SHALL BE CAREFULLY PROTECTED UNTIL THEY HAVE BEEN REFERENCED BY A PROFESSIONAL LAND SURVEYOR. PROPERTY MONUMENTS DISTURBED BY THE CONTRACTOR'S OPERATIONS SHALL BE REPLACED AT THE CONTRACTOR'S EXPENSE.
8. ENGINEER SHALL BE NOTIFIED 48 HOURS IN ADVANCE OF PERFORMING ANY CONSTRUCTION.
9. ALL TRENCHING SHALL BE PERFORMED ACCORDING TO OSHA STANDARDS.
10. ALL ITEMS SHALL INCLUDE ALL THE NECESSARY MATERIALS AND LABOR TO COMPLETE THE ITEM IN PLACE.
11. THE CONTRACTOR SHALL CLEAN ALL ADJACENT STREETS OF ANY SEDIMENT OR DEBRIS BY SWEEPING BEFORE THE END OF EACH WORKING DAY.

OLDE FARM

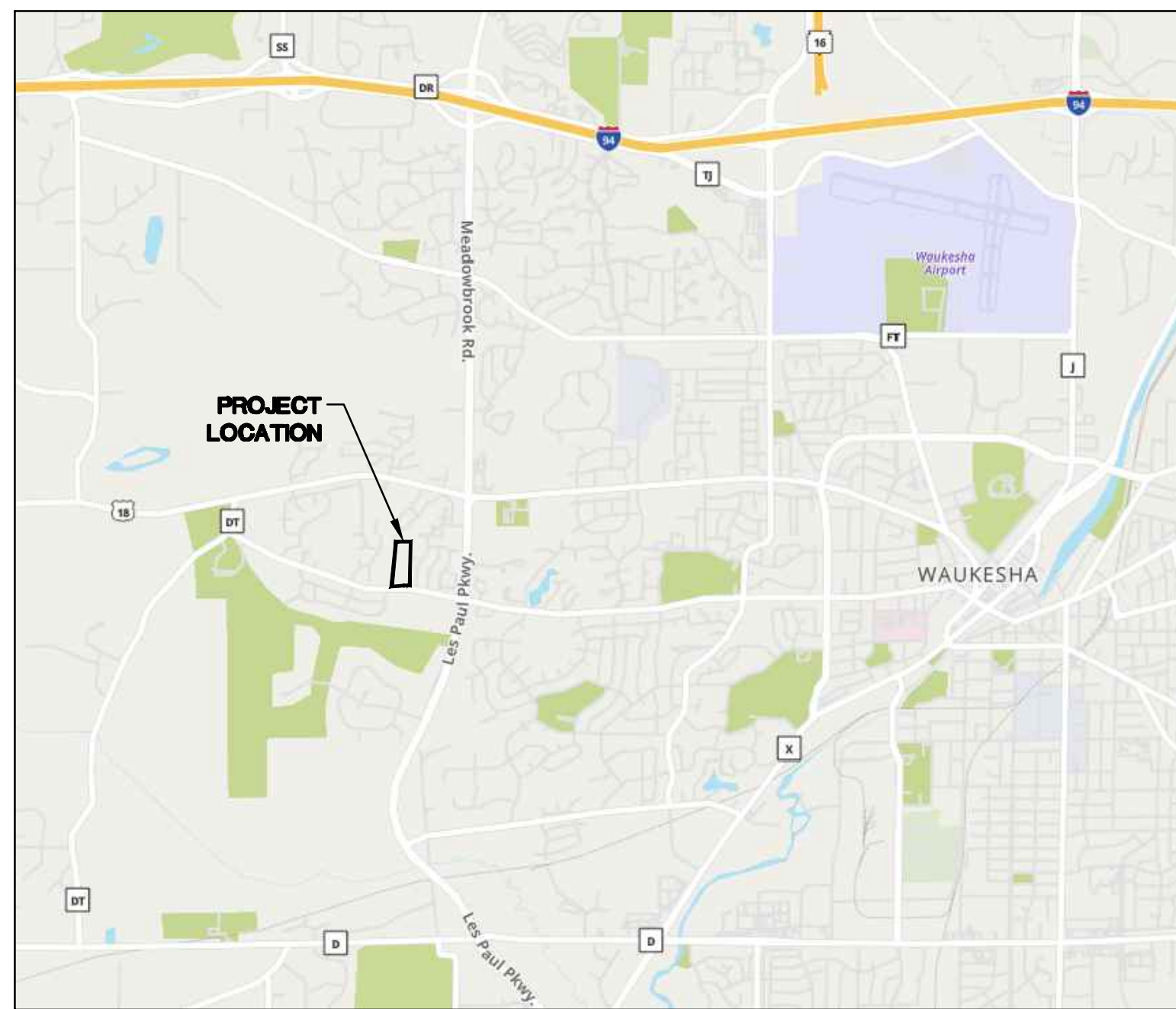
SINGLE FAMILY RESIDENTIAL SUBDIVISION

PRELIMINARY SITE DEVELOPMENT PLANS

CITY OF WAUKESHA, WISCONSIN



SITE PLAN
SCALE: 1" = 100'



LOCATION MAP
NOT TO SCALE

BIELINSKI™
— HOMES —

BIELINSKI HOMES, INC.
1830 MEADOW LN. SUITE A
PEWAUKEE, WISCONSIN 53072
PHONE: (262) 548-5570



4100 N. CALHOUN ROAD, SUITE 300
BROOKFIELD, WI 53005
PHONE: (262) 790-1480
FAX: (262) 790-1481
EMAIL: info@trioeng.com

PROJECT:
OLDE FARM
SINGLE FAMILY RESIDENTIAL SUBDIVISION
CITY OF WAUKESHA, WISCONSIN
BY: BIELINSKI HOMES
1830 MEADOW LN, SUITE A
PEWAUKEE, WI 53072

REVISION HISTORY

DATE	DESCRIPTION
12/13/2023	PRELIM. CIVIL SUBMITTAL

DATE:
DECEMBER 13, 2023

JOB NUMBER:
23047

DESCRIPTION:

COVER SHEET

SHEET

T1

SHEET INDEX

CIVIL	
T1	- COVER SHEET
C0.01	- EXISTING SITE AND DEMOLITION PLAN
C0.02	- PROPOSED SITE PLAN
C1.00	- OVERALL MASTER GRADING PLAN
C1.01-C1.02	- MASTER GRADING & DRAINAGE PLANS
C2.00	- OVERALL UTILITY PLAN
C2.01-C2.03	- ROADWAY & SANITARY SEWER PLAN & PROFILES
C3.00-C3.01	- CONSTRUCTION NOTES & DETAILS
C3.02	- PROJECT SPECIFICATIONS

X:\2023\23-047-966 OLDE FARM (HOWELL) - WAUKESHA\DRAWINGS\CONSTRUCTION PLANS\OLDE FARM_COVER & DETAILS-22X34.DWG




CONTRACTOR IS REQUIRED TO CONTACT DIGGERS HOTLINE TOLL FREE TO OBTAIN LOCATION OF UNDERGROUND UTILITIES PRIOR TO COMMENCING THE WORK. WISCONSIN STATUTE 182.0715 REQUIRES MIN. OF 3 WORK DAYS NOTICE BEFORE YOU EXCAVATE.
CALL DIGGERS HOTLINE 1-800-242-8511

NOTE: EXISTING UNDERGROUND UTILITY INFORMATION WAS OBTAINED FROM AVAILABLE RECORDS. THE ENGINEER MAKES NO GUARANTEE AS TO THE ACCURACY OF THIS INFORMATION. VERIFICATION TO THE SATISFACTION OF THE CONTRACTOR OF ALL UNDERGROUND UTILITIES, WHETHER OR NOT SHOWN ON THE PLANS, SHALL BE ASSUMED AS A CONDITION OF THE CONTRACT. THE CONTRACTOR SHALL NOTIFY THE ENGINEER OF ANY DISCREPANCIES BETWEEN LOCATION OF UTILITIES IN THE FIELD AND LOCATIONS SHOWN ON THE PLANS.

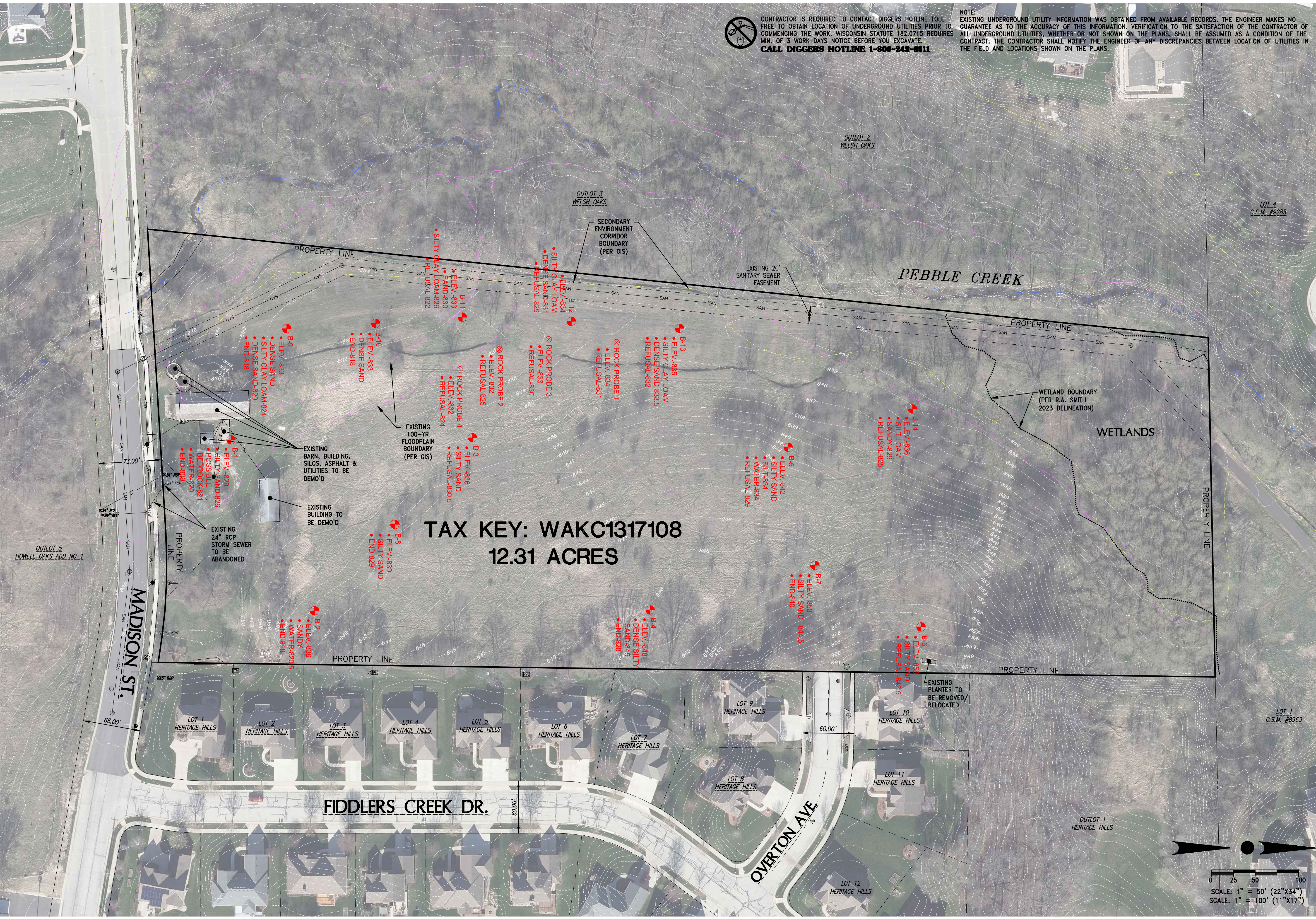


CONTRACTOR IS REQUIRED TO CONTACT DIGGERS HOTLINE TOLL FREE TO OBTAIN LOCATION OF UNDERGROUND UTILITIES PRIOR TO COMMENCING THE WORK. WISCONSIN STATUTE 182.0715 REQUIRES MIN. OF 3 WORK DAYS NOTICE BEFORE YOU EXCAVATE.
CALL DIGGERS HOTLINE 1-800-242-6511

NOTE: EXISTING UNDERGROUND UTILITY INFORMATION WAS OBTAINED FROM AVAILABLE RECORDS. THE ENGINEER MAKES NO GUARANTEE AS TO THE ACCURACY OF THIS INFORMATION. VERIFICATION TO THE SATISFACTION OF THE CONTRACTOR OF ALL UNDERGROUND UTILITIES, WHETHER OR NOT SHOWN ON THE PLANS, SHALL BE ASSUMED AS A CONDITION OF THE CONTRACT. THE CONTRACTOR SHALL NOTIFY THE ENGINEER OF ANY DISCREPANCIES BETWEEN LOCATION OF UTILITIES IN THE FIELD AND LOCATIONS SHOWN ON THE PLANS.



4100 N. CALHOUN ROAD, SUITE 300
BROOKFIELD, WI 53005
PHONE: (262) 790-1480
FAX: (262) 790-1481
EMAIL: info@trioeng.com



TAX KEY: WAKC1317108
12.31 ACRES

PROJECT: OLDE FARM
SINGLE FAMILY RESIDENTIAL SUBDIVISION
CITY OF WAUKESHA, WISCONSIN
BY: BIELINSKI HOMES
1830 MEADOW LN, SUITE A
PEWAUKEE, WI 53072

REVISION HISTORY

DATE	DESCRIPTION
12/13/2023	PRELIM. CIVL SUBMITTAL

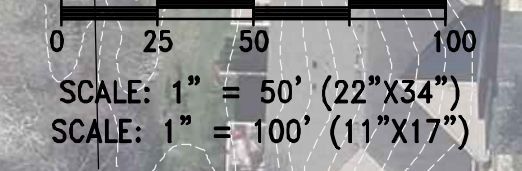
DATE: DECEMBER 13, 2023

JOB NUMBER: 23047

DESCRIPTION: EXISTING SITE & DEMO PLAN

SHEET

C0.01



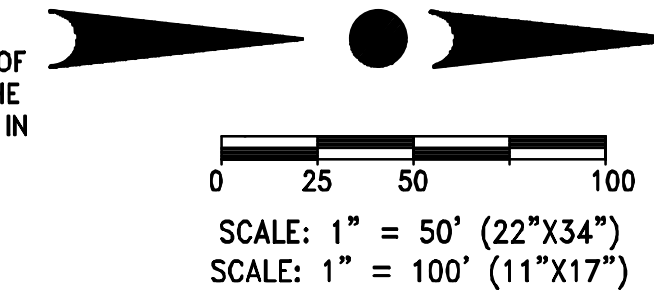
SITE DATA TABLE

- Total Area	12.313 ac (1.4 lots/ac)	Proposed Zoning: RS-3 SINGLE FAMILY	- Lot Area = 8,000 sf min.
- Proposed Subdivision	17 lots	-Set backs:	Street = 25'
- Average Lot Size =	13,809 s.f.		Side = 10'
- Public Street Length =	943' (55.5 lf/lot)		Rear = 40'



CONTRACTOR IS REQUIRED TO CONTACT DIGGERS HOTLINE TOLL FREE TO OBTAIN LOCATION OF UNDERGROUND UTILITIES PRIOR TO COMMENCING THE WORK. WISCONSIN STATUTE 182.0715 REQUIRES MIN. OF 3 WORK DAYS NOTICE BEFORE YOU EXCAVATE.
CALL DIGGERS HOTLINE 1-800-242-8511

NOTE: EXISTING UNDERGROUND UTILITY INFORMATION WAS OBTAINED FROM AVAILABLE RECORDS. THE ENGINEER MAKES NO GUARANTEE AS TO THE ACCURACY OF THIS INFORMATION. VERIFICATION TO THE SATISFACTION OF THE CONTRACTOR OF ALL UNDERGROUND UTILITIES, WHETHER OR NOT SHOWN ON THE PLANS, SHALL BE ASSUMED AS A CONDITION OF THE CONTRACT. THE CONTRACTOR SHALL NOTIFY THE ENGINEER OF ANY DISCREPANCIES BETWEEN LOCATION OF UTILITIES IN THE FIELD AND LOCATIONS SHOWN ON THE PLANS.



4100 N. CALHOUN ROAD, SUITE 300
BROOKFIELD, WI 53005
PHONE: (262) 790-1480
FAX: (262) 790-1481
EMAIL: info@trioeng.com



PROJECT: OLDE FARM
SINGLE FAMILY RESIDENTIAL SUBDIVISION
CITY OF WAUKESHA, WISCONSIN
BY: BIELINSKI HOMES
1830 MEADOW LN, SUITE A
PEWAUKEE, WI 53072

REVISION HISTORY

DATE	DESCRIPTION
12/13/2023	PRELIM. CIVIL SUBMITTAL

DATE: DECEMBER 13, 2023

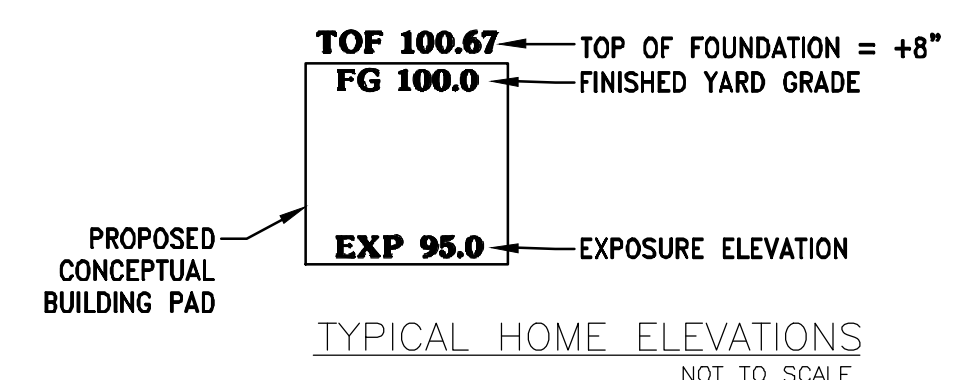
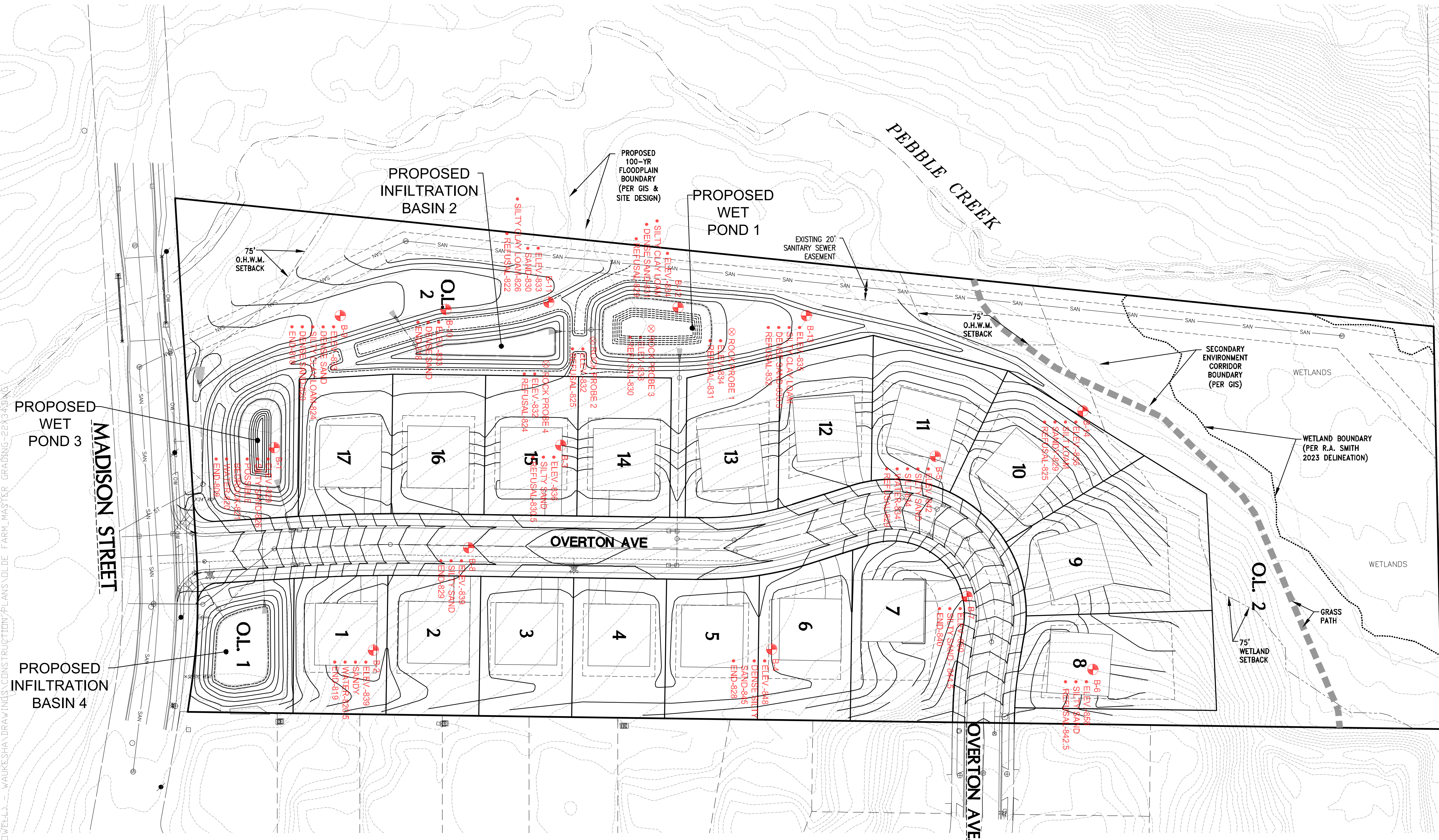
JOB NUMBER: 23047

DESCRIPTION: PROPOSED SITE PLAN

SHEET

C0.02

X:\2023\23-047-966 OLDE FARM (HOWELL) - WAUKESHA DRAWINGS\CONSTRUCTION\PLANS\OLDE FARM MASTER GRADING-22X34.DWG



CONTRACTOR IS REQUIRED TO CONTACT DIGGERS HOTLINE TOLL FREE TO OBTAIN LOCATION OF UNDERGROUND UTILITIES PRIOR TO COMMENCING THE WORK. WISCONSIN STATUTE 182.0715 REQUIRES MIN. OF 3 WORK DAYS NOTICE BEFORE YOU EXCAVATE.
CALL DIGGERS HOTLINE 1-800-242-8511

NOTE: EXISTING UNDERGROUND UTILITY INFORMATION WAS OBTAINED FROM AVAILABLE RECORDS. THE ENGINEER MAKES NO GUARANTEE AS TO THE ACCURACY OF THIS INFORMATION. VERIFICATION TO THE SATISFACTION OF THE CONTRACTOR OF ALL UNDERGROUND UTILITIES, WHETHER OR NOT SHOWN ON THE PLANS, SHALL BE ASSUMED AS A CONDITION OF THE CONTRACT. THE CONTRACTOR SHALL NOTIFY THE ENGINEER OF ANY DISCREPANCIES BETWEEN LOCATION OF UTILITIES IN THE FIELD AND LOCATIONS SHOWN ON THE PLANS.



0 25 50 100
 SCALE: 1" = 50' (22"X34")
 SCALE: 1" = 100' (11"X17")



4100 N. CALHOUN ROAD, SUITE 900
 BROOKFIELD, WI 53005
 PHONE: (262) 790-1480
 FAX: (262) 790-1481
 EMAIL: info@trioeng.com

PROJECT:
OLDE FARM
 SINGLE FAMILY RESIDENTIAL SUBDIVISION
 CITY OF WAUKESHA, WISCONSIN
 BY: BIELINSKI HOMES
 1830 MEADOW LN, SUITE A
 PEWAUKEE, WI 59072

REVISION HISTORY

DATE	DESCRIPTION
12/13/2023	PRELIM. CIVL. SUBMITTAL


DATE:
 DECEMBER 13, 2023

JOB NUMBER:
 23047

DESCRIPTION:
 OVERALL MASTER GRADING PLAN

SHEET

C1.00



4100 N. CALHOUN ROAD, SUITE 300
BROOKFIELD, WI 53005
PHONE: (262) 790-1480
FAX: (262) 790-1481
EMAIL: info@trioeng.com

PROJECT:
OLDE FARM
SINGLE FAMILY RESIDENTIAL SUBDIVISION
CITY OF WAUKESHA, WISCONSIN
BY: BIELINSKI HOMES
1830 MEADOW LN, SUITE A
PEWAUKEE, WI 53072

REVISION HISTORY

DATE	DESCRIPTION
12/13/2023	PRELIM. CIVIL SUBMITTAL

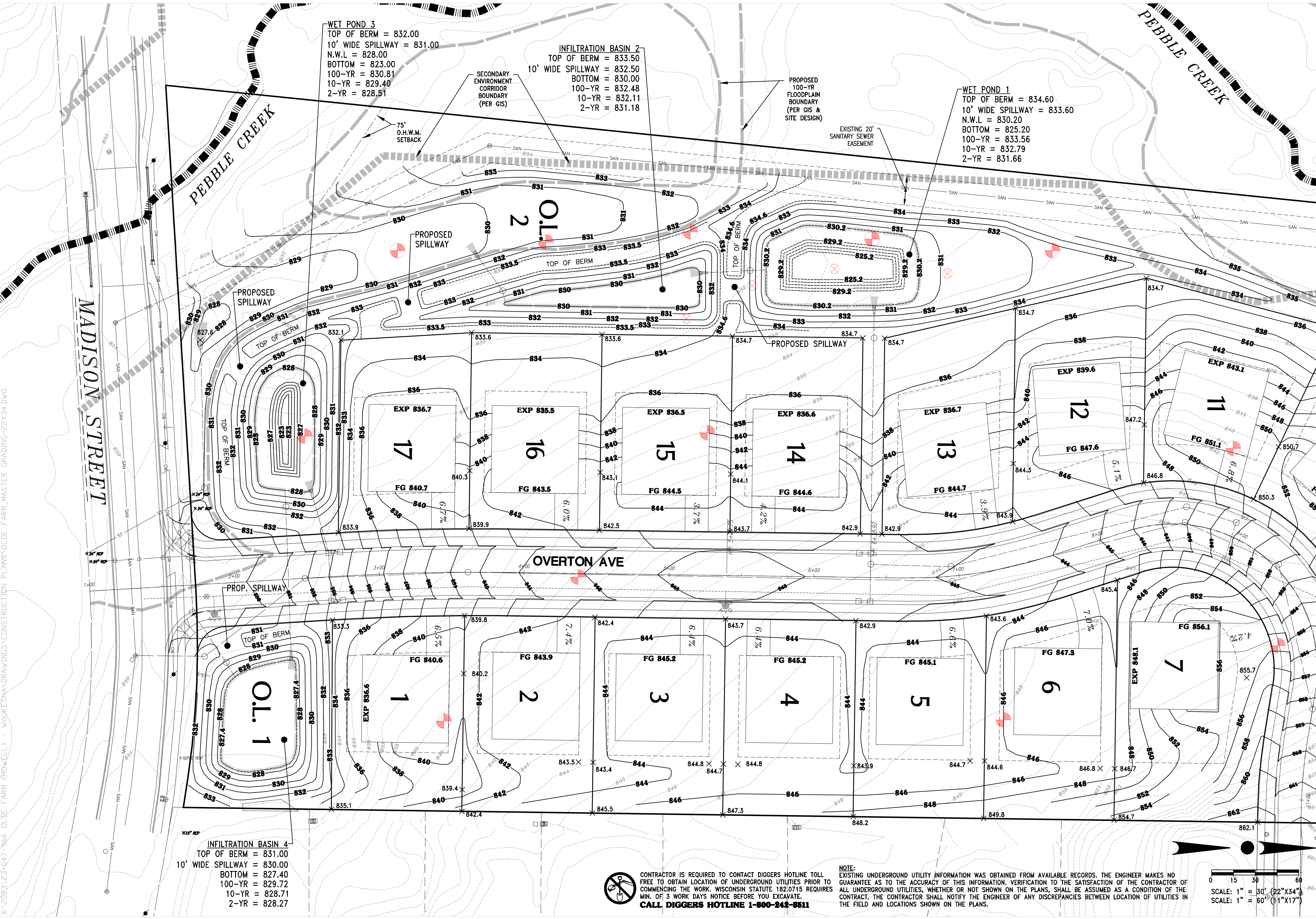
DATE:
DECEMBER 13, 2023

JOB NUMBER:
23047

DESCRIPTION:
MASTER GRADING
& DRAINAGE PLAN

SHEET

C1.01

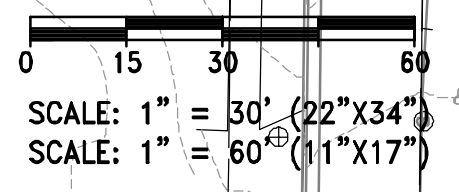


X:\2023\23-147-966 OLDE FARM (BIBWELL) - WAUKESHA\DRAWINGS\CONSTRUCTION PLANS\OLDE FARM_MASTER GRADING-22X34.DWG



CONTRACTOR IS REQUIRED TO CONTACT DIGGERS HOTLINE TOLL FREE TO OBTAIN LOCATION OF UNDERGROUND UTILITIES PRIOR TO COMMENCING THE WORK. WISCONSIN STATUTE 182.0715 REQUIRES MIN. OF 3 WORK DAYS NOTICE BEFORE YOU EXCAVATE.
CALL DIGGERS HOTLINE 1-800-242-8511

NOTE: EXISTING UNDERGROUND UTILITY INFORMATION WAS OBTAINED FROM AVAILABLE RECORDS. THE ENGINEER MAKES NO GUARANTEE AS TO THE ACCURACY OF THIS INFORMATION. VERIFICATION TO THE SATISFACTION OF THE CONTRACTOR OF ALL UNDERGROUND UTILITIES, WHETHER OR NOT SHOWN ON THE PLANS, SHALL BE ASSUMED AS A CONDITION OF THE CONTRACT. THE CONTRACTOR SHALL NOTIFY THE ENGINEER OF ANY DISCREPANCIES BETWEEN LOCATION OF UTILITIES IN THE FIELD AND LOCATIONS SHOWN ON THE PLANS.





4100 N. CALHOUN ROAD, SUITE 900
 BROOKFIELD, WI 53005
 PHONE: (262) 790-1480
 FAX: (262) 790-1481
 EMAIL: info@trioeng.com

PROJECT:
OLDE FARM
 SINGLE FAMILY RESIDENTIAL SUBDIVISION
 CITY OF WAUKESHA, WISCONSIN
 BY: BIELINSKI HOMES
 1830 MEADOW LN, SUITE A
 PEWAUKEE, WI 53072

REVISION HISTORY

DATE	DESCRIPTION
12/13/2023	PRELIM. CIVIL SUBMITTAL

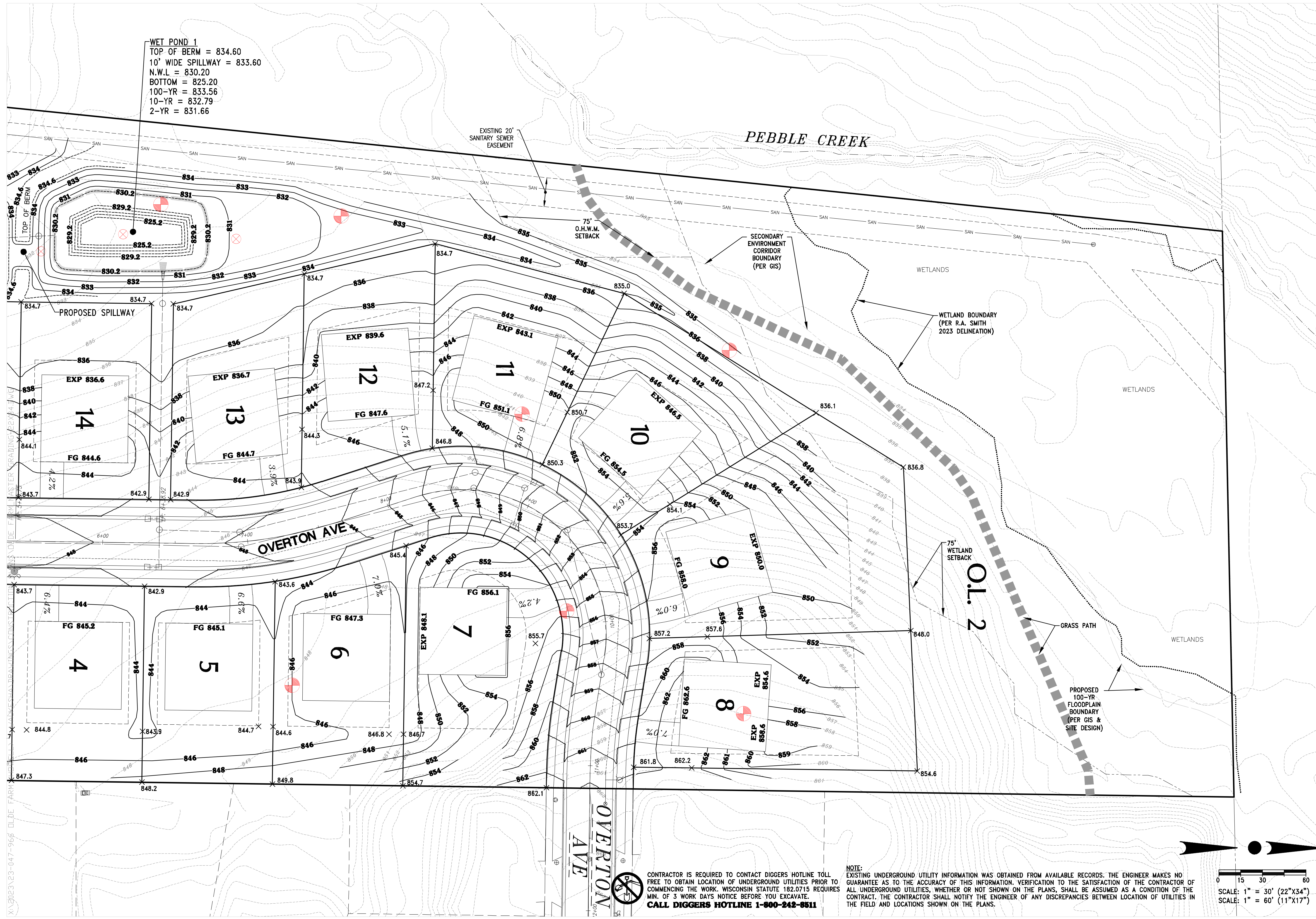
DATE:
 DECEMBER 13, 2023

JOB NUMBER:
 23047

DESCRIPTION:
 MASTER GRADING
 & DRAINAGE PLAN

SHEET

C1.02

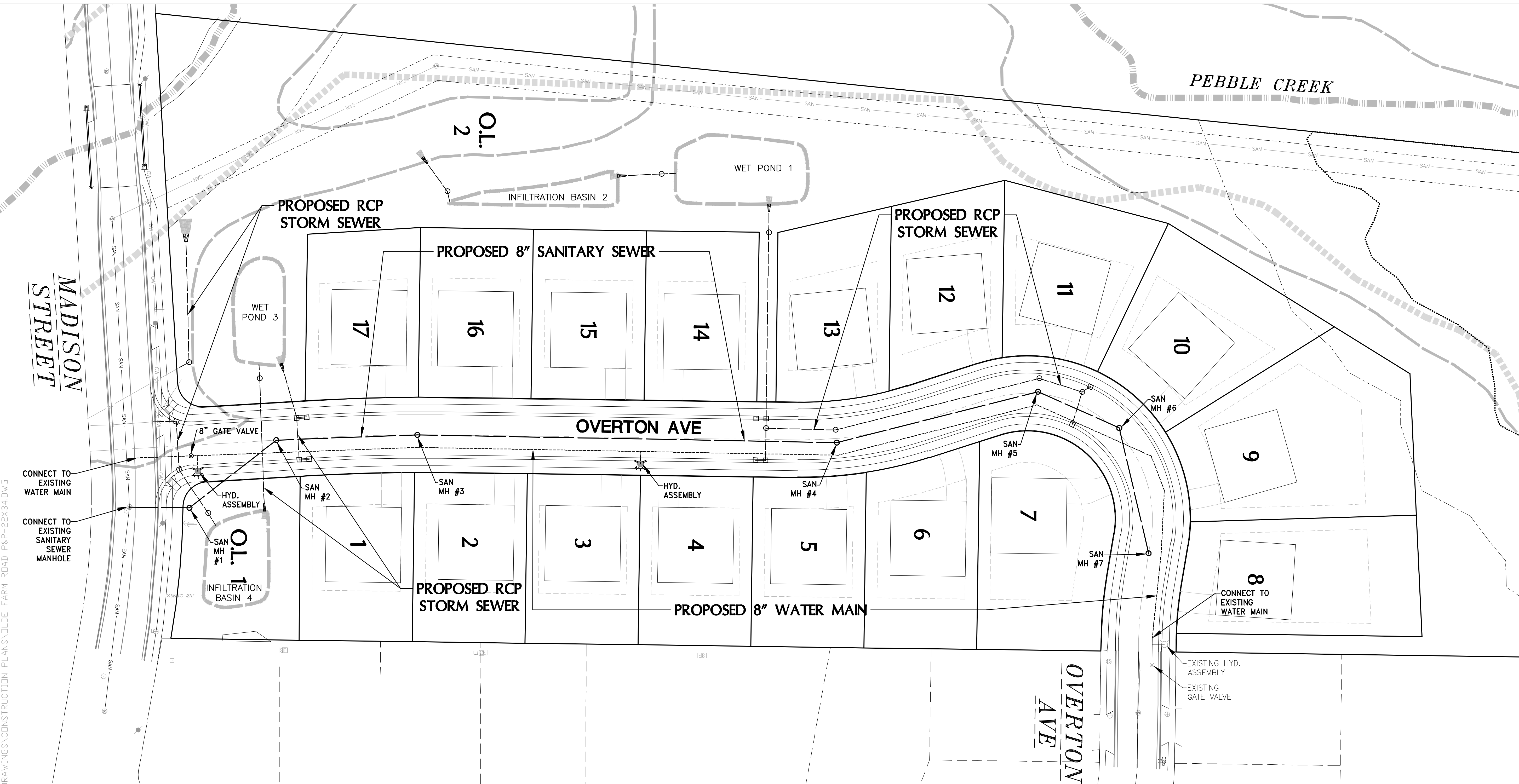


WET POND 1
 TOP OF BERM = 834.60
 10' WIDE SPILLWAY = 833.60
 N.W.L = 830.20
 BOTTOM = 825.20
 100-YR = 833.56
 10-YR = 832.79
 2-YR = 831.66


CONTRACTOR IS REQUIRED TO CONTACT DIGGERS HOTLINE TOLL FREE TO OBTAIN LOCATION OF UNDERGROUND UTILITIES PRIOR TO COMMENCING THE WORK. WISCONSIN STATUTE 182.0715 REQUIRES MIN. OF 3 WORK DAYS NOTICE BEFORE YOU EXCAVATE.
CALL DIGGERS HOTLINE 1-800-242-8511

NOTE:
 EXISTING UNDERGROUND UTILITY INFORMATION WAS OBTAINED FROM AVAILABLE RECORDS. THE ENGINEER MAKES NO GUARANTEE AS TO THE ACCURACY OF THIS INFORMATION. VERIFICATION TO THE SATISFACTION OF THE CONTRACTOR OF ALL UNDERGROUND UTILITIES, WHETHER OR NOT SHOWN ON THE PLANS, SHALL BE ASSUMED AS A CONDITION OF THE CONTRACT. THE CONTRACTOR SHALL NOTIFY THE ENGINEER OF ANY DISCREPANCIES BETWEEN LOCATION OF UTILITIES IN THE FIELD AND LOCATIONS SHOWN ON THE PLANS.

0 15 30 60
 SCALE: 1" = 30' (22"X34")
 SCALE: 1" = 60' (11"X17")



X:\2023\23-047-966 OLDE FARM (KH)WELLD - WAUKESHA\DRAWINGS\CONSTRUCTION PLANS\OLDE FARM\ROAD P&P-22X34.DWG



4100 N. CALHOUN ROAD, SUITE 300
 BROOKFIELD, WI 53005
 PHONE: (262) 790-1480
 FAX: (262) 790-1481
 EMAIL: info@trioeng.com

PROJECT:
OLDE FARM
 SINGLE FAMILY RESIDENTIAL SUBDIVISION
 CITY OF WAUKESHA, WISCONSIN
BY: BIELINSKI HOMES
 1830 MEADOW LN, SUITE A
 PEWAUKEE, WI 53072

REVISION HISTORY	
DATE	DESCRIPTION
12/13/2023	PRELIM. CIVIL SUBMITTAL

DATE:
 DECEMBER 13, 2023

JOB NUMBER:
 23047

DESCRIPTION:
 OVERALL
 UTILITY
 PLAN

SHEET

C2.00

STORM SEWER NOTES

- ALL PUBLIC STORM SEWER SHALL BE RCP (REINFORCED CONCRETE PIPE) WITH GASKETED JOINTS.
- STORM SEWER SHALL BE R.C.P. MEETING SECTION 8.6.0 (SSWCW) AND BE RUBBER GASKETED MEETING THE REQUIREMENTS SET FORTH IN WSWs CHAPTER 6.6.0.
- PIPE CLASSES:
 - 12" DIA. RCP STORM SEWER SHALL BE CL-V
 - 15" DIA. RCP STORM SEWER SHALL BE CL-IV
 - 18" & ABOVE DIA. RCP STORM SEWER SHALL BE CL-III
- STORM MANHOLES SHALL BE 48" DIAMETER PRECAST CONCRETE FOR STORM MAINS OF 24" DIAMETER OR SMALLER WITH NEEHAH R-1661 FRAMES & 1660-5261 LIDS LABELED "CITY OF WAUKESHA D.P.W. STORM SEWER".
- STORM MANHOLES IN EASEMENTS SHALL USE NEEHAH R-1661 FRAMES WITH TYPE D GRATES.
- CATCH BASINS SHALL HAVE 24" SUMPS AND SHALL CONFORM TO FILE NO. 26 OF THE STANDARD SPECIFICATIONS WITH A NEEHAH R-3290 COMBINATION INLET, GRATE, CURB BOX WITH 2" CURB RADIUS WITH THE "DUMP NO WASTE DRAINS TO FRESH WATER LOON AND FISH" LOGO CAST INTO THE CURB BOX. USE A STANDARD TYPE C GRATE.
- FIELD INLETS USE A NEEHAH R-2560-E TYPE BEEHIVE CASTING.
- TELETYPE ALL STORM SEWER MAINS PER CITY STANDARDS WHICH INCLUDES THE USE OF PIPETECH SOFTWARE.

TRACER WIRE NOTE

- CONTRACTOR SHALL INSTALL PLASTIC COATED TRACER WIRE (10 TO 14 GAUGE SOLID COPPER, OR COPPER COATED STEEL WIRE) PER COMM 82.30(1)(H). PLASTIC WIRE MAY BE TAPED TO PLASTIC PIPE. IF ATTACHED, THE TRACER SHALL BE SECURED EVERY 6 TO 20 FEET AND AT ALL BENDS. TRACER WIRE SHALL HAVE ACCESS POINTS AT LEAST EVERY 300 FEET.

NOTE:
 ALL MATERIALS SHALL BE APPROVED BY THE CITY OF WAUKESHA PUBLIC WORKS DEPARTMENT PRIOR TO INSTALLATION.

WATER MAIN NOTES

WATER MAIN CONSTRUCTION MUST COMPLY WITH THE "SPECIFICATIONS FOR WATER MAINS & SERVICE LATERAL MATERIAL AND THE INSTALLATION OF WATER MAIN & APPURTENANCES FOR WAUKESHA WATER UTILITY OF THE CITY OF WAUKESHA" DATED NOVEMBER 21, 2019.

- ALL 8" WATERMAIN CONSTRUCTED AS PART OF THIS PLAN SHALL BE PVC, C-900, CLASS 150 (DR-18).
- ALL 6" HYDRANT LEADS SHALL BE DUCTILE IRON PIPE CONFORMING TO ANS/AWWA C151/A21.51, CLASS 52 WITH CEMENT MORTAR-LINED, PUSH-ON JOINTS.
- PVC PIPE SHALL HAVE PUSH-ON JOINTS WITH RUBBER GASKET.
- WATER MAIN SERVICES FOR SINGLE FAMILY LOTS SHALL BE 1 1/4" PE TUBING.
- HYDRANTS SHALL BE SET AT 2.5 FEET BEHIND BACK OF CURB, WITH THE NOZZLE 20 INCHES ABOVE TOP OF CURB.
- ANCHOR TEES SHALL BE USED FOR EACH HYDRANT BRANCH.
- ALL WATERMANS (AND SERVICES) CALLED FOR ON THESE PLANS ARE TO BE INSTALLED WITH CLASS "B" BEDDING AS SPECIFIED IN CH. 4.3.0, LAYING OF WATERMAIN, AND FILE NO. 36, PART IX (SSWCW).

TRACER WIRE NOTE

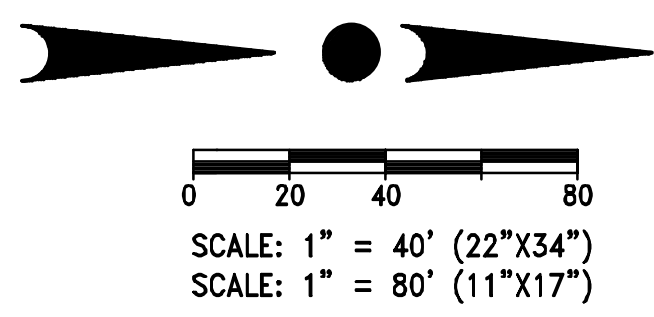
- CONTRACTOR SHALL INSTALL 30 MIL THICKNESS HDPE COATED TRACER WIRE (12 GAUGE SOLID COPPER, OR COPPER COATED STEEL WIRE) PER COMM 82.30(1)(H). TRACER WIRE SHALL BE TAPED TO PIPE EVERY 6 TO 10 FEET AND AT ALL BENDS. TRACER WIRE SHALL HAVE ACCESS POINTS AT ALL HYDRANTS.

COMPACTION NOTE

- THE DEVELOPER SHALL CONTRACT WITH A SOIL TESTING FIRM TO PERFORM COMPACTION TESTING ON TRENCHES FOR ALL PROJECTS. THE DEVELOPER WILL BE REQUIRED TO MEET A MINIMUM COMPACTION OF 90% STANDARD PROCTOR DENSITY IN THE BOTTOM 3 FEET AND A MINIMUM COMPACTION OF 95% STANDARD PROCTOR DENSITY IN THE TOP 3 FEET OF THE EXCAVATED MATERIAL ON GRANULAR BACKFILL.

SANITARY SEWER NOTES

- ALL 8" PVC SEWER PIPE SHALL MEET THE REQUIREMENTS SET FORTH IN SECTION 8.10.0 (SSWCW).
- ALL SANITARY MANHOLES SHALL BE 48" DIA. WITH A NEEHAH R-1661 FRAME WITH THE R-1660-5262 LID THAT SAYS "SANITARY SEWER", "CITY OF WAUKESHA", "D.P.W.". FRAME AND LID SHALL MEET THE REQUIREMENTS SET FORTH IN SSSWCW.
- SDR-35 PVC PIPE SHALL BE USED FOR SANITARY SEWERS LESS THAN 16 FEET DEEP.
- SDR-26 OR C-900 PVC PRESSURE PIPE SHALL BE USED FOR SANITARY SEWERS DEEPER THAN 16 FEET, AS INDICATED ON THE PLANS.
- PLUG SHALL BE INSTALLED AND SECURED IN NEW SEWER AT EXISTING MANHOLE AND REMAIN IN PLACE UNTIL SITE IS STABLE & REMOVAL IS APPROVED BY THE CITY.
- ALL SANITARY SEWER LATERALS SHALL BE 6" DIA. SDR-35 PVC & MADE OF GASKETED PVC FITTINGS MEETING ASTM D-3034.
- ALL FITTINGS SHALL BE PVC MATCHING THE TYPE AND CLASS OF THE MAIN.
- SANITARY LATERAL CONNECTIONS TO THE MAIN SHALL BE CONSTRUCTED USING A FACTORY "WYE" CONNECTION.
- MAPLE HEART BOARDS SHALL BE PROVIDED AT ALL SANITARY SEWER LATERAL END CONNECTIONS.
- PERFORM SEWER PRESSURE TEST FOR CITY APPROVAL.
- TELETYPE SANITARY MAINS AND LATERALS PER CITY STANDARDS WHICH INCLUDES THE USE OF PIPETECH SOFTWARE.



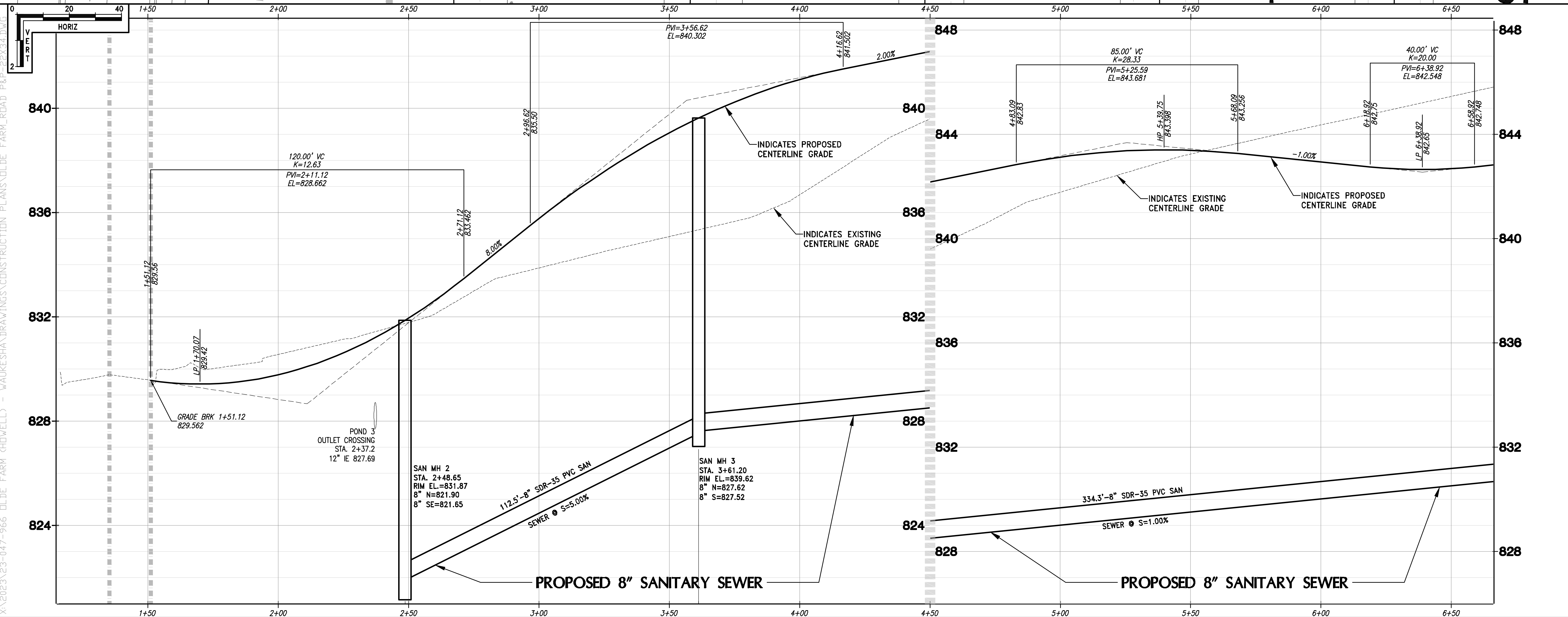
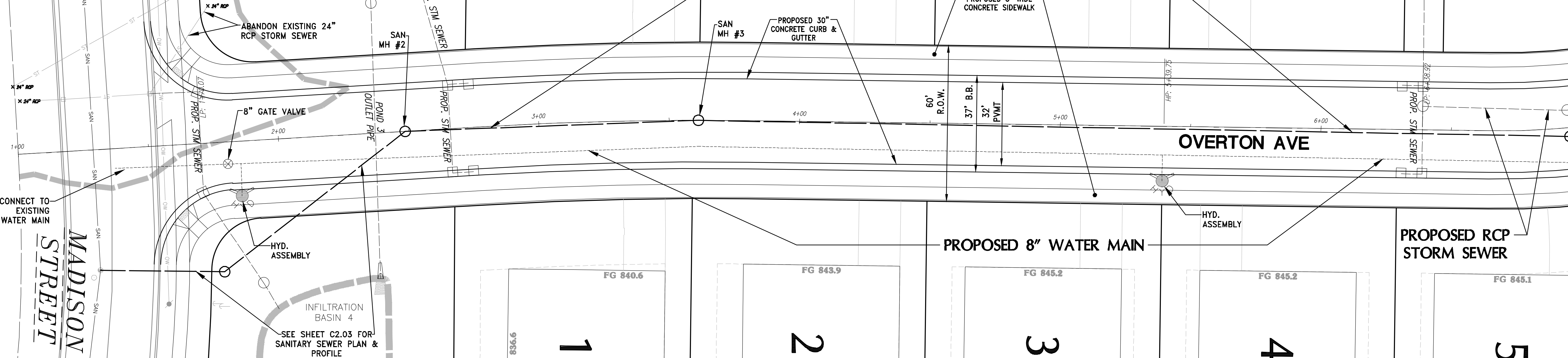
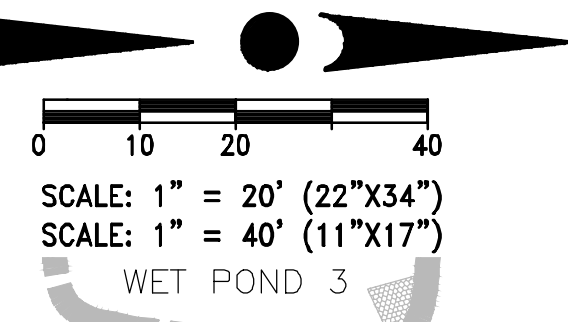
CONTRACTOR IS REQUIRED TO CONTACT DIGGERS HOTLINE TOLL FREE TO OBTAIN LOCATION OF UNDERGROUND UTILITIES PRIOR TO COMMENCING THE WORK. WISCONSIN STATUTE 182.0715 REQUIRES MIN. OF 3 WORK DAYS NOTICE BEFORE YOU EXCAVATE. CALL DIGGERS HOTLINE 1-800-242-8811

NOTE:
 EXISTING UNDERGROUND UTILITY INFORMATION WAS OBTAINED FROM AVAILABLE RECORDS. THE ENGINEER MAKES NO GUARANTEE AS TO THE ACCURACY OF THIS INFORMATION. VERIFICATION TO THE SATISFACTION OF THE CONTRACTOR OF ALL UNDERGROUND UTILITIES, WHETHER OR NOT SHOWN ON THE PLANS, SHALL BE ASSUMED AS A CONDITION OF THE CONTRACT. THE CONTRACTOR SHALL NOTIFY THE ENGINEER OF ANY DISCREPANCIES BETWEEN LOCATION OF UTILITIES IN THE FIELD AND LOCATIONS SHOWN ON THE PLANS.



CONTRACTOR IS REQUIRED TO CONTACT DIGGERS HOTLINE TOLL FREE TO OBTAIN LOCATION OF UNDERGROUND UTILITIES PRIOR TO COMMENCING THE WORK. WISCONSIN STATUTE 182.0715 REQUIRES MIN. OF 3 WORK DAYS NOTICE BEFORE YOU EXCAVATE. **CALL DIGGERS HOTLINE 1-800-242-8511**

NOTE: EXISTING UNDERGROUND UTILITY INFORMATION WAS OBTAINED FROM AVAILABLE RECORDS. THE ENGINEER MAKES NO GUARANTEE AS TO THE ACCURACY OF THIS INFORMATION. VERIFICATION TO THE SATISFACTION OF THE CONTRACTOR OF ALL UNDERGROUND UTILITIES, WHETHER OR NOT SHOWN ON THE PLANS, SHALL BE ASSUMED AS A CONDITION OF THE CONTRACT. THE CONTRACTOR SHALL NOTIFY THE ENGINEER OF ANY DISCREPANCIES BETWEEN LOCATION OF UTILITIES IN THE FIELD AND LOCATIONS SHOWN ON THE PLANS.



4100 N. CALHOUN ROAD, SUITE 900
BROOKFIELD, WI 53005
PHONE: (262) 790-1480
FAX: (262) 790-1481
EMAIL: info@trioeng.com

PROJECT: OLDE FARM
SINGLE FAMILY RESIDENTIAL SUBDIVISION
CITY OF WAUKESHA, WISCONSIN
BY: BIELINSKI HOMES
1830 MEADOW LN, SUITE A
PEWAUKEE, WI 53072

REVISION HISTORY

DATE	DESCRIPTION
12/13/2023	PRELIM. CIVIL SUBMITTAL

DATE: DECEMBER 13, 2023

JOB NUMBER: 23047

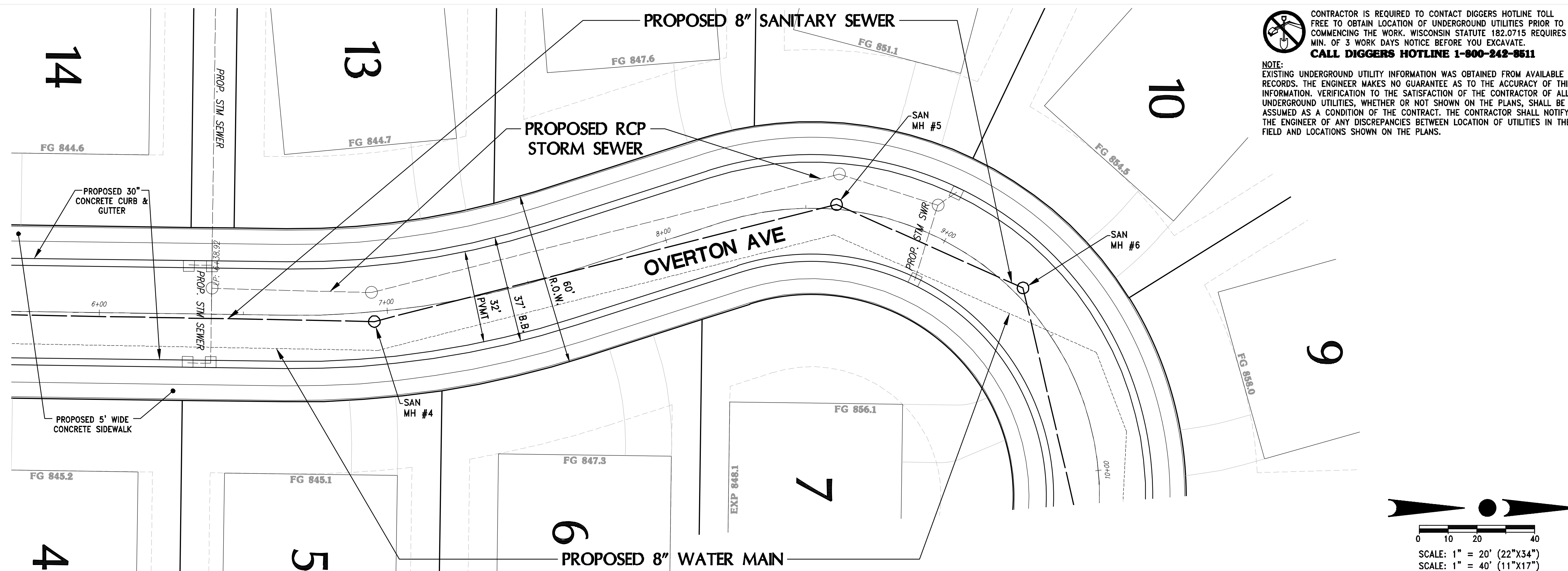
DESCRIPTION: ROADWAY & SANITARY SEWER PLAN & PROFILE

SHEET

C2.01

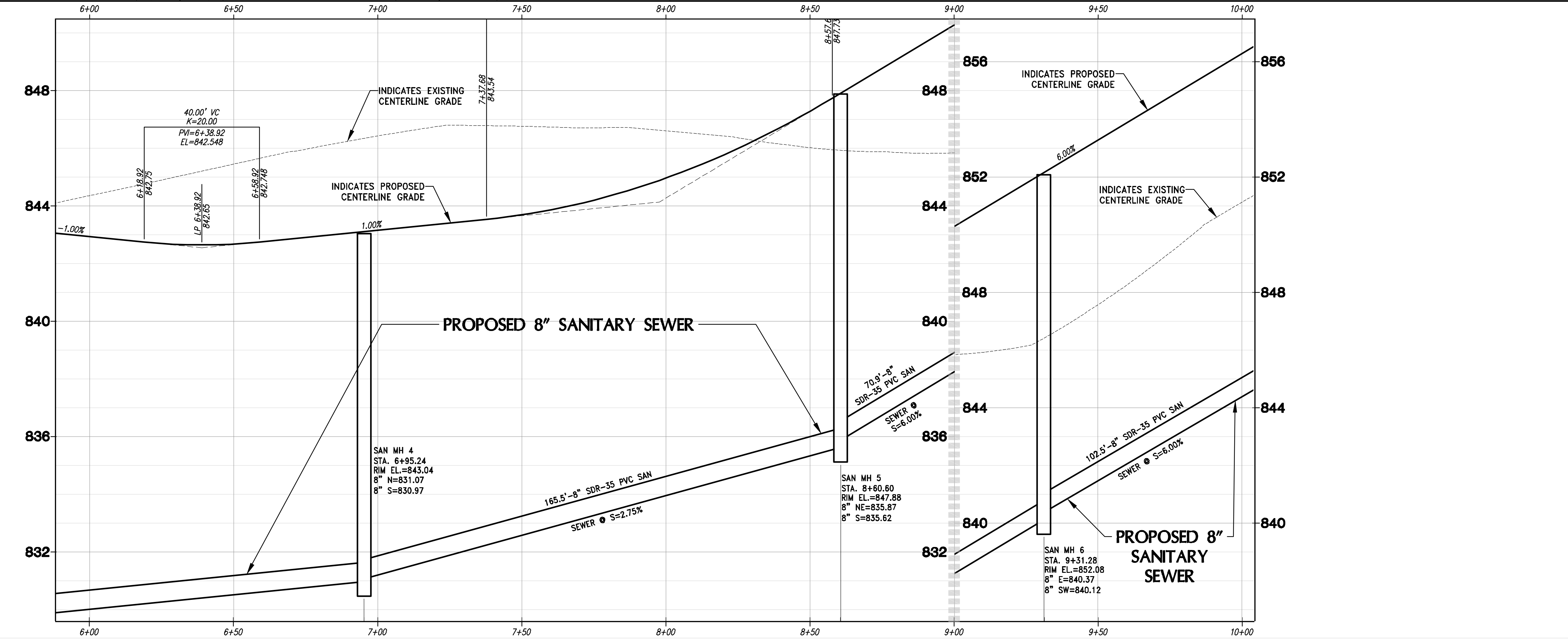
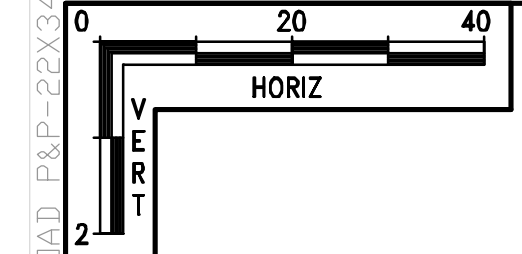
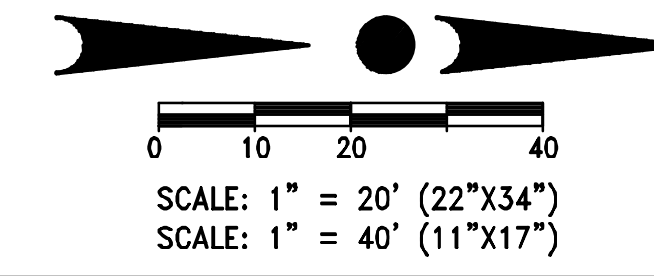
X:\2023\23-047-966 OLDE FARM (HOWELL) - WAUKESHA\DRAWINGS\CONSTRUCTION PLANS\OLDE FARM\ROAD P&P-23047.DWG

X:\2023\23-047-966 OLDE FARM (HOWELL) - WAUKESHA\DRAWINGS\CONSTRUCTION PLANS\OLDE FARM\PLAN\23-047-966.DWG



CONTRACTOR IS REQUIRED TO CONTACT DIGGERS HOTLINE TOLL FREE TO OBTAIN LOCATION OF UNDERGROUND UTILITIES PRIOR TO COMMENCING THE WORK. WISCONSIN STATUTE 182.0715 REQUIRES MIN. OF 3 WORK DAYS NOTICE BEFORE YOU EXCAVATE. CALL DIGGERS HOTLINE 1-800-242-8511

NOTE: EXISTING UNDERGROUND UTILITY INFORMATION WAS OBTAINED FROM AVAILABLE RECORDS. THE ENGINEER MAKES NO GUARANTEE AS TO THE ACCURACY OF THIS INFORMATION. VERIFICATION TO THE SATISFACTION OF THE CONTRACTOR OF ALL UNDERGROUND UTILITIES, WHETHER OR NOT SHOWN ON THE PLANS, SHALL BE ASSUMED AS A CONDITION OF THE CONTRACT. THE CONTRACTOR SHALL NOTIFY THE ENGINEER OF ANY DISCREPANCIES BETWEEN LOCATION OF UTILITIES IN THE FIELD AND LOCATIONS SHOWN ON THE PLANS.



PROJECT:
OLDE FARM
SINGLE FAMILY RESIDENTIAL SUBDIVISION
CITY OF WAUKESHA, WISCONSIN
BY: **BIELINSKI HOMES**
1830 MEADOW LN, SUITE A
PEWAUKEE, WI 53072

REVISION HISTORY

DATE	DESCRIPTION
12/13/2023	PRELIM. CIVIL SUBMITTAL

DATE:
DECEMBER 13, 2023

JOB NUMBER:
23047

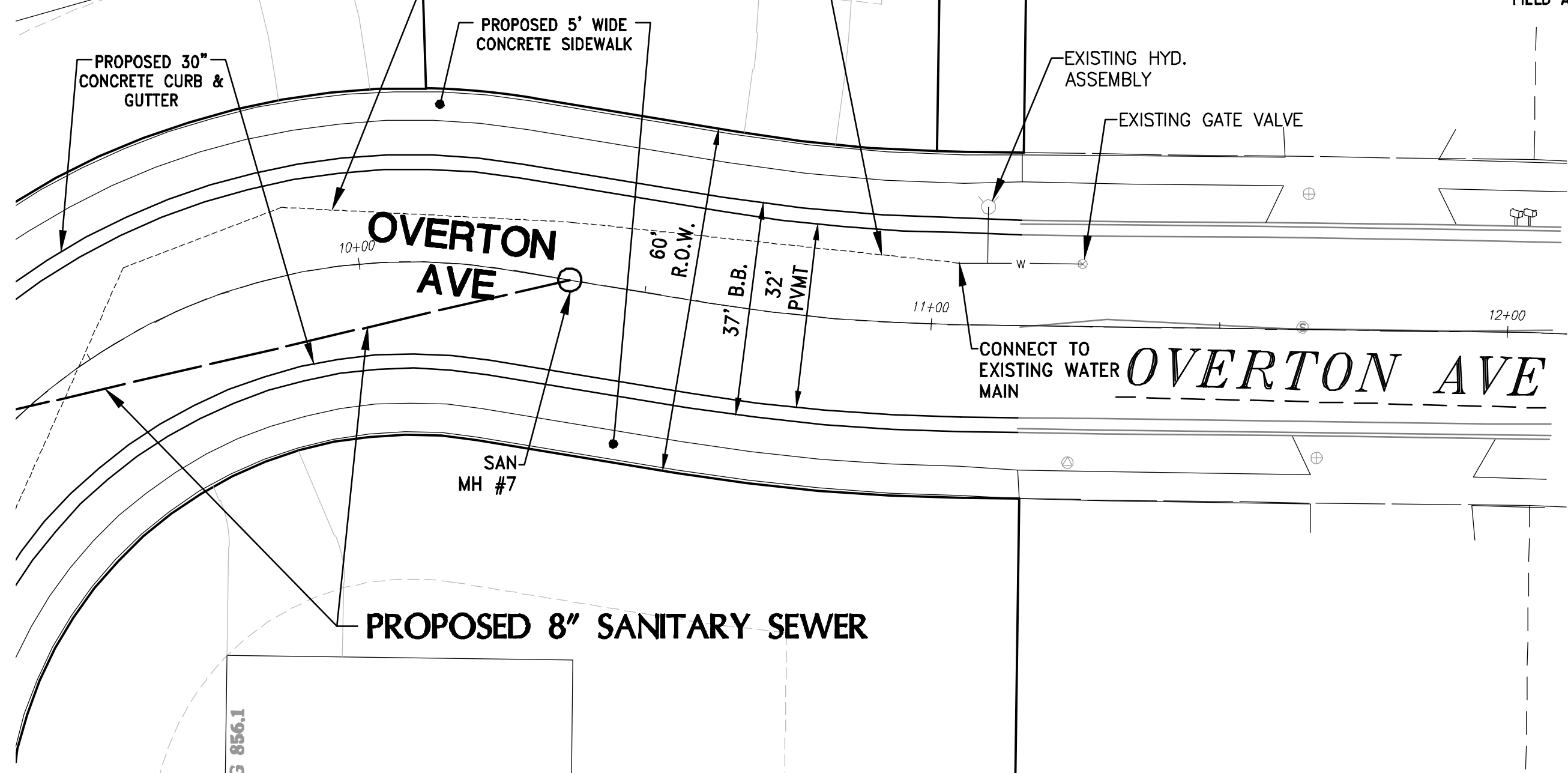
DESCRIPTION:
ROADWAY &
SANITARY SEWER
PLAN & PROFILE

SHEET
C2.02

9


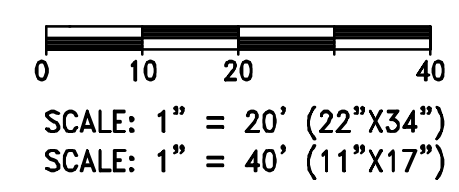
8

PROPOSED 8" WATER MAIN
FG 862.6



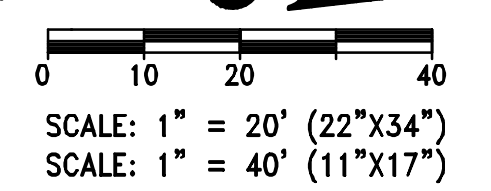
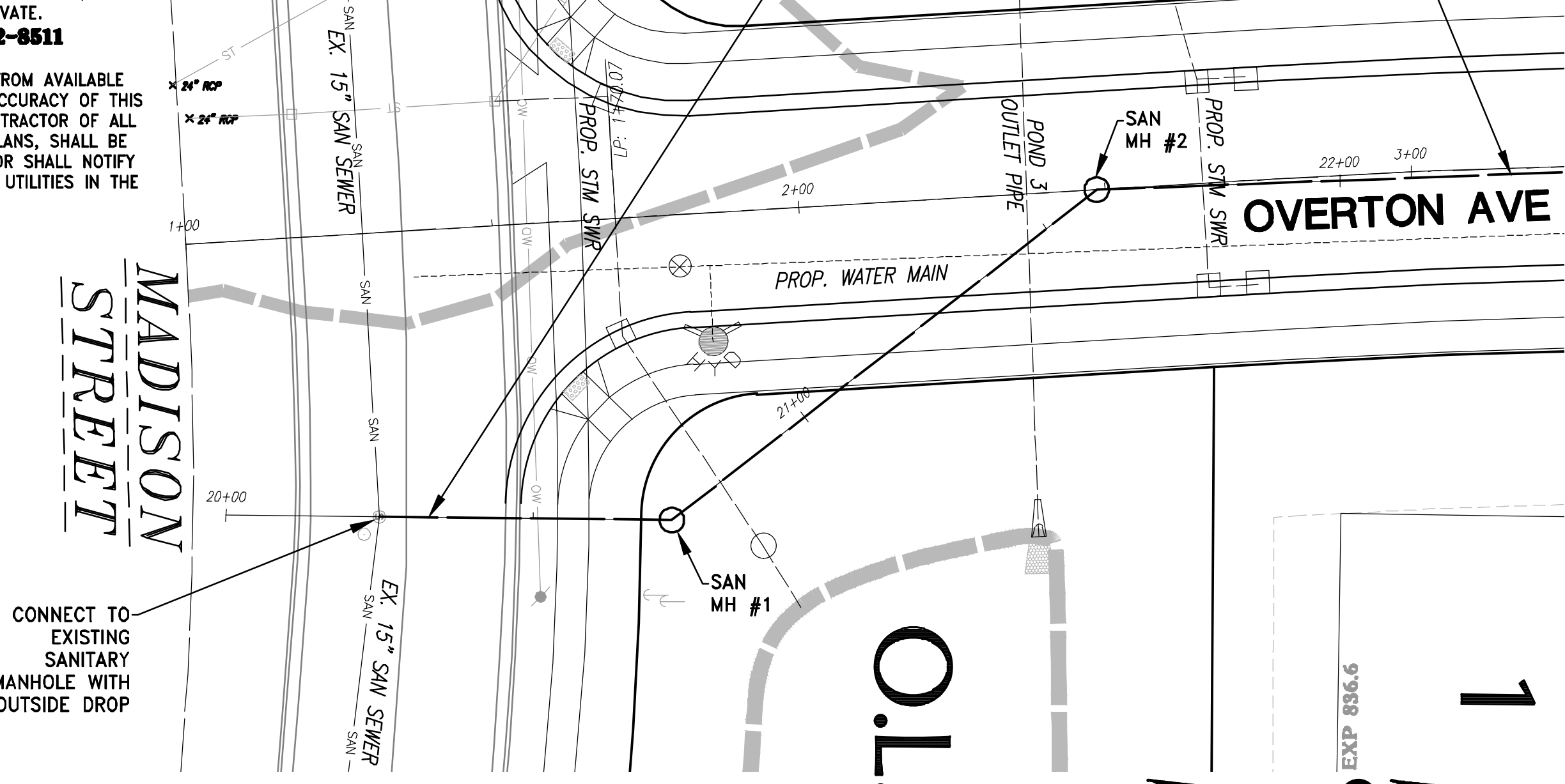
CONTRACTOR IS REQUIRED TO CONTACT DIGGERS HOTLINE TOLL FREE TO OBTAIN LOCATION OF UNDERGROUND UTILITIES PRIOR TO COMMENCING THE WORK. WISCONSIN STATUTE 182.0715 REQUIRES MIN. OF 3 WORK DAYS NOTICE BEFORE YOU EXCAVATE.
CALL DIGGERS HOTLINE 1-800-242-8511

NOTE: EXISTING UNDERGROUND UTILITY INFORMATION WAS OBTAINED FROM AVAILABLE RECORDS. THE ENGINEER MAKES NO GUARANTEE AS TO THE ACCURACY OF THIS INFORMATION. VERIFICATION TO THE SATISFACTION OF THE CONTRACTOR OF ALL UNDERGROUND UTILITIES, WHETHER OR NOT SHOWN ON THE PLANS, SHALL BE ASSUMED AS A CONDITION OF THE CONTRACT. THE CONTRACTOR SHALL NOTIFY THE ENGINEER OF ANY DISCREPANCIES BETWEEN LOCATION OF UTILITIES IN THE FIELD AND LOCATIONS SHOWN ON THE PLANS.

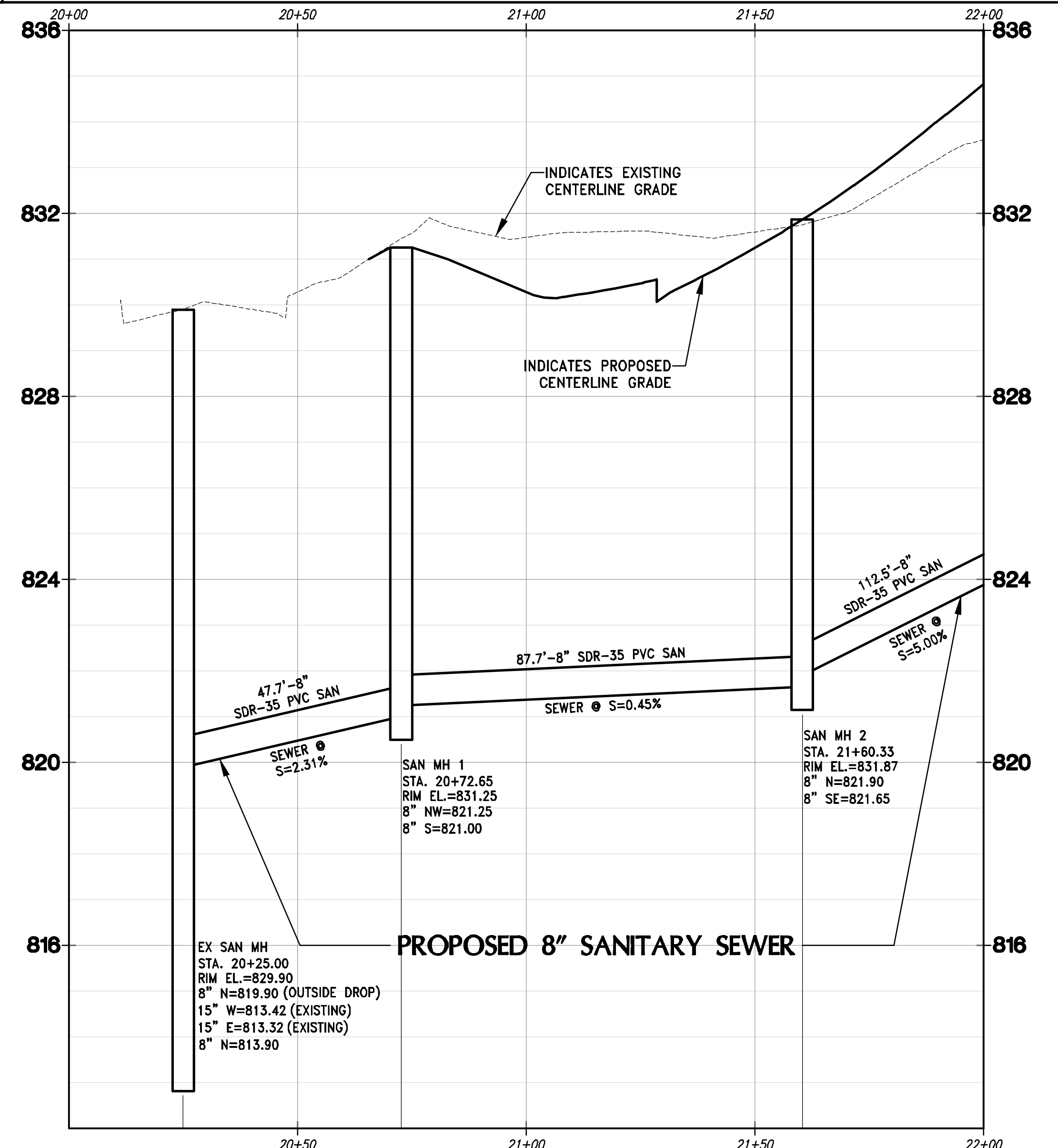
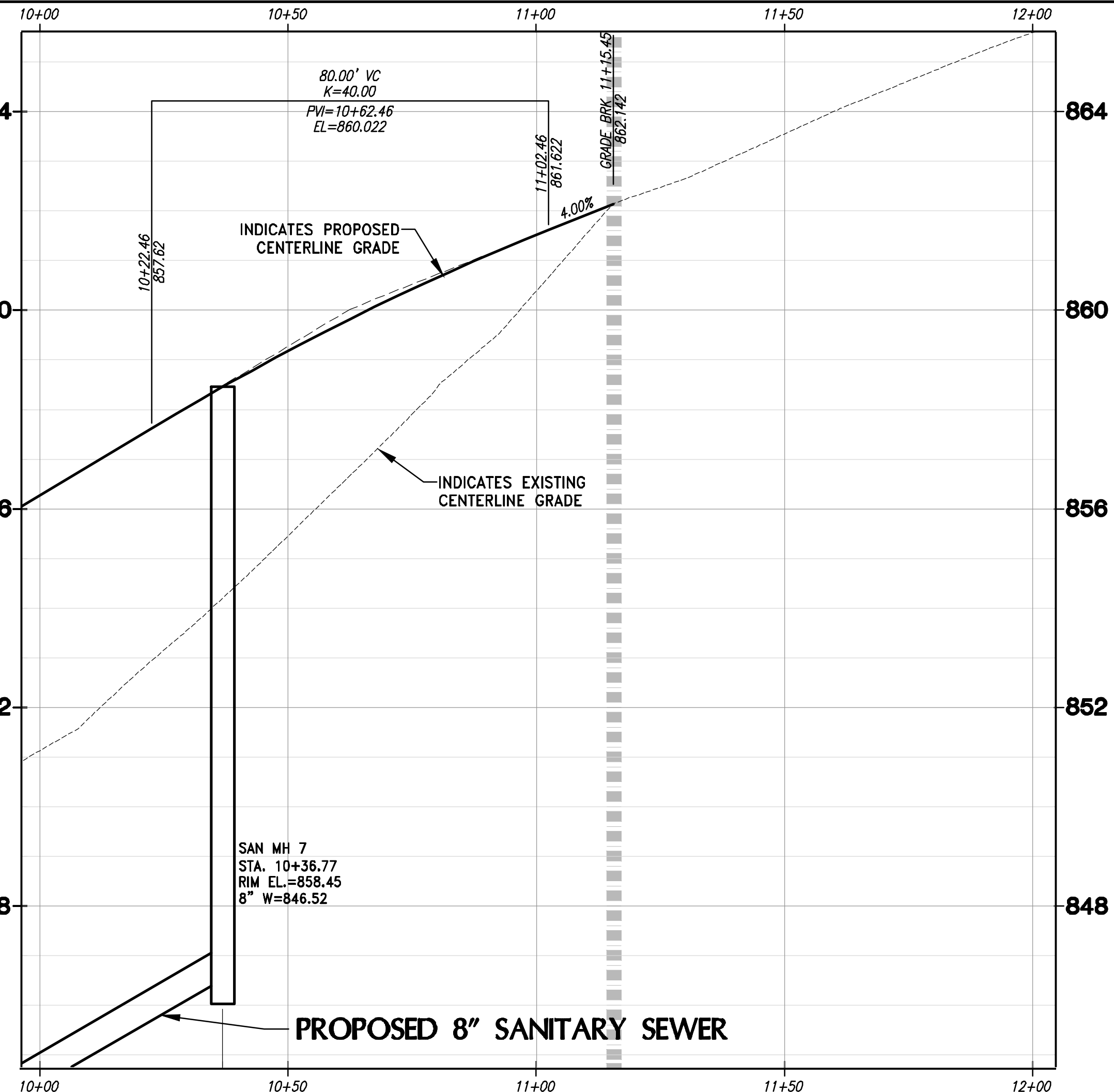


MADISON STREET


PROPOSED 8" SANITARY SEWER



7



X:\2023\23-047-966 OLDE FARM (HOWELL) - WAUKESHA DRAWINGS\CONSTRUCTION PLANS\OLDE FARM\PLAN\23-047-966-23X34.DWG



4100 N. CALHOUN ROAD, SUITE 300
BROOKFIELD, WI 53005
PHONE: (262) 790-1480
FAX: (262) 790-1481
EMAIL: info@trioeng.com

PROJECT:
OLDE FARM
SINGLE FAMILY RESIDENTIAL SUBDIVISION
CITY OF WAUKESHA, WISCONSIN
BY: BIELINSKI HOMES
1830 MEADOW LN, SUITE A
PEWAUKEE, WI 53072

REVISION HISTORY

DATE	DESCRIPTION
12/13/2023	PRELIM. CIVIL SUBMITTAL

DATE:
DECEMBER 13, 2023

JOB NUMBER:
23047

DESCRIPTION:
ROADWAY &
SANITARY SEWER
PLAN & PROFILE

SHEET

C2.03

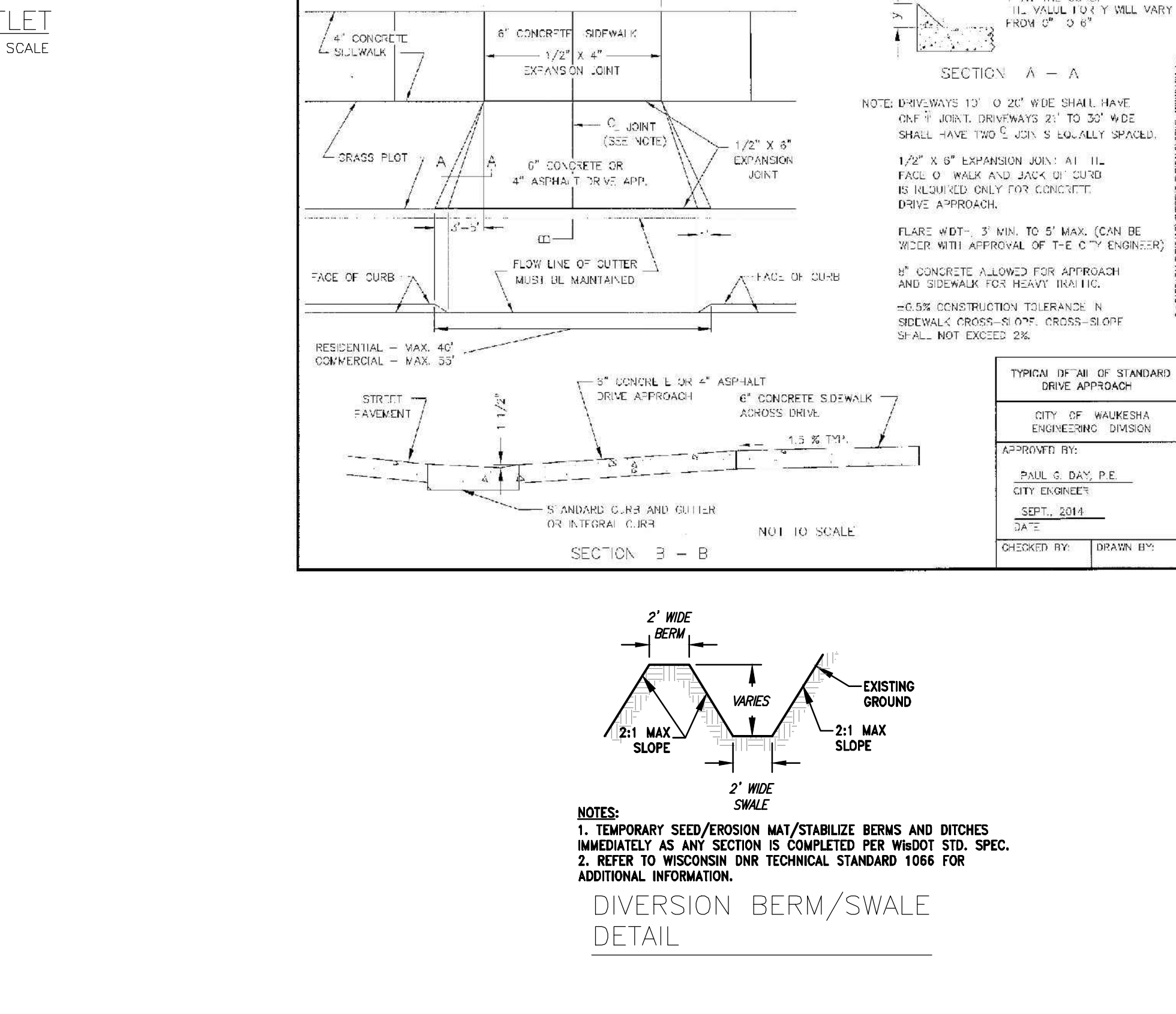
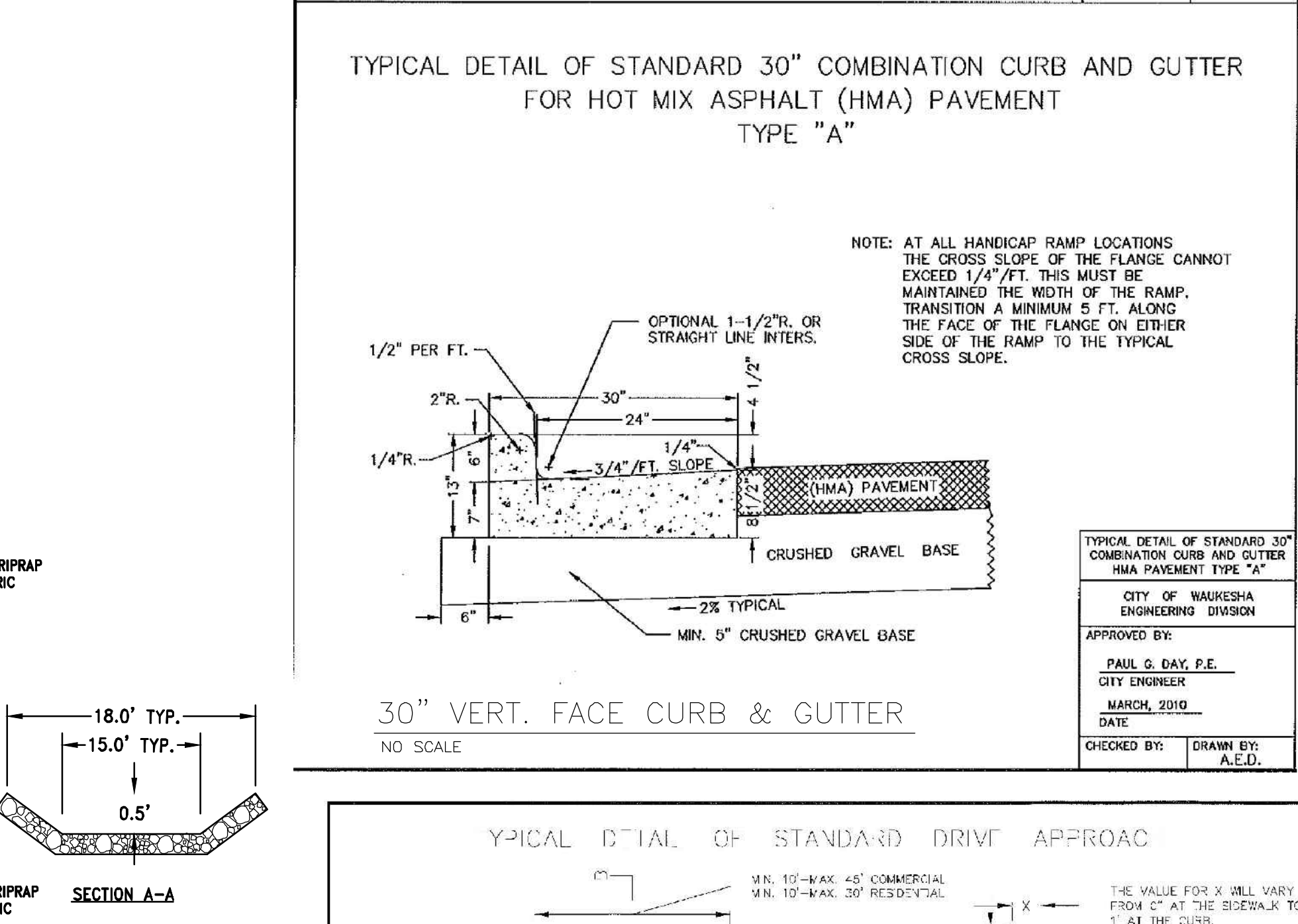
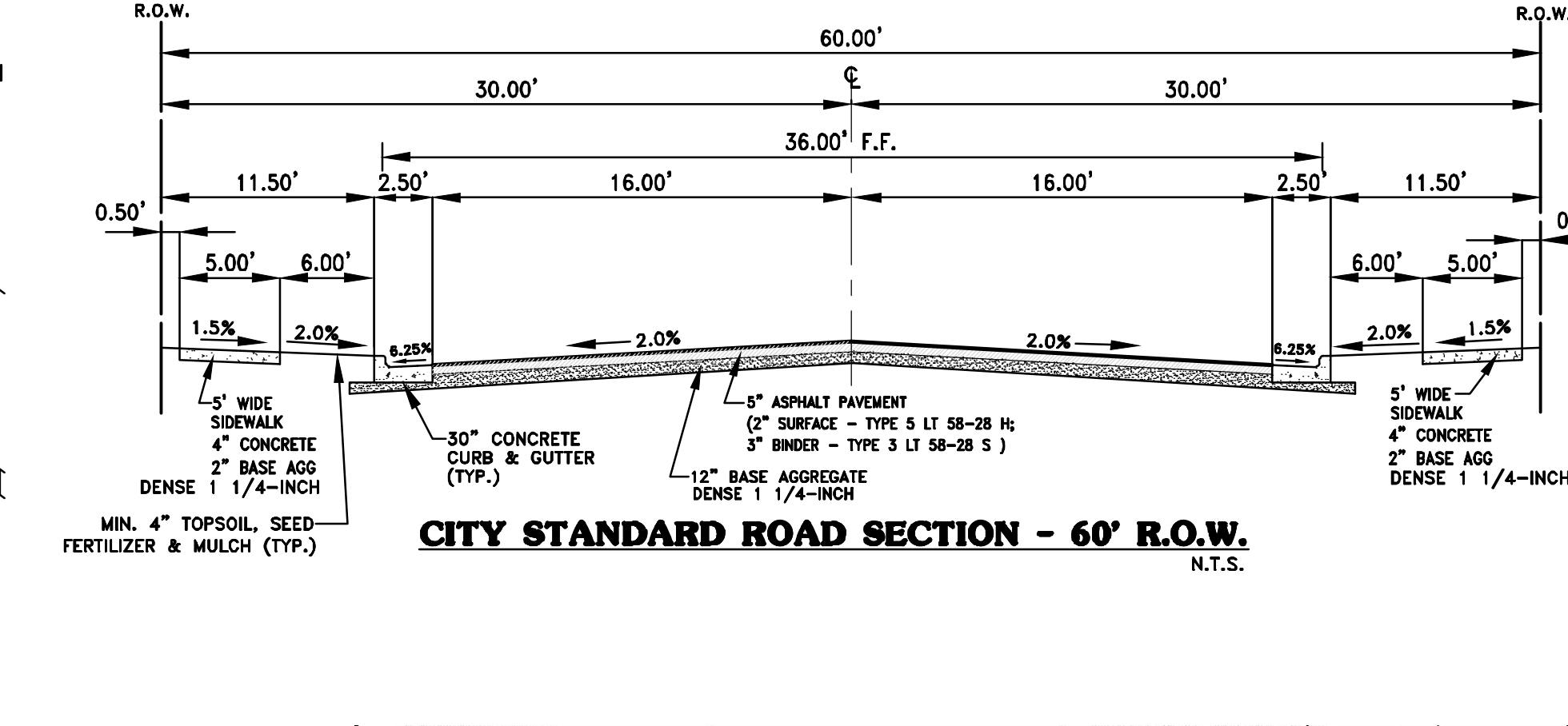
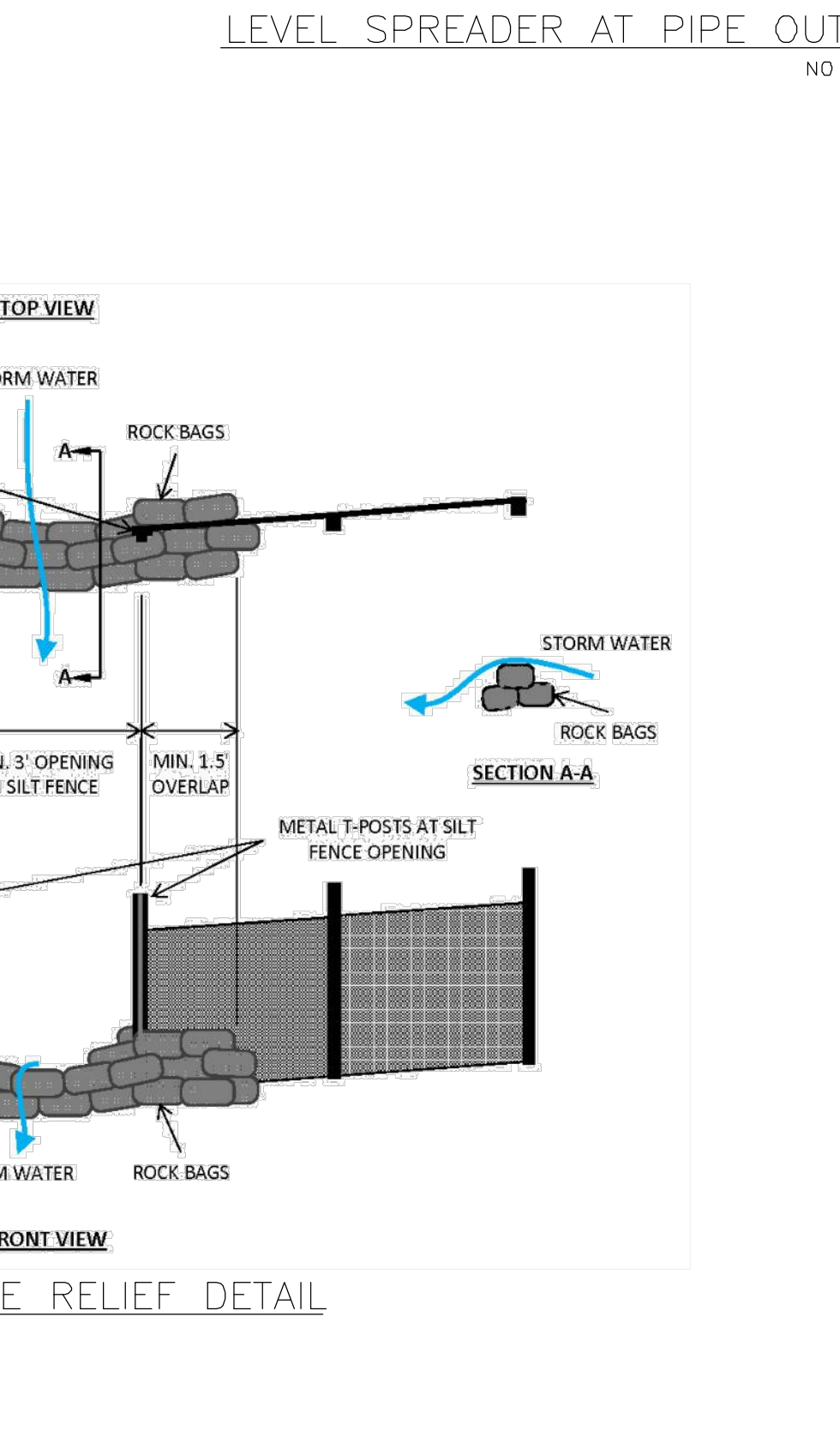
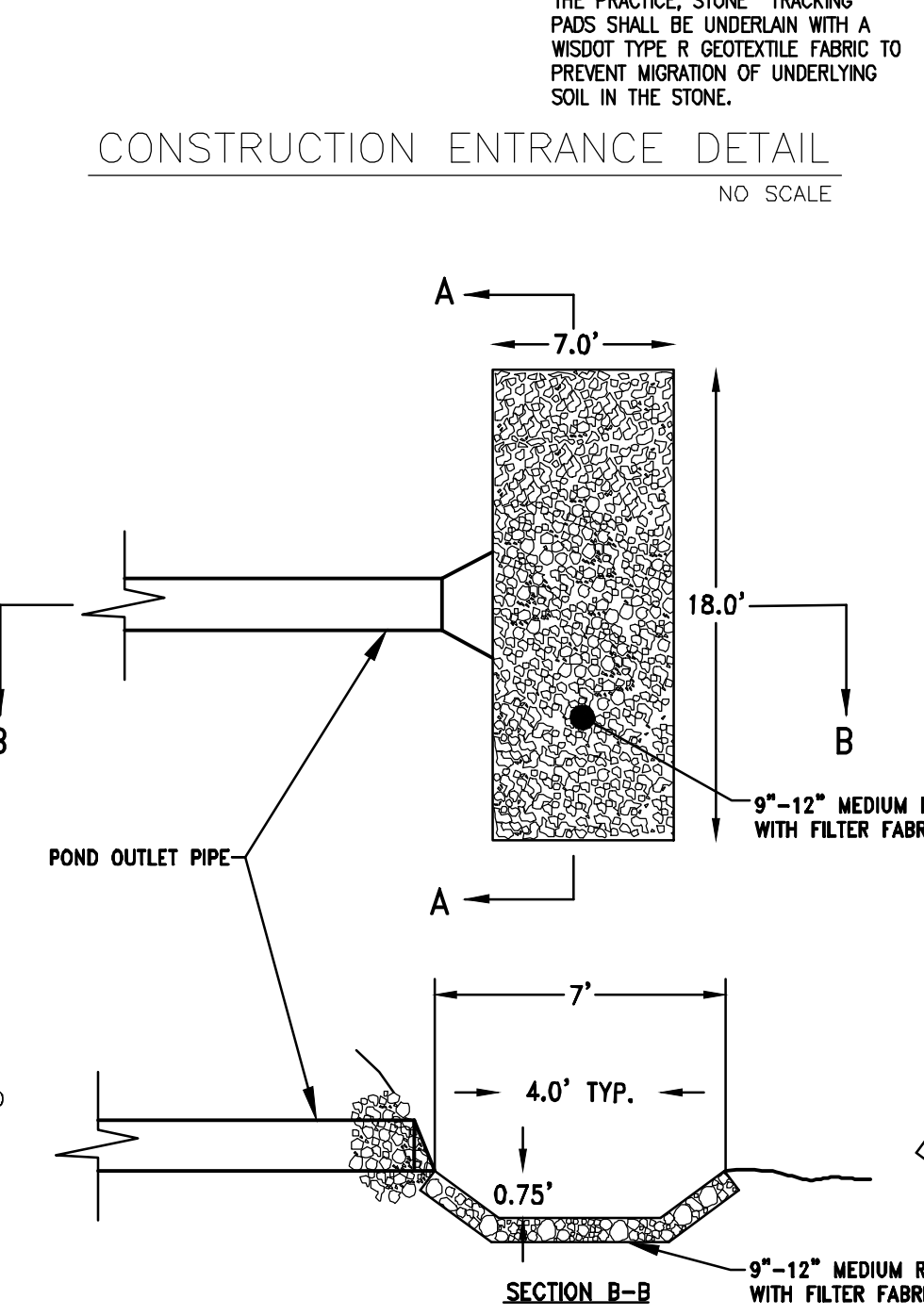
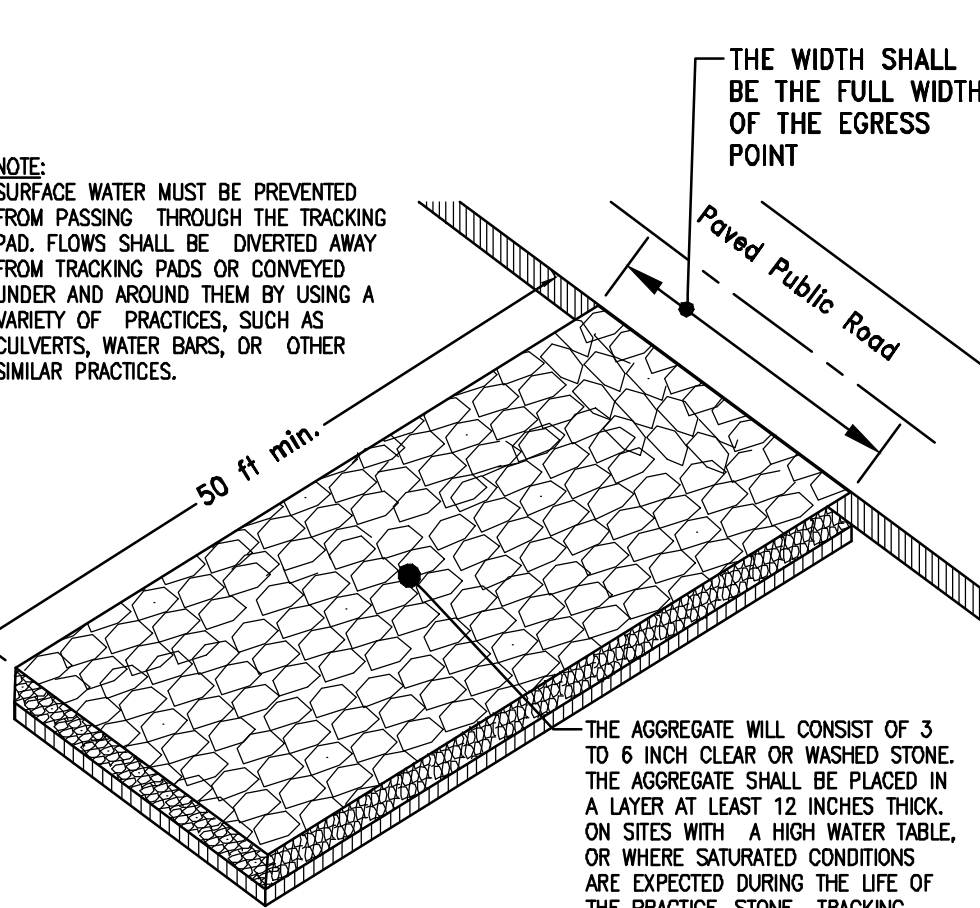
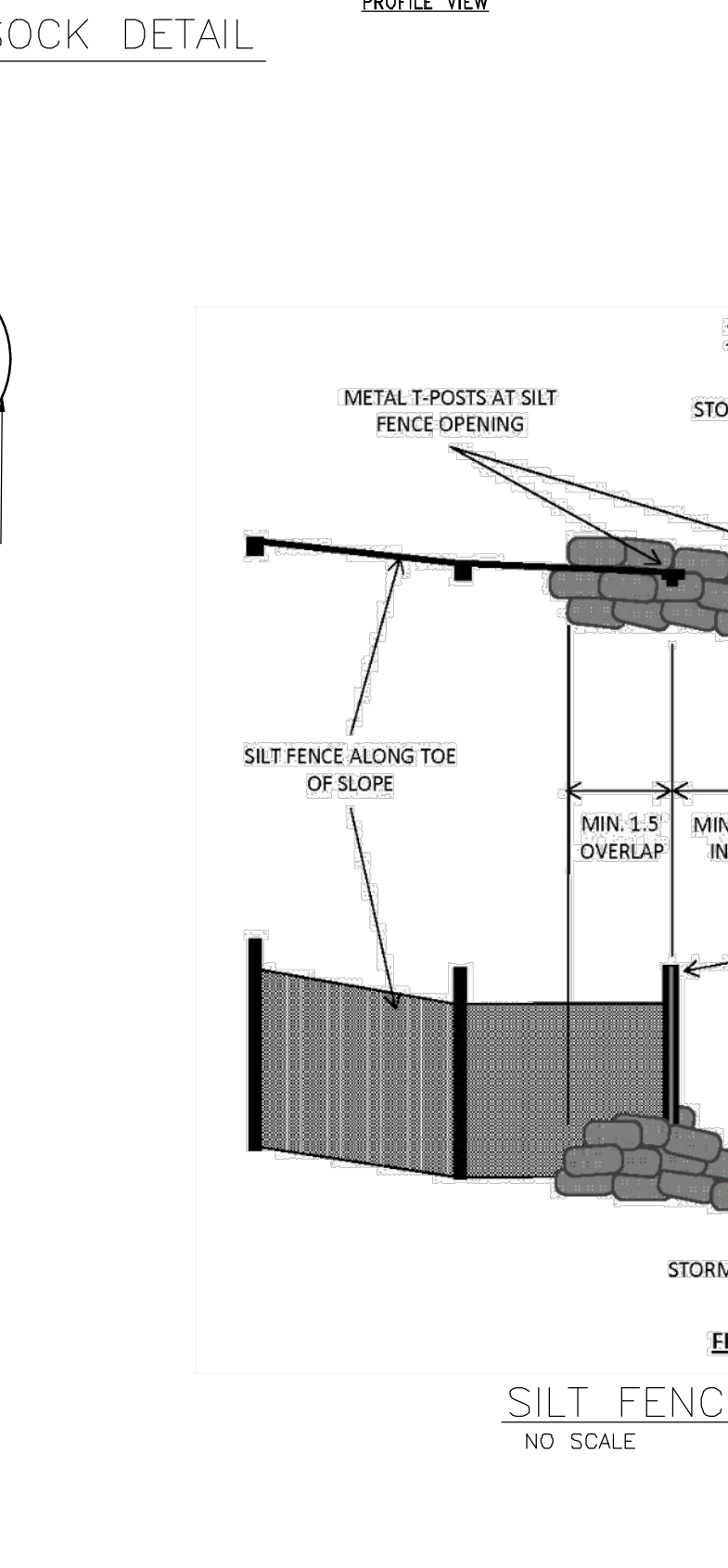
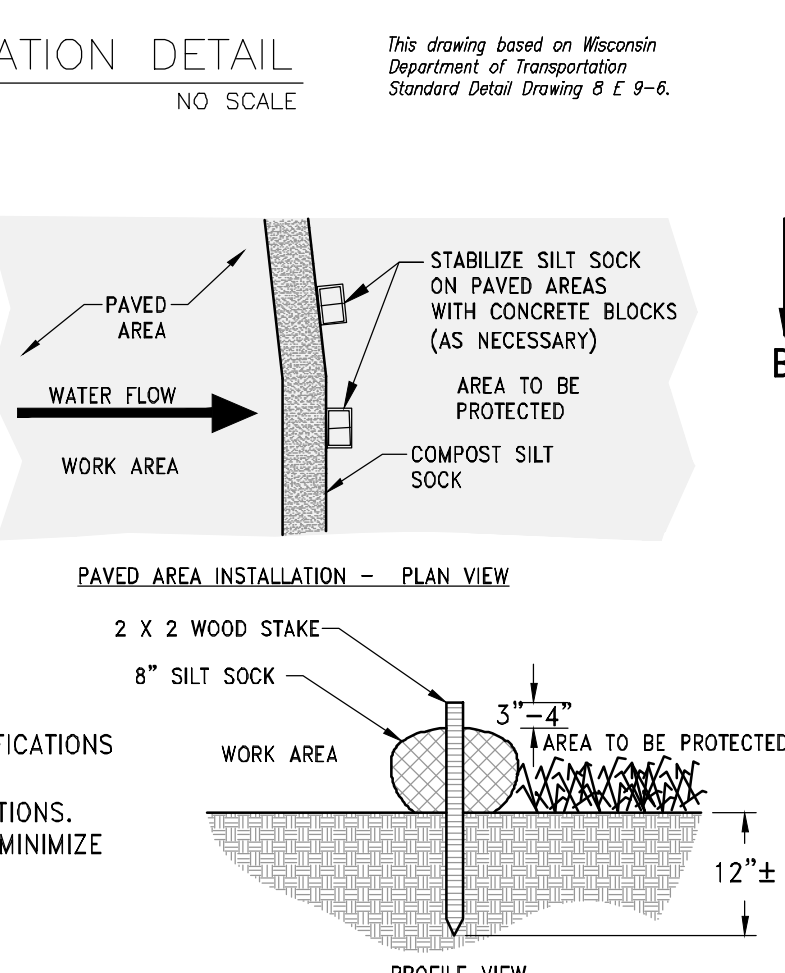
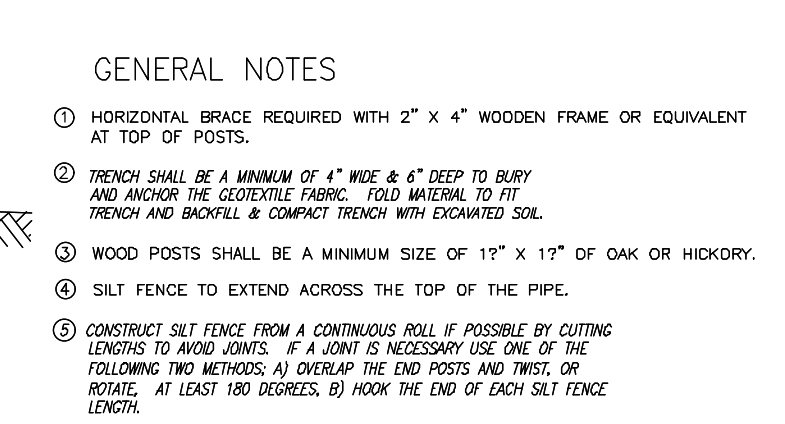
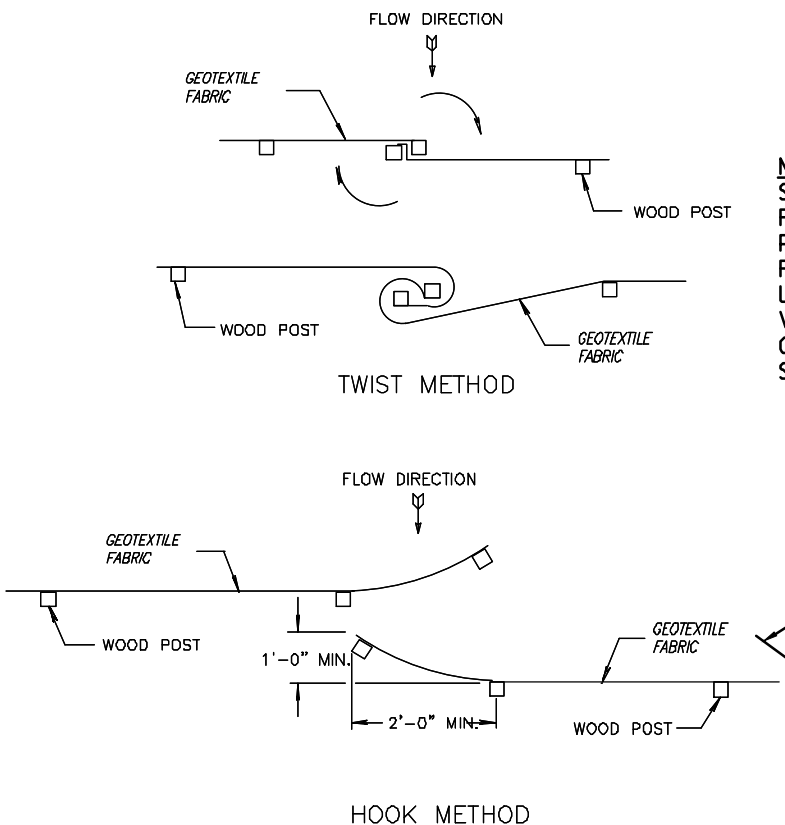
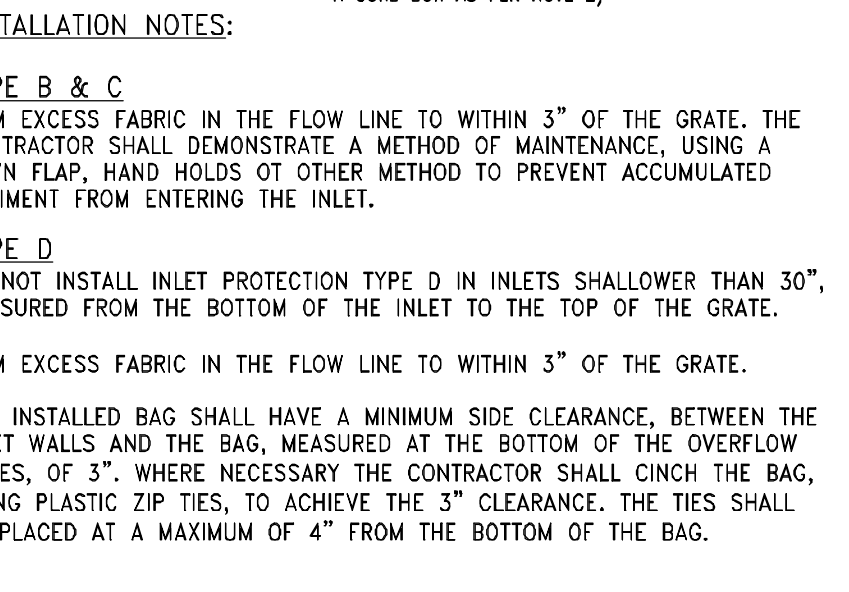
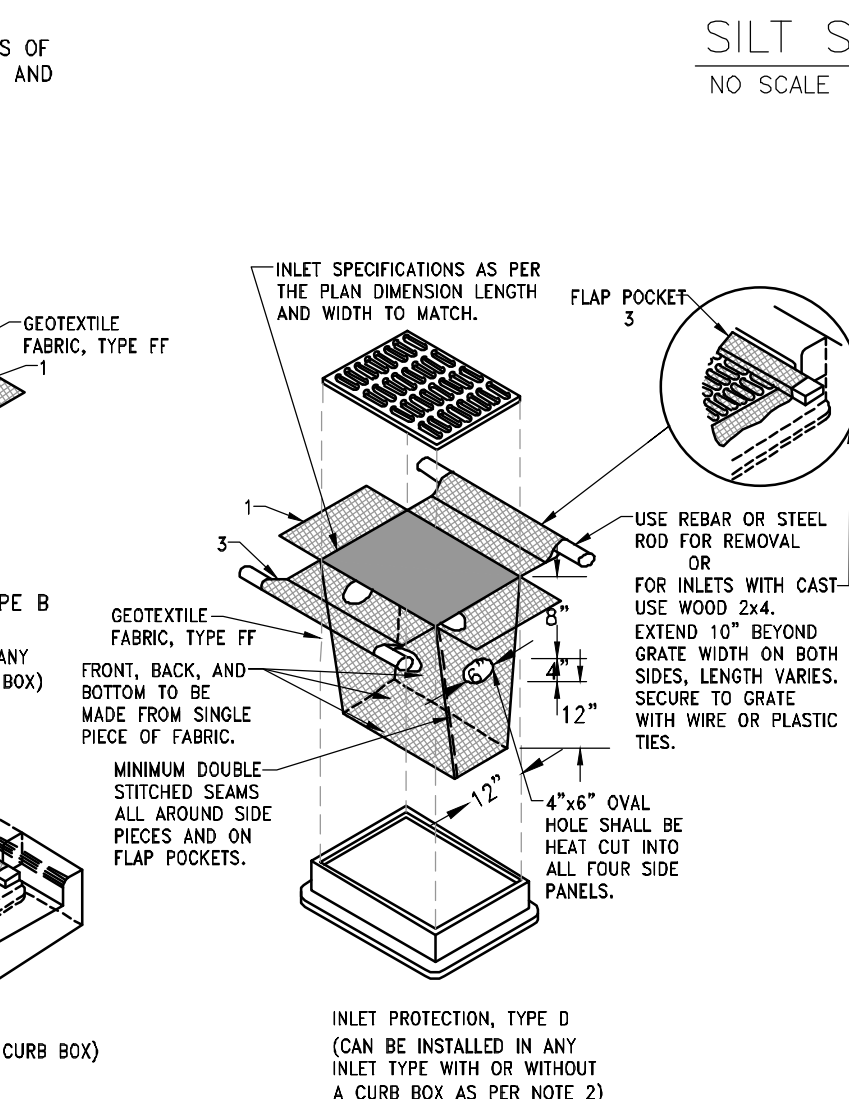
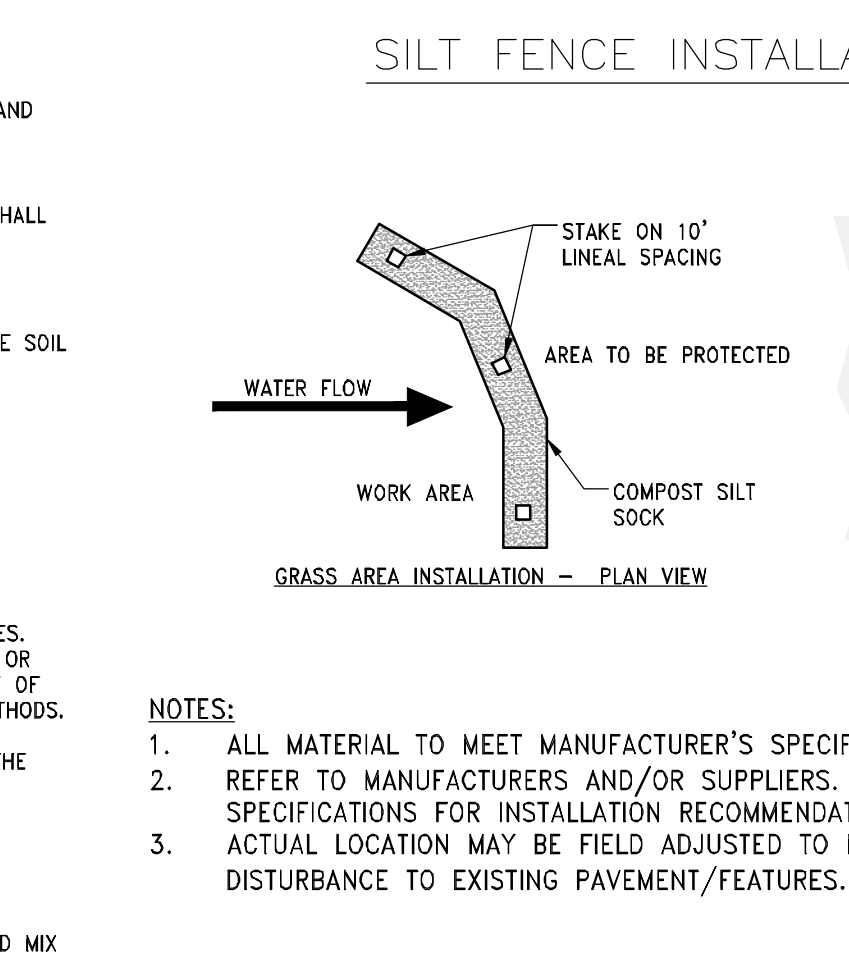
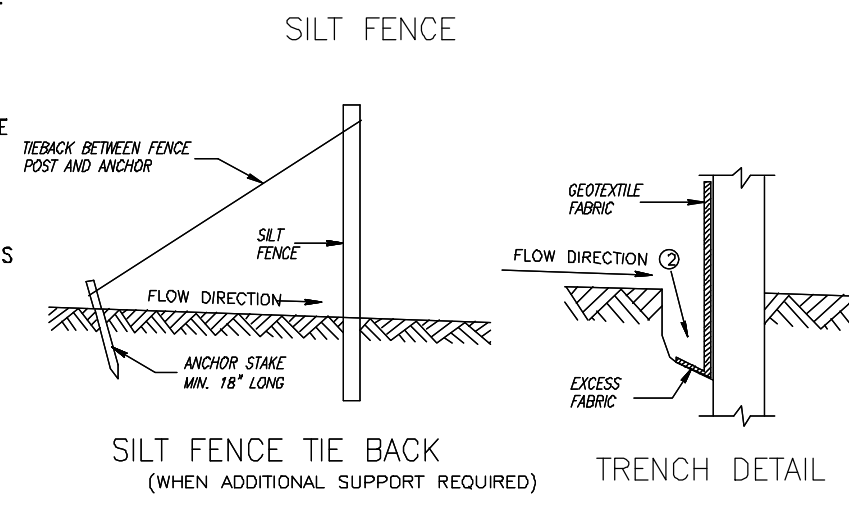
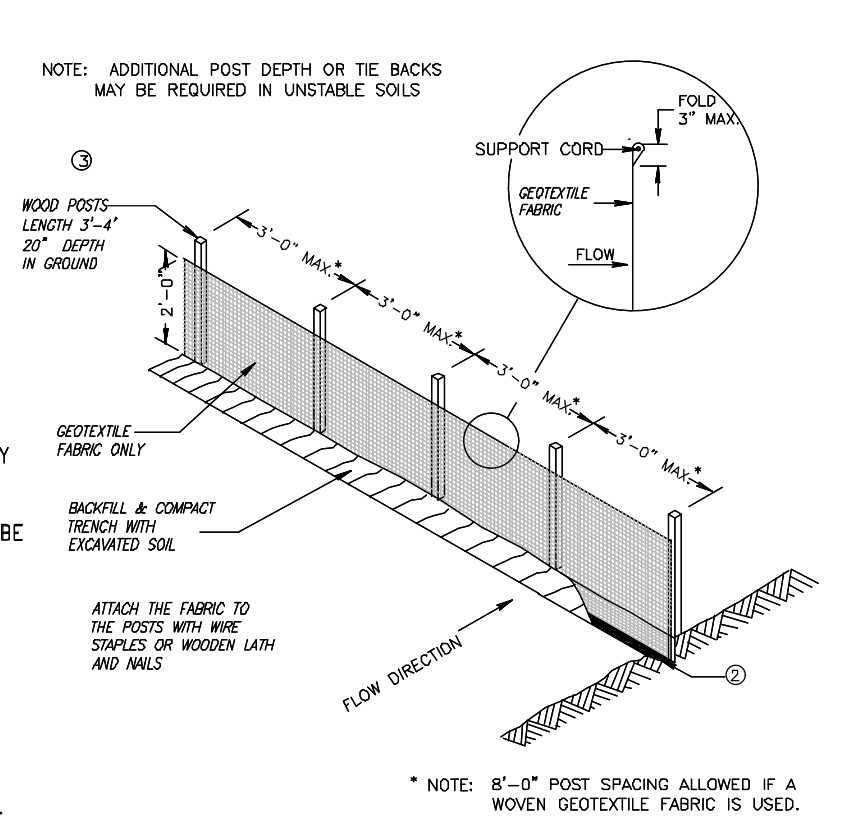
COMPLIANT DOCUMENTATION:
 THE LATEST EDITIONS OF THE FOLLOWING DOCUMENTS AND ANY SUPPLEMENTS THERETO, SHALL GOVERN ALL CONSTRUCTION ITEMS ON THIS PLAN UNLESS OTHERWISE NOTED.

- STANDARD SPECIFICATIONS FOR SEWER AND WATER CONSTRUCTION IN WISCONSIN, 6TH EDITION (SSWCW)
- THE WISCONSIN D.O.T. STANDARD SPECIFICATIONS FOR HIGHWAY AND STRUCTURE CONSTRUCTION, LATEST EDITION
- WDRM STORMWATER RUNOFF TECHNICAL STANDARDS.
- WISDOT PAL APPROVED EROSION CONTROL MEASURES LIST, LATEST EDITION.
- CITY OF WAUKESHA'S DEPARTMENT OF PUBLIC WORKS STANDARD CONSTRUCTION SPECIFICATIONS, 2018 EDITION.

CONTRACTOR RESPONSIBILITY:

- EXISTING UNDERGROUND UTILITY INFORMATION WAS OBTAINED FROM AVAILABLE RECORDS AND FIELD SURVEY. THE ENGINEER MAKES NO GUARANTEE AS TO THE ACCURACY OF THIS INFORMATION. VERIFICATION TO THE SATISFACTION OF THE CONTRACTOR OF ALL UNDERGROUND UTILITIES, WHETHER OR NOT SHOWN ON THE PLANS, SHALL BE ASSUMED AS A CONDITION OF THE CONTRACT. THE CONTRACTOR SHALL NOTIFY THE ENGINEER OF ANY DISCREPANCIES BETWEEN LOCATION OF UTILITIES IN THE FIELD AND LOCATIONS SHOWN ON THE PLANS.
- THE LOCATION, SUPPORT, PROTECTION AND RESTORATION OF ALL EXISTING UTILITIES AND APPURTENANCES SHALL BE THE RESPONSIBILITY OF THE CONTRACTOR AND SHALL BE INCLUDED IN THE UNIT PRICE BID FOR THE VARIOUS ITEMS.
- THE CONTRACTOR SHALL BE SOLELY RESPONSIBLE FOR COMPLYING WITH ALL APPLICABLE FEDERAL, STATE AND LOCAL SAFETY REQUIREMENTS TOGETHER WITH EXERCISING PRECAUTIONS AT ALL TIMES FOR THE PROTECTION OF PERSONS (INCLUDING EMPLOYEES) AND PROPERTY. IT IS ALSO THE RESPONSIBILITY OF THE CONTRACTOR AND SUB-CONTRACTOR(S) TO INITIATE, MAINTAIN AND SUPERVISE ALL SAFETY REQUIREMENTS, PRECAUTIONS AND PROGRAMS IN CONNECTION WITH THIS WORK. THE CONTRACTOR SHALL ALSO BE SOLELY RESPONSIBLE FOR ALL REQUIRED PERMITS, UNLESS OTHERWISE SPECIFIED.
- THE CONTRACTOR SHALL NOTIFY THE DESIGN ENGINEER AS CONSTRUCTION ACTIVITIES ARE COMPLETED TO PROVIDE CONSTRUCTION OVERSIGHT AND INSPECTION IN ACCORDANCE WITH THE CONSTRUCTION INSPECTION PLAN.
- THE OWNER WILL PROVIDE ALL SURVEYING AND CONSTRUCTION STAKING FOR THIS CONTRACT. THE CONTRACTOR SHALL EXERCISE CARE AND DILIGENCE IN PROTECTING THE SAME. ANY EXPENSE INCURRED FOR ADDITIONAL RESTAKING CAUSED BY CONTRACTOR'S NEGLIGENCE MAY BE CHARGED TO THE CONTRACTOR AND DEDUCTED FROM THE SUMS DUE HIM UNDER THIS CONTRACT.
- ALL TRENCHES SHALL BE BACKFILLED OR SECURELY PLATED DURING NON-WORKING HOURS.
- CONTRACTOR SHALL BE PREPARED FOR DEWATERING CONDITIONS BY HAVING APPROPRIATE PUMPS AND FILTER BAGS ON-SITE FOR DEWATERING AND REMOVAL OF ALL SEDIMENT PER CITY, COUNTY AND WDRM REQUIREMENTS PER TECHNICAL STANDARD 1061.

- TRAFFIC CONTROL:**
- PUBLIC ROADS MAY BE CLOSED TO TRAFFIC AT THE DISCRETION OF THE JURISDICTION HAVING AUTHORITY HAVING CONTROL OF THE ROAD.
- CONSTRUCTION NOTES:**
- ALL WORK SHALL BE IN ACCORDANCE WITH THE STANDARD SPECIFICATIONS FOR HIGHWAY AND STRUCTURE CONSTRUCTION, STATE OF WISCONSIN, LATEST EDITION, UNLESS OTHERWISE CALLED FOR ON THE PLANS, SPECIFICATIONS OR SPECIAL PROVISIONS.
 - ALL EROSION CONTROL MEASURES SPECIFIED ON THIS PLAN SHALL MEET THE DESIGN CRITERIA, STANDARDS AND SPECIFICATIONS AS SET FORTH IN THE DEPARTMENT OF NATURAL RESOURCES WISCONSIN BEST MANAGEMENT PRACTICE HANDBOOK AND TECHNICAL STANDARDS.
 - ALL EROSION CONTROL DEVICES (I.E., SILT FENCE, SILT SOCK, GRAVEL ENTRANCE, SILTATION BASIN, ETC.), SHALL BE INSTALLED PRIOR TO COMMENCING ANY GRADING OR UTILITY CONSTRUCTION. GRADING ASSOCIATED WITH INSTALLATION OF EROSION OR SEDIMENTARY PRACTICES MAY OCCUR CONCURRENTLY WITH INSTALLATION OF PRACTICES.
 - ALL ACTIVITIES ON THE SITE SHALL BE CONDUCTED IN A LOGICAL SEQUENCE TO MINIMIZE THE AREA OF BARE SOIL EXPOSED AT ANY ONE TIME. REFER TO THE CONSTRUCTION SEQUENCING PLAN FOR ADDITIONAL INFORMATION.
 - THE OWNER IS RESPONSIBLE FOR OBTAINING A GRADING AND/OR EROSION CONTROL PERMIT (OR ANY OTHER APPLICABLE PERMITS) PRIOR TO CONSTRUCTION.
 - THE CONTRACTOR SHALL NOTIFY DIGGERS HOTLINE, ALL CITY UTILITY DEPARTMENTS, AND GOVERNMENT UNITS WHOSE PROPERTY MAY BE AFFECTED BY THE CONTRACTOR'S OPERATIONS AT LEAST THREE (3) DAYS BEFORE BREAKING GROUND. DIGGERS HOTLINE NUMBER IS 1-800-242-8511.
 - CONTRACTOR SHALL BE RESPONSIBLE FOR MAINTAINING THE CLEANLINESS OF THE PROJECT AND PUBLIC ROADWAYS DURING CONSTRUCTION PER THE REQUIREMENTS SET FORTH BY THE LOCAL AND COUNTY AGENCIES. STREETS SHALL BE KEPT FREE OF SILT OR DIRT TRACKED FROM AREAS UNDER CONSTRUCTION BY SWEEPING OR OTHER APPROPRIATE MEASURES. DUST GENERATED BY CONSTRUCTION ACTIVITIES SHALL BE MINIMIZED BY USE OF WATERING, CALCIUM CHLORIDE SURFACE TREATMENT, CONSTRUCTION SCHEDULING OR OTHER APPROPRIATE METHODS.
 - INLETS SHALL BE PROTECTED WITH AN EROSION BARRIER MEETING TECHNICAL STANDARD 1060 UNTIL THE AREA HAS BEEN STABILIZED. FREQUENT INSPECTION AND TIMELY MAINTENANCE IS REQUIRED.
 - UPON COMPLETION OF THE WORK AS SPECIFIED, RESPREAD A MINIMUM OF FOUR (4") INCHES OF SALVAGED TOPSOIL OVER ALL DISTURBED AREAS AND PROVIDE SEED, FERTILIZER AND MULCH PER THE STANDARD SPECIFICATIONS.
 - ALL DISTURBED AREAS SHALL BE REVEGETATED WITHIN SEVEN DAYS AFTER BEING DISTURBED USING THE SEED MIX SPECIFIED ON THE PLANS.
 - ALL EROSION CONTROL DEVICES SHALL BE ROUTINELY INSPECTED EVERY SEVEN DAYS AND WITHIN 24 HOURS OF A RAINFALL GREATER THAN 0.5 INCHES. CONTRACTOR IS REQUIRED TO PERFORM INSPECTIONS, KEEP A LOG, AND REPAIR BMP'S AS NEEDED.
 - REFER TO EROSION CONTROL PLAN FOR SITE EROSION CONTROL ELEMENTS, REQUIREMENTS.



WISCONSIN PROFESSIONAL ENGINEER
 JOSHUA D. PUDELKO
 E-39420
 WAUKESHA, WI

DESIGN & LAND SURVEYING
TRIO
 CIVIL ENGINEERING

4100 N. CALHOUN ROAD, SUITE 300
 BROOKFIELD, WI 53005
 PHONE: (262) 790-1480
 FAX: (262) 790-1481
 EMAIL: info@trioeng.com

PROJECT: OLDE FARM
 SINGLE FAMILY RESIDENTIAL SUBDIVISION
 CITY OF WAUKESHA, WISCONSIN
 BY: BIELINSKI HOMES
 1830 MEADOW LN, SUITE A
 PEWAUKEE, WI 53072

REVISION HISTORY

DATE	DESCRIPTION
12/18/2023	PRELIM. CIVL SUBMITTAL

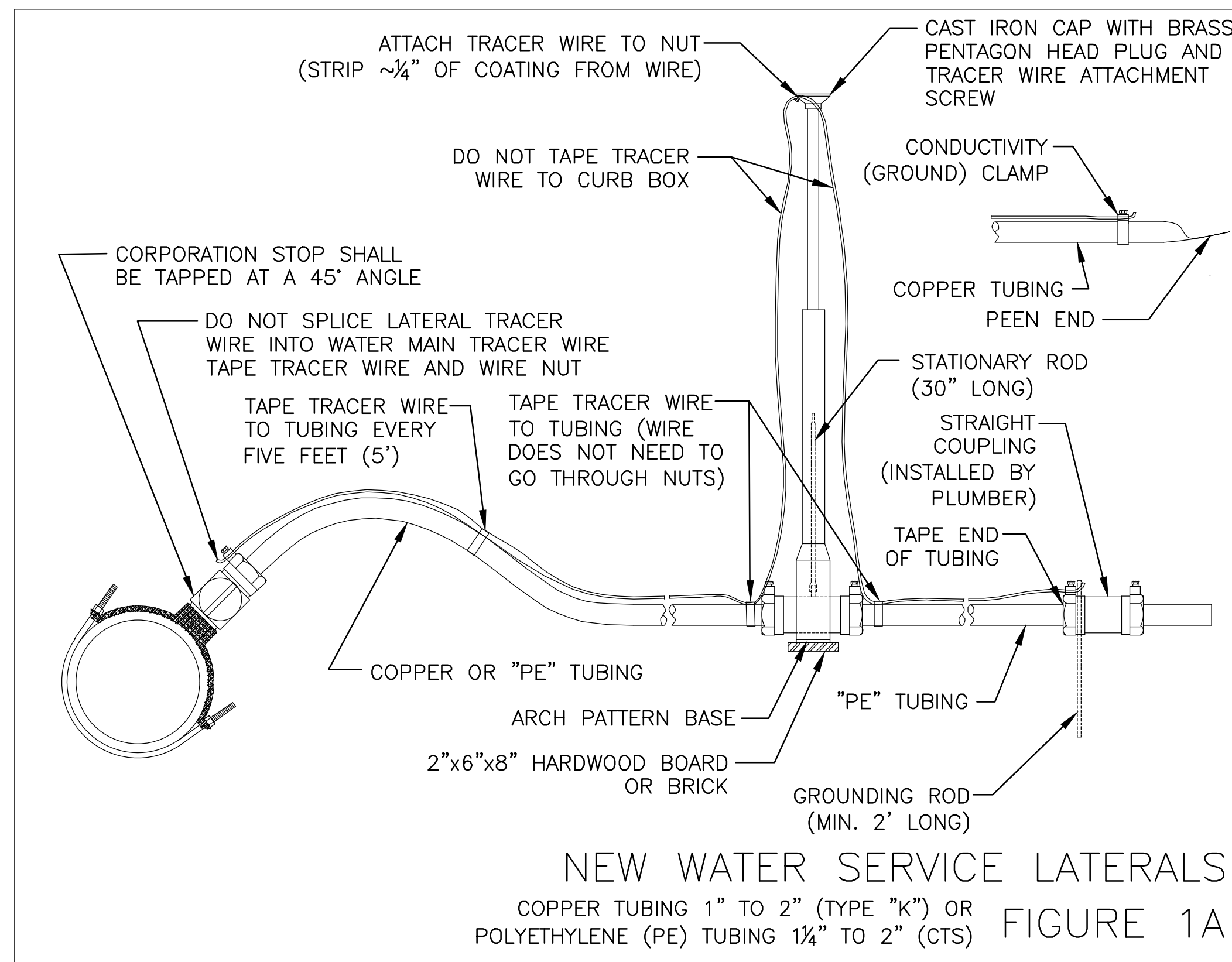
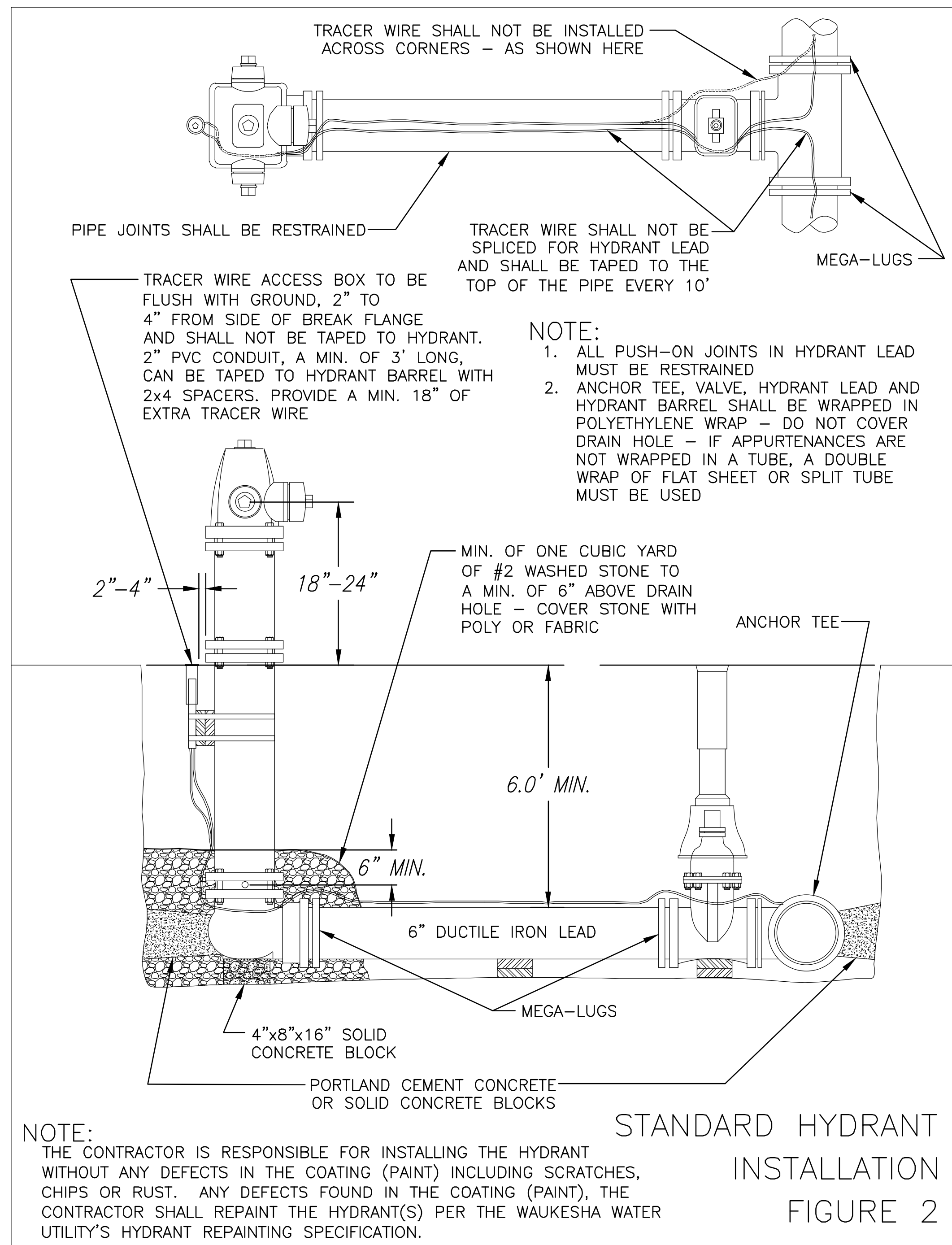
DATE: DECEMBER 13, 2023

JOB NUMBER: 23047

DESCRIPTION: CONSTRUCTION NOTES & DETAILS

SHEET

C3.00



Chimney Rings:
The entire chimney on all sanitary and storm manholes shall consist of adjustment rings manufactured from ARPRO Expanded Polypropylene (EPP). The rings shall be manufactured using a high compression molding process to produce a finished density of 120 g/l (7.5 pct). Material shall be Pro-Ring as supplied by Cretec Specialty Products.

The chimneys on new manholes are to be built to the proposed grades and shall be minimum height of 4 inches and a maximum height of 8 inches.

Installation Notes:

- Installation and surface preparation shall be in accordance with the manufacturer's instructions.
- Repair any surface defects or irregularities of the top of the manhole using a uniform bed of non-sink grout meeting the requirements noted below.
- The joint between the first grating ring and manhole cone shall be sealed using an adhesive/sealant meeting the requirements noted below.
- The joints between all manhole adjustment rings shall be sealed using an adhesive/sealant noted below.
- The joint between the top manhole adjustment ring and the frame shall not be sealed with adhesive/sealant. On sanitary manholes, this joint will be sealed with an internal frame-chimney seal. The width of the seal shall be the minimum that is necessary to seal the joint between the frame and the Expanded Polypropylene (EPP) rings. Seal shall be manufactured by Cretec Specialty Products.
- All castings shall be centered over the opening of the curb and adjusting rings. The top adjusting ring upon which the casting is set shall be level from side to side unless a pitch is required to match the surface in paved areas.

Any non-sink mortar grout shall be Isotop-Pengrout manufactured by IFA Systems, Inc. (www.ipasystems.com) or Engineer approved equal. The material shall contain a balanced blend of washed and graded silica sand, finely ground Portland cement, and applicable special additive(s). Contractor must supply the Engineer with verification of the product used.

Any adhesive or sealant used for watertight installation of the Pre-Ring manhole grade adjustment rings shall be M-1 Structural Adhesive/Sealant or equal meeting the following specifications:

- ASTM C-920, Type S, Grade NS, Class 25, Uses NT, T, M, G, A, and O
- Federal Specification TT-S-00230-C Type II, Class A
- Corps of Engineers CRD-C-541, Type II, Class A
- Canadian Standards Board CAN 19, 13-M82
- AAMA 802.3-08 Type II, AAMA 803.3-08 Type I and AAMA 805.2-08 Group C


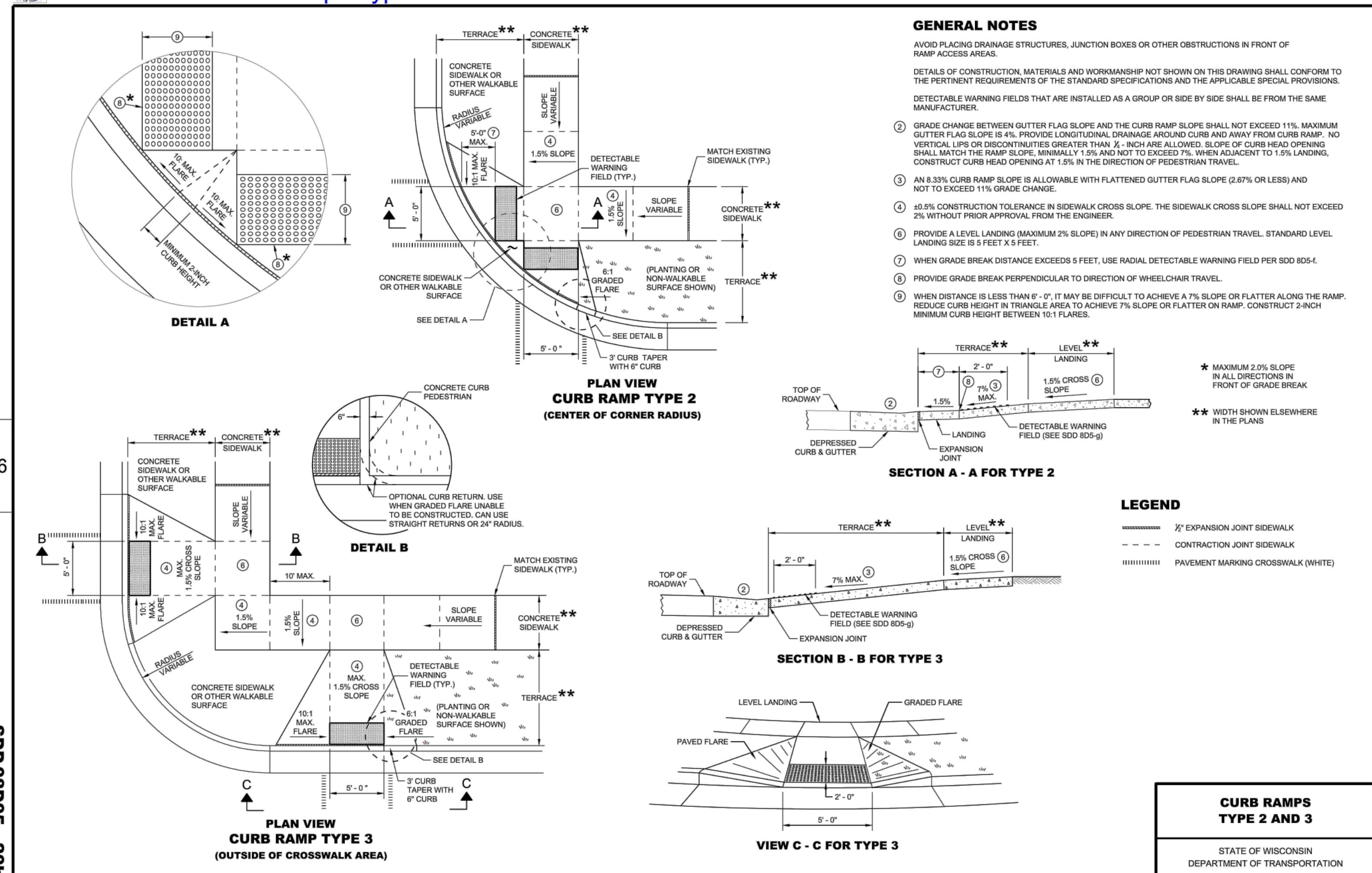
No other material shall be used in the construction of the chimney section beyond those materials indicated above. This includes wood shims, bricks, stones, etc.

Chimney Seals:

The contractor shall install chimney seals in all sanitary manholes. The width of the seal shall be the minimum that is necessary to seal the joint between the frame and the Expanded Polypropylene (EPP) rings. Seal shall be manufactured by Cretec Specialty Products.

STORM & SANITARY MH CHIMNEY RING & SEAL

SDD 08D05-b Curb Ramps Types 2 and 3



4100 N. CALHOUN ROAD, SUITE 300
BROOKFIELD, WI 53005
PHONE: (262) 790-1480
FAX: (262) 790-1481
EMAIL: info@trioeng.com

PROJECT:
OLDE FARM
SINGLE FAMILY RESIDENTIAL SUBDIVISION
CITY OF WAUKESHA, WISCONSIN
BY: BIELINSKI HOMES
1830 MEADOW LN, SUITE A
PEWAUKEE, WI 53072

X:\2023\23-047-966 OLDE FARM (HOWELL) - WAUKESHA\DRAWINGS\CONSTRUCTION PLANS\OLDE FARM_COVER & DETAILS-22X34.DWG

PROJECT SPECIFICATIONS

The work contained in this Contract is to be done in accordance with the Specifications for Water Main & Service Lateral Materials and Installation of Water Main & Appurtenances for Waukesha Water Utility of the City of Waukesha dated 2019, the regulations of the Wisconsin Department of Natural Resources (WDNR), AWWA Specifications, Manufacturers' Recommendations, City of Waukesha Standard Construction Specifications (for sewer construction), Standard Specifications for Sewer and Water Construction in Wisconsin, Sixth Edition and City of Waukesha's Department of Public Works Standard Construction Specifications, Latest Edition.

All applicable sections of the revised City of Waukesha Standard Construction Specifications (for sewer construction) are available at the office of the Director of Public Works. The City of Waukesha's Department of Public Works Standard Construction Specifications, Latest Edition, are available online at <http://waukesha-wi.gov/DocumentCenter/View/73829> or at the Office of Director of Public Works, Waukesha City Hall Annex, 130 Delafield Street.

General Underground

The Contractor shall be solely responsible for providing trench support in accordance with all applicable State and Federal regulations. The Owner and Inspector shall be held harmless in all matters regarding shoring and bracing.

Backfill:

Compacted granular backfill is required throughout. Granular backfill must meet the gradation requirements according to Section 6.43.4 Table 39 of the Standard Specifications for Sewer and Water Construction in Wisconsin, Sixth Edition. The compacted material shall have an initial lift of 2-Feet and subsequent lifts of 1-Foot.

The Contractor for this project will be required to meet a minimum compaction of 95% Standard Proctor Density in the top three feet of the granular backfill and 90% Standard Proctor Density in the remaining depth of the trench. Testing will be done by owner at no cost to the Contractor for water main. The Contractor will be required to expose areas of the trench for the desired depth for testing. Compaction testing shall be completed by the Contractor for the utilities other than water main. Diurnal testing reports shall be submitted to the Owner on a weekly basis for informational purposes.

The top 12-Inches of all trenches shall consist of 1 ¼-inch traffic bond stone.

Stone chips are required 4-Inch under and 12-Inch over the pipe as a minimum. Sand is required around all copper water laterals and brass fittings.

Water Main

An Owner representative shall provide inspection for the Waukesha Water Utility. Contractor shall provide 72 hours (3 work days) notice of the anticipated need for inspection services. No work shall be undertaken without an inspector being on site without the permission of the owner. Payment of work may be ordered, for work accomplished without an inspector present or without the approval of the Owner.

Existing valves and hydrants shall be operated only by the Waukesha Water Utility personnel or in the presence of the inspector, as authorized by the Waukesha Water Utility.

All water main materials and procedures shall be in accordance with Waukesha Water Utility specifications dated November 21, 2019.

Materials:

All 8" & 8" water main shall be Polyvinyl Chloride (Class DR-18) AWWA C-900, DR-18, Pressure Class 235 psi.

All water service laterals shall be 'PE' Tubing.

The Waukesha Water Utility will provide the tapping sleeve, tapping valve, the valve box for the tapping valve and will tap the existing water main. The Contractor shall provide the trench, trench shield and a means for lowering the tapping machine.

Contractor shall provide all materials (pipe, fittings, valves, hydrants, accessories and sterilizing chemicals), equipment and labor to install the water main and appurtenances.

The Contractor shall submit to the Inspector and Owner, for approval, a list of all materials he/she intends to use prior to ordering and delivery to the job site, including the names of all material suppliers.

Storage of materials for construction will be permitted on the job site with prior Owner approval. Care shall be taken to avoid blocking driveways or interfering with traffic.

All water mains shall be tested in full accordance with the requirements of Chapter 4.15.0 and Section 5.5.18 of the Standard Specifications for Sewer and Water Construction in Wisconsin.

In addition to the above referenced State specifications, the following will apply for all water main flushing activities associated with this project. The contractor will be responsible for the addition of any temporary standpipes or temporary hydrants (may be supplied by the WWU, when available) as shown on the plans and as required for completion of the flushing and disinfection portions of the water main work. A minimum of twenty-four (24) hours after the water main has been filled; flush out the super chlorinated water from the water main. The super chlorinated water must be flushed using a fire hose or other approved DIRECT conveyance device into a tanker, into the sanitary sewer (with prior City Engineering Approval Required) or onto a neutralizer to keep the environment safe. Only the super chlorinated water should be flushed per the aforementioned methods. Once the super chlorinated water has been flushed, additional flushing methods should be used. These flushing methods must use the appropriate number of hoses or other DIRECT conveyance devices to reach the minimum water flow rate of two and half (2½) feet per second of water flow in the main as required for proper flushing. These hoses or devices must be supplied, installed and removed by the Contractor. THE WATER MUST BE DISCHARGED IN

SUCH A MANNER AS TO NOT PROMOTE EROSION OF THE AREA OR MOVEMENT OF SITE MATERIALS OFF SITE OR INTO THE STORM SEWER SYSTEM. This water discharge directly into an established storm sewer inlet, or conveyance to a clean and paved surface to utilize the existing curbs and storm sewer system. Flow of water from flushing or testing directly across disturbed surfaces will not be allowed. Flow of water within an existing curb and gutter line will only be allowed if the area is completely free of gravel and debris and if the flow fully remains on the undisturbed surface. It may be necessary to remove the inlet protection used during construction for the periods when flushing is occurring; these protections must be properly replaced when flushing has ended. Depending on the situation, it may also be necessary to stub up a temporary storm sewer inlet at flushing points if the distance to an established storm sewer system is too great.

The Contractor shall furnish and install all water main and fittings including tracer wire, bedding, cover and compacted granular backfill. The Contractor shall also provide the chlorination, flushing and pressure testing per the listed specifications. Whenever possible, maintaining a depth of six feet (6') of cover over the water main is preferred. The plan profile views show the approximate depth of the existing crossing utilities, which were marked at the time of the survey, except the sanitary sewer laterals. The Contractor is responsible for field verifying all existing utilities, to determine the proposed water main depth, including but not limited to the existing water mains, hydrant leads and laterals, sanitary sewer mains and laterals, storm sewers, gas mains and laterals, all electrical, telephone and fiber optic lines. Any damage that may be done to the service laterals or any existing utility will be the sole responsibility of the Contractor. The Contractor is responsible for the necessary materials, excavation, backfill, compaction and maintenance of ditches for this work.

The Contractor shall furnish and install all gate valves and valve boxes including polyethylene wrap, bedding, cover and compacted granular backfill. The Contractor shall check all nuts and bolts for tightness, prior to installing valves. Any valve nut that needs to be placed deeper than seven feet (7.0') below finished grade, the Contractor shall install a valve extension on the nut. The top of the valve nut extension shall be between 4' and 6' from the finished grade. The Contractor is responsible for the necessary materials, excavation, backfill, compaction and maintenance of ditches for this work.

The Contractor shall furnish and install all hydrant assemblies, which includes anchor tees, 6" hydrant valves and valve boxes and 6" ductile iron hydrant leads including bedding, cover and compacted granular backfill. The Contractor shall check all nuts and bolts for tightness, prior to installing hydrants.

The front nozzle must be a minimum of eighteen inches (18") behind the back of curb or as shown on the plans and the center of the nozzle shall be between 18" and 24" above final grade. The tracer wire access box shall be installed during the hydrant installation, per Figure 2 of the WWU Standard Specifications. The Contractor shall also provide the chlorination, flushing and pressure testing per the listed specifications. The Contractor is responsible for the necessary materials, excavation, backfill, compaction and maintenance of ditches for this work. The cost of this work shall be paid for under the Unit Bid Item "Furnish and Install Hydrant Assembly".

THE CONTRACTOR WILL NEED TO INSTALL A 5 POUND ANODE BAG TO EACH COPPER SERVICE LATERAL. THE WAUKESHA WATER UTILITY WILL PROVIDE THE ANODES. THE CONNECTION SHALL BE MADE ON THE FITTING END THAT CONNECTS TO THE COPPER PIPE, IN THE TRACER WIRE ATTACHMENT NUT.

Water Service Laterals:

The Contractor shall tap the new water main for a 1 1/4" service using an 8"x1 1/4" tapping saddle for PVC water main or a direct tap for D.I. water main using a 1 1/4" corporation and connect the existing copper service lateral into the corporation. There should be no pipe required for these services; the existing copper should be able to be bent into the new 1 1/4" corporation. All copper pipe connections to be compression connections.

Sanitary Sewer

All pipe must be inspected and marked prior to delivery to the job by an accredited testing laboratory.

The Contractor shall be responsible for providing all pumps, conduits, and other equipment required to divert the flow of sewage around the work area. The Contractor shall insure that surcharging and backups do not occur on public and private property. The Contractor will be required to make a temporary connection between the existing and proposed sewers and remove any diversion methods at the end of the day.

Install a plug in sanitary sewer prior to starting at most downstream manhole. Plug shall be installed and secured in new sewer at existing manhole and remain in place until site is stable & removal is approved by City.

Materials:

All 8" sanitary sewer shall be Polyvinyl Chloride SDR-35.

All sanitary laterals shall be 6" Polyvinyl Chloride SDR-35.

Storm Sewer

The Contractor shall use reinforced concrete sewer pipe (R.C.S.P.) for the proposed storm sewer. All pipes shall have an approved gasket joint. The Contractor will be required to use the following pipe classes:

- Class V for 12-Inch diameter pipe
- Class IV for 15-Inch diameter pipe
- Class III for 18+ -Inch diameter pipe

All pipe must be inspected and marked prior to delivery to the job by an accredited testing laboratory. The cost for this work shall be included in the bid items for storm sewer pipe.

Backfill:

Backfill storm sewer in accordance with section 3.1.14 of the City of Waukesha 2022 development handbook.

All manholes and inlets are to be sized according to manufacturer recommendations. Storm inlets shall be 24-Inch X 36-Inch unless larger is necessary. Manholes and inlets are to be precast.

A 2-Foot sump is required in all storm catch basin inlet structures.

The connections to the existing manholes or sewers shall be in a method approved by the Engineer.

The Contractor is responsible for protecting the proposed storm sewer during all stages of construction. Prior to paving, the Contractor shall inspect the storm sewer for damage.

Manhole Chimneys

The entire chimney on all sanitary and storm manholes shall consist of adjustment rings manufactured from ARPRO Expanded Polypropylene (EPP). The rings shall be manufactured using a high compression molding process to produce a finished density of 120 g/l (7.5 pcf). Material shall be Pro-Ring as supplied by Cretex Specialty Products.

The replacement and any adjustment of chimneys on existing manholes within the paving limits shall consist of removing the entire chimney down to the cone section and replacing with the Pro-Rings to the proposed elevations.

The chimneys on new manholes are to be built to the proposed grades and shall be minimum height of 4 inches and a maximum height of 8 inches.

Installation Notes:

- Installation and surface preparation shall be in accordance with the manufacturer's instructions.
- Repair any surface defects or irregularities of the top of the manhole using a uniform bed of non-shrink grout meeting the requirements noted below.
- The joint between the first grade ring and manhole cone shall be sealed using an adhesive/sealant meeting the requirements noted below.
- The joints between all manhole adjustment rings shall be sealed using an adhesive/sealant noted below.
- The joint between the top manhole adjustment ring and the frame shall not be sealed with adhesive/sealant. On sanitary manholes, this joint will be sealed with an internal frame-chimney seal. The width of the seal shall be the minimum that is necessary to seal the joint between the frame and the Expanded Polypropylene (EPP) rings. Seal shall be manufactured by Cretex Specialty Products.
- All castings shall be centered over the opening of the corbel and adjusting rings. The top adjusting ring upon which the casting is paved shall be level from side to side unless a pitch is required to match the surface in paved areas.

Any non-shrink mortar grout shall be Ipatop-Penngrout manufactured by IPA Systems, Inc. (www.ipasystems.com) or Engineer approved equal. The material shall contain a balanced blend of washed and graded silica sand, finely ground Portland cement, and applicable special additive(s). Contractor must supply the Engineer with verification of the product used.

Any adhesive or sealant used for watertight installation of the Pro-Ring manhole grade adjustment rings shall be M-1 Structural Adhesive/Sealant or equal meeting the following specifications:

- ASTM C-920, Type S, Grade NS, Class 25, Uses NT, T, M, G, A and O
- Federal Specification TT-S-00230-C Type II, Class A
- Corps of Engineers CRD-C-541, Type II, Class A
- Canadian Standards Board CAN 19, 13-M62
- AAMA 802.3-08 Type II, AAMA 803.3-08 Type I and AAMA 805.2-08 Group C

No other material shall be used in the construction of the chimney section beyond those materials indicated above. This includes wood shims, bricks, stones, etc.

The contractor shall install chimney seals in all sanitary manholes under this contract. The width of the seal shall be the minimum that is necessary to seal the joint between the frame and the Expanded Polypropylene (EPP) rings. Seal shall be manufactured by Cretex Specialty Products.

Aggregate

Materials:

The Contractor shall supply and place aggregate according to the Wisconsin Department of Transportation Specifications for Highway and Structure Construction, Latest Edition, Section 305, titled Dense Graded Base.

The Contractor will have the option of using Crushed Stone or Crushed Concrete that meets the 1½-inch gradation. The Contractor shall provide a sieve analysis of the material to be used for approval. The thickness of base courses is listed in the above table and differs for either asphalt or concrete pavement.

Concrete

Materials:

The concrete used in this contract shall conform to the State of Wisconsin Department of Transportation Standard Specifications for Highway and Structure Construction, Latest Edition, Section 501, titled Concrete. All concrete used in the work under the contract shall be Air Entrained Concrete. Grade A, Grade A2 or Grade A-FA with Class C Fly Ash.

The concrete curb and gutter shall be constructed with 30-Inch combination concrete curb and gutter

There shall be curb ramps constructed at all crosswalks as designated on the plans. The ramps to be constructed shall conform to the Wisconsin DOT standard detail drawings (S.D.D. 8 D 5-15 b) included in the drawings.

The Contractor shall make sure each ramp complies with regulations before it is poured. In order to achieve the correct slope the adjacent walk may be lowered, which will then require additional grading, topsoiling, and sodding behind the walk.

All curb ramps constructed must have a detectable warning field. Use Neenah Foundry's 2-Foot x 2-Foot quick connect or 2-Foot x 4-Foot solid panels in construction yellow, or its approved equivalent.

Concrete Testing

Concrete testing shall be done at Contractors expense.

1.Concrete Cylinders:

- a. For every concrete pour less than 100 cubic yards, 4 cylinders shall be made and tested.
- b. For every concrete pour more than 100 cubic yards, 4 cylinders shall be made and tested for every 100 cubic yards or parts thereof poured.
2. Slump Tests: To be ordered by the Engineer.
3. Air Tests: To be ordered by the Engineer.

At any time the Engineer requires additional concrete tests to be performed, the contractor shall comply. These additional tests will be at the Contractor's expense.

Any concrete found not to meet City requirements, will be removed and replaced by the Contractor at the Contractor's expense.

All tests to be performed by an approved independent testing laboratory. Testing Company will supply the City all reports within 24-hours of testing.

Hot Mix Asphalt (HMA) Pavement

Materials:

Hot Mix Asphalt in this contract shall conform to the State of Wisconsin Department of Transportation Specifications for Highway and Structure Construction, Latest Edition, Section 460, titled Hot Mix Asphalt (HMA) Pavement.

If the hot mix asphalt pavement (HMA) alternative selected, the proposed HMA roadway thickness shall be 5-Inches and will be paid for by the ton of HMA pavement. The pavement shall consist of the following:

- Lower course: 3 - Inch HMA Pavement, Type 3 LT 58-28 S (One Lift)
- Surface course: 2 - Inch HMA Pavement, Type 5 LT 58-28 H

The Contractor shall provide a current mix design that will be used on the project.

A pre-paving meeting shall be held with the Paving Contractor, the General Contractor and the City of Waukesha prior to paving to review paving procedures (i.e. to minimize cold joints).

The Contractor shall provide and maintain a quality control program according to the State of Wisconsin Quality Management Program for HMA pavement. It is anticipated that the tests performed and the schedule of testing will strictly follow the guidelines of the State of Wisconsin

QMP in the early stages of the contract. As the contract proceeds toward completion, the testing and schedule may be relaxed or even suspended by the Engineer depending upon results obtained from tests performed earlier in the contract. The Contractor will test material from the plant at least once per day.

A quality control program is defined as all activities, including mix design, process control inspection, sampling and testing, and necessary adjustments in the process that are related to the production of a HMA pavement which meets the requirements of the specifications. Payment for the Quality Management Program will be included in the per ton price of the HMA pavement.

During the placement of the lower and surface courses of HMA pavement, the Contractor shall provide Nuclear Density Testing of the pavement. Tests shall be according to Section 460.3.3 of the State of Wisconsin Department of Transportations Standard Specifications for Highway and Structure Construction, Latest Edition except the random testing schedule shall be one test per 100-Tons of HMA pavement placed within a single layer. All testing shall be included in the price of the HMA pavement. The Contractor will be required to submit test reports.

Prior to placement of the lower course, all butt joints shall be inspected to assure a clean edge. If the edge has deteriorated, it shall be re-sawcut. The re-sawing of a butt joint at the pavement limits will not be paid for. Final approval of the lower courses must be obtained prior to the placement of the surface course.

The courses must be placed on separate days unless approved by the Engineer.

All landscaping must be completed before the surface course can be placed.

After the lower course and before the surface course is placed, all butt joints shall be inspected to assure a clean edge. A partial depth sawcut may be required to provide a clean edge, if the edge has deteriorated.

The Contractor is responsible for sweeping the street before the placement of the next course. The cost of street sweeping will be included in the per ton price of the asphalt quantities.

Tack shall be applied to the lower course, at a rate of 0.10 gallons per square yard, prior to the placement of the next HMA pavement course. The cost of the tack is to be included in the price of the asphalt quantities.

Manholes, valves and other street structures may be adjusted to final grade prior to the placement of the lower course. Any street structure found to be adjusted to the wrong elevation after the lower course has been placed must be readjusted prior to the placement of the surface course. Manholes and street structures raised to final grade prior to the placement of the lower course must be ramped with asphalt until the surface course is placed. Prior to the placement of the surface course the Contractor shall remove these ramps.

A proof roll with a fully loaded ti-axle dump truck is required to be observed and approved by City staff prior to filling over native soils within the right of way areas, and of the subbase prior to installation of the stone base course. Undercut areas will be marked and shall be corrected to obtain an approved proof roll.

Surface Tolerances:

Surface tolerances shall follow the City of Waukesha Standard Construction Specifications, 1972 Edition, Part VII, Titled Asphalt Construction, Section B No. 16 except as provided:

- Surface tolerance at concrete curb flange at curb ramp locations - the HMA Pavement surface shall be placed flush with the flange of the concrete curb at all curb ramp locations. If the surface is installed greater than 1/8-inch above the curb flange at the curb ramps, the Contractor shall be required to remedy as directed by the Engineer.
- Surface tolerance at concrete curb flange - the HMA Pavement surface shall be placed no higher than 1/4-inch above the flange of the concrete curb and gutter at all locations other than at curb ramps. If the surface is installed greater than 3/8-inch above the curb flange, the Contractor shall be required to remedy as directed by the Engineer.
- Surface tolerance of street structures- Manholes, valves and other street structures shall be adjusted to 1/4-inch below the HMA Pavement surface.
- Structure below HMA Pavement - Locations where structures are found to be between 1/4-inch and 1/2-inch below the pavement surface will not require remediation. Structures found to be greater than a 1/2-inch below the proposed HMA Pavement surface will require correction as directed by the Engineer.
- Structure above HMA Pavement - Structures found to be greater than 1/4-inch above the proposed HMA Pavement surface will require correction as directed by the Engineer.

Filling in Public Right-of-Way Areas

The construction of public streets shall be excavated and filled to the typical sections as shown on the plans.

All topsoil and organics shall be stripped and the native soil shall be proof rolled prior to placing fill. Fill shall be placed in lifts no larger than 12 inches. Fill material shall contain no particles larger than two (2") inches in diameter in the top two feet blow the subgrade.

The subgrade shall be comprised of sound inorganic material free from topsoil or other deleterious material. Acceptable excavated subgrade material shall be moved to locations on this project where fill is required. All fill shall be compacted to 95% of the maximum dry density as determined by the Standard Proctor method (ASTM D698). Reports shall be provided to the City for filing.

Prior to placement of any base course material on the public roadway subgrade, the City of Waukesha or their representative engineer must check subgrade for proper compaction and grade.

Warranty for Public Infrastructure


The sewer work included in this Contract (excluding manufacturers warranties which may be longer) shall be and is warranted for a period of one (1) year from the completion date of work and as further detailed in the Standard Specifications for Sewer and Water Construction in Wisconsin.

The guarantee (warranty) period for all asphalt work in this Contract shall be two (2) years from the final completion date. Pavement deficiencies found within the 2 year warranty period shall be addressed as noted below:

- All paving joints (longitudinal and transverse) that open shall be routed and crack sealed as determined by the Engineer.
 - All pre-mature cracks shall be crack sealed or routed and crack sealed as determined by the Engineer.
 - Any other pavement irregularities shall be addressed in a method approved by the Engineer.
- If deficiencies are discovered within the 2 year warranty period, an additional 1 year warranty will be required after the deficiencies have been addressed.

The guarantee (warranty) period for all concrete work in this Contract shall be two (2) years from the final completion date. If deficiencies are discovered within the 2 year warranty period, an additional 1 year warranty will be required after the deficiencies have been addressed.

The guarantee (warranty) period for all topsoil, sod and restoration work in this contract shall be one (1) year from the final completion date.



4100 N. CALHOUN ROAD, SUITE 300
BROOKFIELD, WI 53005
PHONE: (262) 790-1480
FAX: (262) 790-1481
EMAIL: info@trioeng.com

PROJECT:
OLDE FARM
SINGLE FAMILY RESIDENTIAL SUBDIVISION
CITY OF WAUKESHA, WISCONSIN
BY: BIELINSKI HOMES
1830 MEADOW LN, SUITE A
PEWAUKEE, WI 53072

REVISION HISTORY

DATE	DESCRIPTION
12/13/2023	PRELIM. CIVL. SUBMITTAL

DATE:

DECEMBER 13, 2023

JOB NUMBER:

23047

DESCRIPTION:

PROJECT SPECIFICATIONS

SHEET

C3.02