





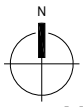




- KEY**
-  PRIMARY ACCESS
  -  NEIGHBORHOOD CONNECTION
  -  PATH CIRCULATION
  -  PARK BOUNDARY
  -  PARKING AREA
  -  FITNESS STATION

Scale: 0 140



**MEADOWVIEW PARK - MASTER PLAN**

SAA Design Group, Inc. | 101 east Badger Road Madison WI 53713 | t 608.255.0800 | f 608.255.7750 | www.saa-madison.com | #2605