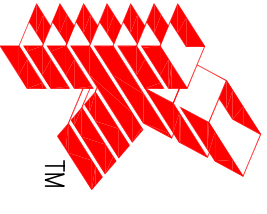


A NEW BUILDING FOR NORTHERN CENTRAL UTILITY WAUKESHA, WISCONSIN



Keller
PLANNERS | ARCHITECTS | BUILDERS

FOX CITIES 1216 State Road 59 P.O. Box 620 54120 Rockford, IL 61105 PHONE: 815.398.5259 FAX: 815.398.5254	MADISON 711 Lodi Drive Sun Prairie, WI 53590 PHONE: 608.318.2288 FAX: 608.318.2337	MILWAUKEE 5005 Latic Avenue Menasha, WI 54401 PHONE: 715.443.3141 FAX: 715.443.3141
---	---	--

www.kellerbuilds.com

A NEW BUILDING FOR:

NORTH CENTRAL UTILITY

1100 SILVERNAIL RD.

WAUKESHA, WISCONSIN 53187

"COPYRIGHT NOTICE"

This design, drawing and detail is the property of Keller, Inc. No part thereof shall be copied, duplicated, distributed, displayed or made available to any person without the express written consent of KELLER, INC.

REVISIONS

PROJECT MANAGER: D. STUBBS
ARCHITECT: K. SPERL
DRAWN BY: S. BURTON
EXPEEDITOR: B. SCHUELEKE
SUPERVISOR: D. CRAKER
PRELIMINARY NO.: 65130
CONTRACT NO.: 65130
DATE: 8-18-17
SHEET: T1.0

GENERAL NOTES

THESE DRAWINGS COVER STRUCTURAL AND GENERAL CONSTRUCTION WORK UNDER ALL WORK SHALL conform to STATE AND LOCAL CODES WHICH APPLY TO THE BUILDING SITE, AND SHALL BE DONE IN A WORKMANLIKE MANNER.

THE CONTRACTOR SHALL FAMILIARIZE HIMSELF WITH ALL ARCHITECTURAL, MECHANICAL AND ELECTRICAL DRAWINGS TO VERIFY THE SIZES, RECESSES, DEPRESSIONS AND OTHER PROJECT REQUIREMENTS NOT SHOWN ON THE STRUCTURAL DRAWINGS.

OPENINGS SHOWN ON THE STRUCTURAL DRAWINGS SHALL NOT BE REVISED WITHOUT WRITTEN APPROVAL FROM THE ARCHITECT.

CONTRACTOR SHALL FIELD VERIFY ALL DIMENSIONS, ELEVATIONS AND CONDITIONS AND NOTIFY ARCHITECT OF ANY DISCREPANCIES. THE TYPICAL DETAILS SHOWN ON THE DRAWINGS SHALL BE APPLICABLE TO ALL PARTS OF THE CONTRACT DRAWINGS UNLESS SPECIFICALLY NOTED OTHERWISE.

THE CONTRACTOR SHALL BE SOLELY RESPONSIBLE FOR JOB SAFETY DURING CONSTRUCTION.

PROJECT INFORMATION

CONSTRUCTION CLASSIFICATION

TYPE 11B

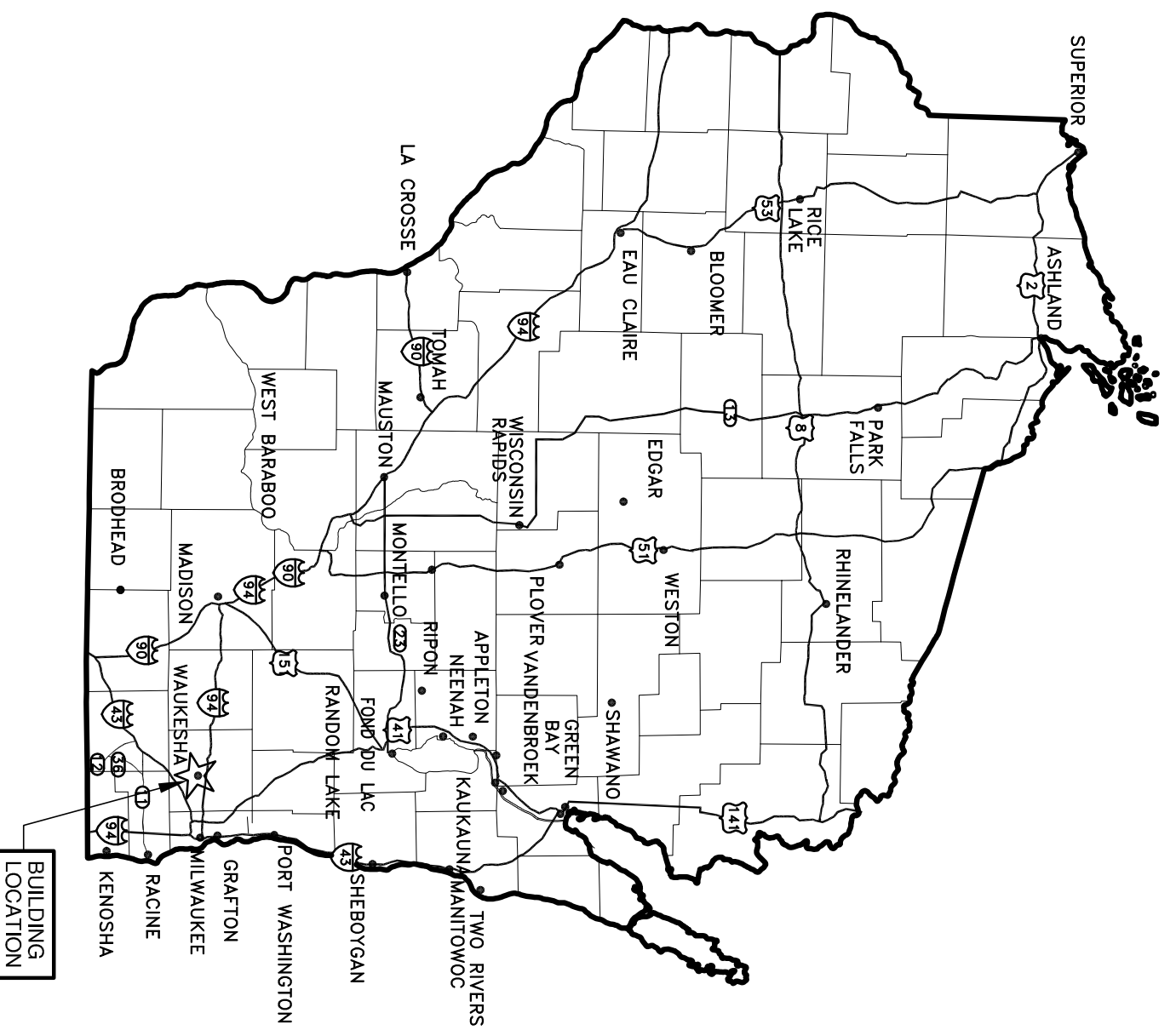
FIRE AREAS

OCCUPANCY

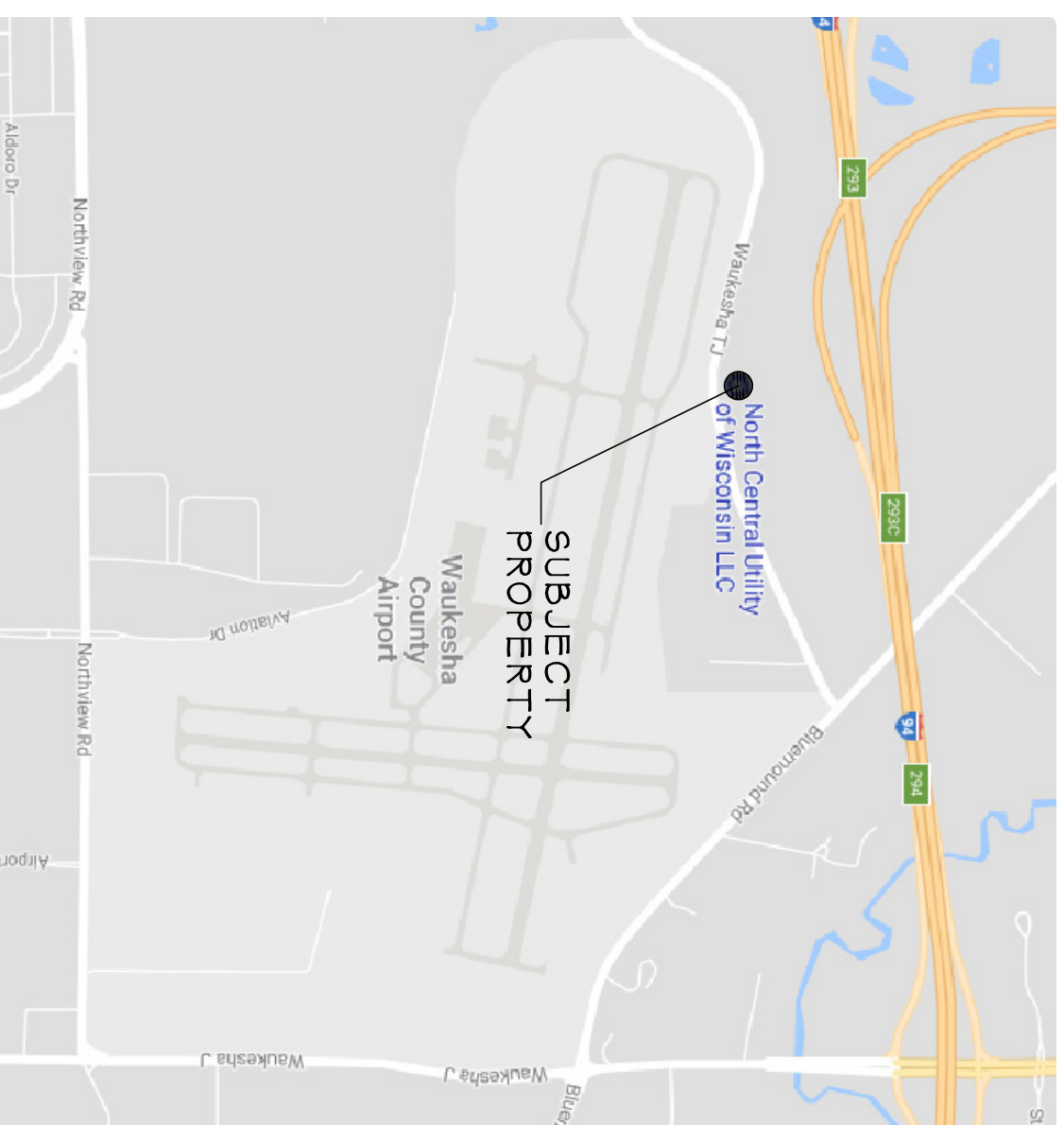
11S-111 - STORAGE
11B11 - BUSINESS
ACCESSORY - 11W11 - MERCANTILE

ALLOWABLE AREA

CHAPTER 5	TABLE 502	FRONTAGE INCREASE	TOTAL ALLOWABLE
11S-111 - STORAGE	17,500 SF	13,125 SF	30,625 SF
11B11 - BUSINESS	23,000 SF		
CHAPTER 9	PER FIRE AREA	TOTAL FIRE AREAS	
11S-111 - STORAGE	12,000 SF		24,000 SF
11B11 - BUSINESS	-----		



LOCATION MAP



"ISSUED FOR CONSTRUCTION"