



CITY OF WAUKESHA

ANNUAL BUDGET

2020

2020 Executive Operating Budget

Table of Contents

Fund		Page #
	<u>Mayor's Message</u>	<u>1</u>
	<u>Executive Summary Letter</u>	<u>2 - 6</u>
	<u>City Profile</u>	<u>7 - 18</u>
	<u>Waukesha & Comparable Communities</u>	<u>19 - 25</u>
	<u>Case Study: Before and After School</u>	<u>26 - 27</u>
	<u>Case Study: Online Permitting</u>	<u>28 - 29</u>
	<u>Notice of Public Hearing</u>	<u>30</u>
100	<u>Consolidated Budget Summary</u>	<u>31 - 34</u>
	<u>Outstanding Debt Summary</u>	<u>35</u>
100	<u>General Fund</u>	<u>36</u>
	<u>General Fund Revenues</u>	<u>37 - 45</u>
	<u>General Fund Expenditures</u>	<u>46</u>
	<u>General Government</u>	<u>47</u>
	<u>Administration</u>	<u>48</u>
	<u>City Administrator</u>	<u>49 - 50</u>
	<u>Mayor's Office</u>	<u>51 - 52</u>
	<u>City Council</u>	<u>53</u>
	<u>Municipal Court</u>	<u>54 - 55</u>
	<u>Human Resources</u>	<u>56 - 59</u>
	<u>Assessor's Office</u>	<u>60 - 61</u>
	<u>Finance</u>	<u>62 - 63</u>
	<u>City Clerk/Treasurer</u>	<u>64</u>
	<u>Elections</u>	<u>65</u>
	<u>Treasurer</u>	<u>66</u>
	<u>Attorney's Office</u>	<u>67 - 68</u>
	<u>Community Development</u>	<u>69</u>
	<u>Planning</u>	<u>70</u>
	<u>Redevelopment Authority</u>	<u>71</u>
	<u>Landmarks</u>	<u>72</u>
	<u>Tourism</u>	<u>73</u>
	<u>Weed Control</u>	<u>74</u>
	<u>City Hall</u>	<u>75 - 76</u>
	<u>Information Technology</u>	<u>77 - 79</u>
	<u>Public Safety</u>	<u>80</u>
	<u>Police Department</u>	<u>81 - 92</u>
	<u>Fire Department</u>	<u>93 - 99</u>
	<u>Community Development-Building Inspection</u>	<u>100 - 101</u>

2020 Executive Operating Budget

Table of Contents

Fund		Page #
100 (Con't)	<u>Other Public Safety Services</u>	<u>102</u>
	<u>Emergency Government</u>	<u>103</u>
	<u>Police & Fire Commission</u>	<u>104</u>
	<u>Animal Shelter</u>	<u>105</u>
	<u>Police Reserve</u>	<u>106</u>
	<u>School Crossing Guards</u>	<u>107</u>
	<u>Weights & Measures</u>	<u>108</u>
	<u>Public Works</u>	<u>109</u>
	<u>Engineering Department</u>	<u>110 - 112</u>
	<u>Public Works/Street Maintenance</u>	<u>113 - 120</u>
	<u>Culture & Recreation</u>	<u>121</u>
	<u>Library</u>	<u>122 - 133</u>
	<u>Parks, Recreation & Forestry</u>	<u>134</u>
	<u>Parks</u>	<u>135 - 139</u>
	<u>Recreation</u>	<u>140 - 142</u>
	<u>Forestry</u>	<u>143</u>
	<u>Community Special Events</u>	<u>144 - 145</u>
	<u>Solid Waste Management</u>	<u>146</u>
	<u>Garbage Collection</u>	<u>147 - 148</u>
	<u>Composting</u>	<u>149 - 150</u>
	<u>West Ave. Landfill</u>	<u>151 - 152</u>
	<u>Recycling</u>	<u>153 - 154</u>
	<u>Non-Departmental</u>	<u>155</u>
	<u>Tax Assessment Refunds</u>	<u>156 - 157</u>
	<u>Property & Liability Insurance</u>	<u>158 - 159</u>
	<u>Unallocated Employee Benefits</u>	<u>160 - 161</u>
	<u>Contingency</u>	<u>162 - 163</u>
	<u>General Fund Operating Transfers</u>	<u>164 - 168</u>
	 <u>Special Revenue Funds</u>	 <u>169</u>
206	<u>Fire Historical Preservation</u>	<u>170 - 171</u>
207	<u>Citywide Fiber Maintenance</u>	<u>172 - 173</u>
225	<u>Parks & Recreation Special Revenue Fund</u>	<u>174 - 178</u>
226	<u>Carl Zach Cycling</u>	<u>179 - 180</u>
227	<u>Oktoberfest</u>	<u>181 - 182</u>
228	<u>Sponsorships (General) Events</u>	<u>183 - 187</u>
230	<u>Public Works Impact Fees</u>	<u>188 - 189</u>
232	<u>Private Development Construction Services</u>	<u>190 - 191</u>
240	<u>Parkland Dedication</u>	<u>192 - 193</u>
241	<u>Library Impact Fees</u>	<u>194 - 195</u>
242	<u>Police Department Impact Fees</u>	<u>196 - 197</u>

2020 Executive Operating Budget Table of Contents

Fund		Page #
243	Civic Band	198 - 199
244	Community Development Programs	200 - 201
265	Library Café	202 - 203
270	JanBoree Special Revenue	204 - 205
300	Debt Service Fund	206 - 207

Capital Projects Funds (See Community Investment Program document)

	Enterprise Funds	208
602	Parking Utility	209 - 215
603	Clean Water Plant	216 - 223
604	Prairie Home Cemetery	224 - 228
605	Clean Water - Return Flow	229 - 230
607	Waukesha Transit System	231 - 233
	Internal Service Funds	234
720	Printing	235 - 236
760	Dental & Life Insurance	237 - 240
761	Health Insurance	241 - 243
770	Other Insurances (Prop & Liab, Worker's Compensation, etc)	244 - 248
	Trust Funds	249
814	Emergency Medical Assistance Trust	250 - 252
817	Federal Confiscated Property Trust	253 - 255
818	State Confiscated Property Trust	256 - 257
819	Sick Leave Conversion	258 - 259
844	H.B. Mills Trust	260 - 261
841/842/845/850	Cemetery Trusts	262 - 266
843	Library Endowments	267 - 271

Placeholder for Mayor's Message



CITY ADMINISTRATOR

201 DELAFIELD STREET
WAUKESHA, WISCONSIN 53188-3633
TELEPHONE 262/524-3701 FAX 262/524-3899

Kevin M. Lahner
klahner@waukesha-wi.gov






To: Mayor and City Council
CC: Department Directors
From: Kevin Lahner, City Administrator
Subject: 2020 Executive Budget Summary
Date: September 20, 2019

Dear Honorable Mayor Shawn Reilly and Members of the City Council:

The proposed 2020 budget represents a tremendous amount of work by an extremely talented team of finance professional, department directors, and committed professionals. As I have stated in past years, while we will spend the next few months politely debating dollar figures of various amounts, the 2020 Budget Document is truly a policy document. It is a representation of the values of our community as expressed by our City Leaders. The values are expressed in terms of the amount of resources we have committed to our programs, departments and personnel.

Budget Values

Adopted in September of 2018, the Strategic Plan maintains our mission which is: *"We are dedicated to enhancing the community's quality of life through efficient, effective and responsive government."* The 2020 Budget is reflective of this mission. As you will see throughout the budget document, the proposed expenditures reflect a focus on this mission and the City's Strategic Plan Focus Areas. To that end, the budget document reports various measures and accomplishments related to these Strategic Plan Focus Areas. Additionally, the goals listed in each department are directly related to the Strategic Plan. The Strategic Plan Focus Areas are:

-  **Safe and Secure** - Work in Partnership with the community to prevent, response to, and mitigate unsafe conditions and emergencies with a focus on problem solving.
-  **Well Managed/Financially Sound** - Develop fiscally sound financial practices and effectively manage public resources within budgetary limitations. Be a good steward of public finances, continually seeking more efficient, cost effective ways to provide services.
-  **Customer Focused** - Provide prompt and responsive service with a caring attitude.
-  **Economically Strong and Diverse** - Use strategies and policies that are forward thinking to retain and expand existing businesses, attract new businesses and high-quality jobs, and promote quality redevelopment.
-  **Well Planned, Sustainable and Environmentally Sensitive** - Plan appropriately to be a City whose development, natural resources and public infrastructure are sustainable, accessible and environmentally sensitive while keeping pace with growth.





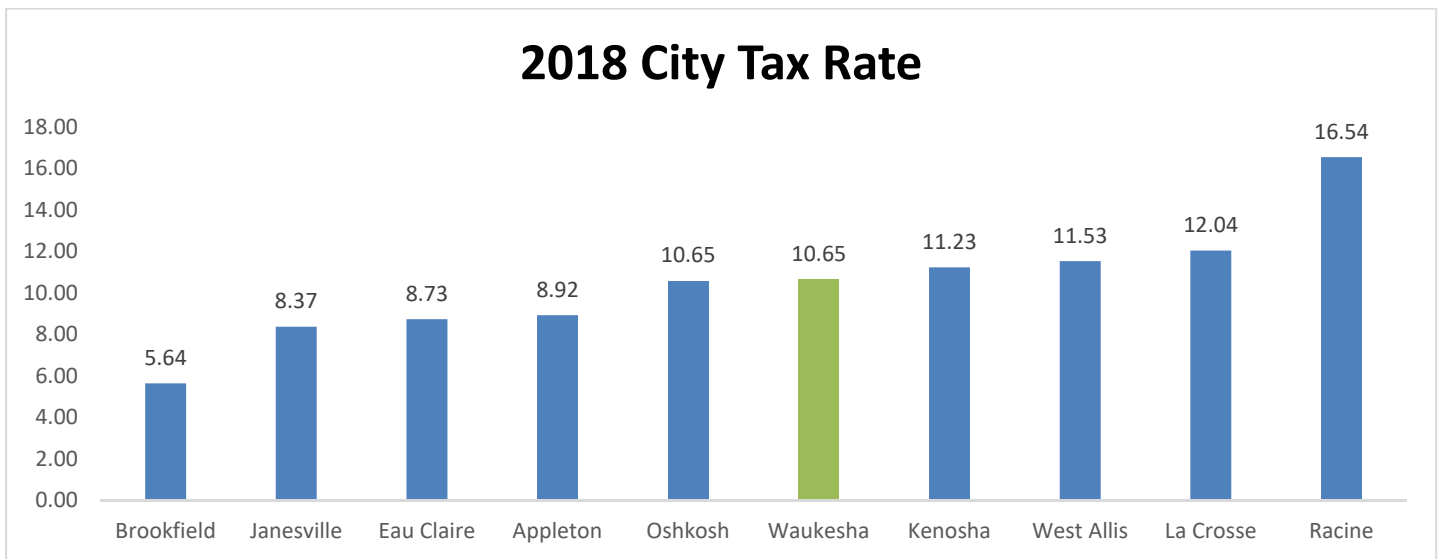
Civic, Cultural and Recreational Center for the Region - Foster exceptional programs, services and facilities that promote a continued renaissance highlighting our arts community, musical assets, library services, parks/open spaces and diverse recreational opportunities.



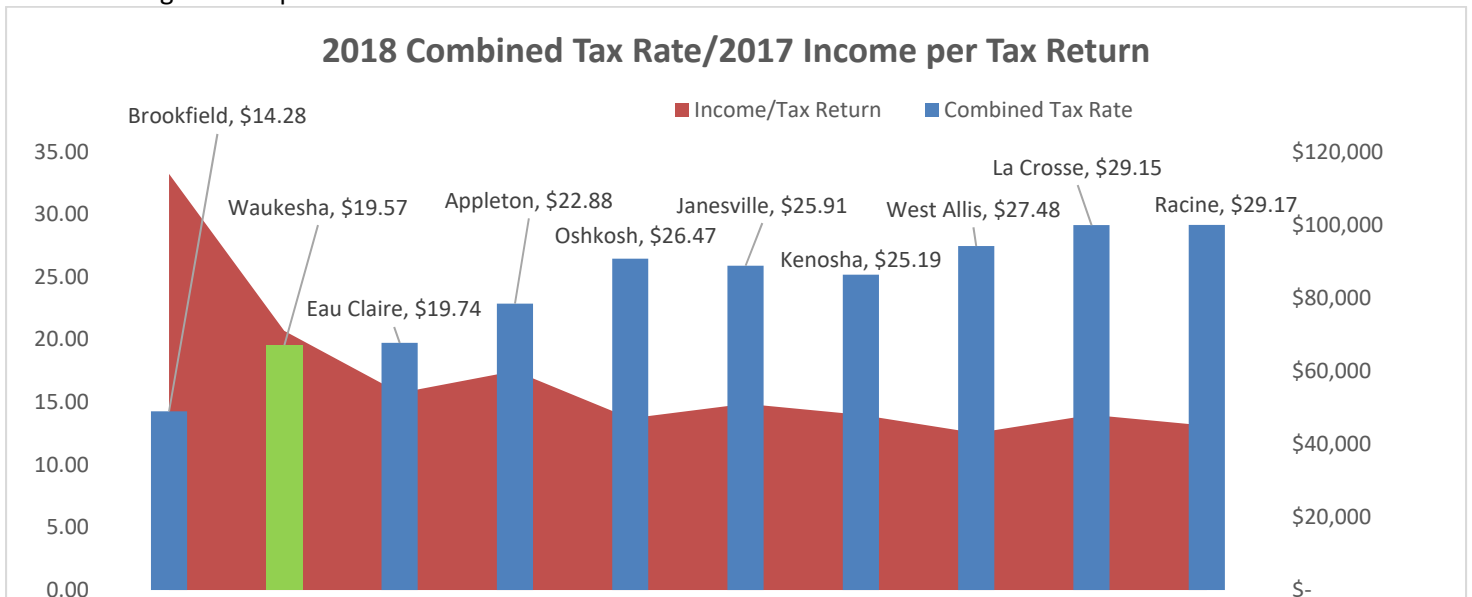
Vibrant Neighborhoods and Business Area - Promote attractive and clean neighborhoods with a sense of identity. Promote redevelopment while preserving historical assets.

Revenue and Taxes

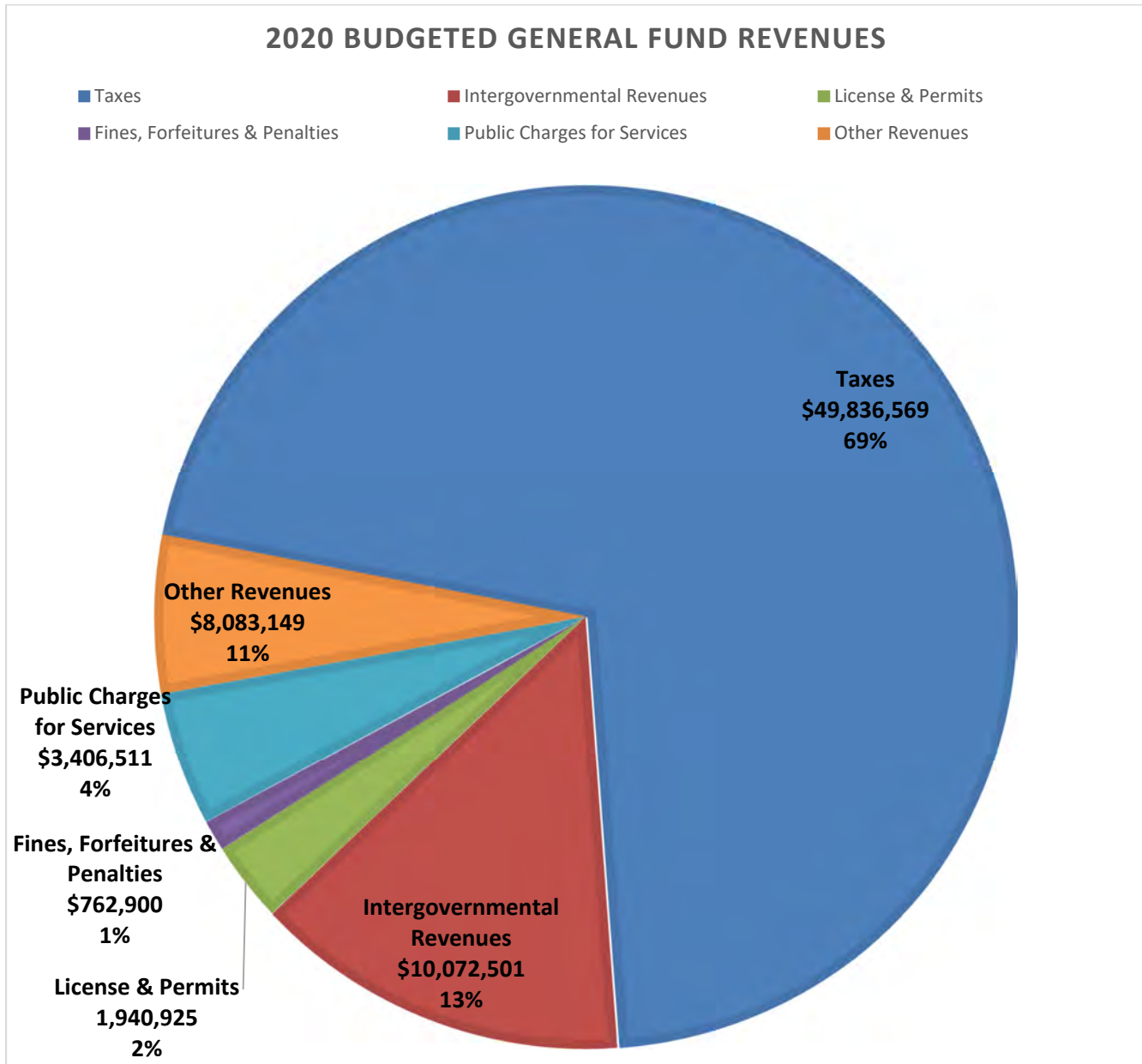
One of the major areas of concern among the Common Council and our residents is property taxes and making sure that residents are provided value in the areas of public safety, public works, economic development, community development and parks and recreation that they desire from their tax dollar. While the City of Waukesha’s tax rate and tax levy has increased slightly in recent years, the City’s tax burden is average when compared with cities of similar size and demographics. The 2018 Tax Rate ranks Waukesha 5th among its 10 comparison cities. These Cities range in size from 30,000 in population to 100,000 in population.



The overall tax burden for the City of Waukesha resident is quite low when compared to all other communities in the State of Wisconsin. Waukesha’s combined tax rate ranks it in the bottom third of all municipalities in Wisconsin and 2nd lowest among our comparison cities.



Lastly, it is important to point out two other factors that influence our taxes. One, that approximately 25% of the City’s total land area is tax exempt. This includes large properties such as the Waukesha County Courthouse and Expo Center, Carroll University and the ProHealth Waukesha Memorial Hospital. Secondly, the City of Waukesha receives significantly less state aid than our comparison communities. Waukesha’s state aid among our comparison communities is second lowest, and significantly lower than other cities of our size. The chart below represents our General Fund Revenues. As noted 69% of our funds come from property taxes, with 14% coming from state aids.



Expenditures

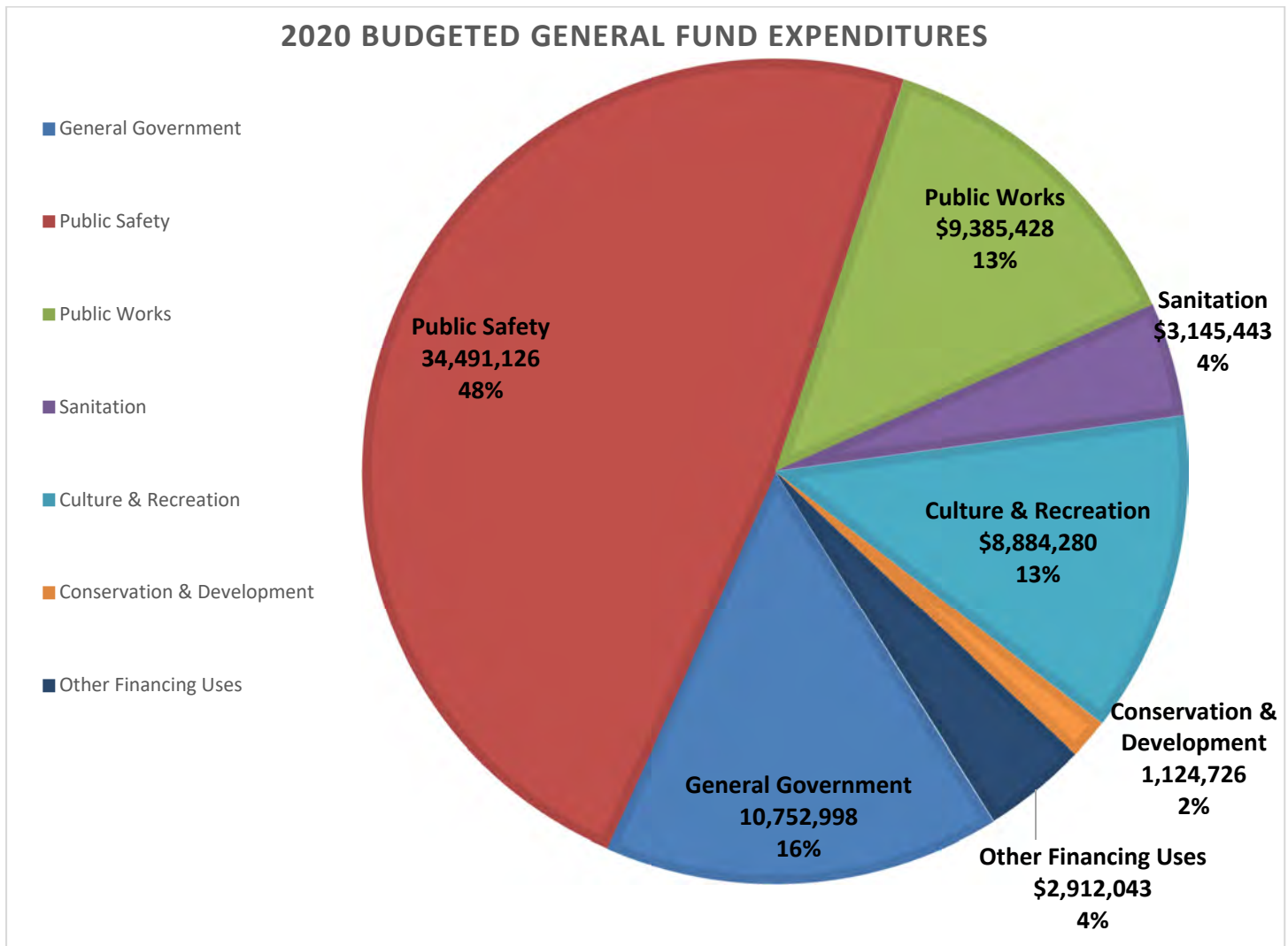
Public Safety spending makes up nearly half, or 48% of our total General Fund expenditures. Culture and Recreation make up 14% of our total budget, including the City’s contribution to our library, and 13% is spent on Public Works (excluding Clean Water Plant expenditures which are funded through wastewater fees in an Enterprise Fund.) The proposed budget includes keeping the current level of service for our existing departments, and incorporates some additional positions to maintain our services.

Public Safety – The budget reflects the newly adopted contract between the City and the School District for five School Resource Officers and bring the school’s total share to approximately 63% of the costs.

Economic Development – The budget continues to reflect our participation in the new Waukesha County Center for Growth. Additionally, the Center for Growth is starting a collaborative loan fund to assist with future economic development. We are also continuing our partnerships in Downtown Waukesha as we implement the next phase of our Downtown branding effort and support a multitude of special events that add to our quality of life. Lastly, we will continue to explore the use of Tax Increment Financing Districts to promote economic growth in the appropriate areas.

Infrastructure Needs – We are again proposing an aggressive Community Investment Program (CIP) to address our road, wastewater, storm sewer, and facility needs. City Hall is now under construction in the Community Investment Program for approximately \$27 million. We also approved the reconstruction of Buchner Pool for \$7.9 million. You will note that the operating budget reduction for pool operations, due to the closure of Buchner Pool in 2020 while it is under construction. Additionally, we continue to rebuild major streets, resurface residential areas and repair/replace existing sidewalks. Barstow Street in the downtown area is being reconstructed next year, and additional funds have been added for sidewalk repair. On the Wastewater side, we are also continuing a robust maintenance program for our sanitary sewer collection systems, including rehabbing aging pipes and refurbishing pump stations, and where possible removing pump stations and establishing gravity flow.

Retaining a Quality Workforce - We continue to see great success with the joint City/County/School District Employee Wellness Center, offering low-cost health care options to our employees, while also reducing our health insurance claims costs. The City’s participation in the clinic continues to rise, and the addition of Physical Therapy to the clinic is showing cost savings to our health insurance fund. Unfortunately, due to a bad health insurance claims year, we are increasing insurance rates 5% and increasing deductibles and total out of pocket expenditures to employees.



Expenditure Restraint Program Challenges


The Expenditure Restraint Program provides the City with approximately \$2.2 million if we limit budgeted expenditure growth to an amount that is equal to the previous year's budgeted expenditures plus an inflation and valuation factor. The inflation factor equals the average annual percentage change in the U.S. consumer price index for all urban consumers as determined by the U. S. Department of Labor for the 12-month period from October 1 to September 30 prior to the year for which the municipal budget is determined. The valuation factor equals 60% of the percentage change in the municipality's equalized value due to net new construction (new improvements minus improvements removed), but no more than 2% and no less than 0%.

This year, the Expenditure Restraint program will allow expenditures for the City to rise 2.5 percent. The increase is due to new economic growth in our area as both the CPI and net new construction have increased over last year. The proposed budget falls below both the ERP and state-imposed Levy Limit caps.


2019-2020 Major Changes

Revenue

Increases:


- 
- \$284,865 Interest Income
 - \$84,000 Ambulance Fees
 - \$225,755 State Aids

Decreases:


- 
- \$235,000 County Recycling Grant
 - \$136,970 License and Permits

Expenditures

Increases

- 
- \$70,000 for Presidential Election
 - \$185,000 Transit Transfer
 - 5% Health Insurance Increase
 - 8% WRS Increase for Protective Services
 - 2.25% wage increase

Decreases

- 
- \$33,000 Police Department Overtime
 - \$177,000 Workers Compensation
 - \$121,962 Pool Operations (Buchner Pool)

Sincerely,



Kevin M. Lahner
City Administrator

CITY PROFILE



The City of Waukesha, WI is an award winning, growing community located along the shores of the Fox River, 15 miles west of Milwaukee.

As the seventh largest City in the state with close to 72,000 people, Waukesha is the manufacturing hub of Waukesha County and home to many of the area's largest employers. The City

strives to provide a diversified work environment, balanced housing stock and strong business opportunities.

The City has a thriving historic downtown boasting concerts, a farmer's market, scenic Riverwalk and festivals. The location on the river, historic buildings, and strong artist culture all contribute to the unique character of the City.



Waukesha also includes great neighborhoods, excellent schools, and an award winning park system with recreation programs for the whole family.

All of these factors work together to help make Waukesha the perfect place to live, work, and play.



CITY LEADERSHIP

Mayor

Shawn N. Reilly

City Council

District 1 - Don Paul Browne

District 2 - Eric Payne

District 3 - Cassie Rodriguez

District 4 - Joe Pieper

District 5 - Peter Bartels

District 6 - Jack Wells

District 7 - Daniel Manion

District 8 - Elizabeth Moltzan

District 9 - Kathleen Cummings– Council President

District 10 - Steve Johnson

District 11 - Leonard Miller

District 12- Aaron Perry

District 13 - Dean Lemke

District 14 - Rick Lemke

District 15 - Cory Payne

City Administrator

Kevin Lahner

Department Heads

Dr. Fred Abadi, Public Works

Rich Abbott, Finance

Jennifer Andrews, Community Development

Nancy Faulk, Cemetery

Bruce Gay, Library

Ron Grall, Parks, Recreation and Forestry

Steve Howard, Fire Chief

Russell Jack, Police Chief

Paul Klauck, Assessor

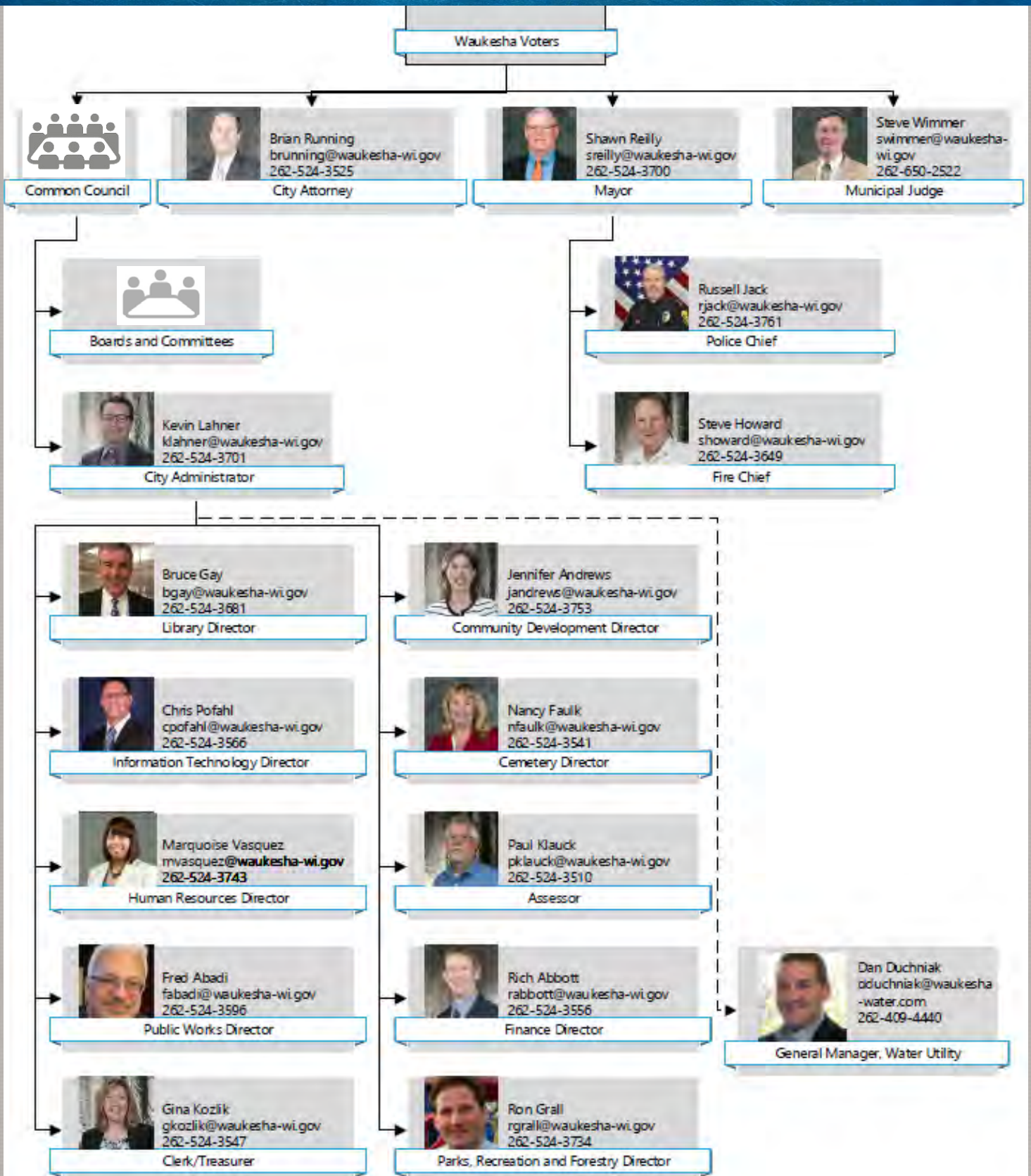
Gina Kozlik, Clerk/Treasurer

Chris Pofahl, Information Technology

Brian Running, City Attorney

Dr. Marquise Vasquez, Human Resources

CITY ORGANIZATIONAL CHART



Strategic Planning

The City of Waukesha is guided by its mission statement:

"We are dedicated to enhancing the community's quality of life through efficient, effective and responsive government."

In 2018, the City Council participated in strategic planning sessions and adopted an updated City strategic plan which includes the following goals. These goals help guide the decision making of the City Council as they plan for the future of Waukesha:

- 1. SAFE AND SECURE**
- 2. WELL PLANNED, SUSTAINABLE, AND ENVIRONMENTALLY SENSITIVE**
- 3. WELL MANAGED/FINANCIALLY SOUND**
- 4. CUSTOMER FOCUSED**
- 5. ECONOMICALLY STRONG AND DIVERSE**
- 6. VIBRANT NEIGHBORHOODS AND BUSINESS AREAS**
- 7. CIVIC, CULTURAL AND RECREATIONAL CENTER FOR THE REGION**



CITY HONORS AND AWARDS

2019



- Tree City USA – *The Arbor Day Foundation*
- Outstanding Program Award for Leading Waukesha Program– *Wisconsin City/County Management Association*

2018

- Tree City USA – *The Arbor Day Foundation*
- Parks, Rec. and Forestry Dept. National Reaccreditation - *Commission for Accreditation of Park and Rec. Agencies*
- Parks, Rec. and Forestry Dept. National Gold Medal Finalist for Excellence in the Field of Parks & Rec. Management - *National Rec. and Park Association*
- Intergovernmental Cooperation Award- Water Project - *Wisconsin Policy Forum*
- Project of the Year Award - Waukesha Clean Water Plant Improvements Project - *American Public Works Association (APWA) - Wisconsin Chapter*
- Certificate of Achievement for Excellence in Financial Reporting - *Government Finance Officers Association*



2017



- Gold Leaf Award– Outstanding Arbor Day Activities- *International Society of Arboriculture*
- Tree City USA– *The Arbor Day Foundation*
- Police Department Reaccreditation - *Wisconsin Law Enforcement Accreditation Group (WILEAG)*

LOCATION

71
MILES EAST OF
MADISON

15
MILES WEST OF
MILWAUKEE


106
MILES NORTHWEST
OF CHICAGO



LARGEST
CITY IN
WAUKESHA
COUNTY

25
SQUARE MILES

COUNTY SEAT
OF WAUKESHA
COUNTY



DEMOGRAPHICS

\$61,380

MEDIAN
HOUSHOLD
INCOME

35.3

MEDIAN AGE



10.6%

OF INDIVIDUALS
LIVING BELOW THE
POVERTY LEVEL

93.2%

HIGH SCHOOL
GRADUATION
OR HIGHER

72,549

POPULATION

LABOR FORCE

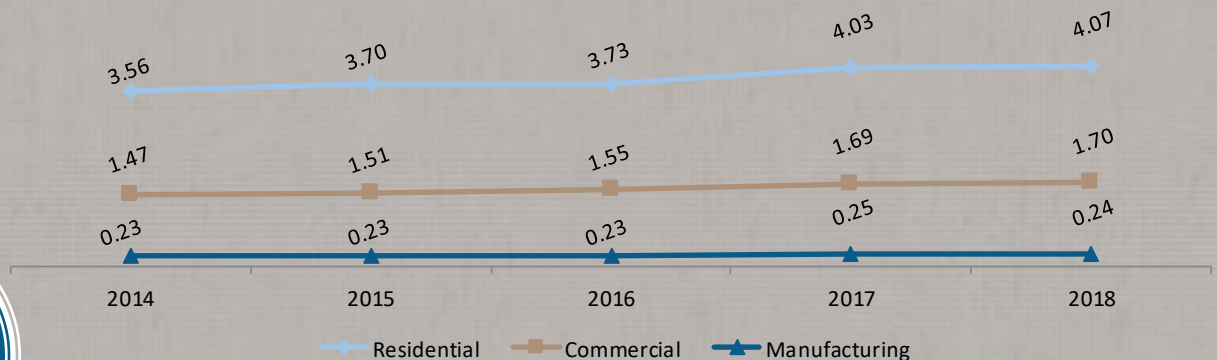
LARGEST EMPLOYERS (BY NUMBER OF EMPLOYEES— 2019)

1. GE HEALTHCARE—**2,465**
2. SCHOOL DISTRICT OF WAUKESHA—**1,648**
3. WAUKESHA COUNTY GOVERNMENT—**1,382**
4. EATON POWER—**900**
5. SPX TRANSFORMER SOLUTIONS—**650**
6. CITY OF WAUKESHA—**524**
7. METALTEK—**470**
8. CARROLL UNIVERSITY—**484**

Top 10 Taxpayers— Assessed Value (2018)

1. General Electric Company—**56,758,400**
2. HUELSMAN PROPERTIES—**53,414,800**
3. THOMSON COMPANIES—**49,918,300**
4. RAMCO-GERSHENSON/RAMCO FOX RIVER LLC—**47,622,000**
5. BIELINSKI PROPERTIES LLC—**44,175,100**
6. BRYCE STYZA PROPERTIES LLC—**40,759,500**
7. WGBTL INVESTMENT LLC—**36,177,300**
8. RIVERS EDGE EQUITY LLC—**31,840,400**
9. WAUKESHA MEMORIAL HOSPITAL—**28,564,400**
10. AXIOM WAUKESHA LLC—**27,872,400**

Total Taxable Property Values by Land Use (in Billions)



4,938
COMPANIES
IN
WAUKESHA

3.8%
UNEMPLOYMENT
RATE

AMENITIES

Transportation

- Major highways are I94, SH16, SH18, SH59, and SH164
- SH164 connects to I43
- 12 city bus routes
- 4 county bus routes
- Canadian National Railroad
- Waukesha County Airport – Crites Field




Waukesha Public Library

- Books, eBooks, periodicals, audio/visual materials, electronic audio/visual material
- Programming for all ages
- Community facilities
- High speed internet access and computer work stations

Recreation

- Over 1,100 acres of parkland with 29 parks
- Over 900 recreational programs
- Two outdoor aquatic facilities, skatepark, 48 tennis/pickleball courts, and band shell
- Special events throughout the year



Health Care/Hospitals

- ProHealth Care
- Waukesha Memorial Hospital
- Rehabilitation Hospital of Wisconsin
- ProHealth Care Urgent Care
- Sixteenth Street Clinic

SCHOOLS

PRIVATE SCHOOLS

- CATHOLIC MEMORIAL HIGH SCHOOL
- ST. MARY'S ELEMENTARY SCHOOL
- ST. JOSEPH'S ELEMENTARY SCHOOL
- ST. WILLIAM ELEMENTARY SCHOOL
- MONTESSORI SCHOOL OF WAUKESHA

SCHOOL DISTRICT OF WAUKESHA

HIGH SCHOOLS

- NORTH
- SOUTH
- WEST

MIDDLE SCHOOLS

- BUTLER
- LES PAUL
- HORNING

ELEMENTARY SCHOOLS

- BANTING
- BETHESDA
- HADFIELD
- HAWTHORNE
- HEYER
- HILLCREST
- LOWELL
- MEADOWBROOK
- PRAIRIE
- ROSE GLEN
- SUMMIT VIEW
- WITTIER

CHARTER SCHOOLS

- WAUKESHA STEM ACADEMY- RANDALL CAMPUS
- WAUKESHA STEM ACADEMY- SARATOGA CAMPUS
- EACHIEVE ACADEMY
- WAUKESHA ACADEMY OF HEALTH PROFESSIONS
- WAUKESHA ENGINEERING PREPARATORY ACADEMY
- WAUKESHA EAST ALTERNATIVE HIGH SCHOOL

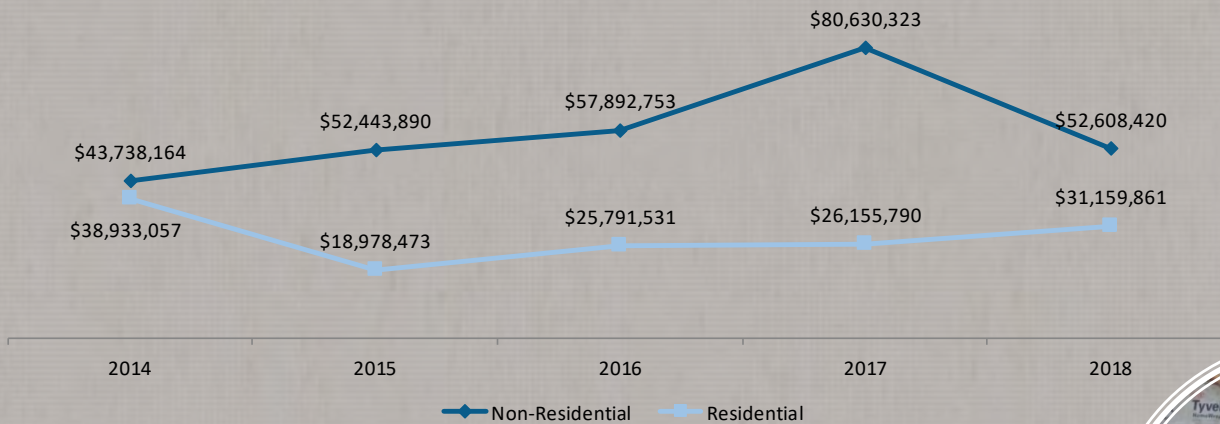


HIGHER EDUCATION

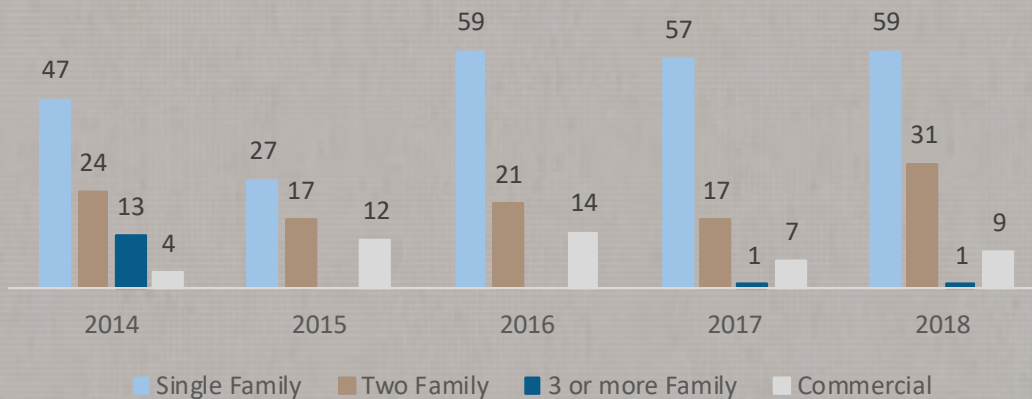
- CARROLL UNIVERSITY
- UNIVERSITY OF WISCONSIN-MILWAUKEE AT WAUKESHA
- WAUKESHA COUNTY TECHNICAL COLLEGE
- NEW TRIBES BIBLE INSTITUTE

PERMITS AND BUILDING

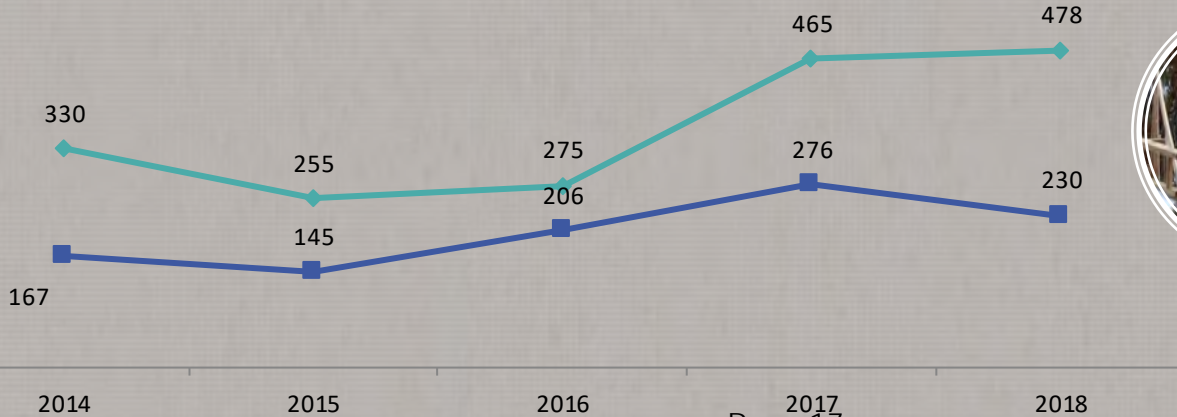
Permit Valuations



New Buildings

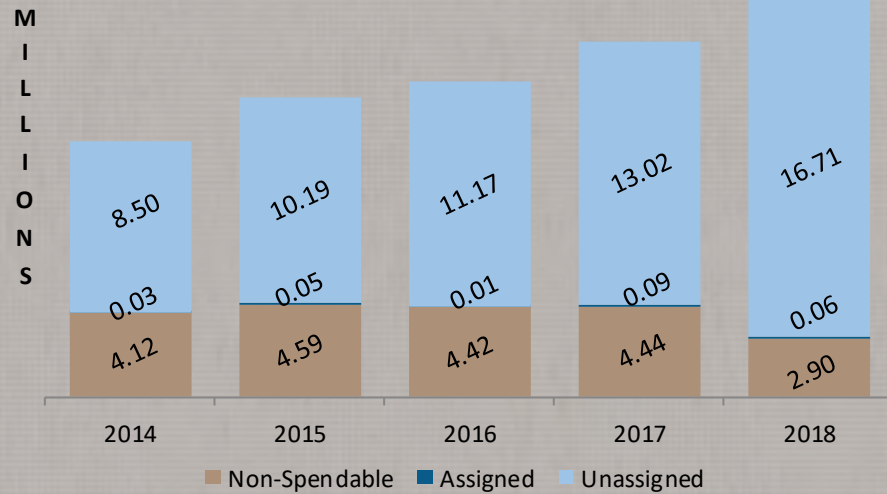


Building Permit Activity



FINANCIAL

General Fund Equity



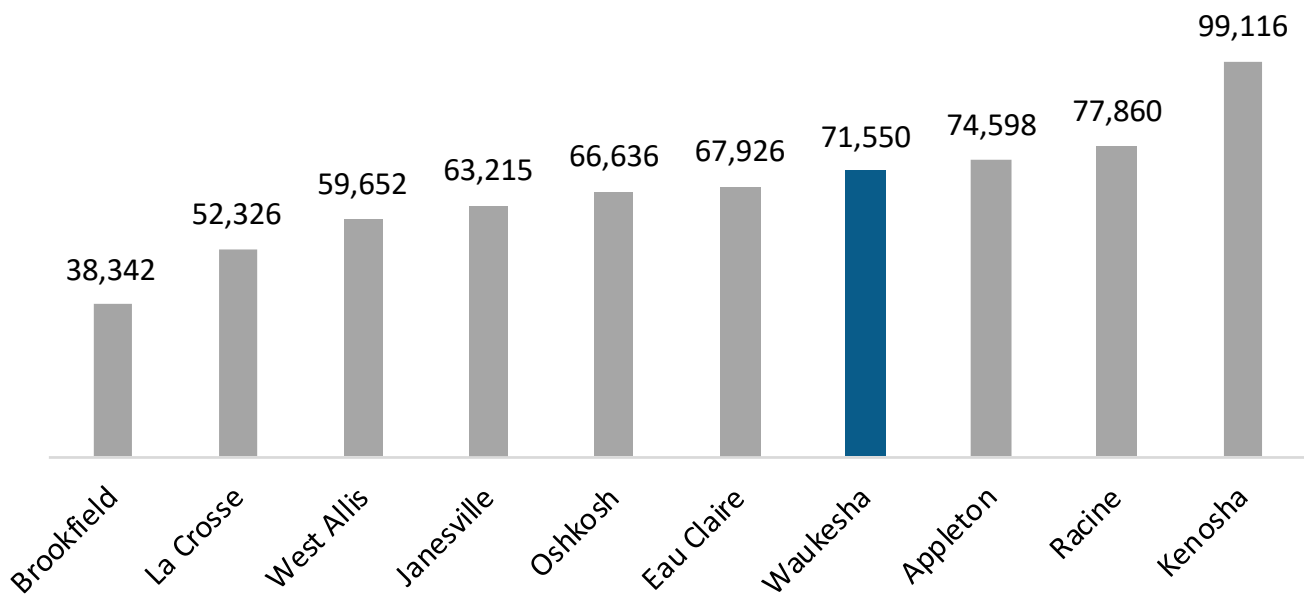
Year	Budgeted (Original) General Fund Expenditures	Budgeted (Final) General Fund Expenditures	Actual General Fund Expenditures	Actual as % of Budgeted
2019	\$ 68,947,554	n/a	n/a	n/a
2018	\$ 66,852,832	\$ 67,161,053	\$ 68,186,435	101.53%
2017	\$ 64,975,755	\$ 65,015,765	\$ 63,347,329	97.43%
2016	\$ 60,944,390	\$ 61,109,130	\$ 59,977,489	98.15%
2015	\$ 60,292,163	\$ 60,327,679	\$ 58,935,100	97.7%
2014	\$ 59,064,812	\$ 59,238,232	\$ 59,562,459	100.6%

Year	Assessed Values	Equalized Valuation (TID IN)	Equalized Validation (TID OUT)
2018	\$ 6,172,105,700	\$ 6,414,435,300	\$ 6,129,657,700
2017	\$ 6,152,038,200	\$ 6,127,929,500	\$ 5,866,679,500
2016	\$ 5,698,099,200	\$ 5,877,157,700	\$ 5,627,633,500
2015	\$ 5,636,260,800	\$ 5,664,111,600	\$ 5,452,167,200
2014	\$ 5,442,458,500	\$ 5,546,910,300	\$ 5,330,832,900

WAUKESHA & COMPARABLE COMMUNITIES

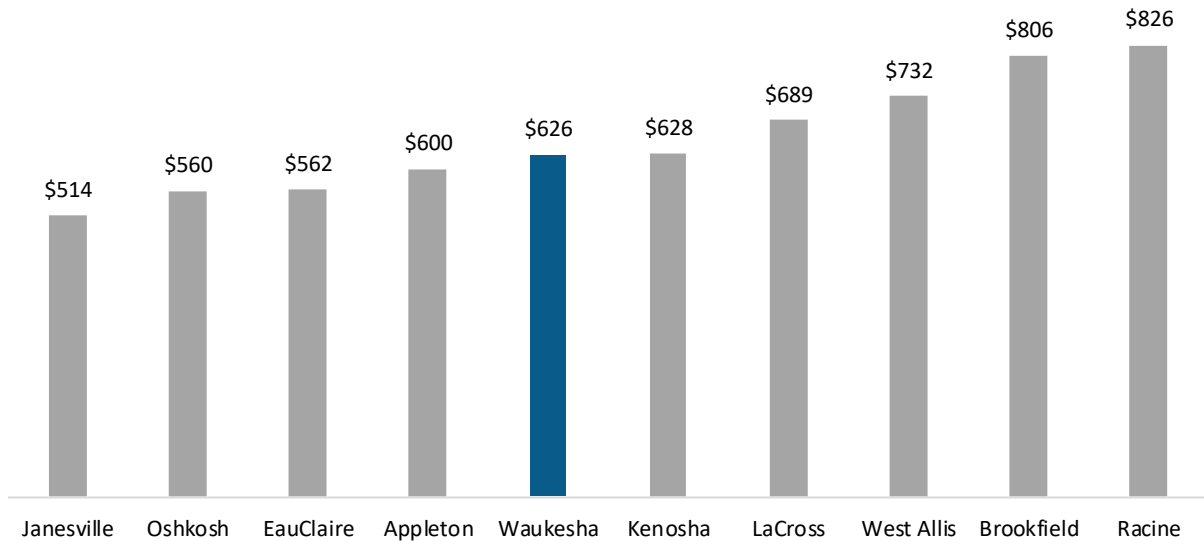
Included in this section is a comparison of Waukesha and other comparable jurisdictions on a variety of financial indicators. The comparable communities were chosen either because their population size was comparable to Waukesha's or because of their proximity to Waukesha, such as Brookfield. The data is from the Wisconsin Policy Forum.

Population, 2017



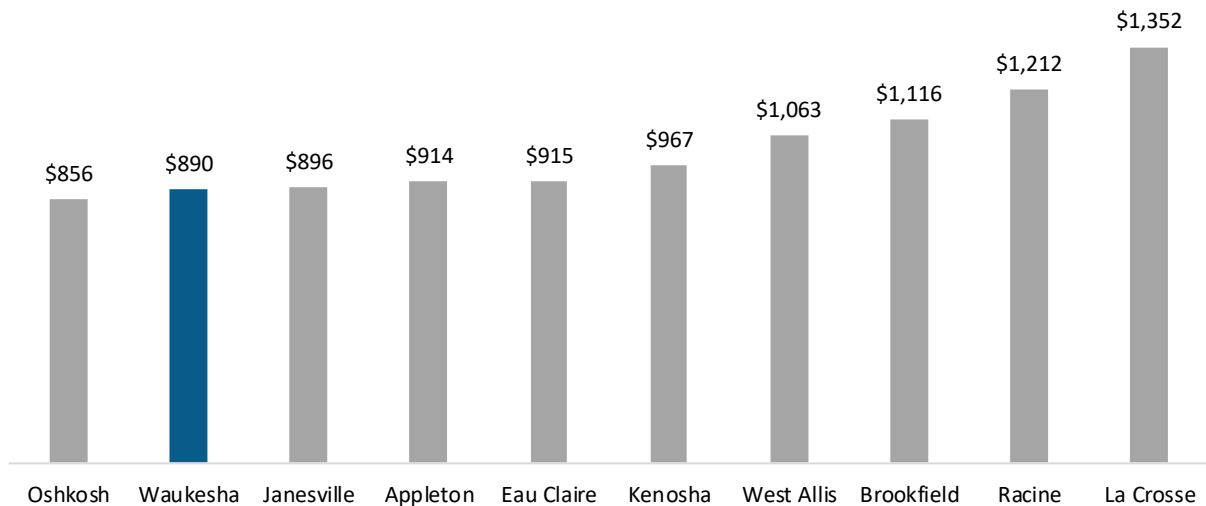
Basic Spending & Operating Spending

Basic Spending (net) Per Capita, 2017



Basic spending is a measure of what a community spends on core services: general government, street maintenance, fire-ambulance, and police. Revenues received from other municipalities for fire or police services are netted out.

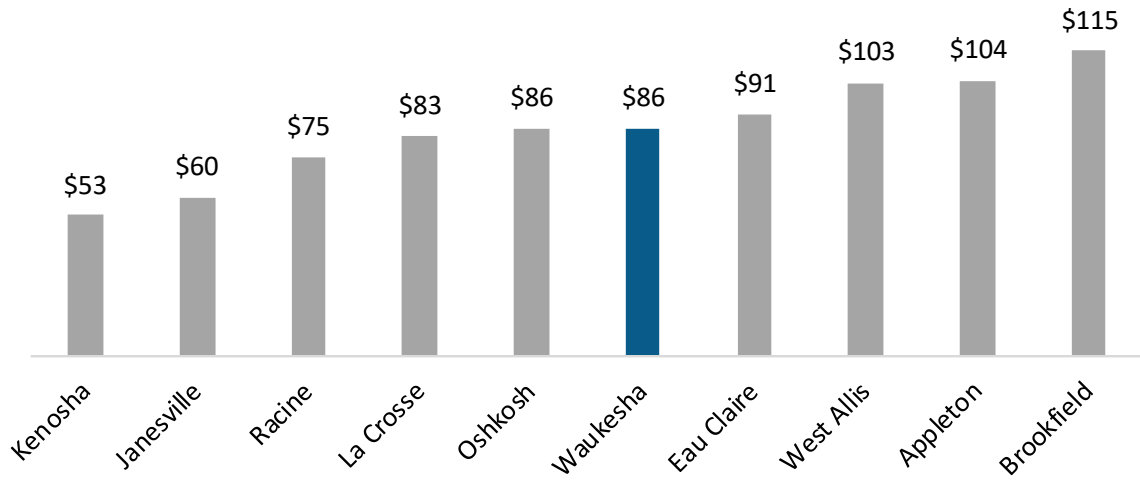
Operating Spending (net) Per Capita, 2017



Operating spending includes basic spending as well as other expenditures such as those for health and human services, recreation, and public works. Only debt service and capital payments are excluded. Revenues received from other municipalities for fire or police services are netted out.

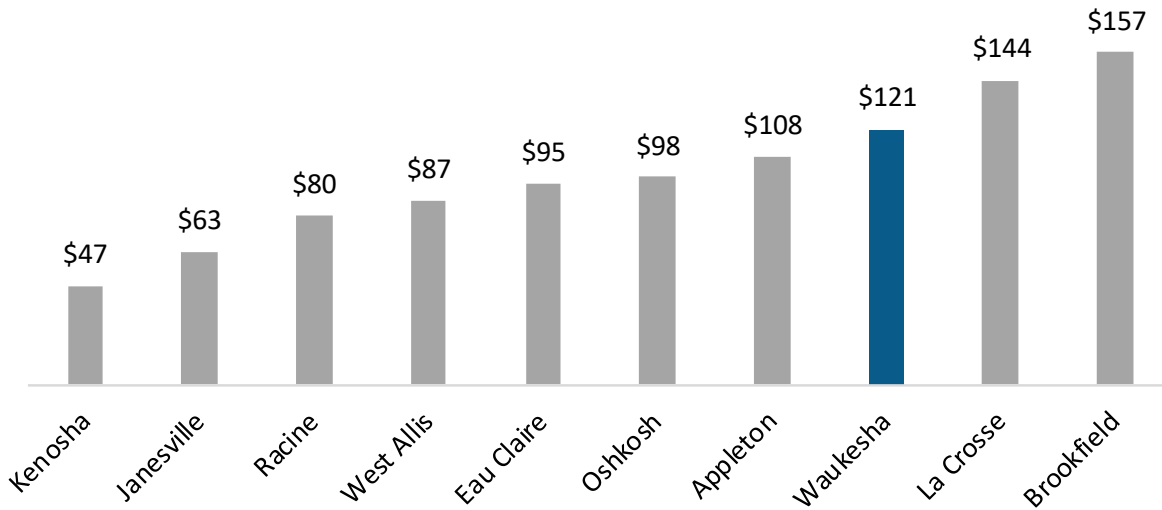
General Government and Streets Spending

General Government Per Capita, 2017



General government spending includes expenditures for general and financial administration, legislative functions, legal services, and general buildings and plant.

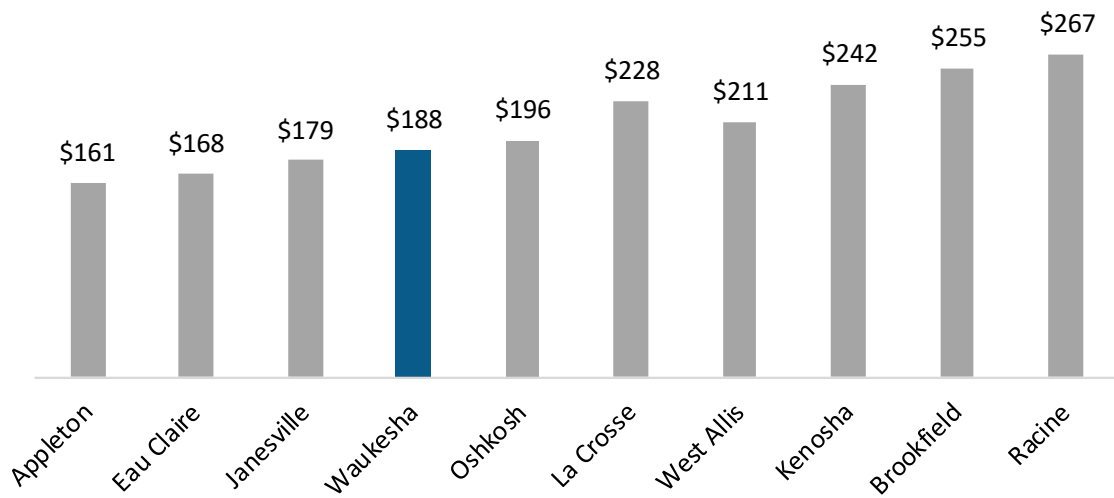
Streets Maintenance Per Capita, 2017



Streets maintenance costs include road maintenance, street lighting, highway administration, and sewer.

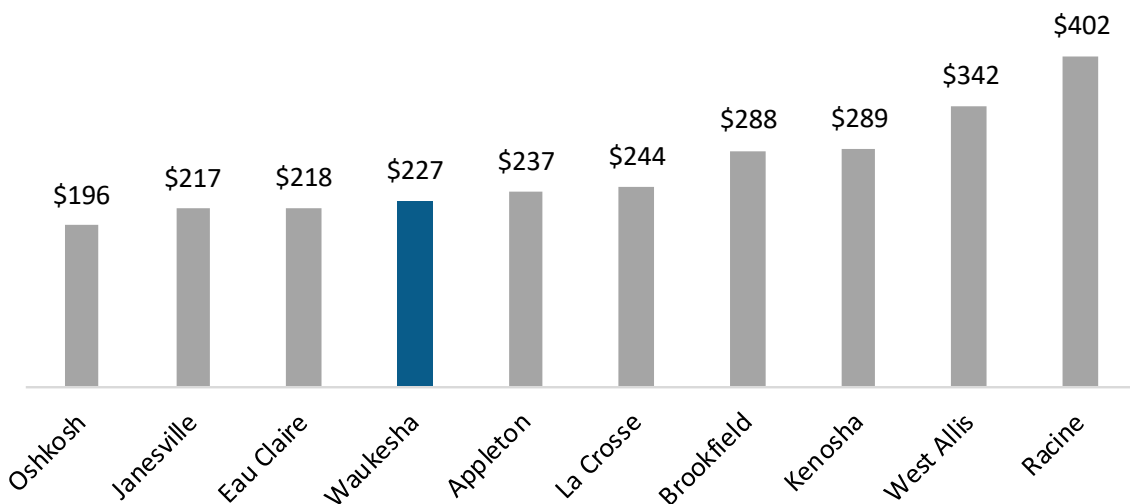
Fire and Police Spending

Fire-EMS (net) Per Capita, 2017



Fire-ambulance expenditures include the costs of operating a fire department and providing mobile emergency care. They can include payments to other municipalities or private companies if a municipality does not provide its own service. Revenues received for providing fire-ambulance service to other communities are subtracted.

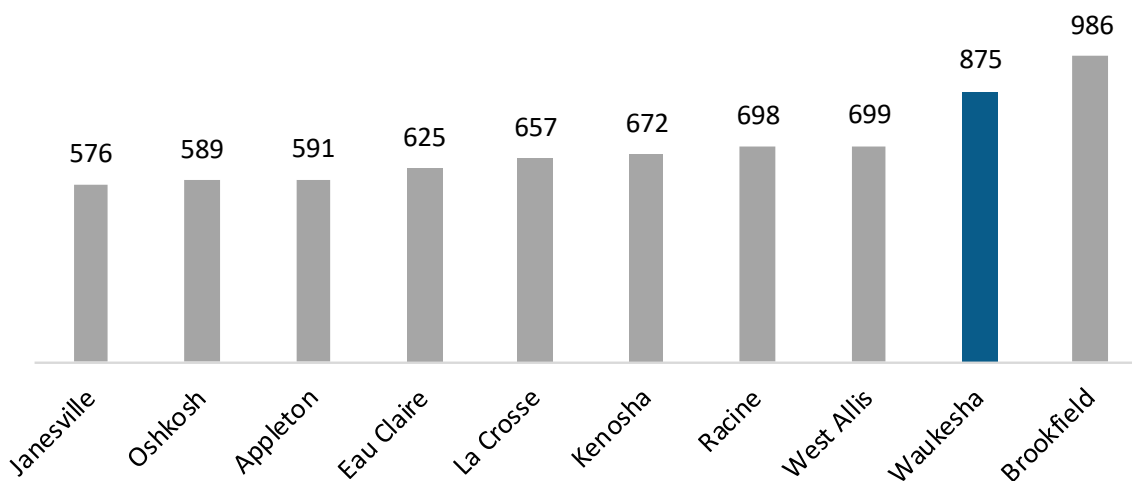
Police (net) Per Capita, 2017



Police spending includes expenditures for traffic patrol, criminal investigations, and other police activities. Revenues for providing these services to other municipalities are subtracted.

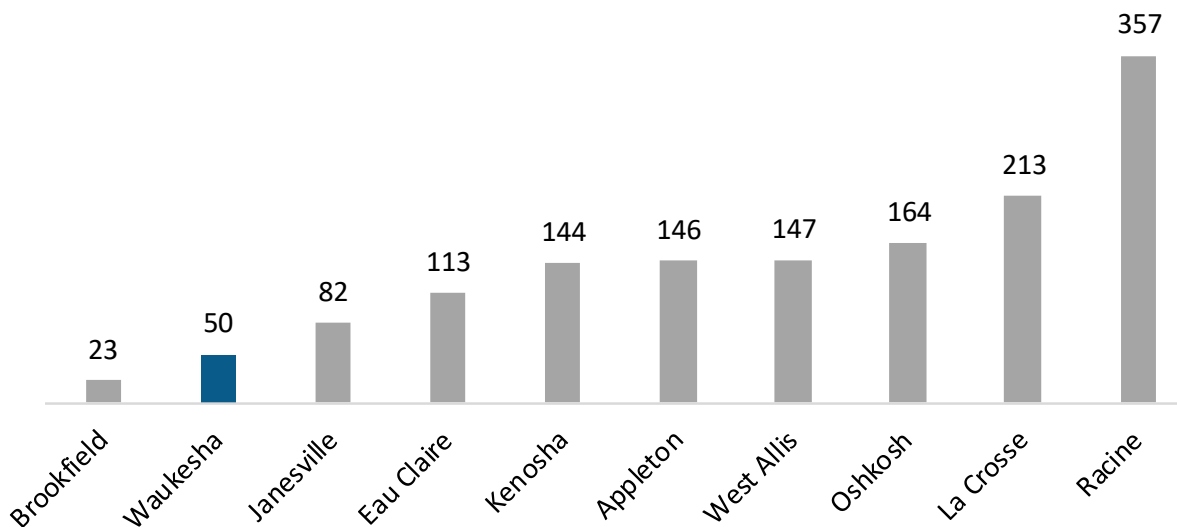
Property Taxes and Shared Revenues

Property Tax Levy , Per Capita, 2017



Property taxes are the largest revenue source for most Wisconsin municipalities. Since 2005, municipalities have been under state-imposed levy limits.

Shared Revenues Per Capita, 2017

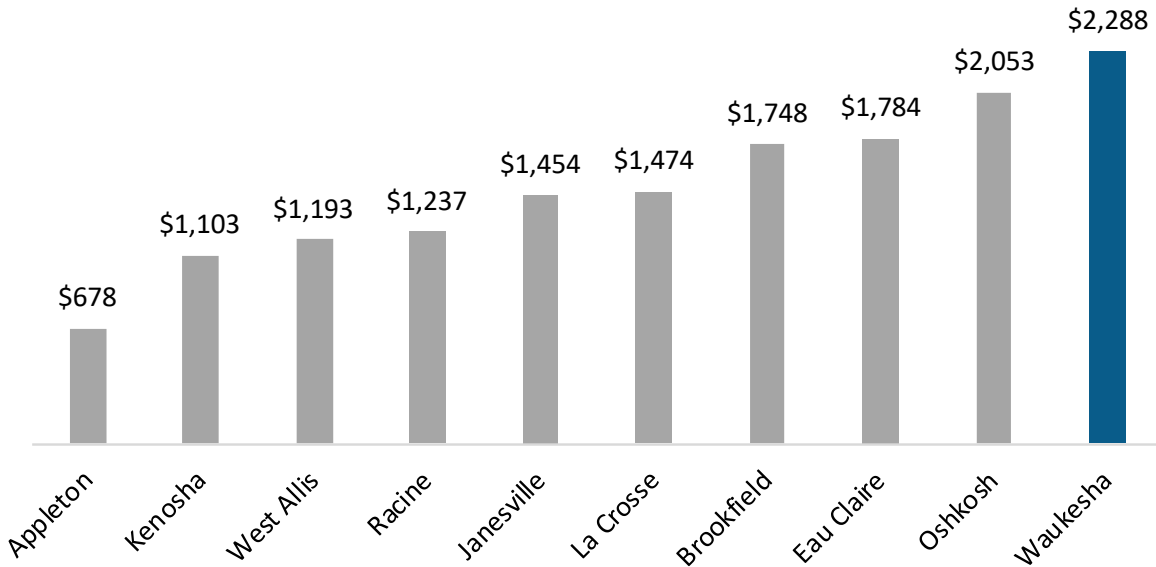


The state shared revenue program distributes state taxes to local governments for discretionary use. Declines in shared revenues can sometimes be accompanied by property tax increases.

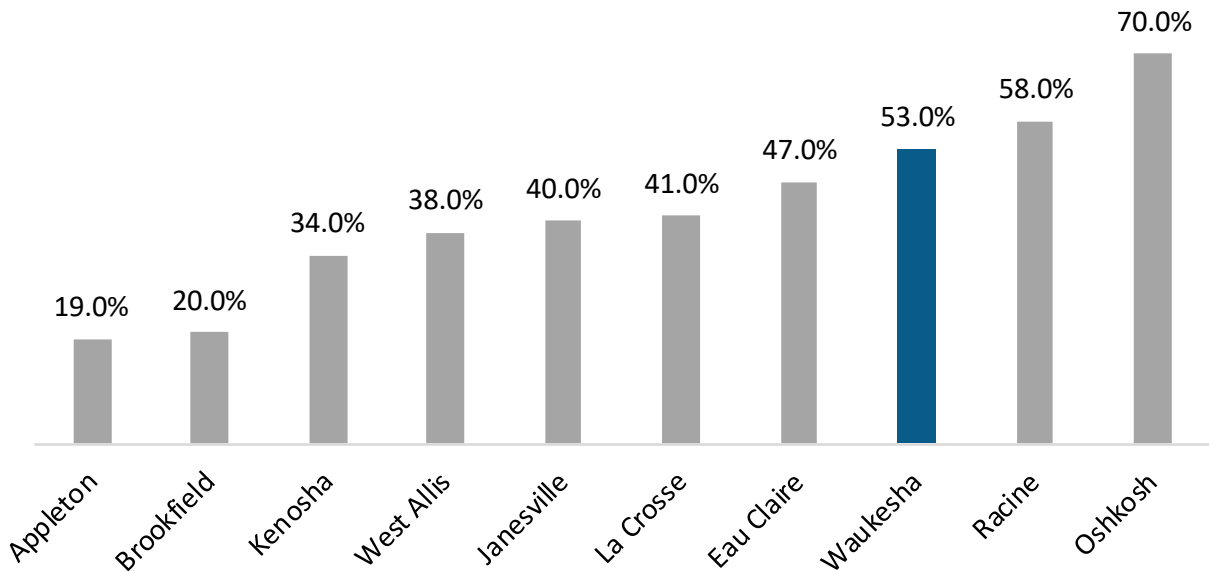
General Obligation Debt

General Obligation debt is backed by the full faith, credit and taxing power of the issuing government. Governments are legally obligated to levy the taxes necessary to meet the debt service payments. Under state law, general obligation debt is generally limited to 5.0% of total equalized value of real and personal property, including the value of property in tax incremental financing (TIF) districts. As a result, property-rich municipalities are able to assume more debt than property-poor ones.

General Obligation Debt Per Capita, 2017

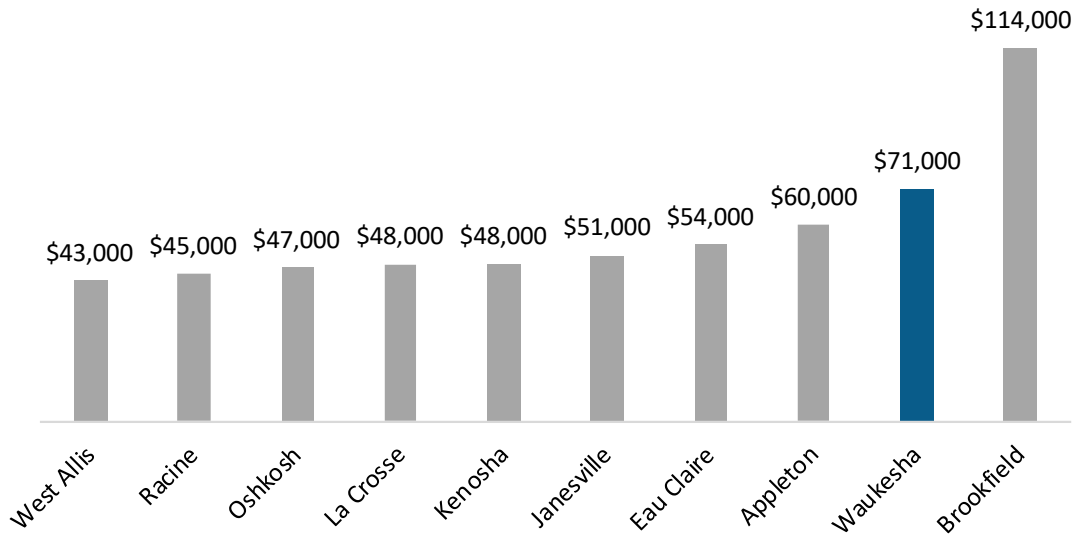


General Obligation Debt as % of State Limit, 2017



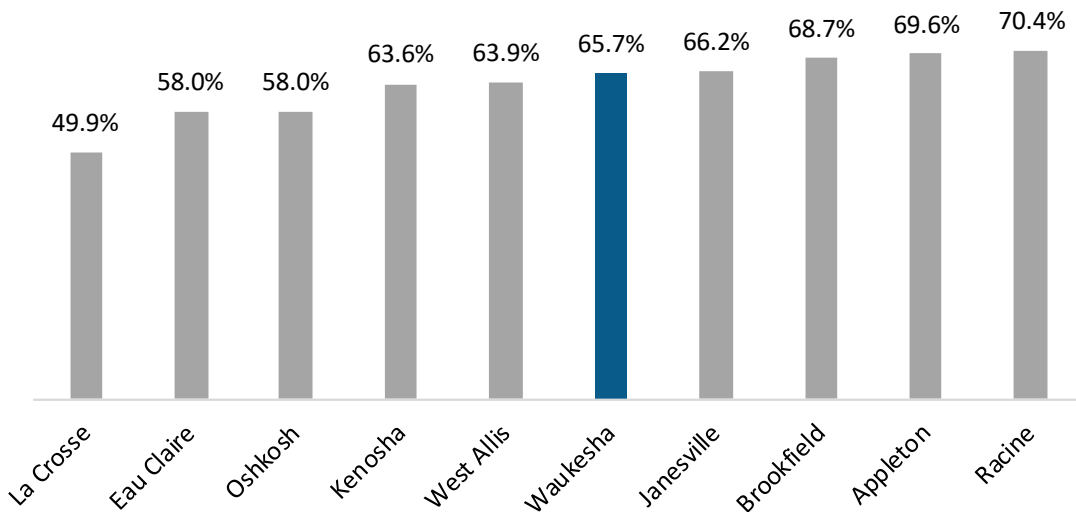
Income and Percentage Residential

Wisconsin Adjusted Gross Income Per Return, 2017



Average adjusted gross income from state tax returns is one measure of the economic well-being of a community.

% of Residential Property, 2017



The residential share of the property tax base measures the share of the property tax burden borne by homeowners and renters. Statewide, about 70% of taxable property is residential.

DEVELOPING THE FUTURE

The City of Waukesha Parks, Recreation and Forestry Department provides programs that benefit not only those participating in those programs, but the whole community. The City's Cool School Before and After School programs benefit the entire community by boosting academic performance, reducing risky behaviors, promoting physical/mental health and providing a safe and structured environment for children of working parents.



What is Cool School?

The Cool School Before and After School program is run and coordinated by the City's Parks, Recreation and Forestry Department to provide a safe, educational environment for children prior to the school day beginning at 7am and immediately following the school day until 6pm. The program includes academic enrichment (art, crafts, hobbies, etc.) homework help, physical activity and other activities geared toward youth development. Students have opportunities to practice hands on learning, work with others on peer projects, and explore their own interests. They also have ample opportunities to resolve conflicts and engage in leadership opportunities that align with social emotional learning.

Response to Community Need

The City of Waukesha Parks, Recreation, and Forestry Department has provided youth development programs in conjunction with summer school for many years. In the Fall of 2008, two elementary school principals saw a need for before and after school programming and partnered with the City to provide this support. Since 2008, the demand has continued to grow, and the program has expanded to additional elementary schools. Parents can enroll their children in before, after school or both at the following schools: Banting, Bethesda, Hawthorne, Heyer, Hillcrest, Lowell, Prairie, Randall, and Rose Glen. The program also operates when school is not in session and on early release days. In 2018, 948 students participated in the program which was an increase of 18% from 2017.

948

Students enrolled in
2018

To help make the program accessible, the City offers financial assistance to those in need. In 2018, 41 students received over \$27,000 dollars in financial assistance to participate in the program. In addition, bilingual staff are available to help ease language barriers for students.

Fiscal Management

Sound fiscal and administrative policies and procedures are in place to ensure funds are spent appropriately. The City continues to form new partnerships with existing community organizations to ensure continued resource sharing which helps to keep costs down for the City and the students.



Keys to Success

Focus on the Child– This program promotes youth development and is an extension of the school day where children continue their learning through art, music, projects, and recreation. Program leaders communicate with the school district teachers to provide strategies and learning methods that work best for each child.

Trained Staff- The program consists of over 100 trained and dedicated leaders. Every staff member receives professional development training before and during each school year and is certified in CPR/First Aid. As new training needs are identified, they are provided to the teachers. Training topics have included: mental health, trauma and anxiety, mindfulness, games, academic enrichment, successful transitions, non-violent crisis intervention and more.

Seamless Transition- The program operates in the elementary schools, allowing children to transition easily between the program and their school day. The program is aligned to school district standards and guidelines. In addition, many of the school district teachers work in the before and after school program which provides familiarity and consistency for many of the students.

Community Partners- The program would not be successful without the partnership with the School District of Waukesha. The partnership includes data sharing, program planning, goal setting and resource sharing which enables the program to better support the opportunities for youth and their families. In addition, the City regularly relies on community partners to help support initiatives and offer programming for the children. These partnerships enable the program to provide a wider variety of activities and resources to youth and their families, support individual needs and contribute to the financial sustainability of the program. The list of partnerships is extensive as seen on the right.

Family Engagement – The involvement of a student’s family in the program is critical for the success of the child. Activities are regularly offered that address the specific needs of youth and their families and empower families to be actively involved in supporting their students’ education. Staff routinely discuss students’ progress with families and regularly seek family input regarding program structure and activities. Some of the Cool School before and after school family engagement activities include: 5k run, kickball tournament, winter sled race, summer boat regatta, parent classes, and more.

COMMUNITY PARTNERS

- Cops and Kids Foundation
- Junior Achievement
- Parent’s Place
- UW Extension
- Retzer Nature Center
- Waukesha Co. Technical College
- Waukesha Metro Transit
- Waukesha Police Department
- Waukesha Public Library
- Girl Scouts
- Engaging Therapies
- Waukesha State Bank
- Meijer’s
- Kohl’s Cares

Results

Through participation in the program, parents have reported improvements in their child’s academic performance. On a parent evaluation survey in 2018, 59% of parents completing the survey agreed or strongly agreed that their child’s academics had improved in the area of math and 69% reported that their children’s academics had improved in the area of literacy. In addition, staff members monitor and track progress in the areas of social emotional growth to ensure that children are learning and growing in designed outcome areas.

69%

of parents reported improvement in their Child’s literacy skills

The City will continue to be responsive in offering and expanding this programming so that all children have access to quality youth development programming and are able to lay the foundation for a bright future.

JUST A CLICK AWAY

The City is committed to ensuring that all properties meet minimum safety and structural standards. To achieve this goal, permits are required to construct, alter or repair structures in the City prior to a project starting. As part of the permit, a City inspector reviews the plans and the work that is being done to make sure that it meets the required safety codes.



Home under construction in Waukesha

The City's Community Development Department handles the permitting and inspection process for the City. Until recently, this process was primarily completed in person, utilizing paper permits at the front counter

3,500

Average number of permits processed per year

of the Department. As the Department processes close to 3,500 permits a year, the process of reviewing, issuing, and scheduling permits and inspections could often be lengthy and cumbersome for the contractor completing the work and for City staff.

To help streamline this process, the City has started implementation of a new online permitting process. Today, the online portal is available for contractors utilizing a program called, eTRAKiT. This online portal grants contractors access to pull electrical, plumbing and HVAC permits and gives them the ability to schedule inspections and view information on their project without needing to make a trip to City Hall. In addition, City staff utilizes the online portal to review permits and plans and provide inspection results.

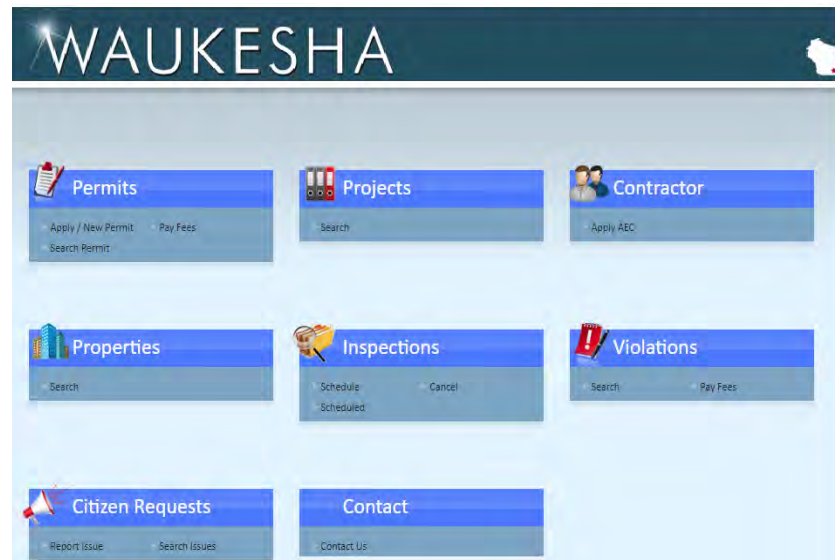
Benefits to the Contractor

The new, online eTRAKiT portal benefits contractors who work in the City by providing:

Remote Access— Contractors have access to pull a permit, schedule an inspection and view results from any location. These tasks no longer need to be completed at City Hall.

Time Savings— In addition to the time saved by not needing to come to City Hall, contractors can also now pull a permit and schedule an inspection the same day. It used to take a few days once the permit was received by the City before it was approved and an inspection could be scheduled. For many contractors who enter multiple permits, their information is stored in the system which requires less data entry for each permit.

Quicker Results— Through the online portal, the City inspectors in the field can provide more immediate results back to the contractor on inspections. By completing these tasks online, there is no delay to the contractor receiving their results and being able to view them.



City's eTRAKiT Online Portal


Benefits to the City

The online portal also provides benefits to the City.

Time Savings- City staff no longer needs to manually enter permit data and schedule inspections for contractors. Contractors are able to accomplish these tasks themselves online.

Access to Information in the Field- City Inspectors have access to the online portal via iPads in the field. Through the portal they can view permits, submitted plans, and previous inspection records. They can also share inspection results and communicate with the contractor pulling the permits. Previously, the inspectors needed to return to the office for most of these tasks.

Automated Processes- The online system automatically tracks items staff used to manually track. For instance, the system tracks contractor licenses and will not allow permits to be pulled by contractors without a license or who have an expired license. In addition, the system automatically calculates payment amounts and accepts credit card payments online.



City Inspector working in the field

Results

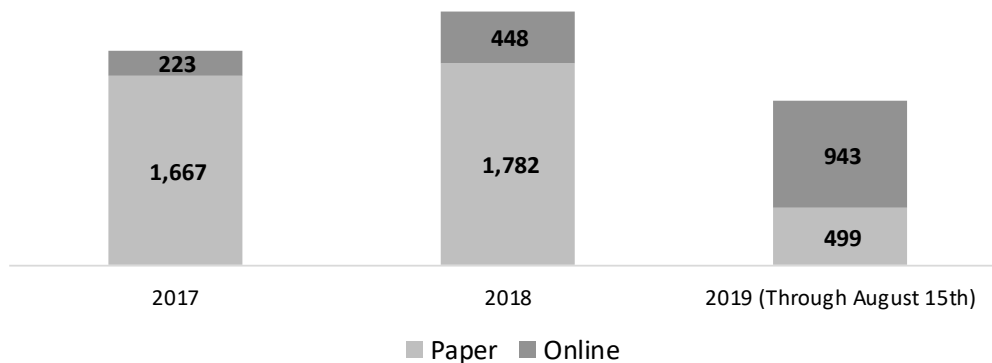
Starting in 2019, the City has required contractors to use the online portal for electrical, plumbing and HVAC permits. Currently 144 contractors are utilizing the system to pull these permits, schedule inspections and review results.

Since 2017, the number of permits pulled online has increased each year. The City has processed 1,614 permits using the eTRAKiT online portal with that number expected to grow in the remainder of 2019 as more contractors are set up in the system.

144

Contractors using the online portal

Electrical, Plumbing & HVAC Permits



Future Goals

The Community Development Department will continue working to add additional services online. By 2020, the goal is to add construction permits to the options of permits that can be pulled online. Additionally, by mid 2020 the goal is that the submissions for the Plan Commission will also be done through an electronic system. Not only do these initiatives help the City reduce costs and save time, they will also benefit homeowners and contractors by providing a more convenient way to interact with the City.

Placeholder for Notice of Public Hearing

2020 Consolidated Budget Summary

Funds with Levy Support

<i>General Fund Revenues - Fund 100</i>	<i>2016 Adopted</i>		<i>2017 Adopted</i>		<i>2018 Adopted</i>		<i>2019 Adopted</i>	<i>2019 Projected</i>	<i>2020 Executive</i>	<i>2019 Adopted vs 2020 Executive</i>
	<i>Budget</i>	<i>2016 Actual</i>	<i>Budget</i>	<i>2017 Actual</i>	<i>Budget</i>	<i>2018 Actual</i>	<i>Budget</i>	<i>Actual</i>	<i>Budget</i>	<i>Budgets</i>
Taxes	\$ 43,398,934	\$ 43,668,105	\$ 46,482,463	\$ 46,556,952	\$ 48,146,742	\$ 48,132,675	\$ 48,682,060	\$ 48,682,722	\$ 49,836,569	2.37%
Intergovernmental revenues	7,539,850	7,692,524	8,344,998	8,444,896	8,979,418	9,132,317	9,846,746	9,807,226	10,072,501	2.29%
License and permits	2,068,340	2,063,625	2,122,660	2,196,811	2,080,570	2,077,895	2,077,895	2,084,375	1,940,925	-6.59%
Fines, forfeitures and penalties	880,600	755,896	865,100	737,834	810,250	745,231	790,250	720,934	762,900	-3.46%
Public charges for services	3,748,807	3,096,320	3,754,755	3,621,587	3,412,599	3,612,008	3,474,563	3,376,026	3,406,511	-1.96%
Interdepartmental charges	1,237,812	1,534,027	1,285,247	1,437,730	1,109,483	1,404,622	1,189,421	1,269,471	1,266,988	6.52%
Investment income	357,122	61,847	180,754	156,642	290,869	630,657	693,100	998,731	977,965	41.10%
Miscellaneous revenues	130,000	201,427	129,650	266,187	131,787	352,183	123,046	222,476	133,846	8.78%
Other financing sources	1,786,694	1,893,985	1,810,128	1,874,097	1,891,114	2,098,847	2,070,473	2,302,988	2,025,279	-2.18%
Fund balance applied	-	-	-	-	-	-	-	-	272,560	#DIV/0!
Total Revenue	\$ 61,148,159	\$ 60,967,756	\$ 64,975,755	\$ 65,292,736	\$ 66,852,832	\$ 68,186,435	\$ 68,947,554	\$ 69,464,949	\$ 70,696,044	2.54%

<i>General Government Expenditures</i>	<i>2016 Adopted</i>		<i>2017 Adopted</i>		<i>2018 Adopted</i>		<i>2019 Adopted</i>	<i>2019 Projected</i>	<i>2020 Executive</i>	<i>2019 Adopted vs 2020 Executive</i>
	<i>Budget</i>	<i>2016 Actual</i>	<i>Budget</i>	<i>2017 Actual</i>	<i>Budget</i>	<i>2018 Actual</i>	<i>Budget</i>	<i>Actual</i>	<i>Budget</i>	<i>Budgets</i>
City council	\$ 107,823	\$ 106,096	\$ 107,823	\$ 106,920	\$ 108,223	\$ 108,898	\$ 109,023	\$ 107,373	\$ 109,023	0.00%
Municipal court	346,306	344,036	353,122	342,166	352,409	343,952	352,628	355,993	367,337	4.17%
Mayor's office	191,487	180,807	187,623	186,364	194,834	207,602	206,903	207,802	214,273	3.56%
City administrator	309,919	342,467	313,816	324,450	327,624	361,655	343,773	345,586	351,945	2.38%
Elections	132,328	122,123	52,048	34,458	82,778	97,436	56,175	57,570	133,882	138.33%
Human resources	334,846	316,347	399,928	359,892	433,785	388,142	469,879	451,712	498,337	6.06%
Unallocated benefits	624,144	593,562	623,518	616,087	642,732	597,598	625,307	581,424	628,402	0.49%
Clerk/Treasurer	743,402	675,996	672,631	657,561	698,458	676,179	694,377	687,956	730,621	5.22%
Assessor	491,021	488,033	506,092	506,354	506,391	475,740	506,689	499,487	501,450	-1.03%
Finance	732,900	698,636	786,988	764,141	823,185	805,265	851,819	833,201	886,462	4.07%
City attorney	612,677	626,143	632,635	607,028	631,761	641,886	653,430	657,605	675,010	3.30%
City hall	239,081	164,484	194,342	187,864	202,118	190,520	206,369	211,341	201,164	-2.52%
Planning and zoning	718,243	707,412	759,155	710,294	778,503	811,773	807,570	810,842	820,130	1.56%
Information systems	2,521,958	2,479,016	2,690,971	2,543,571	2,862,802	2,831,189	2,981,278	2,943,878	3,136,641	5.21%
Property, liability and worker's comp insurance	1,352,125	1,346,866	1,403,922	1,461,063	1,251,703	1,286,707	1,330,504	1,334,643	1,196,064	-10.10%
Bad debts, refunds and contingency	175,000	101,942	220,915	125,203	270,000	33,542	354,220	142,000	168,658	-52.39%
Other general government	148,113	161,073	143,322	197,012	142,615	139,586	127,085	127,085	133,599	5.13%
Total	\$ 9,781,373	\$ 9,455,039	\$ 10,048,851	\$ 9,730,428	\$ 10,309,921	\$ 9,997,670	\$ 10,677,029	\$ 10,355,498	\$ 10,752,998	0.71%

<i>Public Safety Expenditures</i>	<i>2016 Adopted</i>		<i>2017 Adopted</i>		<i>2018 Adopted</i>		<i>2019 Adopted</i>	<i>2019 Projected</i>	<i>2020 Executive</i>	<i>2019 Adopted vs 2020 Executive</i>
	<i>Budget</i>	<i>2016 Actual</i>	<i>Budget</i>	<i>2017 Actual</i>	<i>Budget</i>	<i>2018 Actual</i>	<i>Budget</i>	<i>Actual</i>	<i>Budget</i>	<i>Budgets</i>
Police department	\$ 16,607,068	\$ 16,387,493	\$ 17,220,980	\$ 16,823,356	\$ 17,696,451	\$ 17,486,782	\$ 18,405,600	\$ 18,435,855	\$ 18,976,582	3.10%
Emergency government	15,180	16,305	15,147	9,112	10,147	11,694	10,147	10,147	18,147	78.84%
Fire department	12,417,900	12,314,927	12,886,923	12,750,018	13,332,813	13,438,404	13,719,204	13,911,863	14,207,858	3.56%
Police and fire commission	44,493	19,956	37,476	16,776	32,276	20,075	27,276	27,276	27,276	0.00%
Building inspections	937,523	942,308	954,270	944,170	1,003,079	912,590	1,003,243	1,051,276	1,041,056	3.77%
Other public safety	172,123	173,578	176,902	179,058	179,184	166,295	182,508	186,206	220,207	20.66%
Total	\$ 30,194,287	\$ 29,854,567	\$ 31,291,698	\$ 30,722,490	\$ 32,253,950	\$ 32,035,840	\$ 33,347,978	\$ 33,622,623	\$ 34,491,126	3.43%

<i>Public Works Expenditures</i>	<i>2016 Adopted</i>		<i>2017 Adopted</i>		<i>2018 Adopted</i>		<i>2019 Adopted</i>	<i>2019 Projected</i>	<i>2020 Executive</i>	<i>2019 Adopted vs 2020 Executive</i>
	<i>Budget</i>	<i>2016 Actual</i>	<i>Budget</i>	<i>2017 Actual</i>	<i>Budget</i>	<i>2018 Actual</i>	<i>Budget</i>	<i>Actual</i>	<i>Budget</i>	<i>Budgets</i>
Roadway and streets maintenance	\$ 432,097	\$ 421,257	\$ 437,729	\$ 432,969	\$ 436,368	\$ 485,494	\$ 457,485	\$ 463,085	\$ 463,468	1.31%
Engineering Division	2,596,051	2,524,575	2,681,315	2,609,302	2,707,790	2,513,600	2,802,956	2,724,727	2,831,251	1.01%
General public works	3,802,921	3,556,155	3,638,995	3,482,313	3,737,718	3,770,010	3,819,326	3,877,476	3,940,164	3.16%
Storm sewers	60,500	60,422	60,000	60,373	60,000	60,499	60,000	60,000	60,000	0.00%
Snow and ice removal	660,275	717,995	567,500	554,750	562,500	540,942	607,500	621,233	620,100	2.07%
Fleet maintenance	725,469	804,416	811,778	801,267	827,215	828,595	854,875	867,924	878,096	2.72%
Street lighting	576,673	576,888	575,000	567,227	580,000	548,654	580,175	580,175	583,352	0.55%
Weed and tall grass cutting	7,004	7,720	7,386	9,426	7,594	8,865	8,348	8,892	8,997	7.77%
Total	\$ 8,860,990	\$ 8,669,428	\$ 8,779,703	\$ 8,517,627	\$ 8,919,185	\$ 8,756,659	\$ 9,190,665	\$ 9,203,512	\$ 9,385,428	2.12%

<i>Sanitation Expenditures</i>	<i>2016 Adopted</i>		<i>2017 Adopted</i>		<i>2018 Adopted</i>		<i>2019 Adopted</i>	<i>2019 Projected</i>	<i>2020 Executive</i>	<i>2019 Adopted vs 2020 Executive</i>
	<i>Budget</i>	<i>2016 Actual</i>	<i>Budget</i>	<i>2017 Actual</i>	<i>Budget</i>	<i>2018 Actual</i>	<i>Budget</i>	<i>Actual</i>	<i>Budget</i>	<i>Budgets</i>
Garbage collecting	\$ 2,119,613	\$ 2,101,203	\$ 2,174,000	\$ 2,023,646	\$ 2,224,800	\$ 2,151,466	\$ 2,226,000	\$ 2,214,400	\$ 2,279,000	2.38%
Composting	26,283	29,768	27,086	39,779	27,165	30,014	24,242	23,334	23,732	-2.10%
West ave landfill	89,770	70,079	79,008	74,821	79,926	57,031	82,400	75,300	86,400	4.85%
Recycling	694,222	682,978	714,725	703,838	730,410	713,794	741,930	730,670	756,311	1.94%
Total	\$ 2,929,888	\$ 2,884,028	\$ 2,994,819	\$ 2,842,084	\$ 3,062,301	\$ 2,952,305	\$ 3,074,572	\$ 3,043,704	\$ 3,145,443	2.31%

<i>Culture and Recreation Expenditures</i>	<i>2016 Adopted</i>		<i>2017 Adopted</i>		<i>2018 Adopted</i>		<i>2019 Adopted</i>	<i>2019 Projected</i>	<i>2020 Executive</i>	<i>2019 Adopted vs 2020 Executive</i>
	<i>Budget</i>	<i>2016 Actual</i>	<i>Budget</i>	<i>2017 Actual</i>	<i>Budget</i>	<i>2018 Actual</i>	<i>Budget</i>	<i>Actual</i>	<i>Budget</i>	<i>Budgets</i>
Public library	\$ 3,844,473	\$ 3,848,333	\$ 3,865,722	\$ 3,801,137	\$ 3,964,058	\$ 3,946,095	\$ 4,018,553	\$ 4,030,830	\$ 4,071,316	1.31%
Pools	415,137	410,752	411,624	387,109	379,070	371,824	381,178	401,345	259,216	-32.00%
Recreation programs	884,941	878,516	925,848	926,361	949,473	958,499	978,814	990,926	1,034,967	5.74%
Parks administration	568,092	572,713	597,780	577,454	635,647	612,470	647,087	650,995	667,900	3.22%
Parks maintenance	2,473,460	2,426,234	2,503,935	2,338,060	2,575,445	2,509,508	2,719,204	2,730,243	2,826,381	3.94%
Festivals	24,010	24,112	24,510	16,461	24,500	26,434	24,500	24,725	24,500	0.00%
Total	\$ 8,210,113	\$ 8,160,660	\$ 8,329,419	\$ 8,046,582	\$ 8,528,193	\$ 8,424,830	\$ 8,769,336	\$ 8,829,064	\$ 8,884,280	1.31%

<i>Conservation and Development Expenditures</i>	<i>2016 Adopted</i>		<i>2017 Adopted</i>		<i>2018 Adopted</i>		<i>2019 Adopted</i>	<i>2019 Projected</i>	<i>2020 Executive</i>	<i>2019 Adopted vs 2020 Executive</i>
	<i>Budget</i>	<i>2016 Actual</i>	<i>Budget</i>	<i>2017 Actual</i>	<i>Budget</i>	<i>2018 Actual</i>	<i>Budget</i>	<i>Actual</i>	<i>Budget</i>	<i>Budgets</i>
Forestry	\$ 964,899	\$ 950,720	\$ 981,510	\$ 956,767	\$ 1,020,288	\$ 1,033,511	\$ 1,080,914	\$ 1,080,765	\$ 1,113,751	3.04%
Redevelopment authority	2,840	3,047	4,895	5,468	4,895	5,833	10,975	7,525	10,975	0.00%
Total	\$ 967,739	\$ 953,767	\$ 986,405	\$ 962,235	\$ 1,025,183	\$ 1,039,344	\$ 1,091,889	\$ 1,088,290	\$ 1,124,726	3.01%

Other Financing Uses	2016 Adopted		2017 Adopted		2018 Adopted		2019 Adopted	2019 Projected	2020 Executive	2019 Adopted vs 2020 Executive
	Budget	2016 Actual	Budget	2017 Actual	Budget	2018 Actual	Budget	Actual	Budget	Budgets
Transfer to sick leave trust	\$ 188,769	\$ 181,618	\$ 195,963	\$ 237,268	\$ 248,196	\$ 229,968	\$ 276,226	\$ 232,285	\$ 238,819	-13.54%
Transfer to special revenue	15,000	15,000	15,000	15,000	15,000	15,000	15,000	15,000	15,000	0.00%
Transfer to cap proj - muni improv (Fund 0420)	-	26,806	-	24,000	-	-	94,456	94,456	16,000	0.00%
Transfer to cap proj - fleet (Fund 0430)	-	-	1,038,728	1,038,728	1,195,648	1,195,648	1,101,192	1,101,192	1,147,325	4.19%
Transfer to enterprise - cemetery (Fund 0604)	-	-	88,661	88,661	88,661	88,661	88,661	88,661	88,661	0.00%
Transfer to enterprise - transit (Fund 0607)	-	-	1,206,508	1,122,226	1,206,594	1,329,984	1,220,550	1,098,914	1,406,238	15.21%
Total	\$ 203,769	\$ 223,424	\$ 2,544,860	\$ 2,525,883	\$ 2,754,099	\$ 2,859,261	\$ 2,796,085	\$ 2,630,508	\$ 2,912,043	4.15%
Total Expenditures	\$ 61,148,159	\$ 60,200,913	\$ 64,975,755	\$ 63,347,329	\$ 66,852,832	\$ 66,065,909	\$ 68,947,554	\$ 68,773,199	\$ 70,696,044	2.54%

Other Funds receiving Levy Support

Debt Service - Fund 300	2016 Adopted		2017 Adopted		2018 Adopted		2019 Adopted	2019 Projected	2020 Executive	2019 Adopted vs 2020 Executive
	Budget	2016 Actual	Budget	2017 Actual	Budget	2018 Actual	Budget	Actual	Budget	Budgets
Levy	\$ 10,850,217	\$ 10,850,217	\$ 12,619,544	\$ 12,619,544	\$ 14,110,288	\$ 14,110,288	\$ 14,858,332	\$ 14,858,332	\$ 16,576,488	11.56%
Non-Levy Revenues	5,000	10,015	5,000	89,014	25,000	188,536	75,000	150,000	120,853	61.14%
Expenditures	(11,721,378)	(17,477,928)	(17,682,927)	(17,885,894)	(17,755,648)	(17,997,653)	(15,425,885)	(15,642,058)	(27,474,447)	78.11%
Other Financing Sources (Uses)	760,000	6,854,302	5,216,383	5,025,096	3,695,360	4,472,278	556,550	1,035,797	11,122,459	1898.47%
Transfers In (Out)	(266,218)	(266,218)	(158,000)	(158,000)	(75,000)	(75,000)	(63,997)	(63,997)	(345,353)	439.64%
Total Increase (Decrease) in Fund Balance	\$ (372,379)	\$ (29,612)	\$ -	\$ (310,240)	\$ -	\$ 698,449	\$ -	\$ 338,074	\$ -	#DIV/0!

Municipal Improvements (CIP) - Fund 420	2016 Adopted		2017 Adopted		2018 Adopted		2019 Adopted	2019 Projected	2020 Executive	2019 Adopted vs 2020 Executive
	Budget	2016 Actual	Budget	2017 Actual	Budget	2018 Actual	Budget	Actual	Budget	Budgets
Levy	\$ 391,010	\$ 391,010	\$ -	\$ -	\$ -	\$ -	\$ -	\$ -	\$ -	0.00%
General Fund Transfer (Levy)	-	-	-	-	-	-	94,456	94,456	16,000	-83.06%
Non-Levy Revenues	1,313,829	5,232,672	7,540,550	-	-	-	28,737,400	28,737,400	18,690,282	-34.96%
Expenditures	(1,704,839)	(1,760,661)	(7,540,550)	-	-	-	(28,831,856)	(28,831,856)	(18,706,282)	-35.12%
Total Increase (Decrease) in Fund Balance	\$ -	\$ 3,863,021	\$ -	\$ -	\$ -	\$ -	\$ -	\$ -	\$ -	0.00%

*2017-2018 = No levy funding for Fund 420

Equipment Revolving (CIP) - Fund 430	2016 Adopted		2017 Adopted		2018 Adopted		2019 Adopted	2019 Projected	2020 Executive	2019 Adopted vs 2020 Executive
	Budget	2016 Actual	Budget	2017 Actual	Budget	2018 Actual	Budget	Actual	Budget	Budgets
Levy	\$ 1,123,700	\$ 1,123,700	\$ -	\$ -	\$ -	\$ -	\$ -	\$ -	\$ -	0.00%
General Fund Transfer (Levy)	-	-	1,038,728	1,038,728	1,195,648	1,195,648	1,101,192	1,101,192	1,147,325	4.19%
Non-Levy Revenues	1,186,550	1,781,613	2,953,902	2,219,254	1,517,774	1,696,253	2,462,763	2,462,763	2,632,500	6.89%
Expenditures	(2,310,250)	(2,617,093)	(3,992,630)	(3,125,414)	(2,713,422)	(2,947,032)	(3,563,955)	(3,563,955)	(3,779,825)	6.06%
Total Increase (Decrease) in Fund Balance	\$ -	\$ 288,220	\$ -	\$ 132,568	\$ -	\$ (55,131)	\$ -	\$ -	\$ -	0.00%

	2016 Adopted		2017 Adopted		2018 Adopted		2019 Adopted	2019 Projected	2020 Executive	2019 Adopted vs
	Budget	2016 Actual	Budget	2017 Actual	Budget	2018 Actual	Budget	Actual	Budget	2020 Executive Budgets
Cemetery - Fund 604										
Levy	\$ 88,661	\$ 88,661	\$ -	\$ -	\$ -	\$ -	\$ -	\$ -	\$ -	0.00%
General Fund Transfer (Levy)	-	-	88,661	88,661	88,661	88,661	88,661	88,661	88,661	0.00%
Non-Levy Revenues	638,118	639,255	577,575	621,235	605,516	702,337	946,454	606,920	815,156	-13.87%
Expenditures	(724,680)	(726,076)	(681,954)	(671,757)	(698,314)	(916,509)	(1,077,075)	(777,810)	(936,836)	-13.02%
Total Increase (Decrease) in Net Position	\$ 2,099	\$ 1,840	\$ (15,718)	\$ 38,139	\$ (4,137)	\$ (125,511)	\$ (41,960)	\$ (82,229)	\$ (33,019)	-21.31%

	2016 Adopted		2017 Adopted		2018 Adopted		2019 Adopted	2019 Projected	2020 Executive	2019 Adopted vs
	Budget	2016 Actual	Budget	2017 Actual	Budget	2018 Actual	Budget	Actual	Budget	2020 Executive Budgets
Transit - Fund 607										
Levy	\$ 1,206,508	\$ 1,021,952	\$ -	\$ -	\$ -	\$ -	\$ -	\$ -	\$ -	#DIV/0!
General Fund Transfer (Levy)	-	-	1,206,508	1,122,226	1,206,594	1,329,984	1,220,550	1,098,913	1,406,238	15.21%
Non-Levy Revenues	8,400,067	-	8,196,837	-	8,008,932	-	8,098,018	7,660,246	7,217,621	-10.87%
Expenditures	(10,581,798)	-	(10,523,345)	-	(10,335,526)	-	(10,438,568)	(9,779,031)	(9,743,859)	-6.66%
Total (should be depreciation for budget)	\$ (975,223)	\$ 1,021,952	\$ (1,120,000)	\$ 1,122,226	\$ (1,120,000)	\$ 1,329,984	\$ (1,120,000)	\$ (1,019,872)	\$ (1,120,000)	0.00%

	2016 Adopted		2017 Adopted		2018 Adopted		2019 Adopted	2019 Projected	2020 Executive	2019 Adopted vs
	Budget	2016 Actual	Budget	2017 Actual	Budget	2018 Actual	Budget	Actual	Budget	2020 Executive Budgets
Levy Summary										
General - Fund 100	\$ 43,398,934	\$ 43,668,105	\$ 46,482,463	\$ 46,556,952	\$ 48,146,742	\$ 48,132,675	\$ 48,682,060	\$ 48,682,722	\$ 49,836,569	2.37%
Less: Other Taxes	(897,952)	(982,567)	(840,372)	(914,861)	(837,569)	(823,445)	(747,642)	(748,304)	(775,756)	3.76%
General - Fund 100 - Levy only	42,500,982	42,685,538	45,642,091	45,642,091	47,309,173	47,309,230	47,934,418	47,934,418	49,060,813	2.35%
Debt Service - Fund 300	10,850,217	10,850,217	12,619,544	12,619,544	14,110,288	14,110,288	14,858,332	14,858,332	16,576,488	11.56%
Municipal Improvements (CIP) - Fund 420	391,010	391,010	-	-	-	-	-	-	-	0.00%
Equipment Revolving (CIP) - Fund 430	1,123,700	1,123,700	-	-	-	-	-	-	-	0.00%
Cemetery - Fund 604	88,661	88,661	-	-	-	-	-	-	-	0.00%
Transit - Fund 607	1,206,508	1,021,952	-	-	-	-	-	-	-	0.00%
Total Levy	\$ 56,161,078	\$ 56,161,078	\$ 58,261,635	\$ 58,261,635	\$ 61,419,461	\$ 61,419,518	\$ 62,792,750	\$ 62,792,750	\$ 65,637,301	4.53%

As of 9-19-19

City of Waukesha Outstanding Debt as of 12/31/19

Outstanding General Obligation Debt

Description	Issue Date	Amount Outstanding
General Obligation Debt	2010	\$ 2,783,222
General Obligation Debt	2011	1,390,000
General Obligation Debt	2012	5,305,000
General Obligation Debt	2013	6,170,000
General Obligation Debt	2014	6,809,495
General Obligation Debt	2015	14,575,000
General Obligation Debt	2016	13,600,000
General Obligation Debt	2017	14,050,000
General Obligation Debt	2018	14,805,000
General Obligation Debt	2019	28,100,000
Subtotal		<u>107,587,717</u>
General Obligation Debt - Clean Water Utility	2010	96,778
General Obligation Debt - Clean Water Utility	2012	650,000
General Obligation Debt - Clean Water Utility	2014	3,402,129
Subtotal		<u>4,148,907</u>
General Obligation Debt - Water Utility	2013	8,360,000
General Obligation Debt - Water Utility	2014	4,145,000
General Obligation Debt - Water Utility	2015	5,155,000
General Obligation Debt - Water Utility	2016	6,280,000
Subtotal		<u>23,940,000</u>
Total General Obligation Debt (1) (2)		<u>\$ 135,676,624</u>
Equalized Value of the City		\$ 6,414,435,300
Statutory Limitation Percentage		X 5%
General Obligation Debt Limitations (per Wisconsin Statute 67.03)		320,721,765
Less: Total Outstanding Debt		(135,676,624)
Legal Debt Margin		<u>\$ 185,045,141</u>

Note Anticipation Notes (Clean Water Utility)

Description	Issue Date	Amount Outstanding
Note Anticipation Notes	2019	\$ 10,000,000
Note Anticipation Notes - Clean Water Utility	2019	4,700,000
Total Note Anticipation Notes		<u>\$ 14,700,000</u>

Revenue Debt (Clean Water Utility)

Description	Issue Date	Amount Outstanding
Revenue Debt	2014	\$ 6,180,000
Revenue Debt	2016	3,255,000
Revenue Debt	2017	5,940,000
Revenue Debt	2018	5,355,000
Revenue Debt	2019	2,980,000
Total Revenue Debt (3)		<u>\$ 23,710,000</u>

Clean Water Fund Loan

Description	Issue Date	Amount Outstanding
Clean Water Fund Loan Phase I	2014	\$ 23,044,158
Clean Water Fund Loan Phase II	2015	12,533,067
Clean Water Fund Loan (4)	2019	13,575,714
Total Clean Water Fund Loan (3)		<u>\$ 49,152,939</u>

(1) The Waukesha Water Utility's budget is presented in a separate document along with the total debt for the Waukesha Water Utility. Only the GO portion of the Waukesha Water Utility's outstanding debt is shown above for the purpose of showing the legal debt margin.

(2) The Clean Water Utility has outstanding GO debt. This debt is required to be included in the City's legal debt calculation, even though it is paid by revenues of the Clean Water Utility.


(3) Revenue Debt and Clean Water Fund Loans are paid with the revenues derived from the operations of the Clean Water Utility. This debt does not constitute an indebtedness of the City within the meaning of any constitutional or statutory debt limitation or provision. Note Anticipation Notes are expected to be refinanced to revenue debt.

(4) The 2019 Clean Water Fund Loan amount outstanding is presented as a combination of actual amounts and estimated draws. \$9,375,714 is the amount of actual debt outstanding as of 9/18/19. Future draws of \$4,200,000 that are estimated to occur between 9/19/19 and 12/31/19 have been which results in an estimated amount outstanding of \$13,575,714 at 12/31/19. Actual draws made between 09/19/19 and 12/31/19 could vary from this estimate.



GENERAL FUND

The General Fund is the primary operating fund of a governmental unit. This fund is used to account for general operations and activities not requiring the use of other funds. Many of the usual, day-to-day activities of a municipality are supported by the General Fund.



GENERAL FUND REVENUES

- Taxes
- Intergovernmental Revenues
- License & Permits
- Penalties & Forfeitures
- Public Charges for Service
- Interdepartmental Charges
- Miscellaneous Revenue
- Transfers from Other Funds

City of Waukesha - 2020 Annual Operating Budget

0100	General Fund	2017 Actuals	2018 Actuals	2019 Orig Bud	2019 YTD Actuals	2019 Projected	2020 Executive	PCT Change 2019-2020Orig
1210	Municipal Court	(733,733.19)	(744,773.33)	(790,000.00)	(432,378.18)	(720,284.00)	(762,500.00)	-3.5%
1210 44110	Muni Court Fines And Costs	(160,817.79)	(164,246.02)	(175,000.00)	(119,931.43)	(185,000.00)	(185,000.00)	5.7%
1210 44130	Circ Court Fines And Costs	(3,079.91)	(3,392.04)	(5,000.00)	(1,588.49)	(2,384.00)	(2,500.00)	-50.0%
1210 44190	Other Fines And Forfeitures	(569,835.49)	(577,135.27)	(610,000.00)	(310,858.26)	(532,900.00)	(575,000.00)	-5.7%
1310	Mayor's Office	(10,620.00)	(8,060.00)	(6,000.00)	(11,552.00)	(11,552.00)	(8,000.00)	33.3%
1310 47440	Accounting Services	(6,000.00)	(6,000.00)	(6,000.00)	(6,000.00)	(6,000.00)	(8,000.00)	33.3%
1310 48413	Donations - Celebrate Waukesha	(4,620.00)	(2,060.00)	0.00	(5,552.00)	(5,552.00)	0.00	0.0%
1330	City Administrator	(9,500.00)	(9,500.00)	(9,500.00)	(9,500.00)	(9,500.00)	(12,000.00)	26.3%
1330 47440	Accounting Services	(9,500.00)	(9,500.00)	(9,500.00)	(9,500.00)	(9,500.00)	(12,000.00)	26.3%
1410	City Clerk	(158,321.43)	(183,593.16)	(161,300.00)	(153,249.19)	(167,000.00)	(171,000.00)	6.0%
1410 43110	License-Liquor & Malt Bev	(74,262.93)	(94,039.00)	(83,000.00)	(78,756.95)	(80,000.00)	(83,000.00)	0.0%
1410 43111	License- Liquor & Malt Reserve	0.00	(10,000.00)	0.00	(10,000.00)	(10,000.00)	(10,000.00)	0.0%
1410 43120	License-Business & Occupatio	(70,475.01)	(66,363.66)	(65,000.00)	(52,071.00)	(64,000.00)	(65,000.00)	0.0%
1410 43160	License-Cigarette Vendors	(6,200.00)	(6,000.00)	(5,800.00)	(5,500.00)	(5,500.00)	(5,500.00)	-5.2%
1410 45110	Clerks Fees	(7,383.49)	(7,190.50)	(7,500.00)	(6,921.24)	(7,500.00)	(7,500.00)	0.0%
1420	Elections	(300.00)	(600.00)	0.00	(1,303.78)	(44.00)	(600.00)	-60000.0%
1420 42495	Other State Grants	(300.00)	(600.00)	0.00	(1,260.03)	0.00	(600.00)	0.0%
1420 45110	Clerks Fees	0.00	0.00	0.00	(43.75)	(44.00)	0.00	0.0%
1430	Human Resources/Admin	(23,953.23)	(25,579.00)	(25,579.00)	(25,572.00)	(25,594.00)	(28,000.00)	9.5%
1430 45140	Personnel Fees	(181.23)	0.00	0.00	(15.00)	(15.00)	0.00	0.0%
1430 47440	Accounting Services	(23,772.00)	(25,579.00)	(25,579.00)	(25,557.00)	(25,579.00)	(28,000.00)	9.5%
1433	Payroll	(3,108.00)	(3,396.00)	(3,396.00)	(3,391.04)	(3,396.00)	(4,000.00)	17.8%
1433 47440	Accounting Services	(3,108.00)	(3,396.00)	(3,396.00)	(3,391.04)	(3,396.00)	(4,000.00)	17.8%
1510	Finance/Administration	(5,039,240.83)	(5,326,555.61)	(5,743,344.00)	(5,300,988.13)	(5,751,826.00)	(5,900,539.00)	2.7%
1510 41150	Taxes - Managed Forest Land	(103.24)	0.00	(50.00)	0.00	0.00	0.00	-100.0%
1510 41310	Tax Equiv-Municipal Utility	(59.69)	(59.69)	(60.00)	(59.69)	(60.00)	(60.00)	0.0%
1510 41320	Tax Equiv-Housing Authority	(117,389.56)	(116,525.81)	(115,000.00)	0.00	(116,000.00)	(116,000.00)	0.9%
1510 41900	Other Taxes	0.00	(32.03)	0.00	0.00	0.00	0.00	0.0%
1510 42210	State Shared Revenues	(581,759.51)	(613,160.05)	(563,212.00)	(228,568.28)	(563,212.00)	(493,055.00)	-12.5%
1510 42405	State Aid - Exempt Computer	(272,736.00)	(279,480.32)	(280,000.00)	(286,242.29)	(286,242.00)	(286,242.00)	2.2%
1510 42406	State Aid -Exempt PP Machinery	0.00	0.00	(422,491.00)	(422,490.77)	(422,491.00)	(368,423.00)	-12.8%
1510 42485	Expenditure Restraint	(2,078,653.16)	(2,101,581.56)	(2,176,595.00)	(2,176,595.47)	(2,176,595.00)	(2,199,820.00)	1.1%
1510 45150	Accounting Fees	(25,495.32)	(1,023.00)	(500.00)	(603.00)	(800.00)	(800.00)	60.0%
1510 46110	Spec Assessment-Deferred	21.66	(17,999.76)	0.00	0.00	0.00	0.00	0.0%
1510 47440	Accounting Services	(108,652.34)	(108,133.00)	(126,503.00)	(126,453.00)	(126,503.00)	(140,000.00)	10.7%
1510 48180	Interest On Revolving Loans	1,134.65	0.00	0.00	0.00	0.00	0.00	0.0%

City of Waukesha - 2020 Annual Operating Budget

0100	General Fund	2017 Actuals	2018 Actuals	2019 Orig Bud	2019 YTD Actuals	2019 Projected	2020 Executive	PCT Change 2019-2020Orig
1510	48183 Interest - Gen Fund Adv	(3,453.89)	0.00	0.00	0.00	0.00	0.00	0.0%
1510	48470 Sales Tax Discount	(246.11)	(236.98)	0.00	(215.61)	(183.00)	0.00	0.0%
1510	48490 Miscellaneous Revenues	(251.68)	(9,297.22)	0.00	(827.02)	(807.00)	0.00	0.0%
1510	49230 Transfers From Debt Service	(39,669.96)	(204,146.19)	0.00	0.00	0.00	0.00	0.0%
1510	49240 Transfers From Cap Project	(18,298.68)	0.00	0.00	0.00	0.00	0.00	0.0%
1510	49260 Transfers From Enterprise Fu	(1,793,628.00)	(1,874,880.00)	(2,058,933.00)	(2,058,933.00)	(2,058,933.00)	(2,023,579.00)	-1.7%
1510	49990 Appropriated Fund Balance Ap	0.00	0.00	0.00	0.00	0.00	(272,560.00)	0.0%
1540	Assessor	(27,293.42)	(31,933.59)	(33,150.00)	(17,403.96)	(31,175.00)	(33,300.00)	0.5%
1540	43510 Property Tax Exemption Fee	(50.00)	(1,250.00)	(150.00)	(150.00)	(175.00)	(1,300.00)	766.7%
1540	45154 Assessors Fees	(27,243.42)	(30,683.59)	(33,000.00)	(17,253.96)	(31,000.00)	(32,000.00)	-3.0%
1560	Treasurer	(46,005,800.43)	(48,114,581.23)	(48,782,062.00)	(49,719,705.21)	(49,099,667.00)	(50,203,118.00)	2.9%
1560	41110 Taxes-R.E. & P.P	(45,642,091.00)	(47,309,230.34)	(47,934,418.00)	(47,934,418.00)	(47,934,418.00)	(49,060,813.00)	2.3%
1560	41111 Taxes-Omitted Assessments	(3,262.32)	(11,613.32)	(3,000.00)	(1,606.87)	(1,606.00)	(3,000.00)	0.0%
1560	41112 Taxes-Delinquent Fees/Penalt	(128,865.76)	(108,759.74)	(90,000.00)	(95,203.62)	(95,000.00)	(95,000.00)	5.6%
1560	41118 Delinquent Taxes - Pre 2011	(1,453.04)	(1,231.05)	(500.00)	(155.07)	(300.00)	(300.00)	-40.0%
1560	41119 Taxes-Prior Year Delinquent	(18,525.98)	(4,516.08)	(10,000.00)	(5,541.18)	(7,000.00)	(7,000.00)	-30.0%
1560	41140 Taxes - Mobile Home Parking	(18,191.35)	(22,363.26)	(20,694.00)	(13,858.81)	(20,000.00)	(20,000.00)	-3.4%
1560	43180 License-Dog	(13,683.02)	(8,650.30)	(12,500.00)	(16,852.16)	(17,500.00)	(12,500.00)	0.0%
1560	43185 License-Cat	(1,965.00)	(2,471.00)	(2,000.00)	(1,570.00)	(2,000.00)	(2,000.00)	0.0%
1560	45120 Treasurers Fees	(6,103.95)	(5,809.00)	(6,100.00)	(4,484.69)	(5,800.00)	(5,800.00)	-4.9%
1560	45170 Sale Of Maps	(72.88)	(50.99)	(50.00)	(25.74)	(40.00)	(40.00)	-20.0%
1560	45180 Special Assessment Search Fe	(12,085.00)	(11,875.00)	(10,000.00)	(20,215.00)	(20,000.00)	(20,000.00)	100.0%
1560	48110 Interest On Investments	(491,015.69)	(852,306.51)	(872,635.00)	(1,413,154.67)	(1,101,000.00)	(1,067,265.00)	22.3%
1560	48111 Unrealized Gain/(Loss) on B	284,663.60	182,420.84	(25,000.00)	(238,859.40)	(100,000.00)	(25,000.00)	0.0%
1560	48112 Investment Fees	53,469.35	41,882.21	41,835.00	26,243.20	42,000.00	50,600.00	21.0%
1560	48113 Realized Gain/(Loss) on Inv	(140.63)	0.00	163,000.00	0.00	163,000.00	65,000.00	-60.1%
1560	48490 Miscellaneous Revenues	(6,478.65)	(5.78)	0.00	0.00	0.00	0.00	0.0%
1560	48920 Minor Amount W/Off-Fin Chrg	0.89	(1.91)	0.00	(3.20)	(3.00)	0.00	0.0%
1570	Accounting and Budget	(3.63)	(380.00)	0.00	0.00	0.00	0.00	0.0%
1570	48490 Miscellaneous Revenues	(3.63)	(380.00)	0.00	0.00	0.00	0.00	0.0%
1610	Attorney's Office	(377.92)	(616.56)	(700.00)	(924.25)	(1,000.00)	(800.00)	14.3%
1610	47465 Attorney	(377.92)	(616.56)	(700.00)	(924.25)	(1,000.00)	(800.00)	14.3%
1720	Planning Department	(142,662.39)	(198,913.64)	(170,940.00)	(181,891.93)	(207,140.00)	(168,500.00)	-1.4%
1720	42380 Fed Aid-Comm Development	0.00	(54,200.00)	0.00	0.00	0.00	0.00	0.0%
1720	45910 TIF Application Fees	0.00	(500.00)	(1,000.00)	0.00	(1,000.00)	(1,000.00)	0.0%
1720	45920 Zoning/Planning Fees	(28,678.58)	(37,318.14)	(60,000.00)	(37,300.00)	(60,000.00)	(60,000.00)	0.0%
1720	45921 Signs-Permanent	(9,327.55)	(12,515.50)	(14,000.00)	(6,651.93)	(8,200.00)	(10,000.00)	-28.6%
1720	47410 Planning Fees	(104,656.26)	(94,380.00)	(95,940.00)	(95,940.00)	(95,940.00)	(97,500.00)	1.6%

City of Waukesha - 2020 Annual Operating Budget

0100	General Fund	2017 Actuals	2018 Actuals	2019 Orig Bud	2019 YTD Actuals	2019 Projected	2020 Executive	PCT Change 2019-2020Orig
1720	48330 Sale of City Property	0.00	0.00	0.00	(42,000.00)	(42,000.00)	0.00	0.0%
1730	Landmarks Commission	(410.00)	(655.00)	(500.00)	(335.00)	(650.00)	(400.00)	-20.0%
1730	45160 Planning Fees	(390.00)	(405.00)	(500.00)	(255.00)	(400.00)	(400.00)	-20.0%
1730	48490 Miscellaneous Revenues	(20.00)	(250.00)	0.00	(80.00)	(250.00)	0.00	0.0%
1790	Tourism	(627,011.21)	(558,363.74)	(508,338.00)	(480,096.29)	(508,348.00)	(534,396.00)	5.1%
1790	41210 Use Tax-Motel Rooms	(627,011.21)	(558,343.74)	(508,338.00)	(480,086.29)	(508,338.00)	(534,396.00)	5.1%
1790	45115 Room Tax Late Fees	0.00	(20.00)	0.00	(10.00)	(10.00)	0.00	0.0%
1810	City Hall	0.00	(17,000.00)	0.00	(1,700.00)	(1,700.00)	0.00	0.0%
1810	48210 Rentals/Leases	0.00	(17,000.00)	0.00	(1,700.00)	(1,700.00)	0.00	0.0%
1890	Rental Properties	(96,487.36)	(36,487.36)	(36,487.00)	(36,487.36)	(36,487.00)	(36,487.00)	0.0%
1890	48210 Rentals/Leases	(96,487.36)	(36,487.36)	(36,487.00)	(36,487.36)	(36,487.00)	(36,487.00)	0.0%
1915	Information Technology	(960,851.55)	(972,213.38)	(944,728.00)	(440,500.80)	(944,728.00)	(961,663.00)	1.8%
1915	42620 State Aid - Cable Fee	0.00	0.00	0.00	0.00	0.00	(168,296.00)	0.0%
1915	43410 CATV Franchise Fee	(830,037.43)	(841,480.94)	(810,000.00)	(413,224.80)	(810,000.00)	(656,000.00)	-19.0%
1915	47452 I/S Services-Prop Funds	(129,259.23)	(129,617.44)	(134,228.00)	(26,776.00)	(134,228.00)	(136,867.00)	2.0%
1915	48490 Miscellaneous Revenues	(1,554.89)	(1,115.00)	(500.00)	(500.00)	(500.00)	(500.00)	0.0%
1916	Citywide I.S. Services	(90,678.43)	(105,128.31)	(96,593.00)	(34,185.40)	(96,593.00)	(96,339.00)	-0.3%
1916	47450 I/S Services-Other Municipal	(796.27)	0.00	0.00	0.00	0.00	0.00	0.0%
1916	47452 I/S Services-Prop Funds	(89,882.16)	(105,128.31)	(96,593.00)	(34,185.40)	(96,593.00)	(96,339.00)	-0.3%
2110	Police Administration	(220,447.34)	(227,787.47)	(216,190.00)	(155,991.44)	(201,490.55)	(216,490.00)	0.1%
2110	42395 Secret Service Exp Reimb	(450.00)	(120.00)	0.00	0.00	0.00	0.00	0.0%
2110	42610 State Payments-City Services	(119,634.92)	(126,790.26)	(126,790.00)	(127,290.55)	(127,290.55)	(127,290.00)	0.4%
2110	43170 License-Bicycle	(35.00)	(70.00)	(100.00)	(90.00)	(100.00)	(100.00)	0.0%
2110	43295 Permit - Solicitor	(3,544.56)	(2,815.00)	(3,000.00)	(2,205.00)	(2,800.00)	(2,800.00)	-6.7%
2110	45210 Police Department Fees	(62,956.36)	(68,645.04)	(55,000.00)	(21,538.20)	(45,000.00)	(55,000.00)	0.0%
2110	45230 False Alarm Fees	(36,020.50)	(27,759.50)	(30,000.00)	(4,100.00)	(25,000.00)	(30,000.00)	0.0%
2110	48120 Interest On Special Assessme	(5.84)	(412.80)	(300.00)	(145.93)	(300.00)	(300.00)	0.0%
2110	48330 Sale of City Property	(7.60)	(1,174.87)	(1,000.00)	(621.76)	(1,000.00)	(1,000.00)	0.0%
2110	48490 Miscellaneous Revenues	2,207.44	0.00	0.00	0.00	0.00	0.00	0.0%
2111	Police Training	(22,952.58)	(24,073.95)	(20,960.00)	(1,939.81)	(22,740.00)	(20,740.00)	-1.0%
2111	42395 Secret Service Exp Reimb	(2,685.26)	(3,136.17)	(2,000.00)	(100.00)	(2,000.00)	0.00	-100.0%
2111	42396 Fed Aid - ICAC	(347.00)	0.00	0.00	0.00	0.00	0.00	0.0%
2111	42420 State Aid-Law Enforcement	(17,920.00)	(18,240.00)	(16,960.00)	0.00	(18,240.00)	(18,240.00)	7.5%
2111	48490 Miscellaneous Revenues	(2,000.32)	(2,697.78)	(2,000.00)	(1,839.81)	(2,500.00)	(2,500.00)	25.0%

City of Waukesha - 2020 Annual Operating Budget

0100	General Fund	2017 Actuals	2018 Actuals	2019 Orig Bud	2019 YTD Actuals	2019 Projected	2020 Executive	PCT Change 2019-2020Orig
2120	Police Community Relations	(3,616.70)	0.00	0.00	(650.00)	(650.00)	0.00	0.0%
	2120 48490 Miscellaneous Revenues	(3,616.70)	0.00	0.00	(650.00)	(650.00)	0.00	0.0%
2130	Police Patrol	(167,975.67)	(223,336.90)	(385,500.00)	(263,115.21)	(396,690.00)	(426,171.00)	10.6%
	2130 42320 Fed Grant-Law Enforcement	(7,474.20)	(5,062.34)	(5,000.00)	(6,306.86)	(8,000.00)	(10,000.00)	100.0%
	2130 42396 Fed Aid - ICAC	(7,150.39)	(1,464.56)	0.00	(6,397.35)	(6,000.00)	0.00	0.0%
	2130 42930 Schools-Reimbursement	(150,000.00)	(215,000.00)	(379,500.00)	(246,171.00)	(379,500.00)	(416,171.00)	9.7%
	2130 48410 Donations-Honor Guard	(1,850.00)	(400.00)	0.00	(2,050.00)	(2,000.00)	0.00	0.0%
	2130 48490 Miscellaneous Revenues	(1,501.08)	(1,410.00)	(1,000.00)	(2,190.00)	(1,190.00)	0.00	-100.0%
2140	Police Investigations CID	(38,173.23)	(28,769.06)	(20,750.00)	(10,808.29)	(27,608.08)	(900.00)	-95.7%
	2140 42395 Secret Service Exp Reimb	(11,538.91)	(5,674.97)	(10,000.00)	(1,068.22)	(10,000.00)	0.00	-100.0%
	2140 42396 Fed Aid - ICAC	(6,131.98)	(2,061.94)	0.00	(6,118.68)	(4,673.08)	0.00	0.0%
	2140 42397 Drug Enforcement Task Force	(14,628.00)	(18,494.77)	(10,000.00)	0.00	(10,000.00)	0.00	-100.0%
	2140 42790 DEA-HIDTA	0.00	0.00	0.00	(268.20)	(268.00)	0.00	0.0%
	2140 44190 Other Fines And Forfeitures	(4,101.10)	(457.20)	(250.00)	(1,335.90)	(650.00)	(400.00)	60.0%
	2140 48400 Other Miscellaneous Revenues	(1,773.24)	(1,900.18)	(500.00)	(1,937.29)	(1,937.00)	(500.00)	0.0%
	2140 48410 Private Donations	0.00	(180.00)	0.00	(80.00)	(80.00)	0.00	0.0%
2150	Police Support Services	(726.55)	(3,338.82)	0.00	(780.29)	(3,980.00)	0.00	0.0%
	2150 42395 Secret Service Exp Reimb	(726.55)	(65.98)	0.00	0.00	0.00	0.00	0.0%
	2150 42910 Grants-Other	0.00	0.00	0.00	0.00	(3,200.00)	0.00	0.0%
	2150 48490 Miscellaneous Revenues	0.00	(3,272.84)	0.00	(780.29)	(780.00)	0.00	0.0%
2151	Police Support Dispatch	(10,690.14)	0.00	0.00	(85.15)	(85.15)	0.00	0.0%
	2151 48490 Other Miscellaneous Revenues	(10,690.14)	0.00	0.00	(85.15)	(85.15)	0.00	0.0%
2152	Police Support Maintenance	(2,220.95)	(7,510.43)	0.00	(91.87)	(908.13)	0.00	0.0%
	2152 42395 Secret Service Exp Reimb	(699.00)	0.00	0.00	0.00	0.00	0.00	0.0%
	2152 48440 Ins Recoveries Prop Damage	0.00	(575.00)	0.00	0.00	0.00	0.00	0.0%
	2152 48490 Miscellaneous Revenues	(1,521.95)	(6,935.43)	0.00	(91.87)	(908.13)	0.00	0.0%
2155	Police Vehicle Maintenance	(12,070.84)	(12,446.66)	(12,000.00)	(8,947.67)	(12,000.00)	(12,000.00)	0.0%
	2155 48440 Ins Recoveries Prop Damage	(12,070.84)	(12,446.66)	(12,000.00)	(8,947.67)	(12,000.00)	(12,000.00)	0.0%
2210	Fire Administration	(314,689.84)	(357,028.87)	(312,500.00)	(561,581.18)	(562,738.00)	(343,500.00)	9.9%
	2210 42220 St Shared Tax-Fire Insurance	(225,781.58)	(223,923.49)	(220,000.00)	(248,455.25)	(248,455.00)	(240,000.00)	9.1%
	2210 42610 State Payments-City Services	(85,674.35)	(94,815.60)	(89,000.00)	(122,249.84)	(122,250.00)	(100,000.00)	12.4%
	2210 45220 Fire Department Fees	(3,233.91)	(4,349.47)	(3,500.00)	(2,343.25)	(3,500.00)	(3,500.00)	0.0%
	2210 48330 Sale of City Property	0.00	0.00	0.00	(188,532.84)	(188,533.00)	0.00	0.0%
	2210 48440 Ins Recoveries Prop Damage	0.00	(33,940.31)	0.00	0.00	0.00	0.00	0.0%
2211	Fire Suppression	(138,503.00)	(154,464.92)	(145,000.00)	(143,073.35)	(149,886.00)	(144,712.00)	-0.2%

City of Waukesha - 2020 Annual Operating Budget

0100	General Fund	2017 Actuals	2018 Actuals	2019 Orig Bud	2019 YTD Actuals	2019 Projected	2020 Executive	PCT Change 2019-2020Orig
2211	42775 County Wide Hazmat	(95,200.00)	(111,595.92)	(102,000.00)	(95,200.00)	(102,000.00)	(102,625.00)	0.6%
2211	45255 Technical Rescue Service Fee	(43,303.00)	(42,869.00)	(43,000.00)	(42,886.00)	(42,886.00)	(42,087.00)	-2.1%
2211	48490 Miscellaneous Revenues	0.00	0.00	0.00	(4,987.35)	(5,000.00)	0.00	0.0%
2212	Fire Prevention	(215,106.25)	(213,639.99)	(204,600.00)	(29,779.02)	(214,871.00)	(205,225.00)	0.3%
2212	43290 Permit-Other	(750.00)	(975.00)	(600.00)	(1,200.00)	(850.00)	(225.00)	-62.5%
2212	43320 Fuel Tank Inspection Fee	(3,993.25)	(7,260.00)	0.00	0.00	0.00	0.00	0.0%
2212	45280 Safety Inspection Fees	(186,084.00)	(186,011.00)	(185,000.00)	(4,443.00)	(185,000.00)	(186,000.00)	0.5%
2212	45290 Sprinkler Inspection Fees	(24,279.00)	(19,390.00)	(19,000.00)	(14,115.00)	(19,000.00)	(19,000.00)	0.0%
2212	48120 Interest On Special Assessme	0.00	(3.99)	0.00	(21.02)	(21.00)	0.00	0.0%
2212	48410 Private Donations-Lighted Do	0.00	0.00	0.00	(10,000.00)	(10,000.00)	0.00	0.0%
2213	Fire EMS	(1,846,586.78)	(1,848,307.10)	(1,707,500.00)	(896,982.31)	(1,707,500.00)	(1,791,700.00)	4.9%
2213	42490 State Aid-EMS Funding Assistan	(10,590.54)	(9,233.59)	(7,500.00)	(5,764.47)	(7,500.00)	(7,500.00)	0.0%
2213	45240 Ambulance Fee- Non-Resident	(369,174.95)	(273,345.01)	(1,700,000.00)	(891,217.84)	(1,700,000.00)	(1,784,200.00)	5.0%
2213	45241 Ambulance Fee-Resident	(1,465,464.77)	(1,565,728.50)	0.00	0.00	0.00	0.00	0.0%
2213	48440 Ins Recoveries Prop Damage	(1,356.10)	0.00	0.00	0.00	0.00	0.00	0.0%
2213	48490 Miscellaneous Revenues	(0.42)	0.00	0.00	0.00	0.00	0.00	0.0%
2215	County Hazmat Service	(8,750.85)	(20,166.95)	0.00	(3,417.72)	(3,418.00)	0.00	0.0%
2215	45250 HAZ MAT Incident Fees	(8,750.85)	(20,166.95)	0.00	(417.72)	(418.00)	0.00	0.0%
2215	48490 Miscellaneous Revenues	0.00	0.00	0.00	(3,000.00)	(3,000.00)	0.00	0.0%
2310	Building Inspections	(1,071,265.20)	(943,472.72)	(949,245.00)	(721,648.44)	(954,305.00)	(941,500.00)	-0.8%
2310	43130 License-Electrical	0.00	0.00	0.00	0.00	(100.00)	0.00	0.0%
2310	43140 License-Heating	(5,415.00)	0.00	0.00	(550.00)	(550.00)	0.00	0.0%
2310	43210 Permit-Building & Constructio	(621,727.58)	(497,276.68)	(519,445.00)	(424,847.36)	(530,000.00)	(520,000.00)	0.1%
2310	43220 Permit-Electrical	(145,769.00)	(143,433.25)	(145,000.00)	(110,419.50)	(157,000.00)	(145,000.00)	0.0%
2310	43230 Permit Plumbing	(141,937.50)	(118,533.00)	(120,000.00)	(89,473.50)	(138,000.00)	(125,000.00)	4.2%
2310	43240 Permit-Heating/Cooling	(137,356.40)	(135,974.51)	(142,020.00)	(81,572.60)	(104,000.00)	(132,000.00)	-7.1%
2310	43290 Permit-Other	(1,560.00)	(1,770.00)	(1,280.00)	(762.00)	(1,100.00)	(1,500.00)	17.2%
2310	45161 Contracted Plan Review Fee	0.00	0.00	0.00	(60.00)	0.00	0.00	0.0%
2310	45310 Inspection Fees	(17,053.00)	(45,572.00)	(21,500.00)	(11,575.00)	(21,000.00)	(18,000.00)	-16.3%
2310	48120 Interest On Special Assessme	(436.72)	(952.92)	0.00	(296.88)	(278.00)	0.00	0.0%
2310	48440 Ins Recoveries Prop Damage	0.00	0.00	0.00	(2,236.00)	(2,236.00)	0.00	0.0%
2310	48490 Miscellaneous Revenues	(10.00)	39.64	0.00	144.40	(41.00)	0.00	0.0%
2910	Police and Fire Commission	(2.49)	0.00	0.00	0.00	0.00	0.00	0.0%
2910	48490 Miscellaneous Revenues	(2.49)	0.00	0.00	0.00	0.00	0.00	0.0%
2950	Weights and Measures	(18,601.32)	(18,785.98)	(18,400.00)	(125.72)	(18,525.72)	(18,800.00)	2.2%
2950	45260 Weights & Measures Insp Fee	(18,380.08)	(18,515.56)	(18,400.00)	0.00	(18,400.00)	(18,800.00)	2.2%
2950	48120 Interest On Special Assessme	(221.24)	(270.42)	0.00	(125.72)	(125.72)	0.00	0.0%

City of Waukesha - 2020 Annual Operating Budget


0100	General Fund	2017 Actuals	2018 Actuals	2019 Orig Bud	2019 YTD Actuals	2019 Projected	2020 Executive	PCT Change 2019-2020Orig
3290	DPW/Engineering Division	(992,316.69)	(896,139.60)	(759,982.00)	(755,040.36)	(782,724.00)	(769,982.00)	1.3%
3290	43290 Permit-Other	(13,200.00)	(6,705.00)	(8,000.00)	(3,270.00)	(5,500.00)	(8,000.00)	0.0%
3290	43310 Erosion Control Inspection F	(7,458.90)	(10,940.60)	(10,000.00)	(9,068.20)	(11,000.00)	(10,000.00)	0.0%
3290	45320 Engineering Fees	(86,261.10)	(82,843.42)	(90,000.00)	(36,098.16)	(50,000.00)	(50,000.00)	-44.4%
3290	47420 Engineering Services	(883,414.29)	(793,368.58)	(650,000.00)	(702,471.60)	(712,000.00)	(700,000.00)	7.7%
3290	47452 I/S Services-Prop Funds	(1,982.40)	(1,982.00)	(1,982.00)	(1,982.00)	(1,982.00)	(1,982.00)	0.0%
3290	48125 Interest on Account	0.00	0.00	0.00	(7.77)	(100.00)	0.00	0.0%
3290	48330 Sale of City Property	0.00	0.00	0.00	(1,324.00)	(1,324.00)	0.00	0.0%
3290	48440 Ins Recoveries Prop Damage	0.00	0.00	0.00	(778.63)	(778.00)	0.00	0.0%
3290	48490 Miscellaneous Revenues	0.00	(300.00)	0.00	(40.00)	(40.00)	0.00	0.0%
3310	DPW/Street Maint Division	(3,151,652.77)	(3,680,561.18)	(3,802,500.00)	(2,935,714.15)	(3,914,266.00)	(4,149,041.00)	9.1%
3310	42230 St Shared Tax-Hwy Construction	(3,149,192.62)	(3,621,571.51)	(3,800,000.00)	(2,934,934.41)	(3,913,245.00)	(4,148,041.00)	9.2%
3310	45410 Public Works Fees	(2,448.56)	(2,021.47)	(2,500.00)	(758.22)	(1,000.00)	(1,000.00)	-60.0%
3310	48120 Interest On Special Assessme	(11.59)	(4.95)	0.00	(21.52)	(21.00)	0.00	0.0%
3310	48125 Interest on Account	0.00	(21.00)	0.00	0.00	0.00	0.00	0.0%
3310	48440 Ins Recoveries Prop Damage	0.00	(56,942.25)	0.00	0.00	0.00	0.00	0.0%
3320	Snow & Ice Removal	(867.92)	(2,224.97)	(7,500.00)	(9,579.79)	(10,100.00)	(7,500.00)	0.0%
3320	45420 Snow And Ice Control	(772.45)	(2,013.60)	(7,500.00)	(9,494.00)	(10,000.00)	(7,500.00)	0.0%
3320	48120 Interest On Special Assessme	(95.47)	(211.37)	0.00	(85.79)	(100.00)	0.00	0.0%
3330	Fleet Maintenance	(41,457.85)	(68,843.87)	(28,000.00)	(20,875.00)	(28,000.00)	(30,000.00)	7.1%
3330	47430 Force Charges - Vehicle Maint	(41,457.85)	(68,843.87)	(28,000.00)	(20,875.00)	(28,000.00)	(30,000.00)	7.1%
3390	General Public Works	(114,062.01)	(157,148.05)	(55,000.00)	(93,574.77)	(100,200.00)	(58,500.00)	6.4%
3390	47430 Public Works Services	(17,388.43)	(24,952.53)	(5,000.00)	(19,189.72)	(18,000.00)	(7,500.00)	50.0%
3390	48125 Interest on Account	0.00	(357.69)	0.00	(1,591.50)	(1,700.00)	(1,000.00)	0.0%
3390	48330 Sale of City Property	(22,250.26)	(18,106.95)	(10,000.00)	(10,405.95)	(10,500.00)	0.00	-100.0%
3390	48440 Ins Recoveries Prop Damage	(74,423.32)	(113,730.88)	(40,000.00)	(62,387.60)	(70,000.00)	(50,000.00)	25.0%
5110	Library Administration	(1,323,643.25)	(1,294,039.05)	(1,297,572.00)	(674,521.04)	(1,278,710.00)	(1,269,856.00)	-2.1%
5110	42520 County Aid-Library	(1,156,560.00)	(1,146,564.00)	(1,141,561.00)	(570,780.50)	(1,141,561.00)	(1,137,239.00)	-0.4%
5110	42950 Fees Other Municipality	(6,022.00)	(3,011.00)	(3,011.00)	(752.75)	(3,011.00)	(3,011.00)	0.0%
5110	45710 Library Fees	(161,061.25)	(144,464.05)	(153,000.00)	(102,987.79)	(134,138.00)	(129,606.00)	-15.3%
5120	Library Building	0.00	0.00	0.00	(1,072.61)	(1,073.00)	0.00	0.0%
5120	48440 Ins Recoveries Prop Damage	0.00	0.00	0.00	(1,072.61)	(1,073.00)	0.00	0.0%
5132	Big Read Grant	(23,000.00)	(22,500.00)	(17,000.00)	(14,500.00)	(22,502.00)	(15,000.00)	-11.8%
5132	42910 Grants-Other	(16,500.00)	(15,000.00)	(12,000.00)	(12,000.00)	(20,000.00)	(13,000.00)	8.3%
5132	48410 Private Donations-Lighted Do	(6,500.00)	(7,500.00)	(5,000.00)	(2,500.00)	(2,502.00)	(2,000.00)	-60.0%

City of Waukesha - 2020 Annual Operating Budget

0100	General Fund	2017 Actuals	2018 Actuals	2019 Orig Bud	2019 YTD Actuals	2019 Projected	2020 Executive	PCT Change 2019-2020Orig
5140	Children's Services	0.00	(34,598.00)	(52,431.00)	(52,558.00)	(52,558.00)	(53,948.00)	2.9%
5140	42950 Fees Other Municipality	0.00	(34,598.00)	(52,431.00)	(52,558.00)	(52,558.00)	(53,948.00)	2.9%
5141	Children's Services Grant	(1,400.00)	(6,000.00)	(2,000.00)	(2,000.00)	(2,000.00)	(2,000.00)	0.0%
5141	42910 Grants-Other	(1,400.00)	(6,000.00)	(2,000.00)	(2,000.00)	(2,000.00)	(2,000.00)	0.0%
5151	Info & Adult Services Gran	(20,000.00)	(20,000.00)	(20,000.00)	(10,000.00)	(20,000.00)	(20,000.00)	0.0%
5151	42770 County Library System Charge	(20,000.00)	(20,000.00)	(20,000.00)	(10,000.00)	(20,000.00)	(20,000.00)	0.0%
5310	Recreation Programs	(746,910.83)	(744,138.23)	(776,993.00)	(654,263.66)	(756,962.00)	(784,498.00)	1.0%
5310	45810 Recreation Fees	(746,636.37)	(743,598.79)	(776,453.00)	(654,263.66)	(756,264.00)	(783,798.00)	0.9%
5310	48440 Ins Recoveries Prop Damage	(31.99)	0.00	0.00	0.00	0.00	0.00	0.0%
5310	49280 Transfers From Trust/Agency	(242.47)	(539.44)	(540.00)	0.00	(698.00)	(700.00)	29.6%
5320	Horeb Pool	(183,659.65)	(198,143.10)	(205,000.00)	(200,483.11)	(205,000.00)	(205,000.00)	0.0%
5320	45805 Splash Cash-Unused	0.00	(105.75)	0.00	0.00	0.00	0.00	0.0%
5320	45810 Recreation Fees	(183,659.65)	(198,037.35)	(205,000.00)	(200,483.11)	(205,000.00)	(205,000.00)	0.0%
5325	Buchner Pool	(93,650.75)	(88,565.91)	(100,000.00)	(87,054.66)	(90,000.00)	0.00	-100.0%
5325	45810 Recreation Fees	(93,650.75)	(88,565.91)	(100,000.00)	(87,054.66)	(90,000.00)	0.00	-100.0%
5510	Park & Rec Administration	(746.07)	(130.86)	0.00	(51.00)	(51.00)	0.00	0.0%
5510	45880 Other PR&F Fees	0.00	(50.00)	0.00	(51.00)	(51.00)	0.00	0.0%
5510	48490 Miscellaneous Revenues	(746.07)	(80.86)	0.00	0.00	0.00	0.00	0.0%
5520	Park Maintenance	(12,245.90)	(11,558.19)	(1,059.00)	(22,271.30)	(24,309.00)	(4,959.00)	368.3%
5520	45880 Other PR&F Fees	0.00	0.00	0.00	(521.00)	0.00	0.00	0.0%
5520	48210 Rentals/Leases	(4,959.50)	(4,959.00)	(1,059.00)	(3,900.00)	(4,959.00)	(4,959.00)	368.3%
5520	48440 Ins Recoveries Prop Damage	(3,138.15)	(5,418.16)	0.00	(17,435.92)	(19,000.00)	0.00	0.0%
5520	48490 Miscellaneous Revenues	(4,148.25)	(1,181.03)	0.00	(414.38)	(350.00)	0.00	0.0%
5610	Forestry	(49,801.56)	(19,765.75)	(20,000.00)	(26,381.31)	(28,107.00)	(20,000.00)	0.0%
5610	46210 Spec Assessment-Trees	(48,839.06)	(15,845.05)	(20,000.00)	(15,275.00)	(17,000.00)	(20,000.00)	0.0%
5610	48120 Interest On Special Assessme	(487.50)	(330.67)	0.00	(9.47)	(10.00)	0.00	0.0%
5610	48125 Interest on Account	0.00	0.00	0.00	(75.15)	(75.00)	0.00	0.0%
5610	48440 Ins Recoveries Prop Damage	0.00	(3,590.03)	0.00	(11,021.69)	(11,022.00)	0.00	0.0%
5610	48490 Miscellaneous Revenues	(475.00)	0.00	0.00	0.00	0.00	0.00	0.0%
5630	Weed Control	(3,044.63)	(5,157.05)	(4,500.00)	(6,460.05)	(4,500.00)	(4,500.00)	0.0%
5630	45310 Inspection Fees	(75.00)	(1,550.00)	(1,700.00)	(2,325.00)	(1,700.00)	(1,700.00)	0.0%
5630	45980 Weed Control Fees	(2,738.45)	(500.00)	(500.00)	(825.00)	(500.00)	(500.00)	0.0%
5630	45981 Tall Grass Cutting Fee	(190.00)	(3,019.65)	(2,300.00)	(3,309.80)	(2,300.00)	(2,300.00)	0.0%

City of Waukesha - 2020 Annual Operating Budget

0100 General Fund	2017 Actuals	2018 Actuals	2019 Orig Bud	2019 YTD Actuals	2019 Projected	2020 Executive	PCT Change 2019-2020Orig
5630 48120 Interest On Special Assessme	(41.18)	(87.40)	0.00	(0.25)	0.00	0.00	0.0%
5940 Community Special Events	(1,250.00)	(1,500.00)	(1,100.00)	(1,612.50)	(1,463.00)	(1,100.00)	0.0%
5940 48490 Miscellaneous Revenues	(1,250.00)	(1,500.00)	(1,100.00)	(1,612.50)	(1,463.00)	(1,100.00)	0.0%
7100 Garbage Collection	(79,384.34)	(72,053.36)	(75,960.00)	(58,681.40)	(75,660.00)	(90,780.00)	19.5%
7100 43250 Drop Off Center Fees	(79,384.34)	(71,553.36)	(75,000.00)	(58,261.40)	(75,000.00)	(90,000.00)	20.0%
7100 46420 Dumpster Enclosure Maintenance	0.00	(500.00)	(960.00)	(420.00)	(660.00)	(780.00)	-18.8%
7110 Composting	(17,483.00)	(33,125.00)	(6,000.00)	(10,750.00)	(10,750.00)	(4,000.00)	-33.3%
7110 47432 Composting Services	(17,483.00)	(33,125.00)	(6,000.00)	(10,750.00)	(10,750.00)	(4,000.00)	-33.3%
7150 Recycling	(413,426.05)	(408,782.45)	(409,695.00)	(159,394.10)	(161,934.00)	(162,000.00)	-60.5%
7150 42550 County Grant-Recycling	(239,958.00)	(239,337.00)	(235,000.00)	0.00	0.00	0.00	-100.0%
7150 42705 Cty Govt Rcyng Carts & Trnspr	(165,181.00)	(161,534.00)	(169,695.00)	(156,934.00)	(156,934.00)	(157,000.00)	-7.5%
7150 48340 Sale of Salvage and Waste	(8,287.05)	(7,911.45)	(5,000.00)	(2,460.10)	(5,000.00)	(5,000.00)	0.0%
Grand Total	(65,292,736.02)	(68,186,434.35)	(68,947,554.00)	(65,447,020.80)	(69,464,948.63)	(70,696,044.00)	2.5%



GENERAL FUND EXPENDITURES

- General Government
- Public Safety
- Public Works
- Culture and Recreation
- Solid Waste Management
- Non-Departmental Expenses
- Operating Transfers to Other Funds



General Government

Administration

Municipal Court

Human Resources

Assessor

Finance

City Clerk/Treasurer

Attorney

Community Development

City Hall

Information Technology

ADMINISTRATION

City Administrator

Mayor

City Council

City Administrator

2020 Proposed Budget:
\$351,945

Responsible for overseeing the day-to-day operations of the City and the Overall coordination of Departments, services, activities, programs and operations

2019 ACCOMPLISHMENTS



Oversaw the start of construction on the new City Hall



Began a monthly employee training series- Kickin' it with Kevin



Started monthly meetings with Council Members to continue engagement and conversations

TOTAL EXPENDITURES

	2016 Actual	2017 Actual	2018 Actual	2019 Estimated	2020 Proposed
Personnel	\$228,094	\$248,544	\$261,483	\$267,712	\$274,748
Operating	\$114,375	\$75,906	\$100,171	\$77,874	\$77,197
TOTAL	\$342,468	\$324,450	\$361,655	\$345,586	\$351,945

STAFFING (FTE)

	2018	2019	2020 Proposed
City Administrator	1	1	1
Assistant (shared with Mayor)	.5	.5	.5
TOTAL	1.5	1.5	1.5

PERFORMANCE METRICS

	2016	2017	2018	2019 Estimated
# of E-mail newsletter contacts	NA	1,471	2,390	3,000
# of City Facebook Likes	NA	1,789	3,829	5,800
# of City Instagram Followers	NA	217	628	1,200
# of City Twitter Followers	NA	757	1,087	1,400
# of Leading Waukesha Graduates	NA	23	22	12

2020 GOALS



Substantially complete (full completion by 2021) the City Hall project ensuring project remains on time and on Budget

Strategic Plan Goal: Well Managed/Financially Sound



Expand employee engagement opportunities and training, focusing on front-line supervisors

Strategic Plan Goal: Customer Focused



Expand community engagement efforts through additional programs, workshops and use of social media

Strategic Plan Goal:

City of Waukesha - 2020 Annual Operating Budget

0100	General Fund	2017 Actuals	2018 Actuals	2019 Orig Bud	2019 YTD Actuals	2019 Projected	2020 Executive	PCT Change 2019-2020Orig
1330	City Administrator	324,450.13	361,654.58	343,773.00	257,842.30	345,586.00	351,945.00	2.4%
1330	51110 Salaries	197,562.66	202,642.06	208,766.00	143,777.94	208,766.00	213,197.00	2.1%
1330	51180 Accrued Vacation	700.26	173.24	0.00	0.00	0.00	0.00	0.0%
1330	51510 Social Security	13,099.02	13,226.31	13,650.00	10,731.94	13,650.00	14,050.00	2.9%
1330	51520 Retirement	13,752.56	13,886.28	13,674.00	9,627.00	13,674.00	14,391.00	5.2%
1330	51540 Health Insurance	22,055.57	29,646.05	29,687.00	20,723.40	29,687.00	31,171.00	5.0%
1330	51550 Life Insurance	183.12	199.27	225.00	140.95	225.00	229.00	1.8%
1330	51560 Dental Insurance	1,190.62	1,710.19	1,710.00	1,183.97	1,710.00	1,710.00	0.0%
1330	52135 Consulting	53,000.00	76,122.51	50,000.00	55,900.00	55,900.00	50,000.00	0.0%
1330	52250 Telephone	1,838.49	1,814.43	1,876.00	1,073.62	1,540.00	1,512.00	-19.4%
1330	53110 Postage and Box Rent	1.84	1.39	25.00	0.50	2.00	25.00	0.0%
1330	53120 Office Supplies	1,286.39	187.52	200.00	32.40	100.00	200.00	0.0%
1330	53135 Internal Printing	248.99	240.00	240.00	240.00	240.00	240.00	0.0%
1330	53220 Subscriptions-Office	707.98	813.39	730.00	730.50	734.00	900.00	23.3%
1330	53240 Membership Dues	5,131.00	6,579.12	6,750.00	6,637.02	6,638.00	6,675.00	-1.1%
1330	53250 Conference And Training	8,771.73	6,053.55	8,350.00	2,944.65	5,000.00	8,695.00	4.1%
1330	53320 Employee Auto Allowance	4,800.00	4,800.00	4,800.00	3,200.00	4,800.00	4,800.00	0.0%
1330	53490 Other Operating Supplies	119.90	3,559.27	2,715.00	898.41	2,920.00	4,150.00	52.9%
1330	68130 Office Furniture & Equipment	0.00	0.00	375.00	0.00	0.00	0.00	-100.0%

Mayor

2020 Proposed Budget:
\$214,273

Serves as the City's Chief Executive Officer and spokesperson for the City.

2019 ACCOMPLISHMENTS



Hosted three Celebrate Waukesha breakfast meetings with business and community leaders



Worked with the Park, Recreation & Forestry Department to provide the public with the successful Tribute Tuesday series



Engaged in outreach with the business/non-profit community to raise awareness of City projects and needs as well as to advocate for a better Waukesha

TOTAL EXPENDITURES

	2016 Actual	2017 Actual	2018 Actual	2019 Estimated	2020 Proposed
Personnel	\$147,229	\$160,055	\$171,260	\$174,278	\$176,718
Operating	\$33,578	\$26,309	\$36,342	\$33,524	\$37,555
TOTAL	\$180,807	\$186,363	\$207,602	\$207,802	\$214,273

STAFFING (FTE)

	2018	2019	2020 Proposed
Mayor	1	1	1
Assistant (shared with City Administrator)	.5	.5	.5
TOTAL	1.5	1.5	1.5

PERFORMANCE METRICS

	2016	2017	2018	2019 Estimated
# Celebrate Waukesha Breakfast Events	3	3	3	3
# of City Honors and Awards (received from outside organizations)	-	3	5	3
Public Appearances (ex: Ribbon Cuttings, etc.)	-	-	53	59
State Legislative Outreach	-	-	8	6
Great Lakes Water Outreach	-	-	17	12

2020 GOALS



Continue to engage in outreach with the business and non-profit community to raise awareness of City projects and needs as well as to advocate for a better Waukesha

Strategic Plan Goal: Vibrant Neighborhoods and Business Areas



Work to successfully resolved conflicts between Waukesha and other governmental entities

Strategic Plan Goal: Well Managed/Financially Sound



Advocate for legislation that benefits the City of Waukesha such as transportation funding and a resolution to Dark Store practices

Strategic Plan Goal: Well Managed/Financially Sound

City of Waukesha - 2020 Annual Operating Budget

0100	General Fund	2017 Actuals	2018 Actuals	2019 Orig Bud	2019 YTD Actuals	2019 Projected	2020 Executive	PCT Change 2019-2020Orig
1310	Mayor's Office	186,363.45	207,602.37	206,903.00	149,680.67	207,802.00	214,273.00	3.6%
1310	51110 Salaries	119,444.47	122,138.54	124,665.00	85,792.56	124,665.00	125,283.00	0.5%
1310	51180 Accrued Vacation	(159.17)	84.44	0.00	0.00	0.00	0.00	0.0%
1310	51510 Social Security	8,954.12	9,051.08	9,537.00	6,244.02	9,537.00	9,584.00	0.5%
1310	51520 Retirement	8,117.50	8,176.12	8,166.00	5,619.27	8,166.00	8,457.00	3.6%
1310	51540 Health Insurance	22,055.57	29,646.05	29,687.00	20,723.40	29,687.00	31,171.00	5.0%
1310	51550 Life Insurance	451.46	453.59	513.00	316.09	513.00	513.00	0.0%
1310	51560 Dental Insurance	1,190.67	1,710.11	1,710.00	1,183.93	1,710.00	1,710.00	0.0%
1310	52250 Telephone	2,052.66	2,046.08	2,020.00	860.88	1,478.00	1,440.00	-28.7%
1310	53110 Postage and Box Rent	47.02	28.66	75.00	17.77	25.00	50.00	-33.3%
1310	53120 Office Supplies	592.37	124.88	500.00	151.75	350.00	500.00	0.0%
1310	53130 Printing/Photocopying	53.98	55.74	150.00	32.99	100.00	150.00	0.0%
1310	53135 Internal Printing	2,016.23	2,000.00	2,000.00	2,000.00	2,000.00	2,000.00	0.0%
1310	53220 Subscriptions-Office	222.00	249.94	255.00	363.00	363.00	365.00	43.1%
1310	53240 Membership Dues	13,678.73	21,952.27	20,000.00	20,483.13	20,483.00	20,550.00	2.8%
1310	53250 Conference And Training	1,144.70	3,922.56	5,000.00	2,116.88	2,500.00	5,000.00	0.0%
1310	53320 Employee Auto Allowance	717.88	696.23	1,000.00	242.76	400.00	1,000.00	0.0%
1310	53490 Other Operating Supplies	673.90	885.00	1,250.00	131.95	525.00	1,000.00	-20.0%
1310	53943 Other - Celebrate Waukesha	5,109.36	4,381.08	0.00	3,400.29	5,300.00	5,500.00	0.0%
1310	68130 Office Furniture & Equipment	0.00	0.00	375.00	0.00	0.00	0.00	-100.0%

City of Waukesha - 2020 Annual Operating Budget

0100	General Fund	2017 Actuals	2018 Actuals	2019 Orig Bud	2019 YTD Actuals	2019 Projected	2020 Executive	PCT Change 2019-2020Orig
1110	City Council	106,919.85	108,897.60	109,023.00	71,647.57	107,373.00	109,023.00	0.0%
1110	51110 Salaries	103,572.14	105,176.88	105,000.00	68,797.67	103,800.00	105,000.00	0.0%
1110	51510 Social Security	1,501.80	1,525.08	1,523.00	997.62	1,505.00	1,523.00	0.0%
1110	53110 Postage and Box Rent	0.00	0.00	0.00	84.00	84.00	0.00	0.0%
1110	53120 Office Supplies	283.20	95.56	250.00	338.68	339.00	250.00	0.0%
1110	53250 Conference And Training	778.61	1,488.89	1,250.00	1,107.97	1,145.00	1,250.00	0.0%
1110	53260 Advertising	784.10	611.19	1,000.00	321.63	500.00	1,000.00	0.0%

Municipal Court

2020 Proposed Budget:
\$367,337

Conducts all municipal trials, maintains court records and collects payments of municipal fines and forfeitures

2019 ACCOMPLISHMENTS



Obtained the new court TiPSS Court software



Received payment from Probate Court for deceased persons



Multiple defendants are now in compliance with various statutes and/or ordinances after court appearances

	2016 Actual	2017 Actual	2018 Actual	2019 Estimated	2020 Proposed
Personnel	\$293,284	\$296,196	\$298,156	\$303,403	\$313,010
Operating	\$50,752	\$45,970	\$45,796	\$52,590	\$54,327
TOTAL	\$344,036	\$342,166	\$343,952	\$355,993	\$367,337

STAFFING (FTE)

	2018	2019	2020 Proposed
Judge	.63	.63	.63
Office Manager	1	1	1
Court Clerk	1	1	1
Clerical Assistant	.5	.5	.5
Administrative Assistant	1	1	1
Court Bailiff	.05	.05	.05
Interpreter	.05	.05	.05
TOTAL	4.23	4.23	4.23

PERFORMANCE METRICS

	2016	2017	2018	2019 Estimated
Total Cases Processed	9,692	9,127	9014	NA
Ordinance Cases- Adult	1,530	1,560	1727	NA
Ordinance Cases- Juvenile	239	248	182	NA
Traffic Cases	7,608	6,917	6701	NA
Contested Parking Cases	268	269	328	NA
Building Code Cases	47	133	76	NA
% of ticket/fine revenue recovered	83%	74%	68%	NA

2020 GOALS



To become proficient in new court software system
Strategic Plan Goal: Well Managed/Financially Sound



Establish liens for building code violations
Strategic Plan Goal: Well Managed/Financially Sound



Implement paperless judgment docket sheets in Court to reduce overall paper usage
Strategic Plan Goal: Well Managed/Financially Sound

City of Waukesha - 2020 Annual Operating Budget

0100	General Fund	2017 Actuals	2018 Actuals	2019 Orig Bud	2019 YTD Actuals	2019 Projected	2020 Executive	PCT Change 2019-2020Orig
1210	Municipal Court	342,166.34	343,952.14	352,628.00	246,948.39	355,993.00	367,337.00	4.2%
1210	51110 Salaries	140,818.99	144,715.35	149,785.00	103,357.31	149,785.00	154,196.00	2.9%
1210	51170 Accrued Compensatory time	146.30	(166.26)	0.00	0.00	0.00	0.00	0.0%
1210	51180 Accrued Vacation	70.47	39.56	0.00	0.00	0.00	0.00	0.0%
1210	51210 Wages Permanent	68,182.16	69,753.88	71,646.00	49,347.35	71,646.00	74,357.00	3.8%
1210	51250 Wages Temporary	3,531.41	4,257.52	3,671.00	4,222.47	3,671.00	3,671.00	0.0%
1210	51290 Outside Employment Services	1,600.00	0.00	0.00	0.00	0.00	0.00	0.0%
1210	51510 Social Security	15,454.10	16,041.48	16,993.00	11,415.40	16,993.00	17,538.00	3.2%
1210	51520 Retirement	10,716.75	10,848.99	10,864.00	7,597.36	10,864.00	11,620.00	7.0%
1210	51540 Health Insurance	52,326.56	49,540.14	45,991.00	35,164.84	45,991.00	48,290.00	5.0%
1210	51550 Life Insurance	325.11	358.67	661.00	265.42	661.00	686.00	3.8%
1210	51560 Dental Insurance	3,024.32	2,766.74	3,792.00	1,923.88	3,792.00	2,652.00	-30.1%
1210	52110 Medical Services	20,766.80	23,101.34	25,000.00	18,126.50	28,819.00	30,000.00	20.0%
1210	52190 Other Professional Services	3,198.23	3,510.21	3,600.00	2,322.12	3,600.00	3,600.00	0.0%
1210	52195 Credit Card Collection Fee	2,521.89	2,413.77	2,500.00	1,331.14	2,101.00	2,500.00	0.0%
1210	52250 Telephone	1,140.24	1,059.68	1,100.00	515.94	1,067.00	1,100.00	0.0%
1210	53110 Postage and Box Rent	5,953.98	4,317.43	5,000.00	3,262.20	5,045.00	5,100.00	2.0%
1210	53120 Office Supplies	1,091.30	959.25	1,000.00	220.00	1,000.00	1,000.00	0.0%
1210	53130 Printing/Photocopying	1,373.61	1,501.95	1,500.00	131.96	1,500.00	1,500.00	0.0%
1210	53135 Internal Printing	4,662.19	4,700.00	4,700.00	4,700.00	4,700.00	4,700.00	0.0%
1210	53230 Subscriptions-Legal Services	70.97	0.00	75.00	76.56	77.00	77.00	2.7%
1210	53240 Membership Dues	2,029.10	2,534.00	2,600.00	2,331.00	2,631.00	2,700.00	3.8%
1210	53250 Conference And Training	1,775.88	1,698.44	2,000.00	636.94	2,000.00	2,000.00	0.0%
1210	53460 Clothing And Uniforms	0.00	0.00	50.00	0.00	50.00	50.00	0.0%
1210	55130 Public Officials Liability	0.00	0.00	100.00	0.00	0.00	0.00	-100.0%
1210	68130 Office Furniture & Equipment	1,385.98	0.00	0.00	0.00	0.00	0.00	0.0%

Human Resources

2020 Proposed Budget:
\$498,337

Supports employees through the administration of payroll, employee benefit programs, employee performance evaluations, employee training programs and many other initiatives.

2019 ACCOMPLISHMENTS



All employees trained and participating in the NeoGov Pay for Performance program



Plan and hold employee benefit fair- Scheduled November 2019



Online paperless payroll- Anticipated December 2019

TOTAL EXPENDITURES

	2016 Actual	2017 Actual	2018 Actual	2019 Estimated	2020 Proposed
Personnel	\$273,808	\$306,595	\$341,818	\$381,016	\$417,887
Operating	\$42,539	\$53,297	\$46,323	\$70,696	\$80,450
TOTAL	\$316,347	\$359,892	\$388,142	\$451,712	\$498,337

STAFFING (FTE)

	2018	2019 estimated	2020 Proposed
Director	1	1	1
Deputy Director	1	1	1
Generalist	1	1	1
Payroll Specialist	.72	.72	.72
TOTAL	3.72	3.72	3.72

PERFORMANCE METRICS

	2016	2017	2018	2019 Estimated
Payroll Processing (#W-2s)	1,020	1,035	1,057	1,065
# of New Employee Orientations	34	33	44	30
% of Eligible employees utilizing the Employee Health Center	41%	41%	48%	50%
Dept. Overdue tasks in NeoGov (performance management program)	NA	NA	0	0
Employee litigation cases lost	0	0	0	0

2020 GOALS



Revise and implement new Human Resources Policies

Strategic Plan Goal: Customer Focused



Create and Implement Diversity Awareness Training

Strategic Plan Goal: Customer Focused



Create Mobile Benefit App

Strategic Plan Goal: Customer Focused

City of Waukesha - 2020 Annual Operating Budget

0100	General Fund	2017 Actuals	2018 Actuals	2019 Orig Bud	2019 YTD Actuals	2019 Projected	2020 Executive	PCT Change 2019-2020Orig
1430	Human Resources/Admin	291,315.23	331,106.45	392,405.00	251,795.80	369,581.00	414,367.00	5.6%
1430	51110 Salaries	199,811.27	215,627.87	250,155.00	165,147.54	242,000.00	265,746.00	6.2%
1430	51180 Accrued Vacation	(46.63)	(231.32)	0.00	0.00	0.00	0.00	0.0%
1430	51250 Wages Temporary	0.00	0.00	600.00	0.00	0.00	0.00	-100.0%
1430	51510 Social Security	14,844.42	15,910.71	19,146.00	12,291.57	18,900.00	20,330.00	6.2%
1430	51520 Retirement	13,582.42	14,443.25	16,385.00	10,817.23	15,280.00	17,938.00	9.5%
1430	51540 Health Insurance	29,606.46	44,791.06	59,482.00	37,706.93	54,500.00	62,342.00	4.8%
1430	51550 Life Insurance	1,095.60	961.62	617.00	362.92	590.00	641.00	3.9%
1430	51560 Dental Insurance	1,556.01	2,449.16	3,420.00	2,148.65	3,120.00	3,420.00	0.0%
1430	52110 Medical Services	5,524.80	13,519.37	6,000.00	4,142.21	5,000.00	6,000.00	0.0%
1430	52190 Other Professional Services	6.42	2,100.02	2,000.00	7.74	2,000.00	7,000.00	250.0%
1430	52250 Telephone	2,015.06	1,747.95	2,000.00	1,020.54	1,800.00	2,000.00	0.0%
1430	52420 Machinery And Equip Maint	0.00	0.00	50.00	0.00	0.00	0.00	-100.0%
1430	53110 Postage and Box Rent	3,388.42	2,489.72	3,500.00	2,445.73	3,500.00	3,500.00	0.0%
1430	53120 Office Supplies	755.09	443.23	750.00	336.51	550.00	750.00	0.0%
1430	53130 Printing/Photocopying	412.94	507.33	600.00	516.04	600.00	600.00	0.0%
1430	53135 Internal Printing	1,618.10	1,200.00	1,200.00	1,200.00	1,200.00	1,200.00	0.0%
1430	53185 PCORI Fees	2,420.46	2,548.00	2,700.00	2,658.00	2,658.00	0.00	-100.0%
1430	53220 Subscriptions-Office	1,105.99	0.00	2,000.00	0.00	1,500.00	1,500.00	-25.0%
1430	53240 Membership Dues	225.00	30.00	300.00	219.00	290.00	400.00	33.3%
1430	53250 Conference And Training	418.00	461.24	1,000.00	0.00	750.00	3,000.00	200.0%
1430	53260 Advertising	6,900.00	7,154.39	10,000.00	5,000.00	7,500.00	7,500.00	-25.0%
1430	57310 Employee Awards	332.55	480.35	500.00	493.23	485.00	500.00	0.0%
1430	57311 Tuition Reimbursement	5,742.85	4,472.50	10,000.00	5,281.96	7,358.00	10,000.00	0.0%

City of Waukesha - 2020 Annual Operating Budget

0100	General Fund	2017 Actuals	2018 Actuals	2019 Orig Bud	2019 YTD Actuals	2019 Projected	2020 Executive	PCT Change 2019-2020Orig
1431	Labor Relations	16,433.21	4,334.00	25,900.00	12,606.46	30,000.00	30,000.00	15.8%
1431	53496 Management Recruitment Service	16,433.21	4,334.00	25,900.00	12,606.46	30,000.00	30,000.00	15.8%

City of Waukesha - 2020 Annual Operating Budget

0100	General Fund	2017 Actuals	2018 Actuals	2019 Orig Bud	2019 YTD Actuals	2019 Projected	2020 Executive	PCT Change 2019-2020Orig	
1433	Payroll	52,143.51	52,701.35	51,574.00	38,985.07	52,131.00	53,970.00	4.6%	
1433	51180	Accrued Vacation	15.54	43.10	0.00	0.00	0.00	0.0%	
1433	51210	Wages Permanent	40,163.31	41,207.70	39,889.00	30,285.92	39,889.00	40,783.00	2.2%
1433	51220	Overtime	52.80	529.22	500.00	545.00	1,000.00	600.00	20.0%
1433	51510	Social Security	3,076.24	3,185.34	3,090.00	2,358.57	3,000.00	3,166.00	2.5%
1433	51520	Retirement	2,732.78	2,793.63	2,645.00	2,019.42	2,612.00	2,793.00	5.6%
1433	51550	Life Insurance	104.50	107.14	125.00	72.16	125.00	128.00	2.4%
1433	53110	Postage and Box Rent	519.57	782.89	600.00	343.28	580.00	600.00	0.0%
1433	53120	Office Supplies	158.03	313.77	250.00	298.99	400.00	350.00	40.0%
1433	53130	Printing/Photocopying	1,966.58	1,319.56	1,200.00	702.73	1,200.00	1,200.00	0.0%
1433	53135	Internal Printing	2,427.16	2,200.00	2,200.00	2,200.00	2,200.00	2,200.00	0.0%
1433	53220	Subscriptions-Office	927.00	0.00	900.00	0.00	900.00	900.00	0.0%
1433	53240	Membership Dues	0.00	219.00	175.00	159.00	225.00	250.00	42.9%
1433	53250	Conference And Training	0.00	0.00	0.00	0.00	0.00	1,000.00	0.0%

Assessor

2020 Proposed Budget:
\$501,450

Discovers, lists and values all taxable property in the City as required by law

2019 ACCOMPLISHMENTS



Completed assessments, defended values at the Board of Review and submitted assessed value reports to Dept. of Revenue as required by law



All building sketches are digitized in Vision Assessment Software



Trained Clerical Assistant to perform assigned responsibilities and expanded duties to assist appraisers with listing, measuring, and taking photos of houses.

TOTAL EXPENDITURES

	2016 Actual	2017 Actual	2018 Actual	2019 Estimated	2020 Proposed
Personnel	\$455,077	\$459,756	\$442,330	\$50,145	\$36,760
Operating	\$32,957	\$46,599	\$33,410	\$449,342	\$464,690
TOTAL	\$488,033	\$506,354	\$475,740	\$499,487	\$501,450

STAFFING (FTE)

	2018	2019	2020 Proposed
Assessor	1	1	1
Senior Appraiser	1	1	1
Appraiser	2	2	2
Cartographer	1	-	-
Clerical Assistant	-	1	1
TOTAL	5	5	5

PERFORMANCE METRICS

	2016	2017	2018	2019 Estimated
# of Assessable Real Estate Parcels	21,528	21,535	21,584	NA
# of Assessable Personal Property Accounts	2,340	2,185	2,072	NA
Total Assessed Value	\$5,698,099,200	\$6,152,038,200	\$6,172,106,600	NA
Average Single Family Assessed Value	\$186,100	\$202,500	\$203,100	NA
# of Board of Review Cases	8	7	14	NA

2020 GOALS



Complete assessment roll, defend values at the Board of Review and submit assessed value reports to the Department of Revenue as required by law

Strategic Plan Goal: Well Managed/Financially Sound



Continue to defend the assessment appeals for two outstanding appeals and make preparations to defend the new appeals that have been filed.

Strategic Plan Goal: Well Managed/Financially Sound



Sort and analyze files, prepare files for digitization and purge files in anticipation of the move to the new City Hall.

Strategic Plan Goal: Well Managed/Financially Sound

City of Waukesha - 2020 Annual Operating Budget

0100	General Fund	2017 Actuals	2018 Actuals	2019 Orig Bud	2019 YTD Actuals	2019 Projected	2020 Executive	PCT Change 2019-2020Orig
1540	Assessor	506,354.33	475,739.56	506,689.00	338,514.73	499,487.00	501,450.00	-1.0%
1540	51110 Salaries	346,274.74	334,382.10	344,340.00	205,819.47	296,101.00	301,493.00	-12.4%
1540	51170 Accrued Compensatory time	24.38	(301.50)	0.00	0.00	0.00	0.00	0.0%
1540	51180 Accrued Vacation	304.74	(911.44)	0.00	0.00	0.00	0.00	0.0%
1540	51210 Wages Permanent	0.00	3,300.80	0.00	30,220.09	44,124.00	46,387.00	0.0%
1540	51510 Social Security	25,876.67	25,386.09	26,342.00	17,734.75	25,740.00	26,613.00	1.0%
1540	51520 Retirement	23,537.40	22,490.51	22,554.00	15,460.53	21,600.00	23,482.00	4.1%
1540	51540 Health Insurance	58,633.64	53,295.51	58,634.00	40,836.21	57,108.00	61,566.00	5.0%
1540	51550 Life Insurance	1,707.82	1,598.46	1,723.00	992.63	1,360.00	1,753.00	1.7%
1540	51560 Dental Insurance	3,396.38	3,089.43	3,396.00	2,365.65	3,309.00	3,396.00	0.0%
1540	52250 Telephone	1,691.97	1,572.43	1,800.00	928.70	1,800.00	1,800.00	0.0%
1540	52990 Municipal Fee-Manuf prop assmt	19,541.54	19,306.42	19,500.00	0.00	19,500.00	19,500.00	0.0%
1540	53110 Postage and Box Rent	12,108.13	2,776.21	13,000.00	12,268.34	14,200.00	3,500.00	-73.1%
1540	53120 Office Supplies	396.01	449.55	600.00	244.70	550.00	600.00	0.0%
1540	53130 Printing/Photocopying	4,869.12	1,562.97	5,500.00	5,712.36	5,900.00	2,000.00	-63.6%
1540	53135 Internal Printing	2,838.99	3,000.00	3,000.00	3,000.00	3,000.00	3,000.00	0.0%
1540	53220 Subscriptions-Office	348.00	398.42	400.00	199.00	365.00	430.00	7.5%
1540	53240 Membership Dues	650.00	580.00	600.00	280.00	630.00	630.00	5.0%
1540	53250 Conference And Training	1,048.02	675.04	2,000.00	950.00	1,300.00	2,000.00	0.0%
1540	53320 Employee Auto Allowance	3,106.78	3,088.56	3,300.00	1,502.30	2,900.00	3,300.00	0.0%

Finance

2020 Proposed Budget:
\$886,462

Responsible for all budget and finance related functions including, but not limited to: accounts payable, insurance claim processing, budget coordination and financial reporting

2019 ACCOMPLISHMENTS



Awarded the Government Finance Officers Association Certificate of Achievement for Excellence in Financial Reporting for 2017 Comprehensive Annual Financial Report



Continue to partner with Community Development on the creation of Tax Incremental Districts to further economic development - TID 26 was just created



Worked with the City Hall planning committee to provide fiscal analysis regarding how to fund City Hall

TOTAL EXPENDITURES

	2016 Actual	2017 Actual	2018 Actual	2019 Estimated	2020 Proposed
Personnel	\$633,727	\$701,678	\$742,969	\$766,545	\$819,212
Operating	\$64,909	\$62,463	\$62,296	\$66,656	\$67,250
TOTAL	\$698,636	\$764,140	\$805,265	\$833,201	\$886,462

STAFFING (FTE)

	2018	2019	2020 Proposed
Director	1	1	1
Assistant Director	1	1	1
Senior Accountant	1	1	1
Accountant	2	2	2
Special Projects Accountant	.75	.83	.9
Finance Analyst	1	1	1
Account Clerk	.63	.63	.63
TOTAL	7.38	7.46	7.53

PERFORMANCE METRICS

	2016	2017	2018	2019 Estimated
# of Journal Entries Processed	2,236	2,388	2,438	1,365 thru 9/20
# of A/P Invoices Approved	15,065	14,558	15,159	11,462 thru 9/20
# of A/P Checks Cut	8,058	7,781	8,499	6,198 thru 9/20
# of PO Requisitions Approved	430	400	451	394 thru 9/20

2020 GOALS



Need to continue to look for new sources of revenue, as the levy limit continues to be tight.

Strategic Plan Goal: Well Managed/Financially Sound



Complete the update of the financial polices for the City of Waukesha

Strategic Plan Goal: Well Managed/Financially Sound



Continue to foster interdepartmental relationships to identify efficiencies in Financial monitoring

Strategic Plan Goal: Customer Focused

City of Waukesha - 2020 Annual Operating Budget

0100	General Fund	2017 Actuals	2018 Actuals	2019 Orig Bud	2019 YTD Actuals	2019 Projected	2020 Executive	PCT Change 2019-2020Orig
1570 Accounting and Budget		764,140.48	805,264.57	851,819.00	590,121.01	833,201.00	886,462.00	4.1%
	1570 51110 Salaries	454,110.47	480,366.64	516,284.00	357,064.37	505,000.00	524,252.00	1.5%
	1570 51170 Accrued Compensatory time	395.36	787.96	0.00	0.00	0.00	0.00	0.0%
	1570 51180 Accrued Vacation	953.42	(178.67)	0.00	0.00	0.00	0.00	0.0%
	1570 51210 Wages Permanent	78,503.82	81,603.25	87,610.00	58,266.42	87,610.00	91,138.00	4.0%
	1570 51220 Overtime	1,113.22	1,950.24	2,000.00	2,154.19	2,700.00	3,000.00	50.0%
	1570 51510 Social Security	40,319.09	42,266.25	45,797.00	31,411.43	44,000.00	46,856.00	2.3%
	1570 51520 Retirement	36,275.88	37,753.30	39,345.00	27,133.67	36,000.00	41,390.00	5.2%
	1570 51540 Health Insurance	84,635.64	90,736.36	85,537.00	62,817.48	84,135.00	103,980.00	21.6%
	1570 51550 Life Insurance	1,490.80	1,610.81	1,874.00	1,204.74	1,400.00	1,756.00	-6.3%
	1570 51560 Dental Insurance	3,880.06	6,072.56	6,072.00	4,204.08	5,700.00	6,840.00	12.6%
	1570 52130 Accounting And Auditing	37,544.00	39,080.00	40,000.00	33,311.00	41,000.00	41,000.00	2.5%
	1570 52135 Consulting	2,325.00	1,437.50	3,500.00	0.00	2,500.00	3,000.00	-14.3%
	1570 52190 Other Professional Services	3,724.93	3,725.00	3,725.00	0.00	3,725.00	3,725.00	0.0%
	1570 52250 Telephone	2,213.19	2,058.76	2,100.00	1,102.07	2,280.00	2,100.00	0.0%
	1570 53110 Postage and Box Rent	2,978.39	3,210.27	3,400.00	2,329.77	3,350.00	3,400.00	0.0%
	1570 53120 Office Supplies	2,328.08	276.67	1,800.00	213.60	1,500.00	1,600.00	-11.1%
	1570 53130 Printing/Photocopying	664.36	901.86	900.00	398.61	800.00	850.00	-5.6%
	1570 53135 Internal Printing	2,963.54	3,800.00	3,800.00	3,800.00	3,800.00	3,800.00	0.0%
	1570 53220 Subscriptions-Office	197.60	261.99	275.00	276.00	276.00	275.00	0.0%
	1570 53240 Membership Dues	958.64	1,170.00	1,300.00	1,000.00	1,025.00	1,100.00	-15.4%
	1570 53250 Conference And Training	6,006.00	6,384.05	6,400.00	3,433.58	6,400.00	6,400.00	0.0%
	1570 53260 Advertising	29.00	0.00	100.00	0.00	0.00	0.00	-100.0%
	1570 53940 Confiscated Vehicle Fees	0.00	(10.23)	0.00	0.00	0.00	0.00	0.0%
	1570 68130 Office Furniture	529.99	0.00	0.00	0.00	0.00	0.00	0.0%

Clerk/Treasurer

2020 Proposed Budget:
\$864,503

Serves functions of election administration, permit and license issuance, tax billing and collection, and preparation and recording of records

2019 ACCOMPLISHMENTS



Relocated remaining poll locations out of schools



Worked with IT Department on electronic file storage initiatives and new database creation for referral tracking.



Finalized setup for 10 year special assessment invoicing for large sidewalk and sewer project billing and automated yearly tax bill roll of unpaid amounts

TOTAL EXPENDITURES

	2016 Actual	2017 Actual	2018 Actual	2019 Estimated	2020 Proposed
Personnel	\$674,159	\$600,821	\$676,287	\$647,002	\$738,959
Operating	\$123,960	\$91,198	\$97,328	\$98,524	\$125,544
TOTAL	\$798,119	\$692,019	\$773,615	\$745,526	\$864,503

STAFFING (FTE)

	2018	2019 estimated	2020 Proposed
Clerk/Treasurer	1	1	1
Deputy Clerk/Treasurer	1	1	1
Clerical Assistant	2	2	2
Account Clerk	1	1	1
Finance Analyst	1	1	1
Administrative Assistant	1	1	1
TOTAL	7	7	7

PERFORMANCE METRICS

	2016	2017	2018	2019 Estimated
# of Elections	4	2	4	2
Total Votes Cast, All elections	72,283	8,673	56,279	14,329
% Absentee voting for Governor/Presidential Elections	31%	*	25%	*
# of Alcohol related licenses issued	960	928	976	976
# of Animal licenses	2,051	2,081	2,133	
# of street closings/parade/special event permits	53	54	55	55
Total taxes collected at City Hall		\$18,326,045.65	\$16,523,013	NA

2020 GOALS



Complete Code Recodification process with MuniCode and implementation of ordinance self-publishing software

Strategic Plan Goal: Customer Focused



Complete voter outreach efforts to encourage online voter registration. Look for additional efficiencies for growing in-office absentee voting processes.

Strategic Plan Goal: Customer Focused



Provide alternative City Hall poll location for Fall Presidential Election due to City Hall Construction.

Strategic Plan Goal: Customer Focused

City of Waukesha - 2020 Annual Operating Budget

0100	General Fund	2017 Actuals	2018 Actuals	2019 Orig Bud	2019 YTD Actuals	2019 Projected	2020 Executive	PCT Change 2019-2020Orig
1420	Elections	34,458.29	97,435.89	56,175.00	29,063.56	57,570.00	133,882.00	138.3%
1420	51250 Wages Temporary	21,621.05	76,839.61	35,535.00	13,964.94	35,000.00	105,292.00	196.3%
1420	51510 Social Security	0.00	151.71	0.00	0.00	0.00	0.00	0.0%
1420	51580 Unemployment Compensation	240.62	0.00	0.00	0.00	0.00	0.00	0.0%
1420	52420 Machinery And Equip Maint	7,140.00	7,140.00	7,140.00	7,140.00	7,140.00	7,140.00	0.0%
1420	53120 Office Supplies	1,381.07	1,499.06	1,800.00	961.17	1,800.00	1,800.00	0.0%
1420	53130 Printing/Photocopying	3,011.86	10,079.92	5,000.00	6,278.68	7,200.00	12,000.00	140.0%
1420	53260 Advertising	578.54	771.73	700.00	289.03	500.00	700.00	0.0%
1420	53320 Employee Auto Allowance	0.00	20.21	100.00	0.00	100.00	100.00	0.0%
1420	55320 Building Rental	0.00	0.00	0.00	0.00	0.00	800.00	0.0%
1420	55330 Equipment Rental	485.15	933.65	500.00	429.74	430.00	6,050.00	1110.0%
1420	68130 Office Furniture & Equipment	0.00	0.00	5,400.00	0.00	5,400.00	0.00	-100.0%

City of Waukesha - 2020 Annual Operating Budget

0100	General Fund	2017 Actuals	2018 Actuals	2019 Orig Bud	2019 YTD Actuals	2019 Projected	2020 Executive	PCT Change 2019-2020Orig
1560	Treasurer	657,560.99	676,179.04	694,377.00	462,490.12	687,956.00	730,621.00	5.2%
1560	51110 Salaries	355,275.85	367,380.12	376,872.00	260,699.66	376,872.00	385,352.00	2.3%
1560	51170 Accrued Compensatory time	(1,016.63)	1,765.47	0.00	0.00	0.00	0.00	0.0%
1560	51180 Accrued Vacation	(391.87)	(95.78)	0.00	0.00	0.00	0.00	0.0%
1560	51210 Wages Permanent	46,009.60	47,159.81	48,406.00	33,379.54	48,406.00	49,495.00	2.2%
1560	51220 Overtime	1,616.33	2,135.36	6,021.00	409.85	2,000.00	6,171.00	2.5%
1560	51250 Wages Temporary	2,085.20	3,219.62	3,525.00	772.49	3,525.00	3,525.00	0.0%
1560	51410 Board Per Diem	250.00	125.00	250.00	437.50	438.00	250.00	0.0%
1560	51510 Social Security	29,272.51	30,345.30	33,046.00	21,401.06	33,046.00	33,789.00	2.2%
1560	51520 Retirement	27,382.03	27,895.34	28,250.00	19,290.03	28,250.00	29,769.00	5.4%
1560	51540 Health Insurance	111,045.99	111,808.58	111,809.00	77,649.63	111,809.00	117,400.00	5.0%
1560	51550 Life Insurance	971.69	1,126.29	1,212.00	860.13	1,212.00	1,472.00	21.5%
1560	51560 Dental Insurance	6,458.93	6,430.31	6,444.00	4,475.97	6,444.00	6,444.00	0.0%
1560	52120 Legal Services	5,936.00	5,292.00	5,800.00	3,976.00	5,400.00	5,400.00	-6.9%
1560	52180 Management Services	8,896.00	3,161.10	5,000.00	1,736.51	3,800.00	3,800.00	-24.0%
1560	52190 Other Professional Services	10,910.84	11,541.61	12,800.00	10,350.16	12,800.00	12,800.00	0.0%
1560	52250 Telephone	2,758.63	2,563.76	2,800.00	1,238.26	2,800.00	2,800.00	0.0%
1560	52420 Machinery And Equip Maint	4,678.83	4,558.44	4,678.00	3,468.83	4,700.00	4,700.00	0.5%
1560	53110 Postage and Box Rent	21,148.29	25,925.26	21,000.00	7,813.29	21,000.00	38,000.00	81.0%
1560	53120 Office Supplies	1,179.89	1,303.45	1,200.00	794.55	1,200.00	1,200.00	0.0%
1560	53130 Printing/Photocopying	11,035.86	10,804.82	12,000.00	1,492.76	11,500.00	12,000.00	0.0%
1560	53135 Internal Printing	7,839.93	9,000.00	9,000.00	9,000.00	9,000.00	12,000.00	33.3%
1560	53220 Subscriptions-Office	132.00	164.00	164.00	259.00	234.00	234.00	42.7%
1560	53240 Membership Dues	530.00	405.00	500.00	405.00	420.00	420.00	-16.0%
1560	53250 Conference And Training	2,007.22	776.64	2,000.00	1,380.77	1,500.00	2,000.00	0.0%
1560	53260 Advertising	1,547.87	1,387.54	1,600.00	1,199.13	1,600.00	1,600.00	0.0%

Attorney

2020 Proposed Budget:
\$675,010

Responsible for the City's legal affairs, primarily ensuring that all actions taken by the City are legal. Prosecutes all municipal citations, drafts all ordinances, represents the City in litigation, provides general counsel for all City departments, officials, and Common Council.

2019 ACCOMPLISHMENTS



Successfully prevailed in all major litigation matters in the year



Maintained a high level of service to officials and Departments



Handled an increased number of cases in Municipal Court

TOTAL EXPENDITURES

	2016 Actual	2017 Actual	2018 Actual	2019 Estimated	2020 Proposed
Personnel	\$544,337	\$571,797	\$579,723	\$589,000	\$608,360
Operating	\$81,806	\$35,231	\$62,164	\$68,605	\$66,650
TOTAL	\$626,143	\$607,028	\$641,886	\$657,605	\$675,010

STAFFING (FTE)

	2018	2019	2020 Proposed
City Attorney	1	1	1
Assistant City Attorney	2.63	2.63	2.63
Administrative Assistant	1	1	1
TOTAL	4.63	4.63	1.63

PERFORMANCE METRICS

	2016	2017	2018	2019 Estimated
Response time to City Departments, Officials, and Common Council	NA	NA	Satisfactory	Satisfactory
Turnaround time for legal services from initial request to completion	NA	NA	Satisfactory	Satisfactory and working to improve

2020 GOALS



Complete purge of old files, and digitize archived files
Strategic Plan Goal: Well Managed/Financially Sound



Continue to improve turnaround times
Strategic Plan Goal: Customer Focused



Track matters, including open records requests, more effectively to give more time handling
Strategic Plan Goal: Customer Focused

City of Waukesha - 2020 Annual Operating Budget

0100	General Fund	2017 Actuals	2018 Actuals	2019 Orig Bud	2019 YTD Actuals	2019 Projected	2020 Executive	PCT Change 2019-2020Orig
1610	Attorney's Office	607,028.41	641,886.40	653,430.00	452,094.59	657,605.00	675,010.00	3.3%
1610	51110 Salaries	437,555.60	445,203.77	452,287.00	305,495.81	447,000.00	453,197.00	0.2%
1610	51180 Accrued Vacation	313.64	(312.78)	0.00	0.00	0.00	0.00	0.0%
1610	51510 Social Security	32,572.36	33,174.19	34,600.00	22,849.56	33,000.00	34,670.00	0.2%
1610	51520 Retirement	29,737.05	29,802.70	29,625.00	19,991.84	28,000.00	30,591.00	3.3%
1610	51540 Health Insurance	66,203.54	66,225.51	65,709.00	44,657.80	75,000.00	83,161.00	26.6%
1610	51550 Life Insurance	1,622.92	1,836.86	2,061.00	1,313.52	2,000.00	2,181.00	5.8%
1610	51560 Dental Insurance	3,792.36	3,792.36	3,792.00	2,539.62	4,000.00	4,560.00	20.3%
1610	52120 Legal Services	4,182.50	34,619.30	32,000.00	36,886.05	40,000.00	35,000.00	9.4%
1610	52190 Other Professional Services	670.31	595.00	1,000.00	351.87	700.00	1,000.00	0.0%
1610	52250 Telephone	2,752.68	2,635.01	2,750.00	1,415.38	2,520.00	2,750.00	0.0%
1610	53110 Postage and Box Rent	349.16	428.01	450.00	218.70	450.00	450.00	0.0%
1610	53120 Office Supplies	224.88	434.01	350.00	112.98	350.00	350.00	0.0%
1610	53130 Printing/Photocopying	275.49	84.49	350.00	270.72	350.00	350.00	0.0%
1610	53135 Internal Printing	2,277.20	2,200.00	2,200.00	2,200.00	2,200.00	2,200.00	0.0%
1610	53170 Litigation Expense	63.98	726.74	3,000.00	794.00	2,000.00	3,000.00	0.0%
1610	53180 Filing Fees	5.14	514.18	150.00	(84.50)	0.00	250.00	66.7%
1610	53220 Subscriptions-Office	132.00	144.00	156.00	0.00	0.00	0.00	-100.0%
1610	53230 Subscriptions-Law Library	14,553.80	14,640.95	15,200.00	9,760.95	15,200.00	15,900.00	4.6%
1610	53240 Membership Dues	2,889.50	2,755.10	3,000.00	1,998.10	2,200.00	2,400.00	-20.0%
1610	53250 Conference And Training	3,457.30	2,387.00	3,000.00	885.00	885.00	3,000.00	0.0%
1610	68130 Office Furniture & Equipment	3,397.00	0.00	1,750.00	437.19	1,750.00	0.00	-100.0%

Community Development

2020 Proposed Budget:
\$973,701

Includes activities related to planning, zoning, development review, economic development, and neighborhood/business relationship building

2019 ACCOMPLISHMENTS



Streamlined the sign review process



Created an electronic application process for sign permits



Held income generating branding events downtown to further support branding efforts and bring greater exposure to downtown

TOTAL EXPENDITURES

	2016 Actual	2017 Actual	2018 Actual	2019 Estimated	2020 Proposed
Personnel	\$637,711	\$631,379	705,505	731,204	743,737
Operating	\$268,347	\$290,820	260,553	223,140	229,964
TOTAL	\$906,058	\$922,200	966,058	954,344	973,701

STAFFING (FTE)

	2018	2019	2020 Proposed
Director	1	1	1
Deputy Director	1	1	1
Senior Planner (Plan & Develop; Plan & Zoning)	2	2	2
Special Projects Coordinator	1	0	0
Associate Planner	.5	1.5	1.5
Plan & Permit Review Tech	.55	0	0
Clerical Assistant	1.25	1.25	1.25
TOTAL	7.3	6.75	6.75

PERFORMANCE METRICS

	2016	2017	2018	2019 Estimated
Interdepartmental Collaborations	NA	8	12	10
Number of Plan Commission reviews completed	160	138	148	140
Downtown Social Media Impressions	NA	NA	308,855	340,000
Code Modernization -# of code sections updated	20	0	5	29
# of Households/businesses served with CDBG programs	19	19	26	15

2020 GOALS



Create an electronic submission process for Plan Commission

Strategic Plan Goal: Customer Focused



Update the City's Comprehensive Plan

Strategic Plan Goal: Well Planned, Sustainable, and Environmentally Sensitive



Auditing and Preparing all planning files for digitizing and including a new indexing and organization system to allow for easier customer and employee access and query

Strategic Plan Goal: Vibrant Neighborhoods and Business Areas

City of Waukesha - 2020 Annual Operating Budget

0100	General Fund	2017 Actuals	2018 Actuals	2019 Orig Bud	2019 YTD Actuals	2019 Projected	2020 Executive	PCT Change 2019-2020Orig
1720	Planning Department	709,332.50	810,853.83	805,660.00	541,925.30	808,932.00	818,070.00	1.5%
1720	51110 Salaries	407,612.47	463,143.75	480,422.00	314,230.59	478,686.00	486,973.00	1.4%
1720	51180 Accrued Vacation	1,303.84	558.16	0.00	0.00	0.00	0.00	0.0%
1720	51210 Wages Permanent	56,264.75	57,874.87	59,755.00	41,173.21	61,775.00	61,099.00	2.2%
1720	51250 Wages Temporary	5,173.70	7,028.40	5,200.00	3,018.10	4,900.00	5,200.00	0.0%
1720	51510 Social Security	34,866.99	39,461.00	41,399.00	27,012.05	41,415.00	42,003.00	1.5%
1720	51520 Retirement	31,527.51	34,877.95	35,211.00	23,208.14	36,238.00	36,819.00	4.6%
1720	51540 Health Insurance	83,889.84	91,090.34	95,422.00	62,351.07	95,422.00	100,021.00	4.8%
1720	51550 Life Insurance	1,035.62	1,266.86	1,514.00	772.34	1,514.00	1,403.00	-7.3%
1720	51560 Dental Insurance	5,793.93	6,213.35	6,642.00	3,889.52	6,642.00	5,502.00	-17.2%
1720	52190 Other Professional Services	13,227.00	15,835.50	0.00	8,550.00	1,000.00	0.00	0.0%
1720	52250 Telephone	3,880.93	4,165.64	3,500.00	2,067.05	3,500.00	3,500.00	0.0%
1720	52410 Vehicle Maintenance	39.14	19.42	250.00	0.00	100.00	500.00	100.0%
1720	53110 Postage and Box Rent	1,319.05	824.30	1,800.00	588.52	1,000.00	1,400.00	-22.2%
1720	53120 Office Supplies	1,161.47	812.89	1,200.00	585.52	1,200.00	1,200.00	0.0%
1720	53130 Printing/Photocopying	696.11	270.39	1,000.00	412.74	600.00	600.00	-40.0%
1720	53135 Internal Printing	4,606.51	7,100.00	7,100.00	7,100.00	7,100.00	7,100.00	0.0%
1720	53220 Subscriptions-Office	132.00	95.00	145.00	90.00	100.00	100.00	-31.0%
1720	53240 Membership Dues	2,440.88	1,466.34	2,000.00	1,032.00	1,800.00	3,100.00	55.0%
1720	53250 Conference And Training	3,900.68	5,120.54	5,750.00	2,796.26	5,750.00	6,000.00	4.3%
1720	53260 Advertising	49,765.68	50,875.99	55,000.00	38,257.31	55,000.00	55,000.00	0.0%
1720	53350 Recognition	0.00	0.00	500.00	0.00	0.00	0.00	-100.0%
1720	53490 Other Operating Supplies	0.00	168.00	0.00	30.00	30.00	0.00	0.0%
1720	53510 Gasoline; Oil; Grease Etc.	514.40	334.30	550.00	206.65	550.00	550.00	0.0%
1720	53940 Other	180.00	135.00	200.00	3,605.28	3,610.00	0.00	-100.0%
1720	68130 Office Furniture & Equipment	0.00	219.99	1,100.00	948.95	1,000.00	0.00	-100.0%
1720	68190 Other Capital	0.00	21,895.85	0.00	0.00	0.00	0.00	0.0%

City of Waukesha - 2020 Annual Operating Budget

0100	General Fund	2017 Actuals	2018 Actuals	2019 Orig Bud	2019 YTD Actuals	2019 Projected	2020 Executive	PCT Change 2019-2020Orig
1722	Redevelopment Authority	5,467.96	5,833.20	10,975.00	4,824.02	7,525.00	10,975.00	0.0%
1722	52190 Other Professional Services	0.00	200.00	5,000.00	1,550.00	1,550.00	5,000.00	0.0%
1722	53110 Postage and Box Rent	0.00	9.85	0.00	0.50	0.00	0.00	0.0%
1722	53240 Membership Dues	760.00	1,204.00	975.00	735.00	975.00	975.00	0.0%
1722	53250 Conference And Training	4,513.48	3,918.88	4,000.00	2,538.52	4,000.00	4,000.00	0.0%
1722	53260 Advertising	194.48	500.47	1,000.00	0.00	1,000.00	1,000.00	0.0%

City of Waukesha - 2020 Annual Operating Budget

0100	General Fund	2017 Actuals	2018 Actuals	2019 Orig Bud	2019 YTD Actuals	2019 Projected	2020 Executive	PCT Change 2019-2020Orig
1730	Landmarks Commission	961.04	919.46	1,910.00	583.15	1,910.00	2,060.00	7.9%
1730	52190 Other Professional Services	171.49	0.00	0.00	0.00	0.00	0.00	0.0%
1730	52220 Electric	257.90	220.76	300.00	154.57	300.00	300.00	0.0%
1730	53110 Postage and Box Rent	6.65	13.70	0.00	0.00	0.00	150.00	0.0%
1730	53180 Filing Fees	0.00	0.00	60.00	0.00	60.00	60.00	0.0%
1730	53240 Membership Dues	40.00	0.00	150.00	0.00	150.00	150.00	0.0%
1730	53250 Conference And Training	280.00	480.00	1,000.00	180.00	1,000.00	1,000.00	0.0%
1730	53260 Advertising	0.00	0.00	150.00	0.00	150.00	150.00	0.0%
1730	53350 Recognition	205.00	205.00	250.00	248.58	250.00	250.00	0.0%

City of Waukesha - 2020 Annual Operating Budget

0100 General Fund	2017 Actuals	2018 Actuals	2019 Orig Bud	2019 YTD Actuals	2019 Projected	2020 Executive	PCT Change 2019-2020Orig
1790 Tourism	197,012.41	139,585.94	127,085.00	101,824.11	127,085.00	133,599.00	5.1%
1790 57920 Operating Grants	197,012.41	139,585.94	127,085.00	101,824.11	127,085.00	133,599.00	5.1%

City of Waukesha - 2020 Annual Operating Budget

0100 General Fund	2017 Actuals	2018 Actuals	2019 Orig Bud	2019 YTD Actuals	2019 Projected	2020 Executive	PCT Change 2019-2020Orig
5630 Weed Control	9,425.80	8,865.35	8,348.00	7,781.41	8,892.00	8,997.00	7.8%
5630 51180 Accrued Vacation	0.00	3.99	0.00	0.00	0.00	0.00	0.0%
5630 51210 Wages Permanent	2,510.39	2,579.80	2,641.00	2,083.06	3,110.00	3,159.00	19.6%
5630 51510 Social Security	177.58	181.67	202.00	147.44	240.00	242.00	19.8%
5630 51520 Retirement	170.72	172.67	173.00	136.47	210.00	213.00	23.1%
5630 51540 Health Insurance	991.38	991.38	991.00	686.34	991.00	1,041.00	5.0%
5630 51550 Life Insurance	3.79	3.90	4.00	3.68	4.00	5.00	25.0%
5630 51560 Dental Insurance	56.94	56.94	57.00	39.42	57.00	57.00	0.0%
5630 52190 Other Professional Services	5,515.00	4,875.00	4,280.00	4,685.00	4,280.00	4,280.00	0.0%

City Hall

City of Waukesha - 2020 Annual Operating Budget

0100	General Fund	2017 Actuals	2018 Actuals	2019 Orig Bud	2019 YTD Actuals	2019 Projected	2020 Executive	PCT Change 2019-2020Orig
1810	City Hall	187,863.73	190,519.53	206,369.00	129,852.82	211,341.00	201,164.00	-2.5%
1810	51110 Salaries	40,719.89	22,302.74	0.00	0.00	0.00	0.00	0.0%
1810	51180 Accrued Vacation	(2.07)	(950.77)	0.00	0.00	0.00	0.00	0.0%
1810	51210 Wages Permanent	12,890.78	31,167.84	48,242.00	33,814.12	47,535.00	48,833.00	1.2%
1810	51220 Overtime	0.00	130.96	421.00	185.56	185.00	445.00	5.7%
1810	51510 Social Security	4,012.94	4,053.05	3,723.00	2,591.56	3,648.00	3,770.00	1.3%
1810	51520 Retirement	2,768.34	3,199.44	3,187.00	2,227.03	3,135.00	3,326.00	4.4%
1810	51540 Health Insurance	4,607.98	5,001.04	5,069.00	12,503.64	17,797.00	16,563.00	226.8%
1810	51550 Life Insurance	165.40	132.74	56.00	171.56	245.00	275.00	391.1%
1810	51560 Dental Insurance	297.70	306.16	298.00	701.60	1,034.00	912.00	206.0%
1810	52160 Janitorial Services	0.00	532.67	13,873.00	7,076.86	9,588.00	9,780.00	-29.5%
1810	52210 Water And Sewer	2,197.48	2,901.65	2,600.00	2,040.13	2,195.00	2,420.00	-6.9%
1810	52220 Electric	59,210.74	57,147.82	59,000.00	31,656.74	51,000.00	51,765.00	-12.3%
1810	52230 Sewer	1,373.88	1,993.87	2,500.00	1,132.45	1,918.00	2,000.00	-20.0%
1810	52240 Heat	9,647.92	11,339.83	6,600.00	6,508.39	12,000.00	12,000.00	81.8%
1810	52250 Telephone	615.50	851.92	300.00	372.71	561.00	575.00	91.7%
1810	52420 Machinery And Equip Maint	29,181.03	26,647.17	40,000.00	13,848.15	40,000.00	28,000.00	-30.0%
1810	52450 Grounds Maintenance & Impr	6,268.97	8,064.13	4,000.00	1,589.95	4,000.00	4,000.00	0.0%
1810	52470 Building Maintenance	10,407.35	12,179.33	13,000.00	11,781.41	13,000.00	13,000.00	0.0%
1810	53440 Janitorial Supplies	3,499.90	3,517.94	3,500.00	1,650.96	3,500.00	3,500.00	0.0%

Information Technology

2020 Proposed Budget:
\$3,053,134

Provides the technical infrastructure including evaluation, implementation, and support of emerging technologies to conduct the business of the City.

2019 ACCOMPLISHMENTS



Increase IT security posture through implementing a Security information and event management (SIEM) system



Worked with Information Technology Board to adopt PCI Compliance Policy



Reaching all goals set in 2019

TOTAL EXPENDITURES

	2016 Actual	2017 Actual	2018 Actual	2019 Estimated	2020 Proposed
Personnel	\$1,091,068	\$1,029,324	\$1,169,718	\$1,214,907	\$1,254,584
Operating	\$1,387,948	\$1,514,247	\$1,661,471	\$1,728,971	\$1,798,550
TOTAL	\$2,479,016	\$2,543,571	\$2,831,189	\$2,943,878	\$3,053,134

STAFFING (FTE)

	2018	2019 Estimated	2020 Proposed
Director	1	1	1
Technical Operations Manager	1	1	1
Systems Engineer (Senior Engineer; System Engineer)	2	2	2
Applications (Sr ERP & Database Admin; Developer)	3	4	4
Senior Business Analyst	1	0	0
Web Designer	0	0	1
Service Desk Coordinator	1	1	1
Audio Visual (Coordinator; TV 25 Broadcast Tech)	1.38	1.38	1.38
TOTAL	10.38	10.38	11.38

PERFORMANCE METRICS

	2016	2017	2018	2019 Estimated
% of Major Systems Uptime	NA	>99%	>99%	>99%
% of Network Uptime	NA	>99%	>99%	>99%
Annual Help Desk Tickets	2,384	2,105	2,083	2,000
Help Desk Ticket Reduction Rate from Previous Year	NA	8.8%	9.9%	1%
First Call Resolution Rate	NA	NA	NA	35%
Average First Call Resolution Time	NA	NA	NA	NA

2020 GOALS



Increase first call resolution rates for support tickets

Strategic Plan Goal: Customer Focused



Work with departments on digital transformation, empower departments with fast, automated, and organized workflows

Strategic Plan Goal: Customer Focused



Increase communication and visibility of IT projects, changes, and services

Strategic Plan Goal: Customer Focused

City of Waukesha - 2020 Annual Operating Budget

0100	General Fund	2017 Actuals	2018 Actuals	2019 Orig Bud	2019 YTD Actuals	2019 Projected	2020 Executive	PCT Change 2019-2020Orig
1915	Information Technology	1,313,604.15	1,479,377.01	1,513,278.00	1,012,214.29	1,515,878.00	1,672,641.00	10.5%
1915	51110 Salaries	684,496.55	793,750.32	819,539.00	539,033.51	819,539.00	882,744.00	7.7%
1915	51180 Accrued Vacation	630.05	(138.24)	0.00	0.00	0.00	0.00	0.0%
1915	51210 Wages Permanent	57,974.14	60,506.80	73,960.00	41,459.36	73,960.00	66,332.00	-10.3%
1915	51220 Overtime	1,074.61	675.54	3,000.00	18.96	500.00	1,000.00	-66.7%
1915	51250 Wages Temporary	5,500.50	485.00	0.00	2,575.00	4,000.00	7,800.00	0.0%
1915	51510 Social Security	55,057.87	63,773.13	67,716.00	43,191.14	67,716.00	72,484.00	7.0%
1915	51520 Retirement	50,450.42	57,113.86	57,635.00	38,004.68	57,635.00	63,793.00	10.7%
1915	51540 Health Insurance	163,506.49	181,046.06	178,447.00	126,827.35	178,447.00	229,007.00	28.3%
1915	51550 Life Insurance	2,149.45	2,385.55	2,850.00	1,568.32	2,850.00	2,391.00	-16.1%
1915	51560 Dental Insurance	8,484.31	9,492.86	10,260.00	6,703.53	10,260.00	12,540.00	22.2%
1915	51580 Unemployment Compensation	0.00	626.92	0.00	0.00	0.00	0.00	0.0%
1915	52140 Data Processing-External	660.00	1,815.00	0.00	1,950.00	1,950.00	0.00	0.0%
1915	52190 Other Professional Services	246,000.00	263,914.16	248,000.00	170,027.87	248,000.00	278,000.00	12.1%
1915	52250 Telephone	9,406.77	9,972.15	9,500.00	6,526.79	9,500.00	10,000.00	5.3%
1915	53110 Postage and Box Rent	3.22	1.88	50.00	44.29	50.00	50.00	0.0%
1915	53120 Office Supplies	1,754.94	1,353.06	1,500.00	687.94	1,200.00	1,200.00	-20.0%
1915	53130 Printing/Photocopying	77.49	614.03	200.00	28.75	50.00	100.00	-50.0%
1915	53135 Internal Printing	2,293.21	2,121.00	2,121.00	2,121.00	2,121.00	2,200.00	3.7%
1915	53150 Computer Supplies	2,460.59	2,367.06	2,100.00	6,732.96	2,100.00	2,000.00	-4.8%
1915	53240 Membership Dues	139.00	283.00	400.00	0.00	0.00	0.00	-100.0%
1915	53252 I/S Training-IS Staff	21,126.62	27,018.94	36,000.00	24,211.14	36,000.00	41,000.00	13.9%
1915	53320 Employee Auto Allowance	357.92	198.93	0.00	501.70	0.00	0.00	0.0%

City of Waukesha - 2020 Annual Operating Budget

0100	General Fund	2017 Actuals	2018 Actuals	2019 Orig Bud	2019 YTD Actuals	2019 Projected	2020 Executive	PCT Change 2019-2020Orig
1916 Citywide I.S. Services		1,229,966.83	1,351,811.74	1,468,000.00	1,348,059.69	1,428,000.00	1,464,000.00	-0.3%
	1916 52140 Data Processing-External	88,768.25	64,090.25	100,000.00	51,939.75	60,000.00	30,000.00	-70.0%
	1916 52430 Computer Hardware Maint	344,133.07	388,031.99	420,000.00	346,718.65	420,000.00	466,000.00	11.0%
	1916 52440 Software Maintenance	793,087.33	894,367.11	940,000.00	947,987.33	940,000.00	960,000.00	2.1%
	1916 53150 Computer Supplies	3,978.18	5,322.39	8,000.00	1,413.96	8,000.00	8,000.00	0.0%



Public Safety

Police

Fire

Building Inspection

Other Public Safety Services

Police

2020 Proposed Budget:
\$18,994,729

Responsible for prevention and detection of criminal activity with three service divisions of Patrol, Special Services and Investigation.

2018 ACCOMPLISHMENTS



Better accountability for equipment through full Implementation of an inventory system to electronically track all patrol fleets and their assigned equipment.



Increased security with Opti-Cop camera deployment to provide better security in the downtown area as well as for the PD's property rooms



Increased safety by deploying Tactical Emergency Medical equipment in each squad available to each officer.

TOTAL EXPENDITURES

	2016 Actual	2017 Actual	2018 Actual	2019 Estimated	2020 Proposed
Personnel	\$15,545,819	\$15,948,445	\$16,560,950	\$17,450,434	\$17,984,572
Operating	\$857,978	\$937,526	\$995,568	\$1,010,157	\$937,526
TOTAL	\$16,403,797	\$16,832,468	\$17,498,476	\$18,446,002	\$18,994,729

STAFFING (FTE)

	2018	2019	2020 Proposed
Chief	1	1	1
Deputy Chief	1	1	1
Management Staff (Captains, Lieutenants, Sergeants)	18	19	19
Detective (Acting Detective; Detective)	19	19	19
Specialist (Police Specialist; Acting Specialist, Warrant Specialist)	17	19	19
Patrol Officer	64	64	64
Emergency Communication Center (Supervisor; Acting Lead Dispatchers, Dispatchers)	16	16	16
Building Maintenance Coordinator	1	1	1
Administrative Staff (Office Manager, Clerical Assistant)	14	13	13
Community Service Officer	3.5	3.5	3.5
TOTAL	154.5	156.5	156.5

PERFORMANCE METRICS

	2016	2017	2018	2019 Estimated
# of Calls for Service	27,721	26,165	25,617	NA
# of Accident Reports	1,638	1,277	1,432	NA
# of Traffic Citations	8,153	7,367	7,233	NA
# of Adult Arrests	3,197	3,119	2,858	NA
# of Juvenile Arrests	384	326	282	NA
# of Alarms	778	830	846	NA

2020 GOALS



Continue to expand efficiencies in our record management system to maximize the upgraded ProPhoenix RMS Software.

Strategic Plan Goal: Well Managed/Financially Sound



Continue to increase school safety with the addition of two School Resource Officers in the middle schools before the end of the school year

Strategic Plan Goal: Safe and Secure



Become recertified through Wisconsin Law Enforcement Accreditation Group

Strategic Plan Goal: Safe and Secure

City of Waukesha - 2020 Annual Operating Budget

0100	General Fund	2017 Actuals	2018 Actuals	2019 Orig Bud	2019 YTD Actuals	2019 Projected	2020 Executive	PCT Change 2019-2020Orig
2110	Police Administration	911,530.14	931,175.89	956,351.00	668,747.19	955,901.00	989,618.00	3.5%
2110	51110 Salaries	658,188.60	676,012.23	692,396.00	483,368.87	692,396.00	709,384.00	2.5%
2110	51170 Accrued Compensatory time	(3,018.39)	(6,213.27)	0.00	0.00	0.00	0.00	0.0%
2110	51180 Accrued Vacation	2,565.43	1,934.31	0.00	0.00	0.00	0.00	0.0%
2110	51250 Wages Temporary	70.00	0.00	200.00	0.00	100.00	200.00	0.0%
2110	51260 Clothing Allowance	3,250.00	3,250.00	3,250.00	3,250.00	3,250.00	3,250.00	0.0%
2110	51510 Social Security	48,267.77	49,690.92	52,251.00	35,935.18	52,251.00	53,648.00	2.7%
2110	51520 Retirement	69,672.88	72,397.81	72,412.00	50,576.95	72,412.00	80,206.00	10.8%
2110	51540 Health Insurance	117,161.72	118,964.04	118,965.00	84,647.49	118,965.00	124,913.00	5.0%
2110	51550 Life Insurance	1,034.31	1,161.77	1,337.00	869.20	1,337.00	1,377.00	3.0%
2110	51560 Dental Insurance	6,840.60	6,840.60	6,840.00	4,867.35	6,840.00	6,840.00	0.0%
2110	52190 Other Professional Services	725.85	270.85	1,000.00	498.81	1,000.00	1,000.00	0.0%
2110	53220 Subscriptions-Office	457.00	517.00	600.00	175.99	250.00	400.00	-33.3%
2110	53240 Membership Dues	3,623.00	3,361.00	3,600.00	3,386.00	3,600.00	4,900.00	36.1%
2110	53320 Citizens Academy	1,498.47	1,763.48	2,000.00	303.68	2,000.00	2,000.00	0.0%
2110	53350 Meeting Supplies	597.90	546.52	700.00	287.67	700.00	700.00	0.0%
2110	53940 Confiscated Vehicle Fees	595.00	725.00	800.00	580.00	800.00	800.00	0.0%
2110	53941 Other Misc Expenses	0.00	(46.37)	0.00	0.00	0.00	0.00	0.0%

City of Waukesha - 2020 Annual Operating Budget

0100	General Fund	2017 Actuals	2018 Actuals	2019 Orig Bud	2019 YTD Actuals	2019 Projected	2020 Executive	PCT Change 2019-2020Orig
2111	Police Training	129,915.68	139,898.54	145,500.00	109,824.46	145,500.00	163,306.00	12.2%
2111	53250 Conference And Training	56,778.23	61,339.74	66,000.00	48,328.92	66,000.00	70,000.00	6.1%
2111	53490 Fire Arm Supplies	73,137.45	78,558.80	79,500.00	61,495.54	79,500.00	93,306.00	17.4%

City of Waukesha - 2020 Annual Operating Budget

0100	General Fund	2017 Actuals	2018 Actuals	2019 Orig Bud	2019 YTD Actuals	2019 Projected	2020 Executive	PCT Change 2019-2020Orig
2112	Police Clerical	985,400.09	1,023,178.54	1,039,491.00	708,453.75	1,039,496.00	1,077,799.00	3.7%
2112	51110 Salaries	76,536.64	109,010.45	111,892.00	77,157.39	111,892.00	114,410.00	2.3%
2112	51210 Wages Permanent	549,589.09	557,440.57	567,620.00	381,867.85	567,620.00	589,660.00	3.9%
2112	51220 Overtime	1,654.53	2,290.03	4,000.00	3,673.74	4,000.00	4,000.00	0.0%
2112	51260 Clothing Allowance	0.00	650.00	650.00	650.00	650.00	650.00	0.0%
2112	51510 Social Security	45,417.61	48,810.93	52,289.00	33,985.55	52,289.00	54,167.00	3.6%
2112	51520 Retirement	43,879.80	49,346.09	49,422.00	33,655.47	49,422.00	53,385.00	8.0%
2112	51540 Health Insurance	211,279.84	199,552.51	189,259.00	130,458.62	189,259.00	200,615.00	6.0%
2112	51550 Life Insurance	2,425.03	1,641.44	1,628.00	953.04	1,628.00	1,436.00	-11.8%
2112	51560 Dental Insurance	10,766.82	10,338.11	11,376.00	7,161.24	11,376.00	11,376.00	0.0%
2112	52195 Credit Card Collection Fee	1,951.25	1,668.50	2,800.00	1,326.97	2,800.00	2,800.00	0.0%
2112	52420 Machinery And Equip Maint	4,085.86	4,005.23	5,000.00	3,560.59	5,000.00	5,000.00	0.0%
2112	53110 Postage and Box Rent	4,901.16	4,970.23	5,000.00	3,083.68	5,000.00	5,000.00	0.0%
2112	53120 Office Supplies	5,582.50	7,136.45	6,000.00	2,873.78	6,000.00	6,000.00	0.0%
2112	53130 Printing/Photocopying	5,616.82	3,935.83	7,000.00	2,265.04	7,000.00	7,000.00	0.0%
2112	53135 Internal Printing	18,176.63	19,000.00	19,000.00	19,220.79	19,000.00	19,000.00	0.0%
2112	53150 Computer Supplies	3,536.51	3,382.17	3,300.00	3,300.00	3,300.00	3,300.00	0.0%
2112	68190 Other Capital	0.00	0.00	3,255.00	3,260.00	3,260.00	0.00	-100.0%

City of Waukesha - 2020 Annual Operating Budget

0100	General Fund	2017 Actuals	2018 Actuals	2019 Orig Bud	2019 YTD Actuals	2019 Projected	2020 Executive	PCT Change 2019-2020Orig
2120 Police Community Relations		266,650.96	275,845.42	285,077.00	201,216.99	285,077.00	292,158.00	2.5%
	2120 51110 Salaries	177,027.26	177,362.90	183,848.00	126,940.90	183,848.00	188,240.00	2.4%
	2120 51220 Overtime	0.00	487.96	0.00	0.00	0.00	0.00	0.0%
	2120 51260 Clothing Allowance	1,300.00	1,300.00	1,300.00	1,300.00	1,300.00	1,300.00	0.0%
	2120 51510 Social Security	13,347.48	12,971.23	14,064.00	9,186.20	14,064.00	14,400.00	2.4%
	2120 51520 Retirement	19,483.50	19,829.83	20,021.00	13,823.81	20,021.00	22,250.00	11.1%
	2120 51540 Health Insurance	27,828.06	39,654.68	39,655.00	27,453.24	39,655.00	41,638.00	5.0%
	2120 51550 Life Insurance	205.90	153.76	184.00	113.21	184.00	200.00	8.7%
	2120 51560 Dental Insurance	2,324.05	2,280.20	2,280.00	1,578.60	2,280.00	2,280.00	0.0%
	2120 52440 Hardware/Software Maintenance	7,450.00	7,450.00	7,450.00	7,450.00	7,450.00	7,450.00	0.0%
	2120 53120 Office Supplies/Promotional	13,496.44	9,967.72	10,000.00	7,920.28	10,000.00	10,000.00	0.0%
	2120 53490 Explorer Post Expenses	1,199.62	1,392.84	1,400.00	995.32	1,400.00	1,400.00	0.0%
	2120 53940 Bike unit	2,988.65	2,994.30	4,875.00	4,455.43	4,875.00	3,000.00	-38.5%

City of Waukesha - 2020 Annual Operating Budget

0100	General Fund	2017 Actuals	2018 Actuals	2019 Orig Bud	2019 YTD Actuals	2019 Projected	2020 Executive	PCT Change 2019-2020Orig
2130	Police Patrol	8,978,762.35	9,601,179.01	10,149,871.00	6,694,315.69	10,149,871.00	10,374,084.00	2.2%
2130	51110 Salaries	6,075,888.34	6,519,455.23	6,840,620.00	4,589,645.84	6,840,620.00	6,997,102.00	2.3%
2130	51210 Wages Permanent	29,182.95	93,821.33	113,880.00	80,027.72	113,880.00	119,838.00	5.2%
2130	51220 Overtime	334,483.24	270,834.67	363,000.00	159,278.07	363,000.00	330,000.00	-9.1%
2130	51250 Wages Temporary	12,214.35	12,613.35	18,980.00	14,854.03	18,980.00	18,980.00	0.0%
2130	51260 Clothing Allowance	52,735.66	43,798.75	55,900.00	46,195.75	55,900.00	55,900.00	0.0%
2130	51510 Social Security	480,032.39	508,650.46	538,681.00	357,583.72	538,681.00	550,558.00	2.2%
2130	51520 Retirement	705,848.16	757,709.62	783,342.00	515,344.05	783,342.00	864,773.00	10.4%
2130	51540 Health Insurance	1,163,527.35	1,270,450.73	1,300,625.00	844,917.37	1,300,625.00	1,291,756.00	-0.7%
2130	51550 Life Insurance	5,993.55	6,576.54	7,967.00	4,794.68	7,967.00	7,769.00	-2.5%
2130	51560 Dental Insurance	68,009.23	73,181.10	77,376.00	50,534.95	77,376.00	73,908.00	-4.5%
2130	53140 Tactical Equipment	11,162.77	10,066.66	10,000.00	6,644.15	10,000.00	10,000.00	0.0%
2130	53460 Honor Guard	208.94	95.00	0.00	0.00	0.00	0.00	0.0%
2130	53461 Body Armor	20,015.97	10,124.79	20,000.00	12,221.85	20,000.00	34,000.00	70.0%
2130	53462 CSO Uniforms	2,127.10	6,732.34	3,000.00	2,358.11	3,000.00	3,000.00	0.0%
2130	53490 Other Operating Supplies	14,138.35	13,089.44	16,500.00	9,915.40	16,500.00	16,500.00	0.0%
2130	68190 Other Capital	3,194.00	3,979.00	0.00	0.00	0.00	0.00	0.0%

City of Waukesha - 2020 Annual Operating Budget

0100	General Fund	2017 Actuals	2018 Actuals	2019 Orig Bud	2019 YTD Actuals	2019 Projected	2020 Executive	PCT Change 2019-2020Orig
2140	Police Investigations CID	2,938,361.35	2,816,860.47	3,048,566.00	2,194,783.88	3,048,566.00	3,192,401.00	4.7%
2140	51110 Salaries	1,983,148.57	1,897,164.72	2,068,510.00	1,453,586.83	2,068,510.00	2,124,799.00	2.7%
2140	51220 Overtime	82,178.45	96,156.64	80,000.00	75,508.94	80,000.00	80,000.00	0.0%
2140	51260 Clothing Allowance	15,600.00	14,953.26	15,600.00	13,819.10	15,600.00	15,600.00	0.0%
2140	51510 Social Security	154,629.63	148,509.58	164,361.00	113,663.15	164,361.00	168,667.00	2.6%
2140	51520 Retirement	227,351.69	220,036.37	233,690.00	165,953.83	233,690.00	260,607.00	11.5%
2140	51540 Health Insurance	409,285.61	371,720.08	415,230.00	311,318.99	415,230.00	470,976.00	13.4%
2140	51550 Life Insurance	2,717.02	2,718.97	3,619.00	1,995.28	3,619.00	3,428.00	-5.3%
2140	51560 Dental Insurance	25,607.07	22,339.58	25,056.00	17,877.48	25,056.00	25,824.00	3.1%
2140	53490 Other Operating Supplies	1,998.70	1,515.84	1,500.00	593.32	1,500.00	1,500.00	0.0%
2140	53940 Investigation Supplies & Exp	6,744.61	6,745.43	6,000.00	5,466.96	6,000.00	6,000.00	0.0%
2140	53945 Drug Investigations	29,100.00	35,000.00	35,000.00	35,000.00	35,000.00	35,000.00	0.0%

City of Waukesha - 2020 Annual Operating Budget

0100	General Fund	2017 Actuals	2018 Actuals	2019 Orig Bud	2019 YTD Actuals	2019 Projected	2020 Executive	PCT Change 2019-2020Orig
2150	Police Support Services	599,688.72	620,719.04	639,373.00	445,486.93	640,073.00	660,120.00	3.2%
2150	51110 Salaries	386,897.94	400,632.89	409,116.00	287,302.49	409,116.00	418,309.00	2.2%
2150	51220 Overtime	13,455.48	14,151.48	15,000.00	5,322.27	12,500.00	15,000.00	0.0%
2150	51260 Clothing Allowance	3,250.00	3,250.00	3,250.00	3,250.00	3,250.00	3,250.00	0.0%
2150	51510 Social Security	29,263.62	30,405.56	32,445.00	21,422.33	32,445.00	33,148.00	2.2%
2150	51520 Retirement	44,060.67	46,252.02	46,186.00	31,866.59	46,186.00	51,217.00	10.9%
2150	51540 Health Insurance	99,136.70	99,136.70	99,137.00	69,395.69	99,137.00	104,094.00	5.0%
2150	51550 Life Insurance	428.28	429.00	489.00	315.83	489.00	547.00	11.9%
2150	51560 Dental Insurance	5,700.50	5,700.50	5,700.00	3,990.35	5,700.00	5,700.00	0.0%
2150	52420 Machinery And Equip Maint	4,747.15	4,939.46	12,805.00	8,035.64	12,805.00	16,355.00	27.7%
2150	53150 Computer Supplies	3,279.81	2,533.37	2,500.00	2,318.61	2,500.00	3,000.00	20.0%
2150	53190 I D Bureau Supplies	9,468.57	13,288.06	9,500.00	12,267.13	12,700.00	9,500.00	0.0%
2150	68190 Other Capital	0.00	0.00	3,245.00	0.00	3,245.00	0.00	-100.0%

City of Waukesha - 2020 Annual Operating Budget

0100	General Fund	2017 Actuals	2018 Actuals	2019 Orig Bud	2019 YTD Actuals	2019 Projected	2020 Executive	PCT Change 2019-2020Orig
2151	Police Support Dispatch	1,455,878.37	1,480,680.88	1,529,087.00	1,108,917.15	1,545,087.00	1,624,932.00	6.3%
2151	51110 Salaries	77,835.77	82,485.35	84,343.00	59,443.22	84,343.00	86,241.00	2.3%
2151	51210 Wages Permanent	838,375.35	876,824.45	926,055.00	644,858.41	926,055.00	957,051.00	3.3%
2151	51220 Overtime	109,764.04	79,065.86	70,000.00	65,300.32	85,000.00	70,000.00	0.0%
2151	51260 Clothing Allowance	5,160.92	5,352.81	6,400.00	6,230.33	6,400.00	6,400.00	0.0%
2151	51510 Social Security	76,595.39	77,437.59	82,650.00	57,687.85	82,650.00	85,167.00	3.0%
2151	51520 Retirement	69,977.65	69,169.27	70,425.00	49,597.89	70,425.00	74,972.00	6.5%
2151	51540 Health Insurance	176,420.12	184,263.34	181,313.00	148,351.52	181,313.00	227,141.00	25.3%
2151	51550 Life Insurance	1,269.84	1,233.54	1,419.00	665.76	1,419.00	972.00	-31.5%
2151	51560 Dental Insurance	11,015.24	11,568.73	11,724.00	9,344.55	11,724.00	13,632.00	16.3%
2151	51580 Unemployment Compensation	223.74	0.00	0.00	0.00	0.00	0.00	0.0%
2151	52260 Teletype Services	15,812.00	16,715.00	16,000.00	16,525.00	17,000.00	16,000.00	0.0%
2151	52270 Trunk Radio Operating	34,113.00	35,690.00	36,358.00	36,358.00	36,358.00	37,084.00	2.0%
2151	52420 Machinery And Equip Maint	10,438.32	11,252.99	11,300.00	1,202.50	11,300.00	19,172.00	69.7%
2151	52490 Radio Service	26,320.14	27,653.24	28,500.00	12,170.59	28,500.00	28,500.00	0.0%
2151	53120 Office Supplies	2,132.13	1,392.31	2,000.00	678.31	2,000.00	2,000.00	0.0%
2151	53150 Computer Supplies	424.72	576.40	600.00	502.90	600.00	600.00	0.0%

City of Waukesha - 2020 Annual Operating Budget

0100	General Fund	2017 Actuals	2018 Actuals	2019 Orig Bud	2019 YTD Actuals	2019 Projected	2020 Executive	PCT Change 2019-2020Orig
2152 Police Support Maintenance		352,108.86	375,236.57	390,213.00	236,856.57	400,213.00	383,993.00	-1.6%
	2152 51210 Wages Permanent	51,453.16	52,805.75	55,066.00	38,809.58	55,066.00	56,305.00	2.3%
	2152 51220 Overtime	3,744.54	3,880.50	4,250.00	1,888.26	4,250.00	4,250.00	0.0%
	2152 51510 Social Security	4,016.51	4,130.15	4,538.00	2,967.99	4,538.00	4,632.00	2.1%
	2152 51520 Retirement	3,813.59	3,868.71	3,885.00	2,665.70	3,885.00	4,087.00	5.2%
	2152 51540 Health Insurance	19,827.34	19,827.34	19,827.00	14,489.21	19,827.00	20,819.00	5.0%
	2152 51550 Life Insurance	86.64	88.20	100.00	85.70	100.00	188.00	88.0%
	2152 51560 Dental Insurance	1,140.10	1,140.10	1,140.00	833.15	1,140.00	1,140.00	0.0%
	2152 52210 Water And Sewer	4,649.30	6,094.26	6,035.00	2,618.66	6,035.00	6,035.00	0.0%
	2152 52220 Electric	84,918.44	78,193.10	95,058.00	50,518.09	95,058.00	95,058.00	0.0%
	2152 52240 Heat	14,153.72	15,207.74	20,300.00	9,859.20	20,300.00	20,300.00	0.0%
	2152 52250 Telephone	93,127.50	90,636.05	102,184.00	62,573.29	102,184.00	102,184.00	0.0%
	2152 52420 Machinery And Equip Maint	5,928.52	3,629.96	7,000.00	4,627.28	7,000.00	7,000.00	0.0%
	2152 52470 Building Maintenance	40,086.53	68,713.35	40,000.00	24,985.73	50,000.00	40,000.00	0.0%
	2152 52990 PrisonerHousing/Food	8,328.97	7,362.65	8,000.00	3,369.80	8,000.00	8,000.00	0.0%
	2152 53440 Janitorial Supplies	10,438.78	10,950.89	10,000.00	7,886.98	10,000.00	10,000.00	0.0%
	2152 53460 Clothing And Uniforms	415.72	459.82	500.00	182.95	500.00	500.00	0.0%
	2152 68190 Other Capital	5,979.50	8,248.00	12,330.00	8,495.00	12,330.00	3,495.00	-71.7%

City of Waukesha - 2020 Annual Operating Budget

0100	General Fund	2017 Actuals	2018 Actuals	2019 Orig Bud	2019 YTD Actuals	2019 Projected	2020 Executive	PCT Change 2019-2020Orig
	2153 Police Support Pistol Range	24,567.69	25,186.75	28,571.00	24,584.53	32,571.00	28,171.00	-1.4%
	2153 52210 Water And Sewer	320.73	370.34	534.00	228.74	534.00	534.00	0.0%
	2153 52220 Electric	3,600.30	3,987.11	4,100.00	2,708.22	4,100.00	4,100.00	0.0%
	2153 52240 Heat	1,857.14	2,292.75	2,537.00	1,678.84	2,537.00	2,537.00	0.0%
	2153 52420 Machinery And Equip Maint	18,789.52	18,536.55	19,000.00	19,968.73	23,000.00	21,000.00	10.5%
	2153 68290 Other Capital Improvements	0.00	0.00	2,400.00	0.00	2,400.00	0.00	-100.0%

City of Waukesha - 2020 Annual Operating Budget

0100	General Fund	2017 Actuals	2018 Actuals	2019 Orig Bud	2019 YTD Actuals	2019 Projected	2020 Executive	PCT Change 2019-2020Orig
2155	Police Vehicle Maintenance	180,491.49	196,820.79	193,500.00	148,982.14	193,500.00	190,000.00	-1.8%
2155	52410 Vehicle Maintenance	57,415.07	71,075.93	66,000.00	49,722.60	66,000.00	70,000.00	6.1%
2155	53510 Gasoline; Oil; Grease Etc.	115,576.42	116,796.96	120,000.00	93,048.80	120,000.00	110,000.00	-8.3%
2155	53520 Tires	7,500.00	8,947.90	7,500.00	6,210.74	7,500.00	10,000.00	33.3%

Fire

2020 Proposed Budget:
\$14,207,858

Provides community with emergency medical services, fire prevention and inspections, fire suppression, juvenile fire education, special rescue services and other community programs

2019 ACCOMPLISHMENTS



Maintained efficiency, effectiveness and an equitable delivery of emergency response services to the community in responding to 7,508 calls for service, a 3% increase



Implemented new EMS performance management objectives resulting in a Return of Spontaneous Circulation (ROSC) in 36.96% of patients (nationally, only 10.4% of patients have a ROSC).



Increased offerings for Community engagement opportunities (Survive Alive, Fire Extinguisher training, Hands Only CPR, and Stop the Bleed).

TOTAL EXPENDITURES

	2016 Actual	2017 Actual	2018 Actual	2019 Estimated	2020 Proposed
Personnel	\$11,413,755	\$11,896,263	\$12,491,004	\$12,907,910	\$13,262,209
Operating	\$901,173	\$853,755	\$947,399	\$1,003,953	\$945,649
TOTAL	\$12,314,928	\$12,750,018	\$13,438,404	\$13,911,863	\$14,207,858

STAFFING (FTE)

	2018	2019	2020 Proposed
Chief	1	1	1
Assistant Chief	1	1	1
Battalion Chief	3	3	3
Lieutenant (Lieutenant; Lieutenant/Paramedic)	15	15	15
Fire Marshall & Inspectors (Marshall, Code Enforcement Inspector; Inspector)	3	3	3
Firefighter	21	21	21
Paramedic	39	39	39
Equipment Operator (Equipment Operator/Paramedic; Fire Equipment Operator)	15	15	15
EMS (Division Chief; Educator; Quality Assurance Coordinator; Shift Coordinator)	4.51	4.51	4.51
Administrative Staff (Office Manager; Account Clerk; Clerical Assistant)	3	3	3
TOTAL	105.51	105.51	105.51

PERFORMANCE METRICS

	2016	2017	2018	2019 Estimated
Fire Dept. Incident Call Volume	7,100	7,280	7,508	NA
Total Fire Call Volume	1,240	1,134	1,095	NA
Total Medical Call Volume	5,860	6,146	6,413	NA
# of Patients transported via ambulance	4,251	4,440	4,488	NA
Avg Emergency Call Response Time in City	6 mins. 26 secs.	6 mins. 9 secs.	6 mins. 2 secs.	6 mins. 25 secs.
% of Emergency Calls in City meeting 7 min. response time goal	85.05%	72.22%	73.10%	65.08%
Avg. Response Time for Full Assignment Dispatched Structure Fires	11 mins. 27 secs.	10 mins. 29 secs.	10 mins. 7 secs.	12 mins. 29 secs.
% of Structure Fires receiving a full assignment (greater than 17 personnel) in 12 mins	83.33%	79.17%	80.95%	20%

2020 GOALS



Decrease the Fire Department response time from dispatch to arrival
Strategic Plan Goal: Safe and Secure



Increase opportunities for Community Outreach and Life Safety Education and increase amount of individuals in education programs by 10%
Strategic Plan Goal: Customer Focused



Improve first time compliance during all Fire and Life Safety Inspections by 5%, by rolling out a Fire Inspection Citizen web site.
Strategic Plan Goal: Customer Focused

City of Waukesha - 2020 Annual Operating Budget

0100	General Fund	2017 Actuals	2018 Actuals	2019 Orig Bud	2019 YTD Actuals	2019 Projected	2020 Executive	PCT Change 2019-2020Orig
2210	Fire Administration	1,066,939.61	1,183,923.62	1,165,523.00	807,654.20	1,165,907.00	1,187,882.00	1.9%
2210	51110 Salaries	540,031.52	512,474.66	509,795.00	360,368.63	509,795.00	526,805.00	3.3%
2210	51170 Accrued Compensatory time	1,707.38	(1,243.02)	0.00	0.00	0.00	0.00	0.0%
2210	51180 Accrued Vacation	(1,832.18)	(248.43)	0.00	0.00	0.00	0.00	0.0%
2210	51210 Wages Permanent	30,071.83	77,037.24	78,809.00	61,314.26	78,809.00	85,913.00	9.0%
2210	51220 Overtime	0.00	0.00	0.00	18.41	19.00	0.00	0.0%
2210	51260 Clothing Allowance	2,160.00	2,160.00	2,160.00	2,160.00	2,160.00	2,592.00	20.0%
2210	51510 Social Security	15,797.38	16,138.32	17,134.00	12,212.69	17,134.00	18,351.00	7.1%
2210	51520 Retirement	75,300.63	78,368.14	77,423.00	54,722.81	77,423.00	85,156.00	10.0%
2210	51540 Health Insurance	118,095.51	120,994.72	120,904.00	78,705.60	120,904.00	106,130.00	-12.2%
2210	51550 Life Insurance	977.03	979.88	1,096.00	749.53	1,096.00	1,265.00	15.4%
2210	51560 Dental Insurance	6,757.28	6,950.14	6,954.00	4,823.49	6,954.00	6,954.00	0.0%
2210	52135 Consulting	0.00	21,409.75	27,000.00	840.00	27,000.00	27,000.00	0.0%
2210	52210 Water And Sewer	7,491.96	10,540.85	10,679.00	5,660.03	10,679.00	10,720.00	0.4%
2210	52220 Electric	65,488.48	72,084.83	73,092.00	49,096.50	73,092.00	74,189.00	1.5%
2210	52230 Sewer	4,245.64	4,780.45	4,959.00	2,870.77	4,959.00	5,410.00	9.1%
2210	52240 Heat	21,263.22	28,874.95	35,162.00	19,684.37	35,162.00	35,690.00	1.5%
2210	52250 Telephone	28,097.97	27,745.35	30,200.00	21,229.93	30,200.00	30,200.00	0.0%
2210	52270 Trunk Radio Operating	5,421.00	5,119.29	5,188.00	5,188.00	5,188.00	5,292.00	2.0%
2210	52410 Vehicle Maintenance	675.92	3,431.65	1,000.00	356.50	800.00	1,000.00	0.0%
2210	52420 Machinery And Equip Maint	27,073.38	22,988.71	37,000.00	17,145.01	37,000.00	37,000.00	0.0%
2210	52470 Building & Grounds Maintenance	46,570.30	84,926.79	44,000.00	48,317.38	44,000.00	44,000.00	0.0%
2210	53110 Postage and Box Rent	2,019.88	1,603.79	1,100.00	836.29	1,150.00	1,100.00	0.0%
2210	53120 Office Supplies	1,580.56	1,812.63	2,100.00	1,754.99	2,150.00	2,100.00	0.0%
2210	53130 Printing/Photocopying	1,677.40	1,094.40	1,200.00	1,038.00	1,000.00	1,000.00	-16.7%
2210	53135 Internal Printing	9,807.88	5,118.00	5,118.00	5,118.00	5,118.00	5,118.00	0.0%
2210	53150 Computer Supplies	17.97	654.25	12,200.00	12,756.00	12,756.00	12,200.00	0.0%
2210	53220 Subscriptions-Office	1,903.20	2,068.08	1,950.00	267.85	2,010.00	1,950.00	0.0%

City of Waukesha - 2020 Annual Operating Budget

0100	General Fund	2017 Actuals	2018 Actuals	2019 Orig Bud	2019 YTD Actuals	2019 Projected	2020 Executive	PCT Change 2019-2020Orig
2210	53240 Membership Dues	1,554.00	1,639.00	1,900.00	1,053.69	1,900.00	1,900.00	0.0%
2210	53250 Conference And Training	20,425.63	21,074.40	23,000.00	15,618.33	22,999.00	24,150.00	5.0%
2210	53440 Janitorial Supplies	15,968.47	15,948.68	16,000.00	15,990.72	16,500.00	16,000.00	0.0%
2210	53460 Clothing And Uniforms	0.00	22,637.56	0.00	0.00	0.00	0.00	0.0%
2210	53490 Other Operating Supplies	4,678.43	5,246.15	4,500.00	1,763.14	4,500.00	4,500.00	0.0%
2210	53510 Gasoline; Oil; Grease Etc.	2,065.94	2,072.41	2,750.00	1,525.89	2,300.00	3,885.00	41.3%
2210	68130 Office Furniture & Equipment	0.00	0.00	0.00	0.00	0.00	7,312.00	0.0%
2210	68190 Other Capital	9,846.00	7,440.00	11,150.00	4,467.39	11,150.00	3,000.00	-73.1%

City of Waukesha - 2020 Annual Operating Budget

0100	General Fund	2017 Actuals	2018 Actuals	2019 Orig Bud	2019 YTD Actuals	2019 Projected	2020 Executive	PCT Change 2019-2020Orig
2211	Fire Suppression	8,989,392.91	9,409,298.19	9,582,444.00	6,465,388.98	9,726,179.00	9,933,975.00	3.7%
2211	51110 Salaries	6,003,860.23	6,212,291.89	6,459,437.00	4,207,939.59	6,459,437.00	6,605,316.00	2.3%
2211	51220 Overtime	231,169.63	367,517.61	271,299.00	294,378.18	404,318.00	332,099.00	22.4%
2211	51260 Clothing Allowance	46,181.55	45,950.80	46,080.00	54,398.79	55,296.00	55,296.00	20.0%
2211	51510 Social Security	85,129.73	90,444.26	95,239.00	63,963.90	95,239.00	99,280.00	4.2%
2211	51520 Retirement	952,806.31	1,007,588.94	1,028,335.00	682,181.67	1,028,335.00	1,137,843.00	10.6%
2211	51540 Health Insurance	1,304,071.22	1,315,608.77	1,292,191.00	918,711.44	1,292,191.00	1,351,686.00	4.6%
2211	51550 Life Insurance	8,595.56	8,804.29	9,006.00	6,095.67	9,006.00	9,295.00	3.2%
2211	51560 Dental Insurance	72,328.60	72,418.37	72,547.00	50,511.42	72,547.00	72,230.00	-0.4%
2211	52110 Medical Services	13,349.00	10,336.68	7,500.00	3,984.49	7,500.00	9,000.00	20.0%
2211	52410 Vehicle Maintenance	138,018.08	135,169.26	130,000.00	83,313.18	130,000.00	130,000.00	0.0%
2211	52420 Equipment Maintenance	20,691.68	9,612.97	19,500.00	13,789.39	19,500.00	19,500.00	0.0%
2211	53460 Uniform & Equipment	8,062.38	8,095.19	11,130.00	6,262.25	11,130.00	11,130.00	0.0%
2211	53490 Other Operating Supplies	32,097.74	27,966.53	41,000.00	24,312.59	41,000.00	41,000.00	0.0%
2211	53510 Gasoline; Oil; Grease Etc.	33,039.01	37,232.79	39,750.00	27,643.47	41,250.00	44,300.00	11.4%
2211	68190 Other Capital	39,992.19	60,259.84	59,430.00	27,902.95	59,430.00	16,000.00	-73.1%

City of Waukesha - 2020 Annual Operating Budget

0100	General Fund	2017 Actuals	2018 Actuals	2019 Orig Bud	2019 YTD Actuals	2019 Projected	2020 Executive	PCT Change 2019-2020Orig
2212	Fire Prevention	324,019.69	380,382.49	383,859.00	256,775.27	387,309.00	412,131.00	7.4%
2212 51110	Salaries	184,925.30	173,206.87	173,516.00	100,939.71	173,516.00	176,983.00	2.0%
2212 51210	Wages Permanent	56,802.41	97,229.22	99,496.00	79,340.06	99,496.00	103,770.00	4.3%
2212 51220	Overtime	0.00	0.00	576.00	0.00	576.00	576.00	0.0%
2212 51260	Clothing Allowance	1,621.07	1,800.00	1,800.00	1,449.24	1,800.00	2,160.00	20.0%
2212 51510	Social Security	13,172.13	14,952.31	15,766.00	10,402.11	15,766.00	16,270.00	3.2%
2212 51520	Retirement	23,248.99	25,444.63	25,199.00	14,383.51	25,199.00	27,181.00	7.9%
2212 51540	Health Insurance	35,848.53	55,854.31	55,905.00	38,808.05	55,905.00	72,751.00	30.1%
2212 51550	Life Insurance	274.84	239.50	204.00	147.97	204.00	275.00	34.8%
2212 51560	Dental Insurance	2,306.32	3,222.33	3,222.00	2,233.60	3,222.00	3,990.00	23.8%
2212 52410	Vehicle Maintenance	796.12	3,007.63	2,000.00	1,250.70	2,000.00	2,000.00	0.0%
2212 53480	Educational Supplies	2,458.25	2,737.97	2,300.00	5,651.77	5,750.00	2,300.00	0.0%
2212 53510	Gasoline; Oil; Grease Etc.	2,565.73	2,687.72	3,875.00	2,168.55	3,875.00	3,875.00	0.0%

City of Waukesha - 2020 Annual Operating Budget

0100	General Fund	2017 Actuals	2018 Actuals	2019 Orig Bud	2019 YTD Actuals	2019 Projected	2020 Executive	PCT Change 2019-2020Orig
2213	Fire EMS	2,332,434.75	2,426,514.47	2,545,178.00	1,697,163.05	2,580,391.00	2,636,425.00	3.6%
	2213 51110 Salaries	1,441,175.40	1,488,681.63	1,586,536.00	1,013,614.25	1,586,536.00	1,623,535.00	2.3%
	2213 51220 Overtime	57,698.14	91,243.39	67,825.00	73,554.54	101,080.00	83,025.00	22.4%
	2213 51260 Clothing Allowance	11,035.38	10,977.69	11,160.00	13,059.69	13,118.00	13,392.00	20.0%
	2213 51510 Social Security	20,789.69	22,085.80	23,720.00	15,673.54	23,720.00	24,745.00	4.3%
	2213 51520 Retirement	225,343.71	238,617.19	246,337.00	162,691.26	246,337.00	272,355.00	10.6%
	2213 51540 Health Insurance	309,644.10	313,944.21	311,195.00	219,787.07	311,195.00	325,476.00	4.6%
	2213 51550 Life Insurance	2,032.32	2,050.07	2,124.00	1,385.95	2,124.00	2,140.00	0.8%
	2213 51560 Dental Insurance	17,135.06	17,218.70	17,453.00	12,067.02	17,453.00	17,374.00	-0.5%
	2213 52110 Medical Consultant	22,500.00	24,960.00	25,920.00	17,280.00	25,920.00	26,880.00	3.7%
	2213 52131 Ambulance Billing Service	79,453.49	79,814.31	79,050.00	48,485.57	79,050.00	81,375.00	2.9%
	2213 52190 Collection Services	2,113.74	3,309.17	2,300.00	783.27	2,300.00	2,300.00	0.0%
	2213 52410 Vehicle Maintenance	20,984.76	15,745.12	23,500.00	24,580.37	23,500.00	23,500.00	0.0%
	2213 52420 Machinery And Equip Maint	3,344.96	15,448.74	19,000.00	16,379.37	19,000.00	19,000.00	0.0%
	2213 53420 Medical Supplies	99,728.70	82,053.30	97,308.00	56,975.16	97,308.00	97,308.00	0.0%
	2213 53510 Gasoline; Oil; Grease Etc.	19,455.30	20,365.15	22,250.00	15,482.99	22,250.00	24,020.00	8.0%
	2213 68190 Other Capital	0.00	0.00	9,500.00	5,363.00	9,500.00	0.00	-100.0%

City of Waukesha - 2020 Annual Operating Budget

0100	General Fund	2017 Actuals	2018 Actuals	2019 Orig Bud	2019 YTD Actuals	2019 Projected	2020 Executive	PCT Change 2019-2020Orig
2215	County Hazmat Service	37,230.70	38,285.01	42,200.00	24,888.14	52,077.00	37,445.00	-11.3%
	2215 52110 Haz Mat Physicals	8,458.00	3,999.88	8,500.00	0.00	8,500.00	4,000.00	-52.9%
	2215 52410 Vehicle Maintenance	359.42	269.43	1,700.00	477.66	1,445.00	1,445.00	-15.0%
	2215 53250 Conference And Training	0.00	8,368.00	12,000.00	5,012.94	15,632.00	12,000.00	0.0%
	2215 53490 Other Operating Supplies	22,084.91	17,433.05	13,000.00	12,752.44	16,500.00	13,000.00	0.0%
	2215 68190 Other Capital	6,328.37	8,214.65	7,000.00	6,645.10	10,000.00	7,000.00	0.0%

Building Inspection

2020 Proposed Budget:
\$1,041,056

Provides inspections for new and existing buildings and completes code enforcement to protect the health, safety, and welfare of the public.

2019 ACCOMPLISHMENTS



Building inspection became a Delegated Municipality allowing the City to complete commercial plan review instead of making contractors submit plans to the State for review.



Converted to a completely electronic application process for electrical, plumbing, and HVAC permits.



Reorganized the department to reclassify the Plan Review Tech position into a Property Maintenance Inspector position adding to resources committed to code enforcement.

TOTAL EXPENDITURES

	2016 Actual	2017 Actual	2018 Actual	2019 Estimated	2020 Proposed
Personnel	\$893,090	\$880,290	\$870,158	\$980,134	\$992,915
Operating	\$49,218	\$63,879	\$42,431	\$71,142	\$48,141
TOTAL	\$942,308	\$944,170	\$912,590	\$1,051,276	\$1,041,056

STAFFING (FTE)

	2018	2019	2020 Proposed
Chief Building Inspector	1	1	1
Inspector	6	6.95	6.95
Associate Planner	.5	.5	.5
Plan & Permit Review Tech	.95	0	0
Clerical Assistant	1.25	1.25	1.25
TOTAL	9.7	9.7	9.7

PERFORMANCE METRICS

	2016	2017	2018	2019 Estimated
# of Code Enforcement Cases	649	783	706	715
# of Code Enforcement Inspections	1,260	1,799	1,561	1,600
# of Tall grass/Weed Inspections	322	383	471	325
# of New Buildings (all types)	75	83	99	85
# of Residential Building Permits	507	452	468	475
# of Non-Residential Building Permits	228	273	238	245
Residential Permit Valuations	\$25,855,297	\$26,155,790	\$30,661,298	\$30,000,000
Non-Residential Permit Valuations	\$45,209,816	\$80,630,323	\$50,777,133	\$85,000,000

2020 GOALS



Provide online plan review and permitting for all trades

Strategic Plan Goal: Customer Focused



Improve consistency in inspections through training and use of tools for data collection, improved communication and interactive/flexible scheduling.

Strategic Plan Goal: Customer Focused



Update the website to make it more user friendly and easier for customers to find the information needed for permitting, plan submittal and inspections.

Strategic Plan Goal: Customer Focused

City of Waukesha - 2020 Annual Operating Budget

0100	General Fund	2017 Actuals	2018 Actuals	2019 Orig Bud	2019 YTD Actuals	2019 Projected	2020 Executive	PCT Change 2019-2020Orig
2310	Building Inspections	944,169.57	912,589.87	1,003,243.00	691,927.81	1,051,276.00	1,041,056.00	3.8%
2310	51110 Salaries	77,843.57	96,131.44	119,043.00	87,471.37	124,311.00	121,798.00	2.3%
2310	51170 Accrued Compensatory time	25.13	1,902.61	0.00	0.00	0.00	0.00	0.0%
2310	51180 Accrued Vacation	1,139.68	943.30	0.00	0.00	0.00	0.00	0.0%
2310	51210 Wages Permanent	543,679.10	528,866.06	587,810.00	397,880.13	603,178.00	614,543.00	4.5%
2310	51510 Social Security	45,592.06	46,187.69	54,074.00	36,170.63	53,055.00	56,330.00	4.2%
2310	51520 Retirement	42,077.37	41,746.44	46,129.00	32,034.14	48,694.00	49,352.00	7.0%
2310	51540 Health Insurance	159,955.53	144,224.11	140,341.00	97,738.98	140,341.00	140,648.00	0.2%
2310	51550 Life Insurance	1,696.20	1,957.63	2,458.00	1,505.71	2,458.00	2,519.00	2.5%
2310	51560 Dental Insurance	8,281.51	8,199.13	8,097.00	5,355.30	8,097.00	7,725.00	-4.6%
2310	52190 Other Professional Services	26,038.41	4,858.66	5,700.00	(2,142.01)	28,100.00	3,500.00	-38.6%
2310	52195 Credit Card Collection Fee	5,381.19	5,900.65	5,100.00	7,220.31	10,000.00	10,000.00	96.1%
2310	52250 Telephone	6,441.97	6,041.67	5,500.00	3,498.22	5,500.00	5,500.00	0.0%
2310	52410 Vehicle Maintenance	2,453.25	3,108.75	3,000.00	4,954.20	3,000.00	3,000.00	0.0%
2310	53110 Postage and Box Rent	1,454.26	1,484.37	800.00	1,184.71	1,400.00	1,400.00	75.0%
2310	53120 Office Supplies	691.32	946.72	1,500.00	45.12	1,500.00	1,350.00	-10.0%
2310	53130 Printing/Photocopying	796.71	1,155.69	1,600.00	1,420.82	2,000.00	1,600.00	0.0%
2310	53135 Internal Printing	3,821.51	3,791.00	3,791.00	3,791.00	3,791.00	3,791.00	0.0%
2310	53190 Permit Seals	1,655.53	2,894.35	2,500.00	1,823.83	2,000.00	2,500.00	0.0%
2310	53220 Subscriptions-Office	0.00	1,330.54	1,500.00	0.00	0.00	0.00	-100.0%
2310	53240 Membership Dues	1,763.83	1,417.86	1,700.00	1,126.00	1,200.00	1,200.00	-29.4%
2310	53250 Conference And Training	8,846.48	6,039.06	7,600.00	7,084.39	7,600.00	9,500.00	25.0%
2310	53260 Advertising	651.35	0.00	0.00	0.00	0.00	0.00	0.0%
2310	53510 Gasoline; Oil; Grease Etc.	3,883.61	3,462.14	4,000.00	2,714.01	4,000.00	4,000.00	0.0%
2310	68130 Office Furniture & Equipment	0.00	0.00	1,000.00	1,050.95	1,051.00	800.00	-20.0%

Other Public Safety Services

Emergency Government

Police & Fire Commission

Animal Shelter

Police Reserve

School Crossing Guards

Weights & Measures

City of Waukesha - 2020 Annual Operating Budget

0100	General Fund	2017 Actuals	2018 Actuals	2019 Orig Bud	2019 YTD Actuals	2019 Projected	2020 Executive	PCT Change 2019-2020Orig
2410	Emergency Government	9,112.42	11,694.38	10,147.00	2,875.97	10,147.00	18,147.00	78.8%
2410	52135 Consulting	0.00	4,855.40	0.00	0.00	0.00	0.00	0.0%
2410	52250 Telephone	4,525.90	4,240.06	5,000.00	319.92	5,000.00	5,000.00	0.0%
2410	52410 Vehicle Maintenance	95.77	942.08	1,000.00	159.90	1,000.00	1,000.00	0.0%
2410	52420 Siren Maintenance	3,509.08	1,509.25	2,000.00	1,218.00	2,000.00	10,000.00	400.0%
2410	53250 Conference And Training	841.64	0.00	1,400.00	1,022.33	1,400.00	1,400.00	0.0%
2410	53490 Other Operating Supplies	0.00	0.00	450.00	0.00	450.00	450.00	0.0%
2410	53510 Gasoline; Oil; Grease Etc.	140.03	147.59	297.00	155.82	297.00	297.00	0.0%

City of Waukesha - 2020 Annual Operating Budget

0100 General Fund	2017 Actuals	2018 Actuals	2019 Orig Bud	2019 YTD Actuals	2019 Projected	2020 Executive	PCT Change 2019-2020Orig
2910 Police and Fire Commission	16,775.76	20,075.05	27,276.00	17,752.53	27,276.00	27,276.00	0.0%
2910 52190 Medical/Agility Testing	15,289.47	18,953.27	25,000.00	16,809.52	25,000.00	25,000.00	0.0%
2910 53110 Postage and Box Rent	30.63	56.83	100.00	67.69	100.00	100.00	0.0%
2910 53120 Office Supplies	0.00	0.00	100.00	0.00	100.00	100.00	0.0%
2910 53130 Printing/Photocopying	105.20	0.00	100.00	43.00	100.00	100.00	0.0%
2910 53240 Membership Dues	965.00	1,020.00	700.00	760.00	1,200.00	700.00	0.0%
2910 53250 Conference And Training	0.00	0.00	276.00	0.00	276.00	276.00	0.0%
2910 53496 Recruitment Expenses	385.46	44.95	1,000.00	72.32	500.00	1,000.00	0.0%

City of Waukesha - 2020 Annual Operating Budget

0100	General Fund	2017 Actuals	2018 Actuals	2019 Orig Bud	2019 YTD Actuals	2019 Projected	2020 Executive	PCT Change 2019-2020Orig
2920	Animal Shelter	45,623.00	45,623.00	45,623.00	45,623.00	45,623.00	45,623.00	0.0%
2920	52990 State Mfg Assessment Fee	45,623.00	45,623.00	45,623.00	45,623.00	45,623.00	45,623.00	0.0%

City of Waukesha - 2020 Annual Operating Budget

0100	General Fund	2017 Actuals	2018 Actuals	2019 Orig Bud	2019 YTD Actuals	2019 Projected	2020 Executive	PCT Change 2019-2020Orig
2930	Police Reserve	4,754.43	5,665.25	6,000.00	3,909.31	6,000.00	4,800.00	-20.0%
2930	53250 Conference And Training	800.00	829.99	1,000.00	595.00	1,000.00	1,000.00	0.0%
2930	53350 Recognition	1,483.55	1,552.81	1,600.00	398.80	1,600.00	1,600.00	0.0%
2930	53460 Clothing And Uniforms	2,426.39	3,125.14	3,200.00	2,771.36	3,200.00	2,000.00	-37.5%
2930	53490 Other Operating Supplies	44.49	157.31	200.00	144.15	200.00	200.00	0.0%

City of Waukesha - 2020 Annual Operating Budget

0100 General Fund	2017 Actuals	2018 Actuals	2019 Orig Bud	2019 YTD Actuals	2019 Projected	2020 Executive	PCT Change 2019-2020Orig
2940 School Crossing Guards	110,280.27	96,606.32	112,485.00	46,593.53	116,182.97	150,984.00	34.2%
2940 51250 Wages Temporary	0.00	0.00	0.00	3,646.12	3,646.12	0.00	0.0%
2940 51510 Social Security	0.00	0.00	0.00	51.85	51.85	0.00	0.0%
2940 52190 Other Professional Services	110,280.27	96,606.32	112,485.00	42,895.56	112,485.00	150,984.00	34.2%

City of Waukesha - 2020 Annual Operating Budget

0100	General Fund	2017 Actuals	2018 Actuals	2019 Orig Bud	2019 YTD Actuals	2019 Projected	2020 Executive	PCT Change 2019-2020Orig
2950	Weights and Measures	18,400.00	18,400.00	18,400.00	18,400.00	18,400.00	18,800.00	2.2%
2950	52990 State Mfg Assessment Fee	18,400.00	18,400.00	18,400.00	18,400.00	18,400.00	18,800.00	2.2%



Public Works

Engineering

Street Maintenance

Engineering

2020 Proposed Budget:
\$2,831,251

Responsible for maintaining the City infrastructure systems and providing GIS services

2019 ACCOMPLISHMENTS



Completed the final phase of the Northview Road reconstruction



Completed the project design and bid of the Greenmeadow Interceptor Sewer Project



Received approval for 80% alternate funding for the reconstruction of St. Paul Avenue, the Prairie Avenue Bridge, and the Madison Street Bridge

TOTAL EXPENDITURES

	2016 Actual	2017 Actual	2018 Actual	2019 Estimated	2020 Proposed
Personnel	\$2,409,787	\$2,482,658	\$2,374,432	\$2,597,600	\$2,697,166
Operating	\$114,789	\$126,644	\$139,168	\$127,127	\$134,085
TOTAL	\$2,524,575	\$2,609,302	\$2,513,600	\$2,724,727	\$2,831,251

STAFFING (FTE)

	2018	2019	2020 Proposed
Director	1	1	.85
City Engineer	1	1	1
Engineer (I, II, III)	7	8	8
Project Engineer	.8	.8	.8
Engineering Technicians (Senior, Supervisor, Technician)	8	8	8
Solid Waste Coordinator	1	1	1
GIS (Coordinator and Analyst)	1	2	2
Administrative Staff (Office Manager, Account Clerk, Clerical Assistant)	3	3	3
Maintenance Coordinator	.2	.2	.2
TOTAL	25	25	24.85

PERFORMANCE METRICS

	2016	2017	2018	2019 Estimated
Average road PCI rating	73	73	73	73
Miles of roads reconstructed or resurfaced	6.37	4.82	3.68	3.99
Miles of sanitary sewer replaced or rehabilitated	3.52	5.79	3.28	3.5
Miles of storm sewer added, replaced, or rehabilitated	2.77	1.51	2.82	1.25
Number of Storm Water Permits Issued	35	30	39	45

2020 GOALS



Complete reconstruction of N. Barstow Street and Riverfront Street including streetscape elements

Strategic Plan Goal: Well Managed/Financially Sound



Complete the 2020 CIP on schedule and at or under budget

Strategic Plan Goal: Well Managed/Financially Sound



Complete the construction of the West Side Pump Station Consolidation Project

Strategic Plan Goal: Well Managed/Financially Sound

City of Waukesha - 2020 Annual Operating Budget

0100	General Fund	2017 Actuals	2018 Actuals	2019 Orig Bud	2019 YTD Actuals	2019 Projected	2020 Executive	PCT Change 2019-2020Orig
3290	DPW/Engineering Division	2,609,301.83	2,513,599.85	2,802,956.00	1,884,543.16	2,724,727.00	2,831,251.00	1.0%
3290	51110 Salaries	1,813,959.38	1,728,902.66	1,889,806.00	1,300,224.16	1,885,000.00	1,917,384.00	1.5%
3290	51170 Accrued Compensatory time	(1,226.83)	4,327.53	0.00	0.00	0.00	0.00	0.0%
3290	51180 Accrued Vacation	3.93	2,431.94	0.00	0.00	0.00	0.00	0.0%
3290	51210 Wages Permanent	3,292.45	8,770.70	12,090.00	7,548.31	11,700.00	12,208.00	1.0%
3290	51220 Overtime	8,657.05	11,672.85	8,285.00	5,207.99	7,900.00	8,291.00	0.1%
3290	51250 Wages Temporary	42,386.58	42,597.47	109,856.00	43,593.10	77,000.00	114,640.00	4.4%
3290	51510 Social Security	131,916.73	128,843.28	146,259.00	98,145.76	137,000.00	148,736.00	1.7%
3290	51520 Retirement	119,201.56	116,215.05	124,776.00	86,210.17	120,000.00	130,456.00	4.6%
3290	51540 Health Insurance	341,863.34	310,171.10	353,897.00	231,963.65	338,000.00	341,825.00	-3.4%
3290	51550 Life Insurance	4,744.65	3,727.72	4,289.00	2,751.73	3,700.00	4,518.00	5.3%
3290	51560 Dental Insurance	17,859.16	16,771.52	19,406.00	13,374.86	17,300.00	19,108.00	-1.5%
3290	52190 Other Professional Services	0.00	25.00	0.00	0.00	0.00	0.00	0.0%
3290	52195 Credit Card Collection Fee	774.99	583.04	800.00	508.10	620.00	800.00	0.0%
3290	52210 Water And Sewer	1,168.26	1,326.19	1,619.00	699.30	1,475.00	1,781.00	10.0%
3290	52220 Electric	10,075.46	10,539.66	11,648.00	12,426.85	10,800.00	11,822.00	1.5%
3290	52230 Sewer	418.41	439.25	336.00	232.79	400.00	370.00	10.1%
3290	52240 Heat	4,655.27	5,247.88	6,630.00	3,300.34	5,300.00	6,696.00	1.0%
3290	52250 Telephone	13,565.85	13,479.92	12,000.00	8,897.60	13,000.00	12,000.00	0.0%
3290	52270 Trunk Radio Operating	217.00	170.00	170.00	173.00	173.00	177.00	4.1%
3290	52410 Vehicle Maintenance	4,488.01	5,747.56	6,000.00	3,410.95	5,700.00	6,000.00	0.0%
3290	52420 Machinery And Equip Maint	10,075.78	4,895.17	5,200.00	7,102.37	8,000.00	5,200.00	0.0%
3290	52450 Grounds Maintenance & Impr	4,095.91	2,846.43	5,000.00	1,129.77	3,000.00	5,000.00	0.0%
3290	52990 Diggers Hotline Tickets/WWU	9,155.42	8,339.93	8,500.00	8,615.88	8,818.00	8,500.00	0.0%
3290	53110 Postage and Box Rent	2,858.55	3,655.83	4,000.00	1,960.52	3,800.00	4,000.00	0.0%
3290	53120 Office Supplies	1,200.33	1,376.60	1,250.00	659.25	1,190.00	1,250.00	0.0%
3290	53130 Printing/Photocopying	2,751.17	3,764.48	4,000.00	2,044.87	3,800.00	4,000.00	0.0%
3290	53135 Internal Printing	9,233.04	12,064.00	12,064.00	12,064.00	12,064.00	12,064.00	0.0%

City of Waukesha - 2020 Annual Operating Budget

0100	General Fund	2017 Actuals	2018 Actuals	2019 Orig Bud	2019 YTD Actuals	2019 Projected	2020 Executive	PCT Change 2019-2020Orig
3290	53220 Subscriptions-Office	315.79	437.96	375.00	235.74	470.00	375.00	0.0%
3290	53240 Membership Dues	2,050.80	2,273.04	2,200.00	1,101.00	2,100.00	2,200.00	0.0%
3290	53250 Conference And Training	3,881.09	17,214.75	8,000.00	2,531.39	7,200.00	8,000.00	0.0%
3290	53270 Licenses	13,314.00	13,421.00	13,500.00	13,692.00	13,692.00	13,500.00	0.0%
3290	53440 Janitorial Supplies	1,223.81	1,249.61	1,250.00	561.83	1,225.00	1,250.00	0.0%
3290	53465 GIS Operating Supplies	8,642.60	5,821.20	8,500.00	3,146.28	7,200.00	8,500.00	0.0%
3290	53490 Other Operating Supplies	7,904.69	7,558.30	9,000.00	3,971.69	7,700.00	9,000.00	0.0%
3290	53510 Gasoline; Oil; Grease Etc.	9,581.00	7,791.23	12,250.00	7,057.91	9,400.00	11,600.00	-5.3%
3290	68190 Other Capital	4,996.60	8,900.00	0.00	0.00	0.00	0.00	0.0%

Streets Maintenance

2020 Proposed Budget:
\$6,545,180

Responsible for maintaining the City's street surface year around, maintaining street lights, conducting residential brush/leaf pickup, sewer system maintenance and other services.

2019 ACCOMPLISHMENTS



Fall leaf pickup completed on schedule



Milled and overlaid .88 miles of residential streets



Completed winter operations consistent with the City's goals for Salting & Plowing Operations

TOTAL EXPENDITURES

	2016 Actual	2017 Actual	2018 Actual	2019 Estimated	2020 Proposed
Personnel	\$3,772,410	\$3,683,945	\$3,796,570	\$4,087,926	\$4,158,294
Operating	\$2,364,723	\$2,214,953	\$2,437,624	\$2,381,967	\$2,386,886
TOTAL	\$6,137,133	\$5,898,898	\$6,234,194	\$6,469,893	\$6,545,180

STAFFING (FTE)

	2018	2019 estimated	2020 Proposed
Streets Supervisor	2.25	2.25	2.25
Streets Crew Leader	3	3	3
Mechanic (Mechanic/Welder; Mechanic Helper)	9	9	9
Equipment Operator	19.20	21.2	21.2
Heavy Equipment Operator	6	6	6
Traffic Signal Maintenance	4	2	2
Stock Room Attendant	1	1	1
Account Clerk	.75	.75	.75
TOTAL	45.2	45.2	45.2

PERFORMANCE METRICS

	2016	2017	2018	2019 Estimated
Tons of Leaves collected	4,871	5,424	5,787	5,850
Tons of branches collected	613	523	525	625
Branch collection rate (tons/hr)	13.93	13.07	13.07	14.4
Number of potholes repaired	2,754	2,693	2,739	2,800
Working Days to repair a non-emergency pothole once reported	3	3	3	3
Feet of sanitary sewer system jetted	1,224,826	892,099	1,073,099	1,070,000

2020 GOALS



Complete fall leaf pickup on schedule
Strategic Plan Goal: Customer Focused



Mill and overlay .75 miles of residential streets
Strategic Plan Goal: Well Managed/Financially Sound



Complete winter operations in accordance with City's goals for Salting & Plowing operations
Strategic Plan Goal: Customer Focused

City of Waukesha - 2020 Annual Operating Budget

0100	General Fund	2017 Actuals	2018 Actuals	2019 Orig Bud	2019 YTD Actuals	2019 Projected	2020 Executive	PCT Change 2019-2020Orig
3310	DPW/Street Maint Division	432,968.81	485,494.05	457,485.00	326,722.05	463,085.00	463,468.00	1.3%
3310	52220 Electric	59,208.64	60,872.08	65,485.00	41,708.42	65,485.00	66,468.00	1.5%
3310	52310 Street Markings Subcontract	25,000.00	28,124.12	25,000.00	227.94	25,000.00	25,000.00	0.0%
3310	52330 Traffic Signal Maint Subcontr	15,000.00	19,932.00	20,000.00	3,765.00	20,000.00	20,000.00	0.0%
3310	53490 Other Operating Supplies & Exp	353.45	659.48	0.00	306.54	600.00	0.00	0.0%
3310	53910 Street Sweeping Disposal	53,890.37	59,273.20	58,000.00	32,098.81	58,000.00	58,000.00	0.0%
3310	54110 Material-Street Maintenance	214,836.90	212,932.03	230,000.00	215,229.04	230,000.00	235,000.00	2.2%
3310	54140 Material-Signals;Signs &Guides	48,187.42	103,409.64	54,000.00	33,186.30	54,000.00	54,000.00	0.0%
3310	54141 Material - Buildings & Grounds	15,466.41	0.00	5,000.00	200.00	10,000.00	5,000.00	0.0%
3310	54170 Material-Street Cleaning	1,025.62	291.50	0.00	0.00	0.00	0.00	0.0%

City of Waukesha - 2020 Annual Operating Budget

0100 General Fund	2017 Actuals	2018 Actuals	2019 Orig Bud	2019 YTD Actuals	2019 Projected	2020 Executive	PCT Change 2019-2020Orig
3320 Snow & Ice Removal	554,749.68	540,942.45	607,500.00	541,877.92	621,233.00	620,100.00	2.1%
3320 52340 Mail Box Repairs	1,916.22	1,135.49	2,000.00	1,252.51	2,000.00	2,000.00	0.0%
3320 52350 Contractor Snow Removal	200.50	1,325.96	7,500.00	8,307.00	7,500.00	7,500.00	0.0%
3320 52410 Vehicle Maintenance	15,275.11	17,213.47	18,000.00	7,129.00	18,000.00	18,000.00	0.0%
3320 54520 Sand And Salt	537,357.85	521,267.53	580,000.00	525,189.41	593,733.00	592,600.00	2.2%

City of Waukesha - 2020 Annual Operating Budget

0100	General Fund	2017 Actuals	2018 Actuals	2019 Orig Bud	2019 YTD Actuals	2019 Projected	2020 Executive	PCT Change 2019-2020Orig	
3330	Fleet Maintenance	801,267.11	828,594.53	854,875.00	594,821.45	867,924.00	878,096.00	2.7%	
3330	51170	Accrued Compensatory time	677.13	1,697.25	0.00	0.00	0.00	0.0%	
3330	51180	Accrued Vacation	(487.36)	(117.31)	0.00	0.00	0.00	0.0%	
3330	51210	Wages Permanent	533,897.54	545,565.88	561,609.00	388,474.33	561,609.00	574,393.00	2.3%
3330	51220	Overtime	5,029.00	18,811.74	10,000.00	20,803.65	22,500.00	10,000.00	0.0%
3330	51510	Social Security	39,352.54	40,788.68	43,728.00	29,848.26	43,728.00	44,706.00	2.2%
3330	51520	Retirement	36,625.77	37,781.90	37,440.00	26,807.76	37,440.00	39,447.00	5.4%
3330	51540	Health Insurance	149,522.30	147,329.85	147,859.00	103,661.09	147,859.00	155,252.00	5.0%
3330	51550	Life Insurance	2,066.13	2,271.91	2,601.00	1,699.46	2,601.00	2,660.00	2.3%
3330	51560	Dental Insurance	8,754.36	9,449.94	8,724.00	6,187.29	8,724.00	8,724.00	0.0%
3330	52250	Telephone	982.33	918.37	914.00	455.78	914.00	914.00	0.0%
3330	52420	Machinery And Equip Maint	15.74	166.88	1,000.00	2,126.76	1,549.00	1,000.00	0.0%
3330	53250	Conference And Training	4,816.98	1,220.00	5,000.00	831.81	5,000.00	5,000.00	0.0%
3330	53490	Other Operating Supplies	15,643.64	15,023.63	15,000.00	7,025.47	15,000.00	15,000.00	0.0%
3330	53620	Consumable Tools	3,021.01	3,038.44	3,000.00	2,678.60	3,000.00	3,000.00	0.0%
3330	55330	Equipment Rental	1,350.00	4,647.37	18,000.00	4,221.19	18,000.00	18,000.00	0.0%

City of Waukesha - 2020 Annual Operating Budget

0100 General Fund	2017 Actuals	2018 Actuals	2019 Orig Bud	2019 YTD Actuals	2019 Projected	2020 Executive	PCT Change 2019-2020Orig
3390 General Public Works	3,482,312.64	3,770,010.24	3,819,326.00	2,814,901.11	3,877,476.41	3,940,164.00	3.2%
3390 51110 Salaries	146,661.29	175,016.28	184,984.00	127,629.54	184,984.00	188,873.00	2.1%
3390 51170 Accrued Compensatory time	(12,698.10)	(4,521.68)	0.00	0.00	0.00	0.00	0.0%
3390 51180 Accrued Vacation	(2,973.02)	(260.34)	0.00	0.00	0.00	0.00	0.0%
3390 51210 Wages Permanent	1,903,087.56	1,893,430.50	2,082,694.00	1,451,866.01	2,082,694.00	2,126,610.00	2.1%
3390 51220 Overtime	48,590.00	112,430.83	85,000.00	112,869.26	115,000.00	85,000.00	0.0%
3390 51250 Wages Temporary	6,945.23	4,023.33	14,527.00	5,409.68	14,527.00	14,527.00	0.0%
3390 51410 Board Per Diem	1,290.00	1,590.00	1,800.00	1,170.00	1,800.00	1,800.00	0.0%
3390 51510 Social Security	157,995.86	164,904.60	180,191.00	126,655.29	180,191.00	183,848.00	2.0%
3390 51520 Retirement	143,614.19	148,057.27	153,419.00	111,719.15	153,419.00	161,506.00	5.3%
3390 51540 Health Insurance	481,231.31	465,613.01	495,365.00	353,258.61	495,365.00	524,893.00	6.0%
3390 51550 Life Insurance	5,462.72	5,204.21	5,762.00	3,812.01	5,762.00	5,960.00	3.4%
3390 51560 Dental Insurance	29,300.50	27,502.11	29,723.00	20,916.35	29,723.00	30,095.00	1.3%
3390 52210 Water And Sewer	2,779.33	3,275.82	3,281.00	2,933.17	3,281.00	3,609.00	10.0%
3390 52220 Electric	41,185.45	41,478.02	45,371.00	29,274.14	45,371.00	46,052.00	1.5%
3390 52230 Sewer	1,411.39	1,491.94	2,121.00	1,410.37	2,121.00	2,333.00	10.0%
3390 52240 Heat	16,316.63	24,178.06	18,473.00	12,106.26	18,542.41	20,320.00	10.0%
3390 52250 Telephone	3,516.03	4,053.02	4,000.00	2,484.32	4,000.00	4,000.00	0.0%
3390 52270 Trunk Radio Operating	3,330.00	3,145.00	3,145.00	3,203.00	3,203.00	3,268.00	3.9%
3390 52410 Vehicle Maintenance	316,224.80	345,822.71	275,000.00	210,381.83	275,000.00	275,000.00	0.0%
3390 52420 Machinery And Equip Maint	3,517.08	17,995.72	8,000.00	13,223.34	8,000.00	8,000.00	0.0%
3390 52470 Building Maintenance	24,608.02	20,720.46	20,000.00	35,896.53	35,018.00	20,000.00	0.0%
3390 53110 Postage and Box Rent	5.03	8.76	0.00	3.35	5.00	0.00	0.0%
3390 53120 Office Supplies	983.57	1,240.76	1,000.00	723.42	1,000.00	1,000.00	0.0%
3390 53130 Printing/Photocopying	2,292.92	2,171.64	3,000.00	2,725.13	3,000.00	3,000.00	0.0%
3390 53135 Internal Printing	6,770.25	8,720.00	8,720.00	8,720.00	8,720.00	8,720.00	0.0%
3390 53240 Membership Dues	140.00	0.00	250.00	140.00	250.00	250.00	0.0%
3390 53250 Conference And Training	1,624.46	958.38	2,000.00	1,538.75	2,000.00	2,000.00	0.0%

City of Waukesha - 2020 Annual Operating Budget

0100	General Fund	2017 Actuals	2018 Actuals	2019 Orig Bud	2019 YTD Actuals	2019 Projected	2020 Executive	PCT Change 2019-2020Orig
3390	53440	4,443.89	4,252.61	4,500.00	2,967.36	4,500.00	4,500.00	0.0%
3390	53460	9,400.32	7,089.90	10,000.00	4,825.12	10,000.00	10,000.00	0.0%
3390	53490	0.00	7.50	0.00	0.00	0.00	0.00	0.0%
3390	53495	1,488.05	1,996.32	2,000.00	848.41	2,000.00	2,000.00	0.0%
3390	53510	131,098.21	263,731.66	172,000.00	164,599.73	185,000.00	200,000.00	16.3%
3390	53620	2,669.67	2,671.84	3,000.00	1,590.98	3,000.00	3,000.00	0.0%
3390	68190	0.00	22,010.00	0.00	0.00	0.00	0.00	0.0%

City of Waukesha - 2020 Annual Operating Budget

0100	General Fund	2017 Actuals	2018 Actuals	2019 Orig Bud	2019 YTD Actuals	2019 Projected	2020 Executive	PCT Change 2019-2020Orig
3420	Streetlight Maintenance	567,227.27	548,653.51	580,175.00	365,368.93	580,175.00	583,352.00	0.5%
3420	52220 Electric	532,255.91	514,352.03	545,175.00	336,317.42	545,175.00	548,352.00	0.6%
3420	53650 Street Lights Maint & Supplies	34,971.36	34,301.48	35,000.00	29,051.51	35,000.00	35,000.00	0.0%

City of Waukesha - 2020 Annual Operating Budget

0100 General Fund	2017 Actuals	2018 Actuals	2019 Orig Bud	2019 YTD Actuals	2019 Projected	2020 Executive	PCT Change 2019-2020Orig
3440 Storm Sewer Maintenance	60,372.66	60,499.13	60,000.00	45,270.12	60,000.00	60,000.00	0.0%
3440 54130 Material-Storm Sewer	60,372.66	60,499.13	60,000.00	45,270.12	60,000.00	60,000.00	0.0%



Culture and Recreation

Library

Parks, Recreation & Forestry

Community Special Events

Library

2020 Proposed Budget:
\$4,071,316

Serves the intellectual, cultural, and artistic needs of residents by providing print materials, e-media, cultural and educational opportunities for all ages

2019 ACCOMPLISHMENTS



Completed predesign plan for the first floor of the library, adding meeting spaces to better meet current and future community needs.



Increased participation in Children's Summer Reading Program to its highest level ever, helping Waukesha children avoid the "summer brain drain."



Celebrated the 13th annual Waukesha Reads program with 53 community events and several dozen partner organizations centered around the book Lab Girl.

TOTAL EXPENDITURES

	2016 Actual	2017 Actual	2018 Actual	2019 Estimated	2020 Proposed
Personnel	\$2,820,100	\$2,785,223	\$2,938,187	\$3,046,710	\$3,121,651
Operating	\$1,028,233	\$1,039,914	\$1,007,908	\$984,120	\$949,665
TOTAL	\$3,848,333	\$3,825,137	\$3,946,095	\$4,030,830	\$4,071,316

STAFFING (FTE)

	2018	2019	2020 Proposed
Director	1	1	1
Assistant Director	1	1	1
Head of Operations	1	1	1
Head of Program & Community Engagement	1	1	1
Librarian (I, II, III)	11	11	11
Building Maintenance (Coordinator; Custodian)	2.50	2.50	2.5
Circulation Service Supervisor	1	1	1
Administrative (Office Manager; Library Assistant; Library Associate, Finance Analyst)	18.13	18.13	18.38
Information Technology Tech	1	1	1
Page Shelves	8.35	8.10	8.10
TOTAL	45.98	45.73	45.98

PERFORMANCE METRICS

	2016	2017	2018	2019 Estimated
# of Visitors	407,438	389,138	371,641	375,000
# of Items Circulated	1,090,963	1,061,396	1,046,766	1,040,000
# of People with Library Card	50,221	47,140	45,208	46,000
# of People in Library Programming	46,406	51,249	76,326	80,000
Hours of Library Computer Use	40,158	38,404	33,721	35,000

2020 GOALS



Complete a Capital Campaign Feasibility Study to determine the Library's ability to raise private funds to support a renovation of the first floor.

Strategic Plan Goal: Well Managed/Financially Sound



Create a plan for a structure that allows a more efficient single point-of-service on the library's first floor.

Strategic Plan Goal: Customer Focused



Re-evaluate the first floor reference and non-fiction collections in order to fit target spaces in first floor redesign study.

Strategic Plan Goal: Civic, Cultural and Recreational Center for the Region

City of Waukesha - 2020 Annual Operating Budget

0100	General Fund	2017 Actuals	2018 Actuals	2019 Orig Bud	2019 YTD Actuals	2019 Projected	2020 Executive	PCT Change 2019-2020Orig
5110	Library Administration	406,203.74	448,157.96	437,937.00	292,348.35	431,663.80	439,853.00	0.4%
5110	51110 Salaries	108,276.54	171,021.74	176,823.00	123,456.67	179,711.00	183,082.00	3.5%
5110	51170 Accrued Compensatory time	(1,085.43)	(370.47)	0.00	0.00	0.00	0.00	0.0%
5110	51180 Accrued Vacation	(538.15)	2,833.30	0.00	0.00	0.00	0.00	0.0%
5110	51210 Wages Permanent	82,752.48	85,050.18	88,407.00	60,878.56	88,896.00	90,397.00	2.3%
5110	51220 Overtime	1.17	21.95	0.00	20.80	20.80	0.00	0.0%
5110	51510 Social Security	14,050.70	19,077.94	20,290.00	13,734.66	19,909.00	20,921.00	3.1%
5110	51520 Retirement	12,166.29	17,143.52	17,373.00	12,075.33	17,505.00	18,460.00	6.3%
5110	51540 Health Insurance	32,282.89	46,481.76	45,882.00	32,179.68	44,694.00	48,176.00	5.0%
5110	51550 Life Insurance	394.27	687.01	812.00	594.82	670.00	1,106.00	36.2%
5110	51560 Dental Insurance	1,862.96	2,652.26	2,652.00	1,836.18	2,550.00	2,652.00	0.0%
5110	52190 Other Professional Services	20,000.00	5,278.68	0.00	0.00	0.00	0.00	0.0%
5110	52250 Telephone	10,463.65	11,430.05	12,000.00	6,312.22	10,088.00	11,000.00	-8.3%
5110	53110 Postage and Box Rent	6,498.47	6,057.34	5,600.00	3,324.55	5,600.00	5,100.00	-8.9%
5110	53120 Office Supplies	28,548.85	18,407.78	4,500.00	1,647.01	4,630.00	4,000.00	-11.1%
5110	53130 Printing/Photocopying	15,419.90	12,312.95	20,000.00	9,651.64	12,910.00	12,500.00	-37.5%
5110	53135 Internal Printing	13,039.58	6,857.00	6,857.00	6,857.00	6,857.00	6,857.00	0.0%
5110	53240 Membership Dues	1,746.21	1,400.25	2,000.00	1,017.50	1,368.00	2,000.00	0.0%
5110	53250 Conference And Training	2,493.13	13,758.02	7,500.00	5,827.55	9,297.00	9,000.00	20.0%
5110	53260 Advertising	840.00	622.25	700.00	475.00	575.00	900.00	28.6%
5110	53320 Employee Auto Allowance	1,456.06	1,738.25	1,200.00	1,086.74	1,344.00	1,200.00	0.0%
5110	53490 Other Operating Supplies	1,036.28	3,477.05	1,700.00	1,548.80	1,808.00	1,700.00	0.0%
5110	53940 Confiscated Vehicle Fees	0.00	0.00	0.00	66.21	0.00	0.00	0.0%
5110	55160 Workman's Comp Insurance	13,321.51	10,370.86	11,209.00	9,689.58	10,799.00	9,120.00	-18.6%
5110	55190 General Liability Insurance	15,738.77	10,891.49	11,182.00	0.00	11,182.00	11,182.00	0.0%
5110	68130 Office Furniture & Equipment	1,437.61	956.80	1,250.00	67.85	1,250.00	500.00	-60.0%
5110	89240 Transfer To Capital Projects	24,000.00	0.00	0.00	0.00	0.00	0.00	0.0%

City of Waukesha - 2020 Annual Operating Budget

0100	General Fund	2017 Actuals	2018 Actuals	2019 Orig Bud	2019 YTD Actuals	2019 Projected	2020 Executive	PCT Change 2019-2020Orig
5111	Library Technology Dept.	248,692.33	257,689.58	298,738.00	203,839.23	287,303.00	301,890.00	1.1%
5111	51110 Salaries	144,836.04	135,999.26	141,159.00	73,714.56	98,792.00	81,617.00	-42.2%
5111	51210 Wages Permanent	0.00	0.00	0.00	12,459.66	35,510.00	58,507.00	0.0%
5111	51510 Social Security	10,967.91	9,903.12	10,799.00	6,330.27	9,869.00	10,719.00	-0.7%
5111	51520 Retirement	9,843.68	9,104.12	9,246.00	5,498.24	8,651.00	9,458.00	2.3%
5111	51540 Health Insurance	23,089.93	39,654.68	39,655.00	22,877.70	36,604.00	41,638.00	5.0%
5111	51550 Life Insurance	200.82	217.20	242.00	124.42	155.00	179.00	-26.0%
5111	51560 Dental Insurance	1,183.95	2,280.20	2,280.00	1,315.50	2,105.00	2,280.00	0.0%
5111	52190 Other Professional Services	0.00	0.00	35,300.00	21,461.88	35,560.00	35,438.00	0.4%
5111	52990 Cafe Contractual Services	58,570.00	60,531.00	60,057.00	60,057.00	60,057.00	62,054.00	3.3%

City of Waukesha - 2020 Annual Operating Budget

0100	General Fund	2017 Actuals	2018 Actuals	2019 Orig Bud	2019 YTD Actuals	2019 Projected	2020 Executive	PCT Change 2019-2020Orig
5120	Library Building	591,902.03	609,631.80	579,736.00	412,614.37	591,353.00	580,855.00	0.2%
5120	51110 Salaries	69,194.35	71,191.37	74,251.00	52,308.61	74,213.00	75,922.00	2.3%
5120	51210 Wages Permanent	141,182.22	138,662.78	142,306.00	103,107.12	145,358.00	145,466.00	2.2%
5120	51220 Overtime	5,878.21	7,508.45	3,806.00	1,932.48	2,400.00	3,000.00	-21.2%
5120	51510 Social Security	15,747.77	15,828.62	16,858.00	11,450.35	16,063.00	17,166.00	1.8%
5120	51520 Retirement	14,700.03	14,554.82	14,434.00	10,306.37	14,466.00	15,146.00	4.9%
5120	51540 Health Insurance	45,990.62	45,990.62	45,991.00	33,608.53	45,991.00	48,290.00	5.0%
5120	51550 Life Insurance	1,028.18	1,094.98	1,459.00	840.84	1,112.00	1,549.00	6.2%
5120	51560 Dental Insurance	2,652.26	2,652.26	2,652.00	1,938.19	2,652.00	2,652.00	0.0%
5120	52160 Janitorial Services	10,537.10	8,920.00	9,192.00	5,928.00	8,892.00	9,192.00	0.0%
5120	52190 Other Professional Services	51,153.78	60,200.38	59,289.00	39,732.50	52,240.00	45,000.00	-24.1%
5120	52210 Water And Sewer	8,384.84	10,398.33	10,792.00	4,995.92	11,365.00	11,871.00	10.0%
5120	52220 Electric	82,145.44	77,540.13	80,000.00	54,732.69	82,309.00	81,200.00	1.5%
5120	52240 Heat	17,618.05	22,980.66	22,330.00	13,972.52	19,876.00	22,665.00	1.5%
5120	52470 Building Maintenance	116,928.77	123,470.66	86,640.00	77,760.25	104,680.00	92,000.00	6.2%
5120	55110 Property And Boiler Insuranc	8,760.41	8,637.74	9,736.00	0.00	9,736.00	9,736.00	0.0%

City of Waukesha - 2020 Annual Operating Budget

0100	General Fund	2017 Actuals	2018 Actuals	2019 Orig Bud	2019 YTD Actuals	2019 Projected	2020 Executive	PCT Change 2019-2020Orig
5130	Circulation	627,252.89	598,005.35	592,224.00	404,510.03	609,408.00	618,686.00	4.5%
5130	51110 Salaries	67,392.39	67,765.40	73,390.00	48,809.49	71,050.00	74,983.00	2.2%
5130	51210 Wages Permanent	333,112.24	329,428.02	329,946.00	234,329.30	352,846.00	366,918.00	11.2%
5130	51220 Overtime	979.18	1,684.04	2,809.00	618.35	1,200.00	2,809.00	0.0%
5130	51250 Wages Temporary	113,027.21	94,891.74	102,106.00	59,083.77	92,276.00	76,192.00	-25.4%
5130	51510 Social Security	27,967.64	24,921.14	25,554.00	16,644.57	24,402.00	28,594.00	11.9%
5130	51520 Retirement	22,137.75	18,905.41	18,836.00	12,236.21	17,784.00	22,557.00	19.8%
5130	51540 Health Insurance	31,978.71	31,719.38	26,163.00	26,099.46	36,249.00	34,124.00	30.4%
5130	51550 Life Insurance	416.35	572.35	598.00	351.01	479.00	625.00	4.5%
5130	51560 Dental Insurance	2,257.61	1,482.62	1,512.00	1,304.46	1,812.00	1,884.00	24.6%
5130	52120 Collection Services	3,087.75	2,774.50	2,900.00	1,682.60	2,838.00	2,900.00	0.0%
5130	52195 Credit Card Collection Fee	1,873.77	1,310.75	3,000.00	910.54	1,352.00	1,600.00	-46.7%
5130	52420 Machinery And Equip Maint	15,945.00	16,126.80	0.00	0.00	0.00	0.00	0.0%
5130	53120 Office Supplies	4,382.68	6,423.20	5,410.00	2,440.27	7,120.00	5,500.00	1.7%
5130	68130 Office Furniture & Equipment	2,694.61	0.00	0.00	0.00	0.00	0.00	0.0%

City of Waukesha - 2020 Annual Operating Budget

0100	General Fund	2017 Actuals	2018 Actuals	2019 Orig Bud	2019 YTD Actuals	2019 Projected	2020 Executive	PCT Change 2019-2020Orig
5132 Big Read Grant		23,487.41	23,151.11	17,000.00	18,772.49	24,950.00	15,000.00	-11.8%
	5132 52190 Other Professional Services	8,556.00	4,008.64	5,800.00	2,848.85	15,250.00	4,050.00	-30.2%
	5132 53110 Postage and Box Rent	0.00	0.00	0.00	0.00	50.00	50.00	0.0%
	5132 53120 Office Supplies	1,672.57	111.06	1,000.00	85.00	100.00	150.00	-85.0%
	5132 53130 Printing/Photocopying	2,366.50	2,604.37	1,000.00	1,851.63	550.00	600.00	-40.0%
	5132 53260 Advertising	2,353.00	2,792.40	200.00	547.01	200.00	150.00	-25.0%
	5132 53320 Employee Auto Allowance	0.00	0.00	200.00	0.00	0.00	0.00	-100.0%
	5132 53710 Library Books/Materials	8,539.34	13,634.64	8,800.00	13,440.00	8,800.00	10,000.00	13.6%

City of Waukesha - 2020 Annual Operating Budget

0100	General Fund	2017 Actuals	2018 Actuals	2019 Orig Bud	2019 YTD Actuals	2019 Projected	2020 Executive	PCT Change 2019-2020Orig
5140	Children's Services	547,371.14	593,063.92	637,443.00	439,844.17	639,152.00	652,443.00	2.4%
5140	51110 Salaries	128,273.76	162,021.76	192,297.00	130,440.48	189,873.00	196,026.00	1.9%
5140	51210 Wages Permanent	185,007.64	182,742.69	188,229.00	131,466.63	194,643.00	192,162.00	2.1%
5140	51220 Overtime	679.32	371.42	1,000.00	253.25	500.00	1,000.00	0.0%
5140	51250 Wages Temporary	10,434.55	11,099.66	6,904.00	6,488.08	4,519.00	7,060.00	2.3%
5140	51510 Social Security	22,479.70	24,736.81	27,790.00	18,681.35	27,612.00	28,345.00	2.0%
5140	51520 Retirement	19,981.81	21,788.16	23,238.00	16,157.16	23,878.00	24,429.00	5.1%
5140	51540 Health Insurance	62,082.02	72,758.28	79,310.00	56,706.48	78,759.00	83,275.00	5.0%
5140	51550 Life Insurance	470.08	488.83	755.00	357.25	483.00	586.00	-22.4%
5140	51560 Dental Insurance	2,280.20	2,937.95	3,420.00	3,157.20	4,385.00	4,560.00	33.3%
5140	53120 Office Supplies	4,678.29	3,346.50	3,000.00	1,949.42	3,000.00	3,000.00	0.0%
5140	53450 Program Supplies	9,969.54	10,108.14	9,000.00	8,555.97	9,000.00	9,500.00	5.6%
5140	53710 Library Books/Materials	101,034.23	100,663.72	102,500.00	65,630.90	102,500.00	102,500.00	0.0%

City of Waukesha - 2020 Annual Operating Budget

0100	General Fund	2017 Actuals	2018 Actuals	2019 Orig Bud	2019 YTD Actuals	2019 Projected	2020 Executive	PCT Change 2019-2020Orig
5141	Children's Services Grant	445.16	6,896.90	2,000.00	0.00	6,869.00	2,000.00	0.0%
5141	53120 Office Supplies	221.56	177.22	0.00	0.00	0.00	0.00	0.0%
5141	53130 Printing/Photocopying	0.00	175.00	0.00	0.00	0.00	0.00	0.0%
5141	53490 Other Operating Supplies	0.00	4,055.98	2,000.00	0.00	6,869.00	0.00	-100.0%
5141	53710 Library Books/Materials	223.60	2,488.70	0.00	0.00	0.00	2,000.00	0.0%

City of Waukesha - 2020 Annual Operating Budget

0100	General Fund	2017 Actuals	2018 Actuals	2019 Orig Bud	2019 YTD Actuals	2019 Projected	2020 Executive	PCT Change 2019-2020Orig
5150	Information & Adult Servic	907,541.72	932,119.29	954,047.00	646,783.62	936,939.00	954,097.00	0.0%
5150	51110 Salaries	367,797.86	386,472.89	405,379.00	276,460.69	404,265.00	417,042.00	2.9%
5150	51210 Wages Permanent	86,300.94	87,653.61	89,187.00	63,591.22	91,569.00	91,194.00	2.3%
5150	51220 Overtime	0.00	0.00	152.00	0.00	152.00	152.00	0.0%
5150	51250 Wages Temporary	738.74	0.00	0.00	0.00	0.00	0.00	0.0%
5150	51510 Social Security	32,974.23	34,538.64	36,349.00	24,644.18	36,269.00	37,361.00	2.8%
5150	51520 Retirement	29,153.91	30,175.05	30,653.00	20,903.55	30,813.00	32,299.00	5.4%
5150	51540 Health Insurance	63,421.48	63,563.11	61,722.00	32,579.10	45,488.00	44,104.00	-28.5%
5150	51550 Life Insurance	374.54	384.05	441.00	289.21	268.00	453.00	2.7%
5150	51560 Dental Insurance	3,645.12	3,538.54	3,582.00	1,690.84	1,033.00	2,442.00	-31.8%
5150	52420 Machinery And Equip Maint	1,300.00	3,000.00	0.00	0.00	0.00	0.00	0.0%
5150	53120 Office Supplies	1,996.11	2,868.49	2,800.00	701.13	2,800.00	2,800.00	0.0%
5150	53450 Programming	6,249.10	6,728.01	8,282.00	3,965.05	8,282.00	8,100.00	-2.2%
5150	53710 Library Books/Materials	312,988.19	312,662.60	315,000.00	221,958.65	315,500.00	318,150.00	1.0%
5150	53740 Bindings	601.50	534.30	500.00	0.00	500.00	0.00	-100.0%

City of Waukesha - 2020 Annual Operating Budget

0100	General Fund	2017 Actuals	2018 Actuals	2019 Orig Bud	2019 YTD Actuals	2019 Projected	2020 Executive	PCT Change 2019-2020Orig
5151	Info & Adult Services Gran	46,093.50	43,304.00	44,621.00	31,932.90	44,475.00	45,795.00	2.6%
5151	51210 Wages Permanent	22,818.85	23,477.20	24,487.00	17,250.05	24,474.00	25,038.00	2.3%
5151	51510 Social Security	1,642.14	1,692.15	1,873.00	1,246.38	1,768.00	1,915.00	2.2%
5151	51520 Retirement	1,551.06	1,572.16	1,604.00	1,129.87	1,603.00	1,690.00	5.4%
5151	51540 Health Insurance	9,913.54	9,913.57	9,914.00	7,244.51	9,914.00	10,409.00	5.0%
5151	51550 Life Insurance	141.82	144.96	173.00	107.88	146.00	173.00	0.0%
5151	51560 Dental Insurance	569.92	569.95	570.00	416.48	570.00	570.00	0.0%
5151	53710 Library Books/Materials	9,456.17	5,934.01	6,000.00	4,537.73	6,000.00	6,000.00	0.0%

City of Waukesha - 2020 Annual Operating Budget

0100	General Fund	2017 Actuals	2018 Actuals	2019 Orig Bud	2019 YTD Actuals	2019 Projected	2020 Executive	PCT Change 2019-2020Orig
5160	Outreach Services	37,277.84	37,945.82	39,276.00	27,833.95	39,161.00	40,495.00	3.1%
5160	51210 Wages Permanent	22,819.08	23,477.43	24,487.00	17,250.29	24,474.00	25,038.00	2.3%
5160	51510 Social Security	1,642.32	1,692.24	1,873.00	1,246.52	1,768.00	1,915.00	2.2%
5160	51520 Retirement	1,551.31	1,572.17	1,604.00	1,129.87	1,603.00	1,690.00	5.4%
5160	51540 Health Insurance	9,913.80	9,913.77	9,914.00	7,244.70	9,914.00	10,409.00	5.0%
5160	51550 Life Insurance	141.82	145.06	173.00	108.00	146.00	173.00	0.0%
5160	51560 Dental Insurance	570.18	570.15	570.00	416.67	570.00	570.00	0.0%
5160	53320 Employee Auto Allowance	639.33	575.00	655.00	437.90	686.00	700.00	6.9%

City of Waukesha - 2020 Annual Operating Budget

0100	General Fund	2017 Actuals	2018 Actuals	2019 Orig Bud	2019 YTD Actuals	2019 Projected	2020 Executive	PCT Change 2019-2020Orig
5170	Technical Services	388,869.26	396,129.11	415,531.00	287,510.64	419,556.00	420,202.00	1.1%
5170	51110 Salaries	134,313.11	148,940.11	155,320.00	107,095.31	155,893.00	158,815.00	2.3%
5170	51210 Wages Permanent	155,939.83	148,375.72	159,426.00	114,693.85	163,756.00	160,900.00	0.9%
5170	51220 Overtime	82.26	0.00	0.00	0.00	0.00	0.00	0.0%
5170	51510 Social Security	20,989.81	20,518.09	21,172.00	15,026.33	21,696.00	21,415.00	1.1%
5170	51520 Retirement	18,906.58	17,978.36	17,546.00	12,724.47	18,668.00	18,268.00	4.1%
5170	51540 Health Insurance	27,381.78	29,331.27	29,331.00	20,306.24	28,203.00	30,798.00	5.0%
5170	51550 Life Insurance	724.98	721.43	738.00	497.39	322.00	608.00	-17.6%
5170	51560 Dental Insurance	1,583.76	1,698.21	1,698.00	1,175.66	718.00	1,698.00	0.0%
5170	52190 Other Professional Services	2,541.75	1,915.75	2,600.00	2,782.00	2,583.00	2,800.00	7.7%
5170	53120 Office Supplies	26,405.40	26,650.17	27,700.00	13,209.39	27,717.00	24,900.00	-10.1%

Parks, Recreation, Forestry

2020 Proposed Budget:
\$5,996,255

Provide programs for the whole community including sports, enrichment, and fitness and maintain the recreation facilities, parks and City tree population.

2019 ACCOMPLISHMENTS



New construction of Buchner Pool approved as part of the 2020 CIP Budget



Successful development and implementation of State/County Highway median maintenance contract



City-wide tree planting celebrations conducted in recognition of 40 years as a Tree City USA Community

TOTAL EXPENDITURES

	2016 Actual	2017 Actual	2018 Actual	2019 Estimated	2020 Proposed
Personnel	\$4,091,647	\$4,013,121	\$4,275,339	\$4,494,105	\$4,549,229
Operating	\$1,190,221	\$1,253,520	\$1,253,959	\$1,450,922	\$1,447,026
TOTAL	\$5,281,868	\$5,266,641	\$5,529,298	\$5,945,027	\$5,996,255

STAFFING (FTE)

	2018	2019 estimated	2020 Proposed
Director	1	1	1
Manager (Park & Forestry; Recreation; Customer & Administrative Services)	3	3	3
Grounds (Supervisor; Asst. Supervisor; Maintenance)	11	11	11
Buildings (Supervisor; Asst. Supervisor; Specialist; Maintenance)	6	6	6
Forestry (Asst. Supervisor; Supervisor Asst.; Arborist)	9	9	9
Recreation (Supervisor; Programmer; Facilities Coordinator; Special Events, Sports, Marketing, Volunteers)	4.64	4.64	5.01
SPARS Coordinator	.5	.5	.5
Mechanic (Mechanic; Mechanic/Stockroom Attendant)	2	2	2
Administrative (Customer Service Specialist; Adm. Assistant; Account Clerk)	4.16	4.16	4.16
Custodian	.63	.63	.63
TOTAL	41.93	41.93	42.3

PERFORMANCE METRICS

	2016	2017	2018	2019 Estimated
Park Acres Managed	1,125	1,125	1,125	1,125
Trees Planted	544	618	474	588
Ash Trees to be removed (not treated)	1,708	1,275	910	410
Recreation Program Enrollments	24,518	24,377	24,654	24,960
Community Special Events Conducted	31	46	41	34
Pool Attendance (both pools combined)	50,773	73,765	46,377	48,000

2020 GOALS



Provide Council with information for a decision on the potential acquisition of the former Blair School to serve as a Community Recreation Center
Strategic Plan Goal: Vibrant Neighborhoods & Business Areas



Increase contractual services by 30% to further augment forestry and street median maintenance operations
Strategic Plan Goal: Well Managed/Financially Sound



Further expand public/private partnerships, facility rentals and regional events resulting in a 10% increase in related revenues
Strategic Plan Goal: Civic, Cultural & Recreational Center for the Region

City of Waukesha - 2020 Annual Operating Budget

0100	General Fund	2017 Actuals	2018 Actuals	2019 Orig Bud	2019 YTD Actuals	2019 Projected	2020 Executive	PCT Change 2019-2020Orig
5510	Park & Rec Administration	577,454.39	612,470.46	647,087.00	432,709.05	650,995.00	667,900.00	3.2%
5510	51110 Salaries	186,544.43	191,208.06	197,752.00	135,336.59	197,752.00	203,497.00	2.9%
5510	51170 Accrued Compensatory time	(4,463.62)	1,534.83	0.00	0.00	0.00	0.00	0.0%
5510	51180 Accrued Vacation	473.88	2,318.97	0.00	0.00	0.00	0.00	0.0%
5510	51210 Wages Permanent	199,192.12	222,082.70	240,523.00	166,293.00	241,923.00	244,653.00	1.7%
5510	51220 Overtime	426.62	0.00	80.00	0.00	80.00	80.00	0.0%
5510	51250 Wages Temporary	6,722.00	183.00	1,760.00	1,216.50	1,760.00	2,112.00	20.0%
5510	51510 Social Security	25,767.65	28,903.14	32,021.00	21,022.83	32,021.00	32,746.00	2.3%
5510	51520 Retirement	22,979.71	25,858.38	27,098.00	18,502.78	27,098.00	28,541.00	5.3%
5510	51540 Health Insurance	87,734.20	85,540.55	85,537.00	59,292.90	85,537.00	89,928.00	5.1%
5510	51550 Life Insurance	1,093.24	1,236.15	1,416.00	931.29	1,416.00	1,646.00	16.2%
5510	51560 Dental Insurance	5,099.07	4,932.46	4,932.00	3,414.78	4,932.00	4,932.00	0.0%
5510	52190 Other Professional Services	7,500.00	8,765.45	10,500.00	2,211.20	10,500.00	10,500.00	0.0%
5510	52250 Telephone	2,743.15	3,127.96	3,008.00	1,732.07	3,688.00	3,536.00	17.6%
5510	52270 Trunk Radio Operating	475.00	465.00	473.00	473.00	473.00	483.00	2.1%
5510	52420 Machinery And Equip Maint	1,398.50	1,739.30	1,748.00	1,522.44	1,847.00	1,648.00	-5.7%
5510	53110 Postage and Box Rent	2,969.61	6,910.72	6,200.00	3,179.73	6,000.00	6,100.00	-1.6%
5510	53120 Office Supplies	4,385.78	3,383.62	4,600.00	1,176.54	4,500.00	4,500.00	-2.2%
5510	53130 Printing/Photocopying	2,732.74	2,699.98	3,000.00	1,379.61	3,879.00	4,200.00	40.0%
5510	53135 Internal Printing	7,564.73	4,957.00	4,957.00	5,602.18	5,602.00	4,957.00	0.0%
5510	53220 Subscriptions-Office	457.00	525.99	958.00	1,044.00	1,008.00	2,658.00	177.5%
5510	53240 Membership Dues	2,895.00	2,630.00	2,925.00	2,635.00	3,380.00	3,380.00	15.6%
5510	53250 Conference And Training	5,391.42	4,637.40	7,649.00	1,816.95	7,649.00	7,653.00	0.1%
5510	53260 Promotion & Marketing	7,372.16	6,979.70	8,050.00	2,681.36	8,050.00	8,050.00	0.0%
5510	68130 Office Furniture & Equipment	0.00	1,850.10	1,900.00	1,244.30	1,900.00	2,100.00	10.5%

City of Waukesha - 2020 Annual Operating Budget

0100	General Fund	2017 Actuals	2018 Actuals	2019 Orig Bud	2019 YTD Actuals	2019 Projected	2020 Executive	PCT Change 2019-2020Orig
5520	Park Maintenance	2,261,727.29	2,421,653.48	2,616,444.00	1,801,179.04	2,622,774.00	2,721,365.00	4.0%
5520	51110 Salaries	124,195.29	143,283.08	148,541.00	102,251.98	148,750.00	153,417.00	3.3%
5520	51210 Wages Permanent	926,256.13	990,260.39	1,049,058.00	718,623.24	1,048,058.00	1,079,145.00	2.9%
5520	51220 Overtime	10,495.64	12,476.81	10,000.00	15,061.57	14,000.00	13,000.00	30.0%
5520	51250 Wages Temporary	175,927.95	175,011.29	181,393.00	142,020.92	180,000.00	186,338.00	2.7%
5520	51510 Social Security	79,293.61	87,313.54	96,086.00	63,861.37	92,000.00	99,062.00	3.1%
5520	51520 Retirement	71,279.79	77,749.56	80,063.00	55,385.56	80,063.00	85,070.00	6.3%
5520	51540 Health Insurance	304,568.78	321,883.78	348,369.00	229,077.89	347,000.00	357,961.00	2.8%
5520	51550 Life Insurance	2,839.01	3,348.21	3,952.00	2,529.16	3,750.00	4,209.00	6.5%
5520	51560 Dental Insurance	17,319.42	18,459.52	20,124.00	13,117.18	19,250.00	19,752.00	-1.8%
5520	51580 Unemployment Compensation	206.84	722.70	3,000.00	722.70	723.00	2,500.00	-16.7%
5520	52190 Other Professional Services	0.00	16,999.94	93,000.00	46,282.50	92,800.00	120,000.00	29.0%
5520	52210 Water And Sewer	23,236.38	26,871.24	30,922.00	20,805.60	30,500.00	31,231.00	1.0%
5520	52220 Electric	109,248.86	112,375.94	116,725.00	72,339.05	115,500.00	118,475.00	1.5%
5520	52230 Sewer	6,971.77	7,406.26	6,120.00	4,231.37	7,500.00	7,400.00	20.9%
5520	52240 Heat	28,662.35	33,244.38	40,000.00	31,455.64	43,700.00	41,000.00	2.5%
5520	52250 Telephone	7,884.83	8,008.86	8,121.00	4,578.08	8,250.00	9,725.00	19.8%
5520	52410 Vehicle/Machinery Maintenance	87,779.71	90,230.46	85,500.00	75,124.67	87,500.00	87,000.00	1.8%
5520	52420 Machinery And Equip Maint	660.04	2,037.68	4,500.00	4,332.59	4,600.00	4,500.00	0.0%
5520	52450 Grounds Maintenance & Impr	57,260.34	51,991.61	50,000.00	27,435.57	51,000.00	50,000.00	0.0%
5520	52480 Parks Building Maintenance	58,653.99	67,992.44	63,400.00	39,858.01	65,000.00	66,000.00	4.1%
5520	53140 Small Equipment	7,413.29	5,513.10	4,900.00	4,612.33	5,000.00	5,500.00	12.2%
5520	53220 Subscriptions-Office	0.00	157.50	130.00	0.00	150.00	130.00	0.0%
5520	53240 Membership Dues	180.00	180.00	180.00	0.00	180.00	180.00	0.0%
5520	53250 Conference And Training	5,733.44	4,873.93	5,110.00	3,005.63	5,200.00	7,270.00	42.3%
5520	53410 Agricultural/Horticultural S	34,981.06	29,832.85	29,750.00	22,031.02	30,000.00	30,000.00	0.8%
5520	53440 Janitorial Supplies	18,862.15	16,995.19	17,000.00	14,245.67	18,000.00	18,000.00	5.9%
5520	53460 Clothing And Uniforms	6,497.28	7,116.38	7,000.00	4,181.67	8,000.00	4,000.00	-42.9%

City of Waukesha - 2020 Annual Operating Budget

0100	General Fund	2017 Actuals	2018 Actuals	2019 Orig Bud	2019 YTD Actuals	2019 Projected	2020 Executive	PCT Change 2019-2020Orig
5520	53510 Gasoline; Oil; Grease Etc.	61,936.26	68,865.72	72,500.00	57,629.93	73,500.00	73,500.00	1.4%
5520	53520 Tires	9,023.60	10,568.27	10,000.00	6,751.69	11,000.00	10,000.00	0.0%
5520	53620 Consumable Tools	10,874.68	12,795.41	12,500.00	10,011.39	12,800.00	13,500.00	8.0%
5520	54110 Material-Street Maintenance	13,484.80	17,087.44	18,500.00	9,615.06	19,000.00	23,500.00	27.0%

City of Waukesha - 2020 Annual Operating Budget

0100	General Fund	2017 Actuals	2018 Actuals	2019 Orig Bud	2019 YTD Actuals	2019 Projected	2020 Executive	PCT Change 2019-2020Orig
5530	Riverwalk	23,430.91	30,399.37	42,247.00	24,962.61	42,705.00	42,802.00	1.3%
5530	51220 Overtime	0.00	38.74	0.00	0.00	0.00	0.00	0.0%
5530	51250 Wages Temporary	6,248.30	17,705.24	25,293.00	16,453.82	26,000.00	25,320.00	0.1%
5530	51510 Social Security	90.60	257.29	367.00	238.57	375.00	367.00	0.0%
5530	52210 Water And Sewer	2,070.58	1,851.69	2,268.00	1,181.55	2,350.00	2,500.00	10.2%
5530	52220 Electric	8,900.00	7,022.56	9,033.00	5,125.84	8,800.00	9,200.00	1.8%
5530	52230 Sewer	297.48	258.98	286.00	106.88	280.00	315.00	10.1%
5530	52450 Grounds Maintenance & Impr	5,823.95	3,264.87	5,000.00	1,855.95	4,900.00	5,100.00	2.0%

City of Waukesha - 2020 Annual Operating Budget

0100	General Fund	2017 Actuals	2018 Actuals	2019 Orig Bud	2019 YTD Actuals	2019 Projected	2020 Executive	PCT Change 2019-2020Orig
5532	Maintenance-Frame	52,901.96	57,454.95	60,513.00	44,355.98	64,764.00	62,214.00	2.8%
5532	51220 Overtime	0.00	26.64	0.00	0.00	0.00	0.00	0.0%
5532	51250 Wages Temporary	11,199.02	16,907.18	17,510.00	25,192.48	18,000.00	17,520.00	0.1%
5532	51510 Social Security	162.38	245.54	254.00	365.29	264.00	254.00	0.0%
5532	52210 Water And Sewer	1,542.26	1,514.68	1,560.00	1,197.85	1,770.00	1,830.00	17.3%
5532	52220 Electric	22,220.00	20,788.74	23,853.00	13,888.51	21,350.00	24,210.00	1.5%
5532	52230 Sewer	1,082.29	482.27	700.00	551.70	580.00	800.00	14.3%
5532	52240 Heat	1,712.74	2,238.22	2,436.00	(9,067.67)	8,200.00	2,600.00	6.7%
5532	52450 Grounds Maintenance & Impr	14,983.27	15,251.68	14,200.00	12,227.82	14,600.00	15,000.00	5.6%

City of Waukesha - 2020 Annual Operating Budget

5310 Recreation Programs	926,361.43	958,499.26	978,814.00	717,878.49	990,926.00	1,034,967.00	5.7%
5310 51110 Salaries	310,447.01	334,367.24	354,569.00	242,228.59	362,387.00	370,358.00	4.5%
5310 51210 Wages Permanent	40,813.31	41,833.77	42,775.00	29,609.83	42,775.00	69,980.00	63.6%
5310 51220 Overtime	116.88	25.50	225.00	255.00	225.00	225.00	0.0%
5310 51250 Wages Temporary	220,127.53	220,976.68	249,802.00	164,883.37	226,326.00	226,326.00	-9.4%
5310 51510 Social Security	31,806.35	33,136.38	33,753.00	23,588.86	33,753.00	36,228.00	7.3%
5310 51520 Retirement	25,095.19	25,901.49	25,401.00	18,017.55	25,401.00	28,563.00	12.4%
5310 51540 Health Insurance	32,037.53	40,891.28	47,102.00	36,098.96	47,102.00	56,110.00	19.1%
5310 51550 Life Insurance	829.69	858.48	1,024.00	617.59	1,024.00	1,325.00	29.4%
5310 51560 Dental Insurance	1,218.93	2,030.45	2,713.00	1,853.01	2,713.00	3,085.00	13.7%
5310 51580 Unemployment Compensation	3,009.50	0.00	500.00	112.08	200.00	200.00	-60.0%
5310 52190 Other Professional Services	122,071.96	118,365.55	80,000.00	95,086.88	110,000.00	100,000.00	25.0%
5310 52250 Telephone	3,210.22	7,256.60	7,500.00	5,151.80	7,257.00	8,617.00	14.9%
5310 52450 Grounds Maintenance & Impr	11,400.00	11,641.98	11,400.00	11,490.64	11,491.00	11,400.00	0.0%
5310 52470 Building Maintenance	20,285.49	15,183.85	15,200.00	13,958.06	15,200.00	15,200.00	0.0%
5310 53110 Postage and Box Rent	16,295.54	17,852.46	17,500.00	12,201.04	14,900.00	17,500.00	0.0%
5310 53120 Office Supplies	327.79	1,228.23	1,300.00	320.06	1,300.00	1,100.00	-15.4%
5310 53130 Printing/Photocopying	30,657.73	29,424.09	33,800.00	23,991.37	33,800.00	34,000.00	0.6%
5310 53135 Internal Printing	9,479.70	10,000.00	10,000.00	10,000.00	10,000.00	10,000.00	0.0%
5310 53240 Membership Dues	0.00	155.00	200.00	0.00	200.00	200.00	0.0%
5310 53250 Conference And Training	6,498.74	5,197.28	5,250.00	3,452.95	5,280.00	5,250.00	0.0%
5310 53260 Advertising	645.00	520.00	1,250.00	1,145.00	1,250.00	1,250.00	0.0%
5310 53440 Janitorial Supplies	3,218.11	3,052.05	3,300.00	1,559.09	3,300.00	3,300.00	0.0%
5310 53450 Program Supplies	16,894.76	20,059.92	14,300.00	9,806.83	14,300.00	14,300.00	0.0%
5310 53460 Clothing And Uniforms	3,518.89	2,408.85	3,450.00	451.50	3,450.00	3,450.00	0.0%
5310 53490 Other Operating Supplies	11,541.58	13,118.13	13,000.00	10,243.67	13,500.00	13,500.00	3.8%
5310 53941 Other Misc Expenses	0.00	76.00	0.00	331.76	292.00	0.00	0.0%
5310 55330 Licenses & Permits	4,814.00	2,938.00	3,500.00	1,423.00	3,500.00	3,500.00	0.0%

City of Waukesha - 2020 Annual Operating Budget

0100	General Fund	2017 Actuals	2018 Actuals	2019 Orig Bud	2019 YTD Actuals	2019 Projected	2020 Executive	PCT Change 2019-2020Orig
5320	Horeb Pool	233,878.89	224,457.20	235,225.00	214,822.80	230,920.00	239,216.00	1.7%
5320	51220 Overtime	66.37	86.64	0.00	78.75	26.00	0.00	0.0%
5320	51250 Wages Temporary	121,159.61	127,336.22	135,883.00	135,331.42	136,000.00	140,071.00	3.1%
5320	51510 Social Security	1,719.46	1,871.24	1,970.00	1,948.14	2,000.00	2,031.00	3.1%
5320	51520 Retirement	22.09	34.27	707.00	0.00	720.00	749.00	5.9%
5320	52190 Other Professional Services	18,000.00	16,650.00	18,000.00	16,650.00	16,650.00	18,000.00	0.0%
5320	52210 Water And Sewer	5,954.56	13,878.60	9,504.00	7,841.58	9,500.00	10,450.00	10.0%
5320	52220 Electric	15,839.01	15,314.63	16,076.00	11,668.03	16,000.00	16,250.00	1.1%
5320	52230 Sewer	568.52	767.41	625.00	617.61	625.00	690.00	10.4%
5320	52240 Heat	6,464.16	6,800.00	6,560.00	6,560.00	6,800.00	6,900.00	5.2%
5320	52250 Telephone	0.00	0.00	400.00	59.88	400.00	400.00	0.0%
5320	52420 Machinery And Equip Maint	3,966.64	5,000.00	5,000.00	3,235.63	4,100.00	5,000.00	0.0%
5320	52470 Building Maintenance	5,986.23	6,826.55	6,300.00	2,969.57	3,700.00	6,300.00	0.0%
5320	53120 Office Supplies	419.06	287.74	1,000.00	60.02	1,000.00	1,000.00	0.0%
5320	53130 Printing/Photocopying	799.50	0.00	500.00	0.00	500.00	1,675.00	235.0%
5320	53250 Conference And Training	4,338.07	3,524.86	3,700.00	3,497.84	3,700.00	3,700.00	0.0%
5320	53440 Janitorial Supplies	900.00	900.00	900.00	900.00	900.00	900.00	0.0%
5320	53450 Program Supplies	4,593.97	5,001.91	4,500.00	4,819.99	4,724.00	4,500.00	0.0%
5320	53455 Concession Supplies	15,198.29	17,602.13	18,000.00	16,784.34	18,000.00	18,000.00	0.0%
5320	53460 Clothing And Uniforms	2,370.47	1,800.00	1,800.00	1,800.00	1,800.00	1,800.00	0.0%
5320	53490 Other Operating Supplies	775.00	775.00	800.00	0.00	775.00	800.00	0.0%
5320	68190 Other Capital	24,737.88	0.00	3,000.00	0.00	3,000.00	0.00	-100.0%

City of Waukesha - 2020 Annual Operating Budget

0100	General Fund	2017 Actuals	2018 Actuals	2019 Orig Bud	2019 YTD Actuals	2019 Projected	2020 Executive	PCT Change 2019-2020Orig
5325	Buchner Pool	153,230.16	147,367.04	145,953.00	166,912.27	170,425.00	20,000.00	-86.3%
5325	51250 Wages Temporary	90,080.07	88,587.77	93,815.00	96,905.68	94,000.00	0.00	-100.0%
5325	51510 Social Security	1,788.57	1,793.22	1,983.00	1,933.87	2,000.00	0.00	-100.0%
5325	51520 Retirement	560.95	560.42	658.00	567.95	660.00	0.00	-100.0%
5325	52190 Other Professional Services	12,000.00	12,000.00	12,000.00	12,000.00	12,000.00	4,000.00	-66.7%
5325	52210 Water And Sewer	8,544.97	9,642.33	8,673.00	15,970.89	19,000.00	4,000.00	-53.9%
5325	52220 Electric	9,151.36	7,921.65	9,289.00	5,972.79	8,000.00	6,000.00	-35.4%
5325	52230 Sewer	910.27	393.38	1,001.00	2,118.18	450.00	3,000.00	199.7%
5325	52240 Heat	5,339.52	4,907.83	5,419.00	4,340.96	5,000.00	3,000.00	-44.6%
5325	52250 Telephone	374.26	405.33	375.00	173.20	425.00	0.00	-100.0%
5325	52420 Machinery And Equip Maint	8,756.73	10,669.99	1,500.00	1,325.01	1,500.00	0.00	-100.0%
5325	52470 Building Maintenance	3,423.49	3,009.92	4,000.00	1,502.35	3,000.00	0.00	-100.0%
5325	53120 Office Supplies	306.89	26.96	400.00	56.70	250.00	0.00	-100.0%
5325	53130 Printing/Photocopying	841.50	0.00	300.00	0.00	300.00	0.00	-100.0%
5325	53250 Conference And Training	1,177.00	90.00	1,500.00	1,991.56	1,550.00	0.00	-100.0%
5325	53440 Janitorial Supplies	1,426.72	993.05	1,000.00	820.08	1,000.00	0.00	-100.0%
5325	53450 Program Supplies	2,665.66	1,225.19	2,000.00	2,492.50	2,000.00	0.00	-100.0%
5325	53460 Clothing And Uniforms	842.20	1,500.00	1,500.00	1,500.00	1,500.00	0.00	-100.0%
5325	53490 Other Operating Supplies	540.00	540.00	540.00	0.00	540.00	0.00	-100.0%
5325	68190 Other Capital	4,500.00	3,100.00	0.00	17,240.55	17,250.00	0.00	0.0%

City of Waukesha - 2020 Annual Operating Budget

0100	General Fund	2017 Actuals	2018 Actuals	2019 Orig Bud	2019 YTD Actuals	2019 Projected	2020 Executive	PCT Change 2019-2020Orig
5610	Forestry	956,766.66	1,033,511.34	1,080,914.00	732,498.17	1,080,765.00	1,113,751.00	3.0%
5610	51110 Salaries	115,909.99	147,145.90	159,164.00	107,716.76	165,000.00	166,005.00	4.3%
5610	51210 Wages Permanent	467,570.25	475,517.78	492,700.00	321,903.53	480,000.00	494,315.00	0.3%
5610	51220 Overtime	610.88	2,521.10	3,000.00	5,377.22	5,450.00	3,000.00	0.0%
5610	51250 Wages Temporary	10,380.34	11,043.20	14,632.00	8,881.60	14,850.00	14,840.00	1.4%
5610	51510 Social Security	44,366.57	47,406.82	50,309.00	32,935.68	49,000.00	50,959.00	1.3%
5610	51520 Retirement	39,647.73	41,847.44	42,894.00	28,364.31	41,500.00	44,774.00	4.4%
5610	51540 Health Insurance	165,478.43	173,790.52	170,390.00	105,924.78	168,000.00	164,828.00	-3.3%
5610	51550 Life Insurance	924.63	1,118.09	1,296.00	832.79	1,100.00	1,344.00	3.7%
5610	51560 Dental Insurance	8,709.59	9,096.88	9,864.00	5,990.89	9,300.00	9,096.00	-7.8%
5610	52190 Other Professional Services	0.00	17,342.00	25,000.00	24,493.00	25,000.00	45,000.00	80.0%
5610	52250 Telephone	1,663.10	1,814.76	2,340.00	1,438.15	2,160.00	2,340.00	0.0%
5610	53220 Subscriptions-Office	139.99	129.95	150.00	150.00	150.00	250.00	66.7%
5610	53240 Membership Dues	360.00	350.00	700.00	360.00	540.00	760.00	8.6%
5610	53250 Conference And Training	3,747.89	3,748.82	4,550.00	3,091.02	4,600.00	4,690.00	3.1%
5610	53260 Advertising	109.47	174.43	175.00	170.19	170.00	250.00	42.9%
5610	53410 Agricultural/Horticultural S	29,861.80	31,386.65	34,950.00	32,954.25	35,125.00	38,000.00	8.7%
5610	53430 Assessment Trees	18,644.00	10,187.00	7,000.00	12,197.00	17,000.00	7,000.00	0.0%
5610	53431 Non-Assessment Trees	48,642.00	58,890.00	61,800.00	39,717.00	61,820.00	63,300.00	2.4%
5610	53460 Clothing And Uniforms	0.00	0.00	0.00	0.00	0.00	3,000.00	0.0%

Community Special Events

City of Waukesha - 2020 Annual Operating Budget

0100	General Fund	2017 Actuals	2018 Actuals	2019 Orig Bud	2019 YTD Actuals	2019 Projected	2020 Executive	PCT Change 2019-2020Orig
5940	Community Special Events	16,461.06	26,434.30	24,500.00	24,103.75	24,725.00	24,500.00	0.0%
5940	51250 Wages Temporary	0.00	0.00	0.00	0.00	0.00	800.00	0.0%
5940	51510 Social Security	0.00	0.00	0.00	0.00	0.00	61.00	0.0%
5940	53130 Printing/Photocopying	177.89	2,239.00	300.00	422.04	423.00	450.00	50.0%
5940	53940 Community Special Events Expen	16,283.17	24,195.30	24,200.00	23,681.71	24,302.00	23,189.00	-4.2%



Solid Waste Management

Garbage Collection

Composting

West Avenue Landfill

Recycling

Garbage Collection

City of Waukesha - 2020 Annual Operating Budget

0100	General Fund	2017 Actuals	2018 Actuals	2019 Orig Bud	2019 YTD Actuals	2019 Projected	2020 Executive	PCT Change 2019-2020Orig
7100	Garbage Collection	2,023,646.42	2,151,466.08	2,226,000.00	1,449,587.63	2,214,400.00	2,279,000.00	2.4%
7100	51210 Wages Permanent	1,244.93	7,550.59	0.00	0.00	0.00	0.00	0.0%
7100	52970 Refuse Collection	1,834,018.43	1,980,748.24	2,049,000.00	1,349,457.82	2,035,000.00	2,089,000.00	2.0%
7100	52972 Disposal-Dropoff Center	170,690.16	148,274.65	155,000.00	95,221.85	163,000.00	168,000.00	8.4%
7100	52973 County Hazardous Material Disp	9,765.98	8,627.17	12,000.00	0.00	10,000.00	12,000.00	0.0%
7100	53130 Printing/Photocopying	310.00	3,740.91	4,000.00	2,000.00	2,500.00	4,000.00	0.0%
7100	53260 Advertising	4,000.00	2,192.67	4,000.00	2,000.00	2,500.00	4,000.00	0.0%
7100	53490 Other Operating Supplies	3,616.92	331.85	2,000.00	907.96	1,400.00	2,000.00	0.0%

Composting

City of Waukesha - 2020 Annual Operating Budget

0100 General Fund	2017 Actuals	2018 Actuals	2019 Orig Bud	2019 YTD Actuals	2019 Projected	2020 Executive	PCT Change 2019-2020Orig
7110 Composting	39,778.89	30,014.38	24,242.00	18,634.43	23,334.00	23,732.00	-2.1%
7110 51210 Wages Permanent	35,386.65	27,014.38	17,725.00	16,356.38	17,725.00	18,123.00	2.2%
7110 51510 Social Security	0.00	0.00	1,356.00	0.00	1,386.00	1,386.00	2.2%
7110 51520 Retirement	0.00	0.00	1,161.00	0.00	1,223.00	1,223.00	5.3%
7110 52420 Machinery And Equip Maint	1,107.28	0.00	0.00	0.00	0.00	0.00	0.0%
7110 53260 Advertising	3,000.00	3,000.00	4,000.00	2,278.05	3,000.00	3,000.00	-25.0%
7110 53490 Other Operating Supplies	284.96	0.00	0.00	0.00	0.00	0.00	0.0%

West Avenue Landfill

City of Waukesha - 2020 Annual Operating Budget

0100	General Fund	2017 Actuals	2018 Actuals	2019 Orig Bud	2019 YTD Actuals	2019 Projected	2020 Executive	PCT Change 2019-2020Orig
7120	West Ave Landfill	74,820.98	57,031.15	82,400.00	32,896.65	75,300.00	86,400.00	4.9%
7120	52135 Consulting	46,300.47	32,258.77	49,000.00	24,478.09	49,000.00	54,000.00	10.2%
7120	52190 Other Professional Services	6,138.25	5,425.50	15,000.00	5,215.00	9,000.00	15,000.00	0.0%
7120	52220 Electric	7,135.32	5,752.17	6,400.00	2,791.44	5,300.00	5,400.00	-15.6%
7120	53490 Other Operating Supplies	0.00	4,553.20	12,000.00	412.12	12,000.00	12,000.00	0.0%
7120	68190 Other Capital	15,246.94	9,041.51	0.00	0.00	0.00	0.00	0.0%

Recycling

City of Waukesha - 2020 Annual Operating Budget

0100	General Fund	2017 Actuals	2018 Actuals	2019 Orig Bud	2019 YTD Actuals	2019 Projected	2020 Executive	PCT Change 2019-2020Orig
7150	Recycling	703,837.62	713,793.83	741,930.00	485,607.45	730,670.00	756,311.00	1.9%
	7150 51210 Wages Permanent	34,811.66	30,992.54	35,648.00	21,581.24	33,000.00	36,117.00	1.3%
	7150 51510 Social Security	0.00	0.00	517.00	0.00	0.00	524.00	1.4%
	7150 52190 Other Professional Services	2,960.66	1,929.38	6,000.00	2,470.76	4,000.00	5,000.00	-16.7%
	7150 52990 Recycling	657,851.47	674,367.06	690,500.00	458,858.01	688,000.00	705,500.00	2.2%
	7150 53120 Office Supplies	100.00	0.00	100.00	0.00	0.00	0.00	-100.0%
	7150 53130 Printing/Photocopying	3,890.63	3,546.37	4,000.00	904.98	2,500.00	4,000.00	0.0%
	7150 53240 Membership Dues	165.00	165.00	165.00	170.00	170.00	170.00	3.0%
	7150 53260 Advertising	3,526.53	2,593.48	4,000.00	1,281.18	2,500.00	4,000.00	0.0%
	7150 53490 Other Operating Supplies	531.67	200.00	1,000.00	341.28	500.00	1,000.00	0.0%



Non-Departmental

Tax Assessment Refunds

Property & Liability Insurance

Unallocated Employee Benefits

Contingency

Tax Assessment Refunds

City of Waukesha - 2020 Annual Operating Budget

0100	General Fund	2017 Actuals	2018 Actuals	2019 Orig Bud	2019 YTD Actuals	2019 Projected	2020 Executive	PCT Change 2019-2020Orig
9456	Tax Assessment Refunds	125,203.15	33,541.93	85,000.00	93,164.18	142,000.00	75,000.00	-11.8%
9456 55930	Assessment Refunds	110,706.44	8,770.24	50,000.00	93,050.43	107,000.00	50,000.00	0.0%
9456 57410	Bad Debt Expense	14,496.71	24,771.69	35,000.00	113.75	35,000.00	25,000.00	-28.6%

Property & Liability Insurance

City of Waukesha - 2020 Annual Operating Budget

0100 General Fund	2017 Actuals	2018 Actuals	2019 Orig Bud	2019 YTD Actuals	2019 Projected	2020 Executive	PCT Change 2019-2020Orig
9525 Property and Liability Ins	1,461,063.32	1,286,707.45	1,330,504.00	783,970.17	1,334,643.00	1,196,064.00	-10.1%
9525 78620 Property & Liability Ins	405,595.14	421,139.43	434,543.00	0.00	434,543.00	480,000.00	10.5%
9525 78630 Workers Compensation Ins	1,055,086.91	865,568.02	893,461.00	783,970.17	900,100.00	716,064.00	-19.9%
9525 78650 Employee Safety Programs	381.27	0.00	2,500.00	0.00	0.00	0.00	-100.0%

Unallocated Employee Benefits

City of Waukesha - 2020 Annual Operating Budget

0100	General Fund	2017 Actuals	2018 Actuals	2019 Orig Bud	2019 YTD Actuals	2019 Projected	2020 Executive	PCT Change 2019-2020Orig
9640	Unallocated Employee Benef	853,356.07	827,565.35	901,533.00	422,572.86	813,709.00	867,221.00	-3.8%
9640	51520 Unfunded Protective Services P	15,640.63	13,169.32	16,204.00	5,446.67	11,273.00	11,652.00	-28.1%
9640	52190 Other Professional Services	5,817.07	6,547.13	6,250.00	4,755.79	6,900.00	6,750.00	8.0%
9640	78610 Employee Group Insurance	594,629.04	577,881.28	602,853.00	287,375.76	563,251.00	610,000.00	1.2%
9640	89280 Transfer to Sick Leave Trust	237,269.33	229,967.62	276,226.00	124,994.64	232,285.00	238,819.00	-13.5%

Contingency

City of Waukesha - 2020 Annual Operating Budget

0100 General Fund	2017 Actuals	2018 Actuals	2019 Orig Bud	2019 YTD Actuals	2019 Projected	2020 Executive	PCT Change 2019-2020Orig
9710 Reserve for Contingencies	0.00	0.00	269,220.00	0.00	0.00	93,658.00	-65.2%
9710 89910 Contingency Fund	0.00	0.00	269,220.00	0.00	0.00	93,658.00	-65.2%



General Fund Operating Transfers

City of Waukesha - 2020 Annual Operating Budget

0100 General Fund	2017 Actuals	2018 Actuals	2019 Orig Bud	2019 YTD Actuals	2019 Projected	2020 Executive	PCT Change 2019-2020Orig
9920 Transfer to Jan-Boree	15,000.00	15,000.00	15,000.00	15,000.00	15,000.00	15,000.00	0.0%
9920 89220 Transfer To Special Rev Fund	15,000.00	15,000.00	15,000.00	15,000.00	15,000.00	15,000.00	0.0%

City of Waukesha - 2020 Annual Operating Budget

0100 General Fund	2017 Actuals	2018 Actuals	2019 Orig Bud	2019 YTD Actuals	2019 Projected	2020 Executive	PCT Change 2019-2020Orig
9924 Trns to Cap Proj- Equipmen	1,038,728.00	1,195,648.00	1,195,648.00	1,195,648.00	1,195,648.00	1,163,325.00	-2.7%
9924 89240 Transfer To Capital Projects	1,038,728.00	1,195,648.00	1,195,648.00	1,195,648.00	1,195,648.00	1,163,325.00	-2.7%

City of Waukesha - 2020 Annual Operating Budget

0100	General Fund	2017 Actuals	2018 Actuals	2019 Orig Bud	2019 YTD Actuals	2019 Projected	2020 Executive	PCT Change 2019-2020Orig
9925	Transfer to Enterprise	88,661.00	88,661.00	88,661.00	88,661.00	88,661.00	88,661.00	0.0%
9925	89260 Transfer To Enterprise Funds	88,661.00	88,661.00	88,661.00	88,661.00	88,661.00	88,661.00	0.0%

City of Waukesha - 2020 Annual Operating Budget

0100 General Fund	2017 Actuals	2018 Actuals	2019 Orig Bud	2019 YTD Actuals	2019 Projected	2020 Executive	PCT Change 2019-2020Orig
9935 Transfer to Mass Transit	1,122,226.49	1,329,983.92	1,220,550.00	0.00	1,098,914.00	1,406,238.00	15.2%
9935 89260 Transfer To Enterprise Funds	1,122,226.49	1,329,983.92	1,220,550.00	0.00	1,098,914.00	1,406,238.00	15.2%



SPECIAL REVENUE FUNDS

The special revenue fund is an account established by a government to collect money that must be used for a specific project. Special Revenue Funds have an identified specific or “special” revenue source that is used to fund programs or capital projects. Listed below are special revenue funds at the City of Waukesha:

- Fire Historical Preservation
- Citywide Fiber Maintenance
- Park & Recreation Special Revenue Funds
- Carl Zach Cycling
- Oktoberfest
- Sponsorship (General) Events
- Public Works Impact Fees
- Parkland Dedication
- Library Impact Fees
- Police Department Impact Fees
- Civic Band
- Community Development Programs
- Library Café
- Winter JanBoree

Fire Historical Preservation

City of Waukesha - 2020 Annual Operating Budget

0206 Fire Historical Preservation	2017 Actuals	2018 Actuals	2019 Orig Bud	2019 YTD Actuals	2019 Projected	2020 Executive	PCT Change 2019-2020Orig
2286 Fire Historical Preservation	(1,605.59)	692.64	0.00	(92.04)	183.00	0.00	0.0%
2286 48110 Interest On Investments	(11.08)	(51.87)	(22.00)	(3.01)	(67.00)	(68.00)	209.1%
2286 48410 Private Donations	(1,600.00)	(1,550.00)	(100.00)	(320.00)	(250.00)	(100.00)	0.0%
2286 49990 Appropriated Fund Balance Ap	0.00	0.00	(700.00)	0.00	0.00	(700.00)	0.0%
2286 52410 Vehicle Maintenance	5.49	2,294.51	822.00	230.97	500.00	868.00	5.6%
Grand Total	(1,605.59)	692.64	0.00	(92.04)	183.00	0.00	0.0%

Citywide Fiber Maintenance

City of Waukesha - 2020 Annual Operating Budget

0207	Citywide Fiber Maintenance	2017 Actuals	2018 Actuals	2019 Orig Bud	2019 YTD Actuals	2019 Projected	2020 Executive	PCT Change 2019-2020Orig
1918	Citywide Fiber Maintenance	(24,655.11)	(40,204.32)	(19,075.00)	(24,349.16)	(58,012.00)	0.00	-100.0%
	1918 42210 State Shared Revenues	(15,000.00)	(15,000.00)	(15,000.00)	0.00	(15,000.00)	(15,000.00)	0.0%
	1918 47450 I/S Services-Other Municipal	(29,824.22)	(62,469.76)	(62,664.00)	(16,609.12)	(62,664.00)	(62,664.00)	0.0%
	1918 47452 I/S Services-Prop Funds	(1,866.00)	(1,866.50)	(8,518.00)	(15,802.64)	(8,518.00)	(8,559.00)	0.5%
	1918 48110 Interest On Investments	(700.94)	(1,410.70)	(1,366.00)	(159.79)	(1,830.00)	(1,858.00)	36.0%
	1918 52441 Fiber Maintenance	22,736.05	40,542.64	68,473.00	8,222.39	30,000.00	88,081.00	28.6%
	Grand Total	(24,655.11)	(40,204.32)	(19,075.00)	(24,349.16)	(58,012.00)	0.00	-100.0%

Parks & Recreation Special Revenue Fund

City of Waukesha - 2020 Annual Operating Budget

0225	Park & Rec Spec Revenue Fnd Pr	2017 Actuals	2018 Actuals	2019 Orig Bud	2019 YTD Actuals	2019 Projected	2020 Executive	PCT Change 2019-2020Orig
5990	Park&Rec Spec Rev	49,870.14	(40,943.89)	(11,885.00)	(150,877.40)	(3,129.00)	0.00	-100.0%
5990	43290 Work Permits Revenue	(480.00)	(210.00)	(200.00)	(390.00)	(420.00)	(200.00)	0.0%
5990	45810 WPRA Ticket Program	(18,880.25)	(21,135.00)	(20,000.00)	(19,573.63)	(20,000.00)	(20,000.00)	0.0%
5990	45815 DNR Trail Pass Fees	(1,200.00)	(1,250.00)	(1,225.00)	(725.00)	(1,225.00)	(1,225.00)	0.0%
5990	45820 Park Ware Rev	(99.91)	0.00	0.00	0.00	0.00	(500.00)	0.0%
5990	45825 Rec Programs	(867,418.70)	(1,037,737.53)	(1,180,059.00)	(975,246.05)	(1,206,858.00)	(1,170,300.00)	-0.8%
5990	45835 Spooka Special Events	(2,395.94)	(1,743.29)	(1,100.00)	0.00	(1,300.00)	(1,300.00)	18.2%
5990	45836 Operation Honor	(500.00)	0.00	0.00	0.00	0.00	0.00	0.0%
5990	48110 Interest On Investments	(566.19)	(2,327.24)	(1,103.00)	(383.03)	(3,018.00)	(2,879.00)	161.0%
5990	48340 Recycling Revenue	(236.47)	(62.00)	(250.00)	0.00	0.00	0.00	-100.0%
5990	48410 Sponsorships - Recreation	(39,882.18)	(49,753.05)	(45,000.00)	(42,069.99)	(41,275.00)	(45,000.00)	0.0%
5990	48411 Spon-Adult Softball Facility	0.00	(573.70)	(325.00)	(615.19)	(425.00)	(425.00)	30.8%
5990	48415 Sponsorships-Parks/Forestry	(8,935.00)	(13,799.88)	(10,000.00)	(3,431.75)	(10,000.00)	(10,000.00)	0.0%
5990	48425 Sponsorships - Seniors	(310.78)	(626.87)	(1,500.00)	(59.91)	(375.00)	(500.00)	-66.7%
5990	48433 Awards & Recognitions	(699.96)	(726.61)	(1,000.00)	(720.25)	(1,000.00)	(1,000.00)	0.0%
5990	48435 Financial Asst. Program	(555.75)	(493.10)	(600.00)	(350.00)	(500.00)	(500.00)	-16.7%
5990	48490 Miscellaneous Revenues	(955.43)	(746.52)	(1,000.00)	(770.73)	(1,000.00)	(1,000.00)	0.0%
5990	48491 Galaxy System discrepancies	87.72	356.60	0.00	(175.32)	(98.00)	0.00	0.0%
5990	51110 Salaries	78,219.98	113,147.98	144,441.00	99,664.57	150,848.00	150,848.00	4.4%
5990	51210 Wages Permanent	0.00	177.37	0.00	0.00	0.00	0.00	0.0%
5990	51220 Overtime	228.37	192.38	180.00	134.63	180.00	180.00	0.0%
5990	51250 Wages Temporary	560,716.59	619,902.28	698,396.00	504,650.76	729,897.00	701,899.00	0.5%
5990	51510 Social Security	18,104.57	21,454.28	24,214.00	17,363.04	24,214.00	25,134.00	3.8%
5990	51520 Retirement	9,791.31	12,114.16	12,667.00	9,416.38	12,667.00	13,899.00	9.7%
5990	51540 Health Insurance	13,819.06	23,991.54	31,990.00	22,324.97	31,990.00	33,589.00	5.0%
5990	51550 Life Insurance	230.73	391.62	331.00	400.86	336.00	500.00	51.1%
5990	51560 Dental Insurance	798.17	1,346.00	1,847.00	1,260.34	1,847.00	1,847.00	0.0%

City of Waukesha - 2020 Annual Operating Budget

0225	Park & Rec Spec Revenue Fnd Pr	2017 Actuals	2018 Actuals	2019 Orig Bud	2019 YTD Actuals	2019 Projected	2020 Executive	PCT Change 2019-2020Orig
5990	52190 Other Professional Services	37,651.95	9,954.90	19,550.00	3,397.00	10,200.00	10,800.00	-44.8%
5990	52195 Credit Card Collection Fee	17,116.12	18,240.64	18,000.00	15,014.84	17,900.00	19,500.00	8.3%
5990	53135 Internal Printing	9,479.69	9,653.00	9,653.00	9,653.00	9,653.00	9,653.00	0.0%
5990	53190 State Work Permits	907.50	277.50	500.00	382.50	550.00	500.00	0.0%
5990	53195 DNR Trail Pass Supplies	1,080.00	1,125.00	1,013.00	0.00	1,013.00	1,013.00	0.0%
5990	53350 Awards/Recognitions	3,901.45	3,845.31	5,400.00	2,244.94	5,400.00	5,400.00	0.0%
5990	53455 Vending Supplies	971.48	654.33	700.00	617.35	900.00	900.00	28.6%
5990	53460 Clothing And Uniforms	0.00	0.00	0.00	0.00	0.00	4,500.00	0.0%
5990	53490 WPRA Ticket Program	18,346.25	20,509.00	19,000.00	19,095.88	19,000.00	20,000.00	5.3%
5990	53940 Sponsor Program - Recreation	38,481.59	33,436.55	40,000.00	33,393.61	33,290.00	40,000.00	0.0%
5990	53945 Sponsor Program - Parks/Forest	2,446.00	9,732.00	10,000.00	5,233.00	10,000.00	10,000.00	0.0%
5990	53947 Sponsorship-Music in the Park	1.88	0.00	0.00	0.00	0.00	0.00	0.0%
5990	53949 Sponsorship-Seniors	0.00	250.00	250.00	250.00	250.00	250.00	0.0%
5990	53950 Rec. Program Expenses	130,110.08	152,756.90	158,075.00	121,871.56	162,726.00	163,075.00	3.2%
5990	53951 Spooka Special Events	704.27	650.74	700.00	693.96	700.00	700.00	0.0%
5990	53958 Special Event new	828.24	0.00	0.00	0.00	0.00	0.00	0.0%
5990	55160 Workman's Comp Insurance	27,513.70	28,302.16	29,570.00	26,570.26	28,304.00	22,142.00	-25.1%
5990	68190 Other Capital	21,450.00	7,778.66	25,000.00	0.00	32,500.00	18,500.00	-26.0%

City of Waukesha - 2020 Annual Operating Budget

0225	Park & Rec Spec Revenue Fnd Pr	2017 Actuals	2018 Actuals	2019 Orig Bud	2019 YTD Actuals	2019 Projected	2020 Executive	PCT Change 2019-2020Orig
5991	21st Century CLC Grant	0.00	0.00	0.00	0.00	0.00	0.00	0.0%
5991	42310 Federal Grants/ Aids	(98,028.59)	(53,849.78)	0.00	0.00	0.00	0.00	0.0%
5991	51220 Overtime	224.44	0.00	0.00	0.00	0.00	0.00	0.0%
5991	51250 Wages Temporary	91,434.85	50,873.57	0.00	0.00	0.00	0.00	0.0%
5991	51510 Social Security	1,379.81	843.10	0.00	0.00	0.00	0.00	0.0%
5991	51520 Retirement	350.41	113.87	0.00	0.00	0.00	0.00	0.0%
5991	51550 Life Insurance	8.94	5.99	0.00	0.00	0.00	0.00	0.0%
5991	53950 Rec. Program Expenses	4,630.14	2,013.25	0.00	0.00	0.00	0.00	0.0%

City of Waukesha - 2020 Annual Operating Budget

0225	Park & Rec Spec Revenue Fnd Pr	2017 Actuals	2018 Actuals	2019 Orig Bud	2019 YTD Actuals	2019 Projected	2020 Executive	PCT Change 2019-2020Orig
5992	21st Century CLC Grant Banting	0.00	0.00	0.00	1,066.25	1,066.00	0.00	0.0%
5992	42310 Federal Grants/ Aids	(100,289.35)	(102,969.99)	(50,000.00)	(53,746.87)	(53,747.00)	0.00	-100.0%
5992	51250 Wages Temporary	87,447.90	97,966.66	45,490.00	50,592.17	50,592.00	0.00	-100.0%
5992	51510 Social Security	1,262.65	1,461.91	660.00	756.63	757.00	0.00	-100.0%
5992	51520 Retirement	105.15	54.77	0.00	9.83	10.00	0.00	0.0%
5992	51550 Life Insurance	1.68	1.77	0.00	0.37	0.00	0.00	0.0%
5992	53950 Rec. Program Expenses	11,471.97	3,484.88	3,850.00	3,454.12	3,454.00	0.00	-100.0%
Grand Total		49,870.14	(40,943.89)	(11,885.00)	(149,811.15)	(2,063.00)	0.00	-100.0%

Carl Zach Cycling

City of Waukesha - 2020 Annual Operating Budget

0226 Carl Zach Cycling	2017 Actuals	2018 Actuals	2019 Orig Bud	2019 YTD Actuals	2019 Projected	2020 Executive	PCT Change 2019-2020Orig
5993 Carl Zach Cycling	(1,841.93)	(2,146.07)	0.00	(1,711.00)	(1,822.00)	0.00	0.0%
5993 48110 Interest On Investments	(89.78)	(146.54)	(175.00)	(13.24)	(175.00)	(193.00)	10.3%
5993 48501 Event Sponsorships	(24,500.00)	(22,794.10)	(24,325.00)	(22,307.00)	(22,307.00)	(22,482.00)	-7.6%
5993 53957 Carl Zach Expenses	22,747.85	20,794.57	24,500.00	20,609.24	20,660.00	22,675.00	-7.4%
Grand Total	(1,841.93)	(2,146.07)	0.00	(1,711.00)	(1,822.00)	0.00	0.0%

Oktoberfest

City of Waukesha - 2020 Annual Operating Budget

0227 Oktoberfest	2017 Actuals	2018 Actuals	2019 Orig Bud	2019 YTD Actuals	2019 Projected	2020 Executive	PCT Change 2019-2020Orig
5994 Oktoberfest	(6,446.85)	(10,150.98)	(10,320.00)	(5,120.84)	(13,873.00)	0.00	-100.0%
5994 46741 Event Sales	(84,287.50)	(92,271.28)	(85,000.00)	(16,741.86)	(85,000.00)	(85,000.00)	0.0%
5994 48110 Interest On Investments	(164.35)	(373.00)	(320.00)	(41.56)	(373.00)	(491.00)	53.4%
5994 48501 Event Sponsorships	(3,550.00)	(4,307.00)	(5,000.00)	(8,000.00)	(8,500.00)	(8,500.00)	70.0%
5994 51250 Wages Temporary	0.00	0.00	0.00	0.00	0.00	7,896.00	0.0%
5994 51510 Social Security	0.00	0.00	0.00	0.00	0.00	114.00	0.0%
5994 53958 Oktoberfest Expense	81,555.00	86,800.30	80,000.00	19,662.58	80,000.00	85,981.00	7.5%
Grand Total	(6,446.85)	(10,150.98)	(10,320.00)	(5,120.84)	(13,873.00)	0.00	-100.0%

Sponsorship (General) Events

City of Waukesha - 2020 Annual Operating Budget

0228 Sponsorship (General) Events	2017 Actuals	2018 Actuals	2019 Orig Bud	2019 YTD Actuals	2019 Projected	2020 Executive	PCT Change 2019-2020Orig
5970 Operation Honor	(1,708.22)	(509.40)	(98.00)	(39.42)	(98.00)	0.00	-100.0%
5970 48110 Interest On Investments	(50.30)	(197.52)	(98.00)	(14.42)	(98.00)	(260.00)	165.3%
5970 48501 Event Sponsorships	(6,500.00)	(6,000.00)	(6,000.00)	(2,525.00)	(6,000.00)	(21,740.00)	262.3%
5970 53959 Event Expenses	4,842.08	5,688.12	6,000.00	2,500.00	6,000.00	22,000.00	266.7%

City of Waukesha - 2020 Annual Operating Budget

0228	Sponsorship (General) Events	2017 Actuals	2018 Actuals	2019 Orig Bud	2019 YTD Actuals	2019 Projected	2020 Executive	PCT Change 2019-2020Orig
5971	Music in the Park	191.82	(784.11)	0.00	(1,083.04)	(3,000.00)	0.00	0.0%
5971	48501 Event Sponsorships	(12,600.00)	(9,471.80)	(13,000.00)	(16,435.00)	(16,000.00)	(13,000.00)	0.0%
5971	53959 Event Expenses	12,791.82	8,687.69	13,000.00	15,351.96	13,000.00	13,000.00	0.0%

City of Waukesha - 2020 Annual Operating Budget

0228	Sponsorship (General) Events	2017 Actuals	2018 Actuals	2019 Orig Bud	2019 YTD Actuals	2019 Projected	2020 Executive	PCT Change 2019-2020Orig
5972	Monday Night Movies	(3,540.75)	(258.88)	0.00	(689.52)	0.00	0.00	0.0%
5972	48501 Event Sponsorships	(4,675.00)	(1,648.00)	(2,500.00)	(3,060.00)	(3,000.00)	(3,000.00)	20.0%
5972	53959 Event Expenses	1,134.25	1,389.12	2,500.00	2,370.48	3,000.00	3,000.00	20.0%

City of Waukesha - 2020 Annual Operating Budget

0228	Sponsorship (General) Events	2017 Actuals	2018 Actuals	2019 Orig Bud	2019 YTD Actuals	2019 Projected	2020 Executive	PCT Change 2019-2020Orig
5973	Volunteers on the Go	(6,000.00)	5,773.04	0.00	0.00	0.00	0.00	0.0%
5973	48501 Event Sponsorships	(6,000.00)	0.00	0.00	0.00	0.00	0.00	0.0%
5973	53959 Event Expenses	0.00	5,773.04	0.00	0.00	0.00	0.00	0.0%
Grand Total		(11,057.15)	4,220.65	(98.00)	(1,811.98)	(3,098.00)	0.00	-100.0%

Public Works Impact Fees

City of Waukesha - 2020 Annual Operating Budget

0230	Public Works Impact Fees	2017 Actuals	2018 Actuals	2019 Orig Bud	2019 YTD Actuals	2019 Projected	2020 Executive	PCT Change 2019-2020Orig
3311	Subdivider Fees	(8,693.23)	(19,989.12)	(16,943.00)	(2,198.84)	74,078.00	973,676.00	-5846.8%
3311	46480 Subd Deposits-Applied	0.00	0.00	(100,000.00)	0.00	0.00	0.00	-100.0%
3311	48110 Interest On Investments	(8,693.23)	(19,989.12)	(16,943.00)	(2,198.84)	(25,922.00)	(26,324.00)	55.4%
3311	89240 Transfer To Capital Projects	0.00	0.00	100,000.00	0.00	100,000.00	0.00	-100.0%
3311	89260 Transfer To Enterprise Funds	0.00	0.00	0.00	0.00	0.00	1,000,000.00	0.0%
Grand Total		(8,693.23)	(19,989.12)	(16,943.00)	(2,198.84)	74,078.00	973,676.00	-5846.8%

Private Development Construction Services

City of Waukesha - 2020 Annual Operating Budget

0232 Private Dev Construction Serv	2017 Actuals	2018 Actuals	2019 Orig Bud	2019 YTD Actuals	2019 Projected	2020 Executive	PCT Change 2019-2020Orig
3291 Private Dev Construction Serv	0.00	0.00	0.00	(17,477.26)	0.00	0.00	0.0%
3291 45320 Engineering Fees	0.00	0.00	0.00	(22,670.00)	(75,000.00)	(100,000.00)	0.0%
3291 52190 Other Professional Services	0.00	0.00	0.00	5,192.74	75,000.00	100,000.00	0.0%
Grand Total	0.00	0.00	0.00	(17,477.26)	0.00	0.00	0.0%

Parkland Dedication

City of Waukesha - 2020 Annual Operating Budget

0240	Parkland Development Impact Fe	2017 Actuals	2018 Actuals	2019 Orig Bud	2019 YTD Actuals	2019 Projected	2020 Executive	PCT Change 2019-2020Orig
5540	Parkland Dedication Fees	(1,658.21)	(6,844.04)	(5,394.00)	370.66	(7,744.00)	46,987.00	-971.1%
5540	46480 Parkland Deposits - Applied	(46,105.00)	0.00	0.00	(31,180.00)	(31,180.00)	0.00	0.0%
5540	48110 Interest On Investments	(2,767.76)	(6,844.04)	(5,394.00)	(761.26)	(8,876.00)	(9,013.00)	67.1%
5540	48210 Rentals/Leases	0.00	0.00	0.00	(5,600.00)	(5,600.00)	0.00	0.0%
5540	48330 Sale of City Property	0.00	0.00	0.00	(14,500.00)	(14,500.00)	0.00	0.0%
5540	89240 Transfer To Capital Projects	47,214.55	0.00	0.00	52,411.92	52,412.00	56,000.00	0.0%
Grand Total		(1,658.21)	(6,844.04)	(5,394.00)	370.66	(7,744.00)	46,987.00	-971.1%

Library Impact Fees

City of Waukesha - 2020 Annual Operating Budget

0241 Library Impact Fees	2017 Actuals	2018 Actuals	2019 Orig Bud	2019 YTD Actuals	2019 Projected	2020 Executive	PCT Change 2019-2020Orig
5180 Library Impact Fees	(134.93)	(665.60)	(263.00)	(88.79)	(1,500.00)	0.00	-100.0%
5180 46480 Deposits-Applied	0.00	0.00	0.00	0.00	0.00	(74,123.00)	0.0%
5180 48110 Interest On Investments	(134.93)	(665.60)	(263.00)	(88.79)	(1,500.00)	(877.00)	233.5%
5180 89240 Transfer To Capital Projects	0.00	0.00	0.00	0.00	0.00	75,000.00	0.0%
Grand Total	(134.93)	(665.60)	(263.00)	(88.79)	(1,500.00)	0.00	-100.0%

Police Impact Fees

City of Waukesha - 2020 Annual Operating Budget

0242 Police Impact Fee	2017 Actuals	2018 Actuals	2019 Orig Bud	2019 YTD Actuals	2019 Projected	2020 Executive	PCT Change 2019-2020Orig
2180 Police Impact Fees	(171.55)	(390.16)	(334.00)	(46.57)	(400.00)	0.00	-100.0%
2180 46480 Deposits-Applied	(6,355.00)	0.00	0.00	0.00	0.00	(14,386.00)	0.0%
2180 48110 Interest On Investments	(171.55)	(390.16)	(334.00)	(46.57)	(400.00)	(514.00)	53.9%
2180 89240 Transfer To Capital Projects	6,355.00	0.00	0.00	0.00	0.00	14,900.00	0.0%
Grand Total	(171.55)	(390.16)	(334.00)	(46.57)	(400.00)	0.00	-100.0%

Civic Band

City of Waukesha - 2020 Annual Operating Budget

0243 Civic Band Donation Fund	2017 Actuals	2018 Actuals	2019 Orig Bud	2019 YTD Actuals	2019 Projected	2020 Executive	PCT Change 2019-2020Orig
5580 Civic Band	1,894.45	3,577.66	0.00	(695.16)	(1,347.00)	0.00	0.0%
5580 48110 Interest On Investments	(171.61)	(264.33)	(334.00)	(18.24)	(265.00)	(348.00)	4.2%
5580 48410 Private Donations-Lighted Do	(14,905.00)	(12,669.00)	(13,111.00)	(13,750.00)	(14,000.00)	(11,180.00)	-14.7%
5580 49990 Appropriated Fund Balance Ap	0.00	0.00	0.00	0.00	0.00	(1,312.00)	0.0%
5580 51250 Wages Temporary	15,765.00	14,930.00	11,700.00	11,070.00	11,000.00	11,060.00	-5.5%
5580 51510 Social Security	1,206.06	1,142.21	895.00	846.91	841.00	846.00	-5.5%
5580 53130 Printing/Photocopying	0.00	438.78	450.00	580.00	580.00	450.00	0.0%
5580 53490 Other Operating Supplies	0.00	0.00	400.00	576.17	497.00	484.00	21.0%
Grand Total	1,894.45	3,577.66	0.00	(695.16)	(1,347.00)	0.00	0.0%

Community Development Programs

City of Waukesha - 2020 Annual Operating Budget

0244	Community Development Program	2017 Actuals	2018 Actuals	2019 Orig Bud	2019 YTD Actuals	2019 Projected	2020 Executive	PCT Change 2019-2020Orig
5581	Community Development Programs	712.76	(4,647.68)	0.00	203.40	0.00	0.00	0.0%
5581	48110 Interest On Investments	(42.11)	(109.95)	(82.00)	(15.60)	(200.00)	(150.00)	82.9%
5581	48410 Private Donations	(431.00)	(19,103.37)	(3,000.00)	(3,275.00)	(6,000.00)	(10,000.00)	233.3%
5581	53490 Other Operating Supplies	1,185.87	14,565.64	3,082.00	3,494.00	6,200.00	10,150.00	229.3%

Library Café

City of Waukesha - 2020 Annual Operating Budget

0265 Library CAFE Fund	2017 Actuals	2018 Actuals	2019 Orig Bud	2019 YTD Actuals	2019 Projected	2020 Executive	PCT Change 2019-2020Orig
5165 Library CAFÉ Rev/Exp	(356.93)	(771.05)	0.00	18,256.85	(639.00)	0.00	0.0%
5165 42770 Other CAFE Members Share	(93,819.82)	(96,113.80)	(97,840.00)	(48,809.50)	(97,619.00)	(99,700.00)	1.9%
5165 42950 Fees Other Municipality	0.00	0.00	0.00	(1,593.00)	(2,643.00)	(1,647.00)	0.0%
5165 51110 Salaries	74,946.82	76,820.40	78,851.00	54,373.35	79,147.00	80,625.00	2.2%
5165 51510 Social Security	5,671.93	5,815.45	6,032.00	4,117.15	5,993.00	6,168.00	2.3%
5165 51520 Retirement	5,093.39	5,142.53	5,165.00	3,561.41	5,184.00	5,442.00	5.4%
5165 51540 Health Insurance	6,335.94	6,335.94	6,336.00	4,386.42	6,092.00	6,653.00	5.0%
5165 51550 Life Insurance	173.93	213.29	244.00	150.04	206.00	250.00	2.5%
5165 51560 Dental Insurance	372.06	372.06	372.00	257.58	358.00	372.00	0.0%
5165 53240 Membership Dues	119.00	147.00	150.00	147.00	147.00	147.00	-2.0%
5165 53250 Conference And Training	340.54	247.00	140.00	1,446.00	1,746.00	1,390.00	892.9%
5165 53320 Employee Auto Allowance	409.28	249.08	550.00	220.40	750.00	300.00	-45.5%
Grand Total	(356.93)	(771.05)	0.00	18,256.85	(639.00)	0.00	0.0%

JanBoree Special Revenue

City of Waukesha - 2020 Annual Operating Budget

0270 Festival & Special Activities	2017 Actuals	2018 Actuals	2019 Orig Bud	2019 YTD Actuals	2019 Projected	2020 Executive	PCT Change 2019-2020Orig
5920 Janboree	2,640.42	(10,869.26)	0.00	(2,948.99)	143.00	0.00	0.0%
5920 45820 Park Ware Rev	(1,481.49)	(8,100.00)	(7,600.00)	(8,129.38)	(8,130.00)	(8,100.00)	6.6%
5920 45830 Entry Fees	(120.00)	(520.00)	(500.00)	(560.00)	(560.00)	(500.00)	0.0%
5920 45870 Recreation Fees-Concessions	(38.22)	(10,445.00)	(5,692.00)	(3,533.92)	(3,534.00)	(10,000.00)	75.7%
5920 48110 Interest On Investments	(201.79)	(477.99)	(393.00)	(67.83)	(478.00)	(629.00)	60.1%
5920 49210 Transfers From General Fund	(15,000.00)	(15,000.00)	(15,000.00)	(15,000.00)	(15,000.00)	(15,000.00)	0.0%
5920 51250 Wages Temporary	1,052.50	1,643.50	2,400.00	2,538.75	2,539.00	6,950.00	189.6%
5920 51510 Social Security	15.25	20.17	35.00	29.72	30.00	101.00	188.6%
5920 52190 Other Professional Services	8,389.60	11,437.28	11,250.00	10,558.26	10,559.00	11,750.00	4.4%
5920 52990 State Mfg Assessment Fee	240.00	319.50	500.00	175.00	175.00	0.00	-100.0%
5920 53130 Printing/Photocopying	2,244.00	465.49	3,500.00	0.00	3,500.00	3,500.00	0.0%
5920 53260 Advertising	5,123.09	6,568.76	8,000.00	6,808.03	6,809.00	7,628.00	-4.7%
5920 53455 Concession Supplies	878.52	15.25	0.00	98.00	98.00	0.00	0.0%
5920 53490 Other Operating Supplies	493.46	765.65	1,000.00	1,341.56	1,342.00	1,500.00	50.0%
5920 55330 Equipment Rental	1,045.50	2,438.13	2,500.00	2,792.82	2,793.00	2,800.00	12.0%
Grand Total	2,640.42	(10,869.26)	0.00	(2,948.99)	143.00	0.00	0.0%



DEBT SERVICE FUNDS

Debt Service funds are set up to account for the accumulation of resources used for the payment of principal and interest on all "general obligation debt", other than that serviced by Enterprise Funds. Debt Service Funds are typically used for capital projects, equipment and fleet, as described in the City of Waukesha Community Investment Program.

City of Waukesha - 2020 Annual Operating Budget

0300 Debt Service	2017 Actuals	2018 Actuals	2019 Orig Bud	2019 YTD Actuals	2019 Projected	2020 Executive	PCT Change 2019-2020Orig
8100 General Debt Service	310,240.06	(698,448.66)	0.00	(205,202.57)	(338,073.69)	0.00	0.0%
8100 41110 Taxes-R.E. & P.P	(12,619,544.00)	(14,110,288.00)	(14,858,332.00)	(14,858,332.00)	(14,858,332.00)	(16,576,488.00)	11.6%
8100 48110 Interest On Investments	(89,013.89)	(188,535.02)	(75,000.00)	(16,885.47)	(150,000.00)	(120,853.00)	61.1%
8100 49120 Proceeds of Refunding Bonds	(4,360,000.00)	(3,150,000.00)	0.00	0.00	0.00	(10,000,000.00)	0.0%
8100 49125 Premium Revenue - Bonds	(665,095.73)	(1,322,278.42)	0.00	(1,035,796.79)	(1,035,796.79)	0.00	0.0%
8100 49990 Appropriated Fund Balance Ap	0.00	0.00	(556,550.00)	0.00	0.00	(1,122,459.00)	101.7%
8100 56110 Debt Principal	15,460,660.72	15,376,298.13	12,827,592.00	12,827,592.05	12,827,592.05	24,343,504.00	89.8%
8100 56210 Debt Interest Expense	2,354,900.19	2,569,786.71	2,592,793.00	2,775,072.62	2,775,072.62	3,125,443.00	20.5%
8100 56910 Bond Paying Agent Fees	4,686.66	4,580.44	5,500.00	5,256.59	5,500.00	5,500.00	0.0%
8100 56990 Issue Costs-Refunding	65,646.11	46,987.50	0.00	33,893.43	33,893.43	0.00	0.0%
8100 89260 Transfer To Enterprise Funds	158,000.00	75,000.00	63,997.00	63,997.00	63,997.00	345,353.00	439.6%
Grand Total	310,240.06	(698,448.66)	0.00	(205,202.57)	(338,073.69)	0.00	0.0%



ENTERPRISE FUNDS

An enterprise fund is a fund that is established to account for operations of the City that are financed and operated in a manner similar to private business enterprises – where the intent is that the costs of providing goods or services to the general public on a continuing basis be financed or recovered primarily through user charges or sales. Enterprise Funds at the City of Waukesha are the following:

- Parking Utility
- Clean Water Plant
- Prairie Home Cemetery
- Clean Water– Return Flow
- Waukesha Transit System

Parking Utility

2020 Proposed Budget:

\$665,970

Responsible for operating and maintaining the City's parking garages and parking lots

2019 ACCOMPLISHMENTS



Completed the structural repairs and LED lighting conversion at the South St. Ramp



Unified all surface parking lot regulations



Completed the conversion to purchase parking permits online

TOTAL EXPENDITURES

	2016 Actual	2017 Actual	2018 Actual	2019 Estimated	2020 Proposed
Personnel	\$274,398	\$290,959	\$309,976	\$287,312	\$382,720
Operating	\$234,694	\$233,324	\$249,381	\$272,844	\$283,250
TOTAL	\$509,092	\$524,283	\$559,357	\$560,156	\$665,970

STAFFING (FTE)

	2018	2019	2020 Proposed
Parking Supervisor	1	1	1
Parking Clerk	.5	.5	.5
Parking Enforcement Supervisor	1	1	1
Parking Enforcement Agent	2.20	2.39	2.39
Security	-	.36	.54
TOTAL	4.70	5.25	5.43

PERFORMANCE METRICS

	2016	2017	2018	2019 Estimated
Number of City maintained parking spaces in lots or ramp	1,717	1,717	1,717	1,717
Parking Fees Revenue Generated from Permits	\$385,000	\$400,000	\$398,303	\$365,000

2020 GOALS



Complete building upgrades at the South St. Ramp
Strategic Plan Goal: Well Managed/Financially Sound



Increase security at both the Downtown Transit Ramp and South St. Ramp
Strategic Plan Goal: Safe and Secure



Increase parking enforcement in City owned lots
Strategic Plan Goal: Safe and Secure

City of Waukesha - 2020 Annual Operating Budget

0602	DPW/Parking Utility Division	2017 Actuals	2018 Actuals	2019 Orig Bud	2019 YTD Actuals	2019 Projected	2020 Executive	PCT Change 2019-2020Orig
7700	Administration and General	(183,602.82)	(172,739.29)	(110,834.00)	(125,339.85)	(192,679.00)	(112,413.00)	1.4%
7700	45522 Parking Ramp	(187,765.15)	(182,166.44)	(168,000.00)	(119,782.89)	(180,000.00)	(180,000.00)	7.1%
7700	45523 St. Paul Ramp Revenue	(21,634.50)	(16,798.00)	(17,200.00)	(10,177.00)	(15,000.00)	(15,000.00)	-12.8%
7700	45530 Parking Lot	(88,162.92)	(92,771.53)	(67,000.00)	(33,628.53)	(50,000.00)	(50,000.00)	-25.4%
7700	45540 Overnight St Parking Permits	(101,689.12)	(106,567.20)	(105,000.00)	(74,455.22)	(120,000.00)	(120,000.00)	14.3%
7700	47431 Security Services	0.00	(4,062.30)	(14,984.00)	(10,060.61)	(14,984.00)	(23,038.00)	53.8%
7700	48110 Interest On Investments	(2,385.46)	(460.91)	(4,649.00)	372.28	(607.00)	(607.00)	-86.9%
7700	48125 Interest on Account	0.00	(49.36)	0.00	(251.30)	0.00	0.00	0.0%
7700	48330 Sale of City Property	3.56	0.00	0.00	0.00	0.00	(4,000.00)	0.0%
7700	51110 Salaries	59,519.27	63,187.17	68,753.00	45,970.37	0.00	71,024.00	3.3%
7700	51180 Accrued Vacation	381.99	1,882.79	0.00	0.00	0.00	0.00	0.0%
7700	51190 Sick Leave Accrual	8,919.92	7,329.69	0.00	0.00	0.00	0.00	0.0%
7700	51210 Wages Permanent	21,006.60	30,593.33	49,363.00	33,843.39	49,363.00	64,251.00	30.2%
7700	51220 Overtime	94.70	0.00	0.00	0.00	0.00	0.00	0.0%
7700	51250 Wages Temporary	0.00	0.00	2,000.00	0.00	0.00	2,000.00	0.0%
7700	51510 Social Security	5,058.88	5,477.93	6,004.00	4,154.59	6,004.00	6,394.00	6.5%
7700	51520 Retirement	4,045.06	4,229.89	4,333.00	3,011.80	4,619.00	4,619.00	6.6%
7700	51525 Retirement-GASB 68	12,051.00	1,063.00	25,000.00	0.00	15,000.00	15,000.00	-40.0%
7700	51540 Health Insurance	2,600.00	2,600.00	0.00	1,800.00	2,600.00	0.00	0.0%
7700	51550 Life Insurance	87.36	135.96	114.00	121.88	200.00	217.00	90.4%
7700	51551 Life Insurance-GASB 75	0.00	5,546.00	0.00	0.00	0.00	0.00	0.0%
7700	52130 Accounting And Auditing	6,888.00	6,888.00	6,888.00	6,888.00	6,888.00	8,000.00	16.1%
7700	52190 Other Professional Services	9,850.50	8,602.47	10,000.00	6,666.00	10,000.00	15,000.00	50.0%
7700	52195 Credit Card Collection Fee	10,127.56	10,224.01	10,000.00	5,533.16	10,000.00	10,000.00	0.0%
7700	52250 Telephone	2,106.85	1,838.55	1,800.00	996.83	1,770.00	1,800.00	0.0%
7700	52430 Computer Hardware Maint	59,299.00	65,700.58	63,671.00	0.00	63,671.00	65,000.00	2.1%
7700	53110 Postage and Box Rent	56.05	11.75	50.00	4.85	25.00	50.00	0.0%

City of Waukesha - 2020 Annual Operating Budget

0602	DPW/Parking Utility Division	2017 Actuals	2018 Actuals	2019 Orig Bud	2019 YTD Actuals	2019 Projected	2020 Executive	PCT Change 2019-2020Orig
7700	53120 Office Supplies	287.50	717.83	800.00	180.46	750.00	800.00	0.0%
7700	53130 Printing/Photocopying	1,000.00	1,549.25	2,500.00	2,599.43	2,599.00	2,500.00	0.0%
7700	53135 Internal Printing	2,098.01	2,005.00	2,005.00	2,005.00	2,005.00	2,005.00	0.0%
7700	53250 Conference And Training	0.00	0.00	300.00	0.00	0.00	500.00	66.7%
7700	55160 Workman's Comp Insurance	10,189.49	8,070.75	9,869.00	8,867.66	9,869.00	8,272.00	-16.2%
7700	55190 General Liability Insurance	2,363.03	2,482.50	2,549.00	0.00	2,549.00	2,800.00	9.8%

City of Waukesha - 2020 Annual Operating Budget

0602	DPW/Parking Utility Division	2017 Actuals	2018 Actuals	2019 Orig Bud	2019 YTD Actuals	2019 Projected	2020 Executive	PCT Change 2019-2020Orig
7710	Parking Enforcement	(160,153.42)	(166,089.93)	(126,636.00)	(82,928.05)	(106,304.00)	(114,252.00)	-9.8%
7710	44120 Parking Fines	(373,892.39)	(393,222.18)	(375,000.00)	(244,062.28)	(360,000.00)	(375,000.00)	0.0%
7710	51170 Accrued Compensatory time	(59.69)	741.00	0.00	0.00	0.00	0.00	0.0%
7710	51180 Accrued Vacation	(1,182.10)	1,677.68	0.00	0.00	0.00	0.00	0.0%
7710	51210 Wages Permanent	149,475.16	155,714.25	178,732.00	110,356.90	178,732.00	186,622.00	4.4%
7710	51220 Overtime	308.39	385.21	400.00	205.70	400.00	400.00	0.0%
7710	51510 Social Security	8,267.87	8,722.62	9,497.00	6,258.90	9,497.00	9,960.00	4.9%
7710	51520 Retirement	6,835.54	7,124.90	7,289.00	5,020.19	7,289.00	7,891.00	8.3%
7710	51540 Health Insurance	12,671.88	12,671.88	12,672.00	8,772.84	12,672.00	13,306.00	5.0%
7710	51550 Life Insurance	133.32	148.98	192.00	132.32	192.00	292.00	52.1%
7710	51560 Dental Insurance	744.12	744.12	744.00	515.16	744.00	744.00	0.0%
7710	52140 Data Processing-External	13,000.00	16,000.00	16,000.00	16,000.00	16,000.00	16,000.00	0.0%
7710	52410 Vehicle Maintenance	109.59	776.94	700.00	411.56	700.00	1,000.00	42.9%
7710	53110 Postage and Box Rent	469.26	836.95	1,300.00	0.00	1,300.00	1,300.00	0.0%
7710	53130 Printing/Photocopying	3,835.28	2,281.18	1,500.00	3,343.51	6,500.00	7,500.00	400.0%
7710	53460 Clothing And Uniforms	1,476.11	1,543.43	2,050.00	214.97	2,050.00	2,050.00	0.0%
7710	53510 Gasoline; Oil; Grease Etc.	4,599.01	4,289.23	5,499.00	3,438.06	5,500.00	5,499.00	0.0%
7710	53520 Tires	694.00	897.88	400.00	327.84	400.00	1,000.00	150.0%
7710	55120 Auto And Fleet Insurance	217.32	159.79	153.00	0.00	153.00	200.00	30.7%
7710	89280 Transfer to Sick Leave Trust	12,143.91	12,416.21	11,236.00	6,136.28	11,567.00	6,984.00	-37.8%

City of Waukesha - 2020 Annual Operating Budget

0602	DPW/Parking Utility Division	2017 Actuals	2018 Actuals	2019 Orig Bud	2019 YTD Actuals	2019 Projected	2020 Executive	PCT Change 2019-2020Orig
7720	Parking Ramp #1	28,839.90	31,527.45	41,386.00	20,003.60	41,752.00	50,457.00	21.9%
7720	48440 Ins Recoveries Prop Damage	(1,665.00)	210.00	0.00	0.00	0.00	0.00	0.0%
7720	52210 Water And Sewer	190.78	219.23	225.00	343.09	456.00	505.00	124.4%
7720	52220 Electric	18,717.73	20,972.20	23,200.00	11,753.08	23,000.00	23,345.00	0.6%
7720	52230 Sewer	101.60	114.28	115.00	332.26	450.00	457.00	297.4%
7720	52420 Machinery And Equip Maint	1,446.00	1,336.05	5,000.00	4,008.35	5,000.00	5,000.00	0.0%
7720	52450 Grounds Maintenance & Impr	1,716.49	1,136.32	1,000.00	146.78	1,000.00	1,000.00	0.0%
7720	52470 Building Maintenance	4,873.91	3,689.25	8,000.00	3,420.04	8,000.00	15,500.00	93.8%
7720	53440 Janitorial Supplies	5.98	0.00	150.00	0.00	150.00	650.00	333.3%
7720	55110 Property And Boiler Insuranc	3,452.41	3,850.12	3,696.00	0.00	3,696.00	4,000.00	8.2%

City of Waukesha - 2020 Annual Operating Budget

0602	DPW/Parking Utility Division	2017 Actuals	2018 Actuals	2019 Orig Bud	2019 YTD Actuals	2019 Projected	2020 Executive	PCT Change 2019-2020Orig
7730	Parking Ramp #2/Transit Ct	1,959.42	72,764.56	81,153.00	53,911.41	110,481.00	(112,234.00)	-238.3%
7730	49230 Transfers From Debt Service	(90,000.00)	(7,000.00)	0.00	0.00	0.00	(230,000.00)	0.0%
7730	52210 Water And Sewer	1,111.22	1,398.16	750.00	291.99	1,175.00	1,187.00	58.3%
7730	52220 Electric	13,962.12	10,760.91	17,427.00	3,325.17	12,000.00	12,180.00	-30.1%
7730	52230 Sewer	876.85	1,101.21	500.00	152.25	1,000.00	1,000.00	100.0%
7730	52240 Heat	776.85	545.70	1,200.00	412.30	600.00	600.00	-50.0%
7730	52420 Machinery And Equip Maint	4,531.08	3,919.77	5,000.00	727.00	4,000.00	5,000.00	0.0%
7730	52450 Grounds Maintenance & Impr	17,022.14	23,871.78	19,000.00	9,196.07	19,000.00	19,000.00	0.0%
7730	52470 Building Maintenance	23,005.60	20,435.30	30,000.00	3,098.85	30,000.00	37,500.00	25.0%
7730	53440 Janitorial Supplies	0.00	0.00	550.00	0.00	550.00	1,050.00	90.9%
7730	55110 Property And Boiler Insuranc	3,371.53	2,654.26	3,604.00	0.00	3,604.00	4,000.00	11.0%
7730	56210 Interest on Debt	15,109.00	2,884.44	2,700.00	20,230.61	21,691.00	35,767.00	1224.7%
7730	56910 Bond Paying Agent Fees	44.04	44.04	40.00	43.26	45.00	100.00	150.0%
7730	56920 Bond Issuance Charges	0.00	0.00	0.00	16,433.91	16,434.00	0.00	0.0%
7730	89390 Loss On Early Retirement of	12,148.99	12,148.99	382.00	0.00	382.00	382.00	0.0%

City of Waukesha - 2020 Annual Operating Budget

0602 DPW/Parking Utility Division	2017 Actuals	2018 Actuals	2019 Orig Bud	2019 YTD Actuals	2019 Projected	2020 Executive	PCT Change 2019-2020Orig
7790 Capital Improvements	185,242.54	200,404.65	215,747.00	1,178,651.13	182,976.00	328,000.00	52.0%
7790 49110 Proceeds of Long Term Debt	0.00	0.00	(1,400,000.00)	0.00	(1,400,000.00)	(690,000.00)	-50.7%
7790 55410 Provision For Depreciation	175,747.54	181,904.65	175,747.00	0.00	175,747.00	235,000.00	33.7%
7790 68110 Automotive Equipment	0.00	0.00	0.00	0.00	0.00	53,000.00	0.0%
7790 68220 Buildings	9,495.00	18,500.00	1,440,000.00	1,178,651.13	1,407,229.00	730,000.00	-49.3%
Grand Total	(127,714.38)	(34,132.56)	100,816.00	1,044,298.24	36,226.00	39,558.00	-60.8%

Clean Water Plant

2020 Proposed Budget:
\$7,458,602

Responsible for operating and maintaining the City's wastewater treatment plant and collection system. This includes maintaining all remote pumping stations in compliance with all permit parameters.

2019 ACCOMPLISHMENTS



Scored an "A" rating for the 2018 operating year on the DNR Compliance Maintenance Annual Report



Eliminating two pump stations and 9,732 feet of forcemain



Successfully launched the softener optimization program for chloride reduction, expecting 1,000 units to be optimized in 2019

TOTAL EXPENDITURES

	2016 Actual	2017 Actual	2018 Actual	2019 Estimated	2020 Proposed
Personnel	\$3,138,352	\$3,071,284	\$3,259,060	\$3,301,476	\$3,491,432
Operating	\$3,354,698	\$3,340,361	\$3,374,352	\$3,694,027	\$3,967,170
TOTAL	\$6,493,050	\$6,411,645	\$6,633,412	\$6,995,503	\$7,458,602

STAFFING (FTE)

	2018	2019	2020 Proposed
Director	-	-	.15
Manager	1	1	1
Supervisor (Maintenance, Process Control & Streets)	2.75	2.75	2.75
Pretreatment (coordinator, lab tech, sampling tech)	4	4	4
Operator	13	14	14
Engineer	1	1	1
Lift Station Maintainer	2	0	0
Stockroom Attendant	1	1	1
SCADA Tech	1	1	1
Equipment Operator	6.8	6.8	6.8
Administrative Assistant	.72	1	1
Total	33.27	32.55	32.7

PERFORMANCE METRICS

	2016	2017	2018	2019 Estimated
#of Sewer Pump Stations Maintained	40	40	40	38
Feet of sewer lined/replaced	19,341	30,915	17,346	18,500
# of manholes rehabilitated	150	206	234	165
# of gallons of sewage treated (in millions of gallons)	3,475.30	3,992.60	3,805.81	4,034.96
Flow (average million gallons per day)	9.521	10.851	10.426	11.05
Treated Water Quality, % Biological Oxygen Demand Removal	99.06	99.11	99.88	99.74
Treated Water Quality, % Total Suspended Solids Removal	99.65	99.54	99.58	99.6
Treated Water Quality, % Total Phosphorus Removal	98.92	97.97	97.75	98.52

2020 GOALS



Achieve an "A" rating for current 2019 operating year on the DNR CMAR
Strategic Plan Goal: Well Planned, Sustainable, and Environmentally Diverse



Meet the DNR deadlines for the start of construction for the return flow pump station and phosphorus improvements
Strategic Plan Goal: Well Managed/Financially Sound



Continue with the softener optimization program to reduce chloride discharged, target 3,800 units for 2020.
Strategic Plan Goal: Well Planned, Sustainable, and Environmentally Diverse

City of Waukesha - 2020 Annual Operating Budget

0603	Clean Water Plant	2017 Actuals	2018 Actuals	2019 Orig Bud	2019 YTD Actuals	2019 Projected	2020 Executive	PCT Change 2019-2020Orig
7380	Sewer Administration	(12,363,453.29)	(13,296,538.79)	(14,007,384.00)	(7,743,888.65)	(14,065,462.00)	(14,500,650.00)	3.5%
7380	42910 Grants-Other	0.00	(9,910.00)	0.00	0.00	0.00	0.00	0.0%
7380	45611 Sewer-Residential	(6,297,547.27)	(6,906,190.28)	(7,300,565.00)	(4,063,840.91)	(7,464,562.00)	(7,763,147.00)	6.3%
7380	45612 Sewer-Commercial	(2,014,566.32)	(2,164,844.61)	(2,468,147.00)	(1,317,072.58)	(2,380,926.00)	(2,476,163.00)	0.3%
7380	45613 Sewer-Industrial	(2,346,384.23)	(2,044,429.35)	(2,434,909.00)	(1,264,326.05)	(2,226,207.00)	(2,315,255.00)	-4.9%
7380	45614 Sewer-Public	(425,167.65)	(465,789.50)	(516,127.00)	(252,996.07)	(492,321.00)	(512,014.00)	-0.8%
7380	45615 Sewer-Apartments	(2,332,734.82)	(2,529,552.18)	(2,673,826.00)	(1,526,875.92)	(2,705,184.00)	(2,813,391.00)	5.2%
7380	45619 Sewer-Delinquent Fees/Adjts	(136,881.80)	(148,457.00)	(60,000.00)	(48,817.81)	(80,200.00)	(60,000.00)	0.0%
7380	45620 Sewer-Connection Fees	(266,816.00)	(215,798.00)	(60,000.00)	(86,888.00)	(121,000.00)	(60,000.00)	0.0%
7380	45630 Septic Charges	(490,742.73)	(434,019.17)	(591,762.00)	(365,335.64)	(539,320.00)	(560,893.00)	-5.2%
7380	45640 Wales Discharge	(103,507.02)	(149,458.94)	(149,000.00)	(79,697.97)	(124,033.00)	(128,994.00)	-13.4%
7380	48110 Interest On Investments	(231,287.77)	(481,666.71)	(417,372.00)	(75,723.07)	(450,000.00)	(500,000.00)	19.8%
7380	48112 Investment Fees	206.29	0.00	0.00	0.00	0.00	0.00	0.0%
7380	48125 Interest on Account	0.00	(397.63)	0.00	(1,747.14)	0.00	0.00	0.0%
7380	48330 Sale of City Property	0.00	(451.30)	(1,000.00)	(135.90)	(250.00)	(250.00)	-75.0%
7380	48440 Ins Recoveries Prop Damage	(630.46)	0.00	0.00	0.00	0.00	0.00	0.0%
7380	48490 Miscellaneous Revenues	(2,070.00)	(2,895.62)	0.00	(4,663.17)	(2,763.00)	0.00	0.0%
7380	51110 Salaries	346,647.13	342,978.17	351,959.00	245,824.84	342,915.00	388,797.00	10.5%
7380	51170 Accrued Compensatory time	429.27	(331.84)	0.00	0.00	0.00	0.00	0.0%
7380	51180 Accrued Vacation	1,515.36	4,648.47	0.00	0.00	0.00	0.00	0.0%
7380	51210 Wages Permanent	204,679.60	252,284.16	278,119.00	153,764.43	228,190.00	271,636.00	-2.3%
7380	51220 Overtime	1,488.87	1,978.34	3,000.00	1,203.07	2,100.00	3,000.00	0.0%
7380	51510 Social Security	40,246.27	44,104.52	48,430.00	29,419.60	42,250.00	50,545.00	4.4%
7380	51520 Retirement	37,134.08	39,986.17	41,467.00	26,197.32	39,040.00	44,782.00	8.0%
7380	51525 Retirement-GASB 68	168,409.00	18,997.00	150,000.00	0.00	150,000.00	50,000.00	-66.7%
7380	51540 Health Insurance	130,050.84	139,201.92	145,019.00	92,903.18	136,906.00	153,268.00	5.7%
7380	51550 Life Insurance	1,266.14	1,406.73	1,824.00	1,042.33	1,500.00	2,088.00	14.5%

City of Waukesha - 2020 Annual Operating Budget

0603	Clean Water Plant	2017 Actuals	2018 Actuals	2019 Orig Bud	2019 YTD Actuals	2019 Projected	2020 Executive	PCT Change 2019-2020Orig
7380	51551 Life Insurance-GASB 75	0.00	72,789.00	0.00	0.00	0.00	40,000.00	0.0%
7380	51560 Dental Insurance	7,454.50	7,980.70	8,352.00	5,329.87	7,770.00	8,408.00	0.7%
7380	51570 OPEB Expense	45,565.00	44,794.00	125,000.00	0.00	125,000.00	70,000.00	-44.0%
7380	52130 Accounting And Auditing	83,325.00	83,825.00	83,325.00	83,325.00	83,325.00	94,000.00	12.8%
7380	52131 Utility Billing	707,981.12	682,643.66	695,000.00	554,141.07	738,853.00	761,000.00	9.5%
7380	52135 Consulting	51,383.02	47,907.89	100,000.00	630.03	30,000.00	100,000.00	0.0%
7380	52180 Management Services	15,500.00	15,500.00	52,530.00	15,500.00	52,530.00	53,712.00	2.3%
7380	52190 Other Professional Services	7.00	1,330.00	120,000.00	8,877.00	65,000.00	120,000.00	0.0%
7380	52250 Telephone	13,421.16	11,990.26	20,000.00	9,488.34	16,700.00	20,000.00	0.0%
7380	52270 Trunk Radio Operating	249.00	1,824.48	230.00	230.00	230.00	234.00	1.7%
7380	52430 Computer Hardware Maint	3,701.23	4,302.34	4,000.00	2,377.92	2,400.00	4,000.00	0.0%
7380	53110 Postage and Box Rent	296.88	236.95	1,000.00	210.78	300.00	1,000.00	0.0%
7380	53120 Office Supplies	2,115.07	2,677.60	2,400.00	853.73	2,200.00	2,400.00	0.0%
7380	53130 Printing/Photocopying	3,185.00	6,036.49	6,000.00	2,907.50	5,600.00	6,000.00	0.0%
7380	53135 Internal Printing	4,431.86	5,380.00	5,380.00	5,380.00	5,380.00	5,380.00	0.0%
7380	53220 Subscriptions-Office	394.74	511.84	600.00	601.84	525.00	600.00	0.0%
7380	53240 Membership Dues	2,650.00	2,920.25	3,500.00	2,515.00	2,800.00	3,500.00	0.0%
7380	53250 Conference And Training	14,660.79	9,690.98	15,000.00	10,504.24	14,800.00	15,000.00	0.0%
7380	53260 Advertising	1,817.04	1,243.04	3,000.00	1,250.00	2,600.00	3,000.00	0.0%
7380	53940 Other Charges	186.39	684.98	1,000.00	37.74	700.00	1,000.00	0.0%
7380	55120 Auto And Fleet Insurance	6,057.16	6,283.05	5,976.00	0.00	5,976.00	8,000.00	33.9%
7380	55160 Workman's Comp Insurance	92,232.50	72,770.08	75,061.00	67,437.85	75,061.00	59,320.00	-21.0%
7380	55190 General Liability Insurance	35,697.69	38,455.17	39,480.00	0.00	39,480.00	41,000.00	3.9%
7380	78422 Data Processing-Allocated	202,431.18	237,830.78	250,690.00	0.00	259,000.00	275,347.00	9.8%
7380	78650 Employee Safety Programs	15,591.49	13,020.39	14,000.00	8,920.16	13,800.00	14,000.00	0.0%
7380	89280 Transfer to Sick Leave Trust	42,475.11	39,438.93	13,982.00	13,358.74	28,373.00	18,440.00	31.9%

City of Waukesha - 2020 Annual Operating Budget

0603	Clean Water Plant	2017 Actuals	2018 Actuals	2019 Orig Bud	2019 YTD Actuals	2019 Projected	2020 Executive	PCT Change 2019-2020Orig
7381	Pre-Treatment Sampling	162,096.45	167,727.02	176,041.00	114,439.42	177,217.00	182,414.00	3.6%
7381	45690 Other Sewer Charges	(66,109.07)	(65,344.22)	(60,000.00)	(51,506.85)	(56,400.00)	(60,000.00)	0.0%
7381	48125 Interest on Account	0.00	(9.73)	0.00	(62.12)	(58.00)	0.00	0.0%
7381	51110 Salaries	94,827.46	84,822.38	87,064.00	60,037.06	86,715.00	89,023.00	2.3%
7381	51170 Accrued Compensatory time	36.85	(288.54)	0.00	0.00	0.00	0.00	0.0%
7381	51180 Accrued Vacation	(650.46)	(1,907.09)	0.00	0.00	0.00	0.00	0.0%
7381	51210 Wages Permanent	58,622.21	69,091.59	71,223.00	49,111.86	70,935.00	72,825.00	2.2%
7381	51220 Overtime	0.00	333.77	0.00	271.52	0.00	0.00	0.0%
7381	51510 Social Security	11,212.15	11,318.85	12,109.00	8,010.97	11,542.00	12,381.00	2.2%
7381	51520 Retirement	10,428.74	10,325.70	10,368.00	7,166.96	10,326.00	10,925.00	5.4%
7381	51540 Health Insurance	39,654.68	39,654.68	39,655.00	27,453.24	39,654.00	41,638.00	5.0%
7381	51550 Life Insurance	855.25	872.58	992.00	636.82	899.00	992.00	0.0%
7381	51560 Dental Insurance	2,280.20	2,280.20	2,280.00	1,578.60	2,279.00	2,280.00	0.0%
7381	52190 Pre-Treatment Sampling	9,481.25	9,766.85	10,000.00	7,744.21	9,200.00	10,000.00	0.0%
7381	52410 Vehicle Maintenance	467.89	5,771.75	1,000.00	3,281.72	900.00	1,000.00	0.0%
7381	53120 Office Supplies	18.11	0.00	100.00	29.24	90.00	100.00	0.0%
7381	53260 Advertising	0.00	0.00	50.00	0.00	35.00	50.00	0.0%
7381	53510 Gasoline; Oil; Grease Etc.	971.19	1,038.25	1,200.00	686.19	1,100.00	1,200.00	0.0%

City of Waukesha - 2020 Annual Operating Budget

0603	Clean Water Plant	2017 Actuals	2018 Actuals	2019 Orig Bud	2019 YTD Actuals	2019 Projected	2020 Executive	PCT Change 2019-2020Orig
7384	Sewer Maintenance	951,805.68	1,106,071.89	1,154,199.00	750,459.53	1,093,518.00	1,169,514.00	1.3%
7384 51110	Salaries	62,893.08	64,465.35	66,169.00	45,628.43	65,048.00	67,658.00	2.3%
7384 51170	Accrued Compensatory time	(3,706.31)	(21.64)	0.00	0.00	0.00	0.00	0.0%
7384 51180	Accrued Vacation	(3,489.25)	6,011.64	0.00	0.00	0.00	0.00	0.0%
7384 51210	Wages Permanent	321,964.37	418,512.11	411,952.00	269,263.53	394,457.00	421,197.00	2.2%
7384 51220	Overtime	5,885.42	17,349.22	20,733.00	17,594.26	14,000.00	20,733.00	0.0%
7384 51510	Social Security	28,836.53	36,851.10	38,162.00	24,458.20	35,268.00	38,983.00	2.2%
7384 51520	Retirement	26,473.79	33,504.63	32,675.00	21,777.90	31,427.00	34,397.00	5.3%
7384 51540	Health Insurance	93,458.22	110,041.46	108,548.00	70,926.80	101,173.00	113,976.00	5.0%
7384 51550	Life Insurance	1,242.50	1,363.48	1,546.00	923.00	1,307.00	1,614.00	4.4%
7384 51560	Dental Insurance	5,541.64	6,340.03	6,265.00	4,083.72	5,824.00	6,265.00	0.0%
7384 52210	Water And Sewer	5,941.72	7,733.04	7,525.00	7,805.07	8,200.00	9,020.00	19.9%
7384 52220	Electric	152,636.72	145,146.83	145,100.00	102,350.65	154,853.00	140,000.00	-3.5%
7384 52240	Heat	459.64	568.92	524.00	402.00	661.00	671.00	28.1%
7384 52410	Vehicle Maintenance	40,187.22	58,952.97	50,000.00	24,637.67	38,000.00	50,000.00	0.0%
7384 52435	Conveyance Maintenance	34,112.54	14,288.86	80,000.00	27,790.36	76,000.00	80,000.00	0.0%
7384 52490	Pump Station Maintenance	102,061.27	103,089.18	100,000.00	56,205.68	89,000.00	100,000.00	0.0%
7384 53510	Gasoline; Oil; Grease Etc.	16,480.04	18,283.91	20,000.00	14,951.06	21,400.00	20,000.00	0.0%
7384 53940	Manhole Insp; Repairs & Misc	60,826.54	63,590.80	65,000.00	61,661.20	56,900.00	65,000.00	0.0%

City of Waukesha - 2020 Annual Operating Budget

0603	Clean Water Plant	2017 Actuals	2018 Actuals	2019 Orig Bud	2019 YTD Actuals	2019 Projected	2020 Executive	PCT Change 2019-2020Orig
7388	Sewer Plant Operations	4,760,860.76	5,026,937.20	5,418,618.00	3,044,079.62	5,385,727.00	5,582,270.00	3.0%
7388 48440	Ins Recoveries Prop Damage	0.00	(2,623.78)	0.00	(2,334.97)	0.00	0.00	0.0%
7388 48490	Miscellaneous Revenues	(25.00)	0.00	0.00	0.00	0.00	0.00	0.0%
7388 51170	Accrued Compensatory time	262.42	3,609.35	0.00	0.00	0.00	0.00	0.0%
7388 51180	Accrued Vacation	5,580.10	2,266.23	0.00	0.00	0.00	0.00	0.0%
7388 51190	Sick Leave Accrual	18,586.52	38,885.20	0.00	0.00	0.00	0.00	0.0%
7388 51210	Wages Permanent	872,595.11	889,022.36	952,195.00	616,984.03	912,269.00	960,644.00	0.9%
7388 51220	Overtime	51,796.39	58,410.13	80,000.00	37,421.20	59,000.00	80,000.00	0.0%
7388 51250	Wages Temporary	11,088.12	10,321.33	19,253.00	8,016.61	11,300.00	20,160.00	4.7%
7388 51510	Social Security	68,419.05	69,742.82	79,242.00	48,716.52	72,780.00	79,902.00	0.8%
7388 51520	Retirement	62,694.80	64,142.83	67,609.00	42,132.14	65,602.00	70,068.00	3.6%
7388 51540	Health Insurance	223,609.27	225,007.59	238,938.00	158,205.56	219,395.00	247,903.00	3.8%
7388 51550	Life Insurance	2,804.78	2,881.72	3,071.00	1,906.68	2,800.00	2,828.00	-7.9%
7388 51560	Dental Insurance	12,593.84	13,031.42	14,028.00	7,665.98	11,805.00	12,516.00	-10.8%
7388 52190	Lab Testing	17,650.95	16,125.03	23,500.00	18,253.66	29,000.00	30,000.00	27.7%
7388 52210	Water And Sewer	23,908.28	22,421.66	30,000.00	13,894.35	28,500.00	31,300.00	4.3%
7388 52220	Electric	794,690.21	761,324.06	778,505.00	568,312.52	758,968.00	770,352.00	-1.0%
7388 52240	Heat	97,262.79	110,594.61	112,500.00	89,553.20	120,753.00	122,584.00	9.0%
7388 52410	Vehicle Maintenance	25,990.90	29,350.87	35,000.00	49,367.67	30,700.00	35,000.00	0.0%
7388 52430	PLC System Maintenance	21,242.56	22,103.56	22,000.00	18,321.48	20,100.00	22,000.00	0.0%
7388 52450	Grounds Maintenance & Impr	54,441.35	55,209.59	115,000.00	46,036.44	112,700.00	60,000.00	-47.8%
7388 52490	Equipment Maintenance	169,382.33	188,818.61	185,000.00	121,440.61	183,000.00	185,000.00	0.0%
7388 52510	Equipment Replacement Funds	(16.00)	0.00	72,000.00	52,657.94	0.00	15,000.00	-79.2%
7388 52990	Environmental Permit Fee	13,609.93	13,168.97	15,000.00	12,607.66	12,607.00	15,000.00	0.0%
7388 53140	Small Equipment	4,821.96	5,307.12	5,000.00	6,623.50	6,623.00	5,000.00	0.0%
7388 53420	Lab Supplies	31,554.86	25,777.90	28,000.00	16,915.83	26,800.00	28,000.00	0.0%
7388 53422	WWTP Processing Chemicals	223,562.87	232,097.39	250,000.00	227,880.68	276,000.00	317,400.00	27.0%
7388 53440	Janitorial Supplies	8,232.24	7,554.70	8,000.00	5,486.26	8,600.00	8,000.00	0.0%

City of Waukesha - 2020 Annual Operating Budget

0603	Clean Water Plant	2017 Actuals	2018 Actuals	2019 Orig Bud	2019 YTD Actuals	2019 Projected	2020 Executive	PCT Change 2019-2020Orig
7388	53460 Clothing And Uniforms	8,375.89	8,208.76	10,000.00	5,525.01	7,860.00	10,000.00	0.0%
7388	53490 Other Operating Supplies	0.00	109.17	0.00	38.79	0.00	0.00	0.0%
7388	53510 Gasoline; Oil; Grease Etc.	10,142.04	10,252.62	14,000.00	6,669.17	9,716.00	14,000.00	0.0%
7388	53620 Consumable Tools	8,760.87	8,078.39	8,000.00	4,403.28	6,800.00	8,000.00	0.0%
7388	53910 Sludge Disposal	83,189.08	118,727.94	160,000.00	74,741.27	110,400.00	160,000.00	0.0%
7388	55110 Property And Boiler Insuranc	61,087.16	63,466.19	71,301.00	115.00	71,301.00	80,000.00	12.2%
7388	56210 Debt Interest Expense	112,828.69	96,631.48	120,276.00	64,957.38	164,516.00	(5,397.00)	-104.5%
7388	56211 Interest Expense-Revenue Bnd	471,693.11	671,739.47	780,000.00	265,820.85	788,896.00	796,893.00	2.2%
7388	56212 Interest Expense-CWF Loan	1,062,598.02	1,037,765.67	995,000.00	375,759.14	1,176,943.00	1,273,417.00	28.0%
7388	56910 Bond Paying Agent Fees	1,255.60	1,792.90	1,200.00	1,491.50	1,500.00	1,700.00	41.7%
7388	56920 Bond Issuance Charges	124,589.67	145,613.34	125,000.00	78,492.68	78,493.00	125,000.00	0.0%

City of Waukesha - 2020 Annual Operating Budget

0603 Clean Water Plant	2017 Actuals	2018 Actuals	2019 Orig Bud	2019 YTD Actuals	2019 Projected	2020 Executive	PCT Change 2019-2020Orig
7399 Sewer Construction	4,405,432.30	4,592,353.95	5,249,000.00	10,957,139.89	4,987,674.00	5,588,540.00	6.5%
7399 46170 Spec Assessment-San Sewer/La	(7,038.46)	(2,902.23)	(3,500.00)	0.00	0.00	0.00	-100.0%
7399 48120 Interest On Special Assessme	(1,825.53)	(69.60)	0.00	0.00	0.00	0.00	0.0%
7399 48330 Sale of City Property	(4,630.00)	(9,718.00)	(2,500.00)	0.00	(2,500.00)	(9,500.00)	280.0%
7399 48405 Capital Contributions Rev	(208,386.82)	(144,263.90)	0.00	0.00	0.00	0.00	0.0%
7399 48410 Private Donations	0.00	0.00	0.00	(9,825.65)	(9,826.00)	0.00	0.0%
7399 49110 Proceeds of Long Term Debt	0.00	0.00	(5,100,000.00)	0.00	0.00	(4,250,000.00)	-16.7%
7399 49140 Loan Proceeds	0.00	0.00	(1,105,000.00)	0.00	0.00	(13,756,000.00)	1144.9%
7399 49220 Transfers From Special Rev F	0.00	0.00	0.00	0.00	0.00	(1,000,000.00)	0.0%
7399 55410 Provision For Depreciation	4,625,801.20	4,748,947.99	5,000,000.00	0.00	5,000,000.00	5,150,000.00	3.0%
7399 68140 Heavy Motorized Equipment	0.00	0.00	255,000.00	0.00	0.00	448,040.00	75.7%
7399 68290 Other Capital Improvements	1,511.91	359.69	6,205,000.00	10,966,965.54	0.00	19,006,000.00	206.3%
Grand Total	(2,083,258.10)	(2,403,448.73)	(2,009,526.00)	7,122,229.81	(2,421,326.00)	(1,977,912.00)	-1.6%

Cemetery

2020 Proposed Budget:
\$725,661

Responsible for complete management and operation of the City Owned Prairie Home Cemetery.

2019 ACCOMPLISHMENTS



Restored 17 broken or sunken headstones and filled and seeded 25 sunken gravesites.



Determined location for new columbarium niche structure and pricing schedule.



Held 3 focus groups at the cemetery. Information available at cemetery office.

TOTAL EXPENDITURES

	2016 Actual	2017 Actual	2018 Actual	2019 Estimated	2020 Proposed
Personnel	\$417,118	\$464,493	\$448,285	\$489,771	\$500,527
Operating	\$272,716	\$182,586	\$231,079	\$214,036	\$225,134
TOTAL	\$689,834	\$647,079	\$679,364	\$703,807	\$725,661

STAFFING (FTE)

	2018	2019	2020 Proposed
Director	1	1	1
Administrative Assistant	1.16	1.16	1.16
Crew Leader	1	1	1
Grounds Keeper	1	1	1
Grounds Maintenance	1	1	1
Cemetery Seasonal Laborer	1.39	1.39	1.39
TOTAL	6.55	6.55	6.55

PERFORMANCE METRICS

	2016	2017	2018	2019 Estimated
# of Burials	187	188	192	205
Unit cost per full size burial	\$1,095	\$1,195	\$1,195	\$1,195
# of Completed work orders	119	146	155	207
# of Chapel uses	35	39	49	35
# choosing Cremation Garden	6	13	15	20

2020 GOALS



Offer customers 3 new lower cost cremation options to choose from
Strategic Plan Goal: Customer Focused



Work with local art community to come up with a beautiful design of an angel to replace the one that's deteriorating near the chapel area entrance.
Strategic Plan Goal: Customer Focused



Add additional 15 new trees throughout the cemetery
Strategic Plan Goal: Well Planned, Sustainable and Environmentally Sensitive

City of Waukesha - 2020 Annual Operating Budget

0604 Cemetery	2017 Actuals	2018 Actuals	2019 Orig Bud	2019 YTD Actuals	2019 Projected	2020 Executive	PCT Change 2019-2020Orig
7800 Cemetery	(38,139.14)	125,510.83	41,960.00	245,850.59	82,229.00	33,019.00	-21.3%
7800 42580 County Grant-CDBG	(7,225.85)	0.00	0.00	0.00	0.00	0.00	0.0%
7800 45940 Cemetery Fees	0.00	(627.74)	(5,000.00)	(990.00)	(1,500.00)	(1,000.00)	-80.0%
7800 45941 Cemetery Fees-Interment	(136,207.00)	(156,475.80)	(141,000.00)	(73,925.00)	(128,000.00)	(130,000.00)	-7.8%
7800 45942 Cemetery Fees-Foundations	(34,008.00)	(28,170.00)	(30,000.00)	(8,855.00)	(24,000.00)	(28,000.00)	-6.7%
7800 45943 Flower & Wreath Sales Taxabl	(9,880.00)	(8,304.79)	(12,000.00)	(645.64)	(8,200.00)	(8,500.00)	-29.2%
7800 45944 Planter and Benche Sales	(4,656.25)	114.51	0.00	(2,300.00)	(2,300.00)	0.00	0.0%
7800 45945 Taxable Merchandise Sales	(1,184.16)	(1,262.55)	(1,350.00)	0.00	0.00	0.00	-100.0%
7800 45946 Inscriptions	(29,745.75)	(37,246.77)	(45,000.00)	(9,267.43)	(27,000.00)	(35,000.00)	-22.2%
7800 45948 Pet Cemetery Revenues	(1,275.00)	(650.00)	(2,000.00)	0.00	(1,000.00)	(1,000.00)	-50.0%
7800 45949 Cemetery Fees-Other Misc	0.00	(45,975.01)	0.00	0.00	0.00	0.00	0.0%
7800 45951 Endowment Sales	0.00	0.00	0.00	(13,295.53)	(17,000.00)	(35,000.00)	0.0%
7800 45970 Decoration Accessories	(5,207.44)	(7,608.51)	(6,000.00)	(2,304.32)	(5,000.00)	(5,000.00)	-16.7%
7800 45999 Sales Discounts Given	1,520.46	4,777.58	4,000.00	3,294.64	5,000.00	5,000.00	25.0%
7800 48110 Interest On Investments	(142.83)	(1,681.64)	(278.00)	(281.26)	(278.00)	(2,215.00)	696.8%
7800 48125 Interest on Account	(1,017.27)	(2,475.14)	(2,400.00)	(1,658.41)	(2,300.00)	(2,300.00)	-4.2%
7800 48330 Sale of City Property	0.00	(500.00)	(9,000.00)	0.00	0.00	0.00	-100.0%
7800 48350 Sale of Cemetery Lots	(41,880.43)	(61,870.00)	(60,000.00)	(48,175.00)	(94,000.00)	(100,000.00)	66.7%
7800 48352 Crypt Sales	(33,365.03)	(38,256.75)	(38,000.00)	(20,465.00)	(38,000.00)	(38,000.00)	0.0%
7800 48354 Niche Sales	(52,377.87)	(69,581.75)	(50,000.00)	(42,820.00)	(60,000.00)	(75,000.00)	50.0%
7800 48357 Cremation Garden Sales	(3,923.85)	(3,137.50)	(5,500.00)	0.00	0.00	0.00	-100.0%
7800 48410 Private Donations and Gifts	(16,750.00)	0.00	0.00	0.00	(5.00)	0.00	0.0%
7800 48412 Donations - Pet Cemetery	(1,924.52)	(1,026.50)	(1,500.00)	(20.00)	(800.00)	(800.00)	-46.7%
7800 48470 Sales Tax Discount	(30.00)	(50.00)	0.00	(10.00)	(40.00)	(40.00)	0.0%
7800 48490 Miscellaneous Revenues	(4,499.83)	(3,487.50)	0.00	(60.00)	(500.00)	(500.00)	0.0%
7800 49110 Proceeds of Long Term Debt	0.00	0.00	(309,718.00)	0.00	0.00	(104,448.00)	-66.3%
7800 49210 Transfers From General Fund	(88,661.00)	(88,661.00)	(88,661.00)	(88,661.00)	(88,661.00)	(88,661.00)	0.0%

City of Waukesha - 2020 Annual Operating Budget

0604 Cemetery	2017 Actuals	2018 Actuals	2019 Orig Bud	2019 YTD Actuals	2019 Projected	2020 Executive	PCT Change 2019-2020Orig
7800 49230 Transfers From Debt Service	(68,000.00)	(68,000.00)	(63,997.00)	(63,997.00)	(63,997.00)	(115,353.00)	80.2%
7800 49280 Transfers From Reserve	0.00	(16,467.00)	0.00	0.00	0.00	0.00	0.0%
7800 49281 Transfers from Perpetual Care	(69,460.00)	(75,000.00)	(71,228.00)	0.00	(75,000.00)	(75,000.00)	5.3%
7800 49282 Transfers from Endowment	(80,714.79)	(60,000.00)	(74,483.00)	0.00	(60,000.00)	(60,000.00)	-19.4%
7800 49283 Transfers from Trust K	(3,961.24)	(3,784.15)	(3,000.00)	(1,685.07)	(3,000.00)	(3,000.00)	0.0%
7800 49284 Pre Need Funds Applied	(15,318.22)	(15,590.60)	(19,000.00)	0.00	0.00	0.00	-100.0%
7800 51110 Salaries	89,419.20	91,654.64	94,077.00	64,873.03	94,077.00	96,194.00	2.3%
7800 51170 Accrued Compensatory time	1,026.83	(2,655.38)	0.00	0.00	0.00	0.00	0.0%
7800 51180 Accrued Vacation	2,783.14	(3,969.24)	0.00	0.00	0.00	0.00	0.0%
7800 51190 Sick Leave Accrual	2,443.59	(22,907.11)	0.00	0.00	0.00	0.00	0.0%
7800 51210 Wages Permanent	220,954.97	233,861.96	234,459.00	142,951.70	234,459.00	239,074.00	2.0%
7800 51220 Overtime	10,158.91	12,713.01	13,024.00	10,859.73	12,300.00	13,046.00	0.2%
7800 51250 Wages Temporary	33,937.89	35,928.15	35,021.00	29,633.64	35,020.00	34,560.00	-1.3%
7800 51510 Social Security	23,049.50	24,379.31	25,057.00	15,545.27	24,900.00	25,505.00	1.8%
7800 51520 Retirement	20,314.83	20,715.46	20,703.00	13,020.12	20,703.00	21,724.00	4.9%
7800 51525 Retirement-GASB 68	19,166.00	6,477.00	20,000.00	0.00	10,000.00	10,000.00	-50.0%
7800 51540 Health Insurance	37,705.51	38,015.57	52,327.00	28,201.48	52,327.00	54,338.00	3.8%
7800 51550 Life Insurance	1,023.35	1,133.58	961.00	587.70	961.00	1,062.00	10.5%
7800 51551 Life Insurance-GASB 75	0.00	10,122.00	0.00	0.00	2,000.00	2,000.00	0.0%
7800 51560 Dental Insurance	2,256.28	2,241.97	3,024.00	1,655.26	3,024.00	3,024.00	0.0%
7800 51580 Unemployment Compensation	253.36	574.23	0.00	0.00	0.00	0.00	0.0%
7800 52130 Accounting And Auditing	5,000.00	5,000.00	5,000.00	5,000.00	5,000.00	5,000.00	0.0%
7800 52190 Other Professional Services	487.16	211.61	700.00	230.61	700.00	700.00	0.0%
7800 52195 Credit Card Collection Fee	5,348.31	4,073.26	3,500.00	2,422.56	3,500.00	3,500.00	0.0%
7800 52210 Water And Sewer	2,136.40	3,003.30	5,000.00	1,321.62	3,500.00	5,500.00	10.0%
7800 52220 Electric	6,374.61	6,835.79	7,000.00	4,679.84	6,800.00	7,105.00	1.5%
7800 52240 Heat	2,398.54	3,282.55	4,500.00	2,097.51	4,300.00	4,600.00	2.2%
7800 52250 Telephone	3,153.08	2,963.11	3,000.00	1,957.18	3,000.00	3,000.00	0.0%

City of Waukesha - 2020 Annual Operating Budget

0604 Cemetery	2017 Actuals	2018 Actuals	2019 Orig Bud	2019 YTD Actuals	2019 Projected	2020 Executive	PCT Change 2019-2020Orig
7800 52410 Vehicle Maintenance	7,353.80	1,380.28	3,000.00	369.85	2,500.00	3,000.00	0.0%
7800 52420 Machinery And Equip Maint	6,715.08	4,898.37	5,500.00	4,432.85	5,500.00	5,500.00	0.0%
7800 52430 Computer Hardware Maint	0.00	0.00	0.00	90.00	90.00	0.00	0.0%
7800 52440 Software Maintenance	3,525.00	3,180.00	3,000.00	3,631.10	3,632.00	1,952.00	-34.9%
7800 52450 Grounds Maintenance & Impr	28,724.91	34,901.30	38,000.00	25,929.11	37,999.00	43,000.00	13.2%
7800 52455 Flower & Wreath Expenses	22,900.90	20,546.73	25,000.00	15,845.50	21,000.00	23,000.00	-8.0%
7800 52470 Building Maintenance	3,435.64	4,986.77	4,300.00	7,531.23	7,800.00	6,000.00	39.5%
7800 52476 Planters & Benches	0.00	2,460.00	6,000.00	3,294.00	5,500.00	6,000.00	0.0%
7800 52477 Inscriptions	13,745.06	29,410.15	25,000.00	15,014.99	23,500.00	25,000.00	0.0%
7800 53110 Postage and Box Rent	588.00	834.70	1,000.00	285.50	1,000.00	1,000.00	0.0%
7800 53120 Office Supplies	899.48	942.24	1,000.00	1,111.35	1,200.00	1,000.00	0.0%
7800 53130 Printing/Photocopying	329.66	418.06	1,800.00	349.56	1,200.00	1,800.00	0.0%
7800 53135 Internal Printing	2,522.32	3,250.00	3,250.00	3,250.00	3,250.00	3,250.00	0.0%
7800 53220 Subscriptions-Office	0.00	144.00	150.00	204.00	209.00	250.00	66.7%
7800 53240 Membership Dues	792.00	99.00	800.00	693.00	700.00	700.00	-12.5%
7800 53250 Conference And Training	100.00	0.00	1,500.00	2,102.80	2,103.00	0.00	-100.0%
7800 53260 Advertising	3,461.97	4,999.89	6,500.00	2,315.73	6,499.00	6,500.00	0.0%
7800 53350 Travel And Meals	0.00	0.00	900.00	354.00	354.00	0.00	-100.0%
7800 53440 Janitorial Supplies	263.80	273.74	250.00	101.27	200.00	250.00	0.0%
7800 53455 Hospitality expenses	928.43	628.65	1,000.00	911.14	950.00	1,000.00	0.0%
7800 53460 Clothing And Uniforms	2,521.03	2,645.40	3,000.00	1,607.74	2,850.00	3,000.00	0.0%
7800 53490 Other Operating Supplies	2,788.75	5,172.79	2,900.00	1,534.98	2,700.00	2,900.00	0.0%
7800 53510 Gasoline; Oil; Grease Etc.	5,235.28	5,586.21	7,500.00	4,600.15	6,300.00	7,150.00	-4.7%
7800 53620 Consumable Tools	0.00	0.00	200.00	0.00	0.00	200.00	0.0%
7800 53750 Vaults	2,755.76	1,946.62	3,000.00	1,627.45	2,200.00	2,500.00	-16.7%
7800 53760 Foundations	1,700.00	2,795.00	2,200.00	1,650.00	2,500.00	2,500.00	13.6%
7800 53770 Decoration Accessories	5,943.74	5,770.94	4,000.00	5,495.60	3,800.00	3,800.00	-5.0%
7800 53795 Pet Cemetery Expense	200.00	275.00	3,000.00	290.00	700.00	800.00	-73.3%

City of Waukesha - 2020 Annual Operating Budget

0604 Cemetery	2017 Actuals	2018 Actuals	2019 Orig Bud	2019 YTD Actuals	2019 Projected	2020 Executive	PCT Change 2019-2020Orig
7800 54700 Mausoleum Cost of Goods Sold	25,867.42	44,215.41	25,000.00	15,885.22	24,500.00	28,250.00	13.0%
7800 55110 Property And Boiler Insuranc	1,986.15	1,955.13	2,165.00	0.00	2,165.00	2,300.00	6.2%
7800 55120 Auto And Fleet Insurance	406.70	446.95	445.00	0.00	445.00	490.00	10.1%
7800 55130 Public Officials Liability	0.00	0.00	300.00	0.00	300.00	300.00	0.0%
7800 55160 Workman's Comp Insurance	9,293.89	10,251.13	10,610.00	9,524.28	10,610.00	8,327.00	-21.5%
7800 55190 General Liability Insurance	2,703.20	2,903.02	2,980.00	0.00	2,980.00	3,010.00	1.0%
7800 55330 Equipment Rental/Rental	0.00	0.00	1,000.00	0.00	0.00	1,000.00	0.0%
7800 55410 Provision For Depreciation	17,625.30	17,350.97	28,000.00	0.00	19,000.00	19,000.00	-32.1%
7800 56210 Interest on Debt	6,829.61	5,512.25	5,929.00	9,502.79	9,099.00	11,134.00	87.8%
7800 56910 Bond Paying Agent Fees	11.11	13.75	125.00	12.48	125.00	125.00	0.0%
7800 56990 Issue Costs	0.00	0.00	500.00	4,284.54	4,285.00	4,500.00	800.0%
7800 68140 Motorized Equipment	0.00	0.00	63,718.00	7,414.00	0.00	0.00	-100.0%
7800 68190 Cemetery & Grounds Equipment	0.00	0.00	20,000.00	0.00	2,500.00	36,978.00	84.9%
7800 68290 Other Capital Improvements	0.00	8,391.50	235,000.00	120,918.46	0.00	67,470.00	-71.3%
7800 89280 Transfer to Sick Leave Trust	0.00	600.00	0.00	3,600.00	7,236.00	7,632.00	0.0%
7800 89290 Transfer to Perpetual Care Fnd	0.00	160,344.52	0.00	7,427.50	14,100.00	15,000.00	0.0%
7800 89291 Transfer to Mausoleum Care Fnd	0.00	0.00	0.00	446.66	447.00	14,125.00	0.0%
7800 89292 Transfer to Endowment Fund	0.00	53,112.92	0.00	13,295.53	17,000.00	35,000.00	0.0%
7800 89390 Loss On Early Retirement of	211.28	211.28	200.00	0.00	211.00	211.00	5.5%
Grand Total	(38,139.14)	125,510.83	41,960.00	245,850.59	82,229.00	33,019.00	-21.3%

Clean Water- Return Flow

City of Waukesha - 2020 Annual Operating Budget




0605	Clean Water - Return Flow	2017 Actuals	2018 Actuals	2019 Orig Bud	2019 YTD Actuals	2019 Projected	2020 Executive	PCT Change 2019-2020Orig
7390	Return Flow	0.00	(472,990.81)	(3,334,004.00)	1,860,740.33	(2,884,359.00)	(3,298,850.00)	-1.1%
7390	45611 Sewer-Residential	0.00	(231,934.52)	(1,655,541.00)	(708,688.13)	(1,416,848.00)	(1,700,217.00)	2.7%
7390	45612 Sewer-Commercial	0.00	(96,920.33)	(653,700.00)	(287,398.73)	(539,150.00)	(646,980.00)	-1.0%
7390	45613 Sewer-Industrial	0.00	(80,579.15)	(430,437.00)	(218,271.06)	(419,141.00)	(502,969.00)	16.9%
7390	45614 Sewer-Public	0.00	(27,629.74)	(133,911.00)	(73,152.46)	(141,426.00)	(169,711.00)	26.7%
7390	45615 Sewer-Apartments	0.00	(90,557.45)	(696,565.00)	(297,688.49)	(536,770.00)	(644,124.00)	-7.5%
7390	45619 Sewer-Delinquent Fees/Adjts	0.00	(1,622.24)	0.00	(6,759.18)	(2,482.00)	(1,000.00)	0.0%
7390	45630 Septic Charges	0.00	(4,746.10)	(22,200.00)	(19,512.42)	(25,484.00)	(30,580.00)	37.7%
7390	45635 Irrigation Fees - Return Flow	0.00	(2,020.96)	0.00	(285.54)	(2,000.00)	(2,000.00)	0.0%
7390	45640 Wales Discharge	0.00	(5,383.46)	(16,650.00)	(13,029.65)	(26,058.00)	(31,269.00)	87.8%
7390	48110 Interest On Investments	0.00	7,966.14	0.00	426.32	(50,000.00)	(100,000.00)	0.0%
7390	49110 Proceeds of Long Term Debt	0.00	0.00	(8,400,000.00)	0.00	0.00	0.00	-100.0%
7390	49140 Loan Proceeds	0.00	0.00	0.00	0.00	0.00	(59,329,000.00)	0.0%
7390	56210 Interest Expense-Debt	0.00	0.00	275,000.00	49,803.44	275,000.00	350,000.00	27.3%
7390	56920 Bond Issuance Charges	0.00	60,437.00	0.00	0.00	0.00	0.00	0.0%
7390	68290 Other Capital Improvements	0.00	0.00	8,400,000.00	3,435,296.23	0.00	59,509,000.00	608.4%
Grand Total		0.00	(472,990.81)	(3,334,004.00)	1,860,740.33	(2,884,359.00)	(3,298,850.00)	-1.1%

Transit System

2020 Proposed Budget:
\$8,623,859

Manages the City's public transit services through coordination of a contract

2019 ACCOMPLISHMENTS

-  Initiated the planning process for the 2021-2024 Transit Development Plan
-  Efficiency of Metrolift service (passengers per revenue hour) has increased 3.3% (through July)
-  All fixed fleet buses were within their useful life for the first time in nearly 10 years

TOTAL EXPENDITURES

	2016 Actual	2017 Actual	2018 Actual	2019 Estimated	2020 Proposed
Personnel	\$3,696,022	\$3,753,676	\$3,853,228	\$3,820,028	\$4,108,467
Operating	\$5,129,935	\$5,079,892	\$4,934,190	\$4,939,131	\$4,515,392
TOTAL	\$8,825,957	\$8,833,568	\$8,787,418	\$8,759,159	\$8,623,859



STAFFING (FTE)

	2018	2019 estimated	2020 Proposed
Manager	1	1	1
Security Guard	-	.4	.6
TOTAL	1	1.4	1.6

PERFORMANCE METRICS

	2016	2017	2018	2019 Estimated
Fixed Route Ridership	643,451	630,003	619,488	594,708
Metrolift Ridership	10,561	9,693	10,772	10,880
Passengers per Revenue Hour Fixed Route	12.32	12.14	11.93	11.33
Passengers per Revenue Hour Metrolift	1.76	2.15	2.33	2.41
Complaints	33	22	33	38
Preventable Accidents	26	14	7	21

2020 GOALS

-  Increase efficiency of fixed route (passengers per revenue hour) service by 2%
Strategic Plan Goal: Well Managed/Financially Sound
-  Decrease customer complaints by 10%
Strategic Plan Goal: Customer Focused
-  Complete the 2021-2024 Transit Development Plan
Strategic Plan Goal: Well Planned, Sustainable, and Environmentally Sensitive

City of Waukesha - 2020 Annual Operating Budget

0607 DPW/Transit Utility Division	2017 Actuals	2018 Actuals	2019 Orig Bud	2019 YTD Actuals	2019 Projected	2020 Executive	PCT Change 2019-2020Orig
0350 City Metro Transit	0.00	0.00	1,120,000.00	0.00	1,019,872.00	1,120,000.00	0.0%
0350 42340 Fed Aid-Transportation	0.00	0.00	(608,000.00)	0.00	(744,717.00)	(736,800.00)	21.2%
0350 42440 State Aid-Tansit TDM	0.00	0.00	(2,647,426.00)	0.00	(2,256,177.00)	(2,286,407.00)	-13.6%
0350 42820 Transit Aid-Other	0.00	0.00	(179,939.00)	0.00	(105,960.00)	(158,079.00)	-12.1%
0350 45440 Mass Transit Fees	0.00	0.00	(802,400.00)	0.00	(730,152.00)	(775,100.00)	-3.4%
0350 49210 Transfers From General Fund	0.00	0.00	(1,220,550.00)	0.00	(1,098,913.00)	(1,406,238.00)	15.2%
0350 51210 Salaries & Wages	0.00	0.00	2,484,587.00	0.00	2,425,403.00	2,501,198.00	0.7%
0350 51590 Fringe Benefit	0.00	0.00	1,680,949.00	0.00	1,394,625.00	1,607,269.00	-4.4%
0350 52290 Utilities	0.00	0.00	94,562.00	0.00	81,645.00	87,802.00	-7.1%
0350 52990 Services	0.00	0.00	352,251.00	0.00	349,361.00	358,381.00	1.7%
0350 53250 Miscellaneous	0.00	0.00	31,500.00	0.00	40,833.00	31,500.00	0.0%
0350 53490 Materials & Supplies	0.00	0.00	540,537.00	0.00	485,649.00	539,543.00	-0.2%
0350 55190 General Liability Insurance	0.00	0.00	158,929.00	0.00	78,403.00	160,931.00	1.3%
0350 55410 Provision For Depreciation	0.00	0.00	1,120,000.00	0.00	1,019,872.00	1,120,000.00	0.0%
0350 68190 Other Capital	0.00	0.00	115,000.00	0.00	80,000.00	76,000.00	-33.9%

City of Waukesha - 2020 Annual Operating Budget

0607 DPW/Transit Utility Division	2017 Actuals	2018 Actuals	2019 Orig Bud	2019 YTD Actuals	2019 Projected	2020 Executive	PCT Change 2019-2020Orig
0355 County Transit	0.00	0.00	0.00	0.00	0.00	0.00	0.0%
0355 42340 Fed Aid-Transportation	0.00	0.00	(500,000.00)	0.00	(818,652.00)	(500,000.00)	0.0%
0355 42440 State Aid-Tansit TDM	0.00	0.00	(1,784,277.00)	0.00	(1,442,694.00)	(1,294,436.00)	-27.5%
0355 42820 Transit Aid/Twn of Brookfield	0.00	0.00	(765,789.00)	0.00	(919,811.00)	(831,557.00)	8.6%
0355 45440 Mass Transit Fees	0.00	0.00	(810,187.00)	0.00	(642,083.00)	(635,242.00)	-21.6%
0355 52990 services	0.00	0.00	3,860,253.00	0.00	3,823,240.00	3,261,235.00	-15.5%
Grand Total	0.00	0.00	1,120,000.00	0.00	1,019,872.00	1,120,000.00	0.0%



INTERNAL SERVICE FUNDS

The purpose of an Internal Service Fund is to function as a means of accumulating costs related to a given activity on an accrual basis so that the costs can subsequently be allocated to the benefiting funds in the form of fees and charges.

Internal Service Funds include the following:

- Printing
- Employee Dental & Life Insurance
- Employee Health Insurance
- Other City Insurances, such as:
 - Property & Liability Insurance
 - Workers Compensation Insurance

Printing

City of Waukesha - 2020 Annual Operating Budget

0720 Printing	2017 Actuals	2018 Actuals	2019 Orig Bud	2019 YTD Actuals	2019 Projected	2020 Executive	PCT Change 2019-2020Orig
1590 Printshop	(27,393.11)	(34,394.31)	18,000.00	(45,537.68)	(19,516.00)	51,765.00	187.6%
1590 47480 Printing Charges	(135,979.27)	(132,606.00)	(132,606.00)	(132,606.00)	(131,740.00)	(131,435.00)	-0.9%
1590 48110 Interest On Investments	(1,249.23)	(4,635.79)	(2,435.00)	(397.58)	(4,000.00)	(4,000.00)	64.3%
1590 48330 Sale of City Property	0.00	0.00	(800.00)	0.00	0.00	(800.00)	0.0%
1590 52490 Copier Maintenance	66,292.55	63,971.03	96,841.00	38,132.08	80,000.00	80,000.00	-17.4%
1590 53130 Printing/Photocopying	0.00	310.00	0.00	0.00	0.00	0.00	0.0%
1590 55410 Provision For Depreciation	38,669.84	38,566.45	39,000.00	0.00	36,224.00	36,000.00	-7.7%
1590 68130 Office Furniture & Equipment	4,873.00	0.00	18,000.00	49,333.82	0.00	72,000.00	300.0%
Grand Total	(27,393.11)	(34,394.31)	18,000.00	(45,537.68)	(19,516.00)	51,765.00	187.6%

Dental & Life Insurance

City of Waukesha - 2020 Annual Operating Budget

0760	Dental/Life/Vision Ins. Fund	2017 Actuals	2018 Actuals	2019 Orig Bud	2019 YTD Actuals	2019 Projected	2020 Executive	PCT Change 2019-2020Orig
1920 Employee Dental Insurance		(8,122.98)	3,995.36	(17,137.00)	(27,337.62)	(14,648.00)	(14,173.00)	-17.3%
1920	47520 Dental Ins-Employer Share	(414,521.04)	(426,651.53)	(440,496.00)	(302,990.37)	(405,402.00)	(405,402.00)	-8.0%
1920	47525 Dental Ins-Employee's Share	(101,196.37)	(112,887.10)	(158,969.00)	(108,879.00)	(156,771.00)	(156,771.00)	-1.4%
1920	48110 Interest On Investments	(763.63)	(469.92)	(1,454.00)	(37.86)	(500.00)	(500.00)	-65.6%
1920	48521 Retiree Share-Dental Ins	(13,382.31)	(9,964.16)	(12,000.00)	(7,139.70)	(15,500.00)	(15,500.00)	29.2%
1920	51560 Dental Insurance	504,209.12	536,177.57	577,830.00	379,384.31	545,000.00	545,000.00	-5.7%
1920	52180 Management Services	17,531.25	17,790.50	17,952.00	12,325.00	18,525.00	19,000.00	5.8%

City of Waukesha - 2020 Annual Operating Budget

0760	Dental/Life/Vision Ins. Fund	2017 Actuals	2018 Actuals	2019 Orig Bud	2019 YTD Actuals	2019 Projected	2020 Executive	PCT Change 2019-2020Orig
1930	Employee Life Insurance	37,993.06	41,104.08	0.00	46,497.34	0.00	0.00	0.0%
1930	47530 Life Ins-Employer Share	(90,285.58)	(93,650.95)	(135,000.00)	(67,587.58)	(136,000.00)	(136,000.00)	0.7%
1930	48531 Retiree Share-Life Ins	(106.00)	0.00	0.00	0.00	0.00	0.00	0.0%
1930	51550 Life Insurance	128,384.64	134,755.03	135,000.00	114,084.92	136,000.00	136,000.00	0.7%

City of Waukesha - 2020 Annual Operating Budget

0760 Dental/Life/Vision Ins. Fund	2017 Actuals	2018 Actuals	2019 Orig Bud	2019 YTD Actuals	2019 Projected	2020 Executive	PCT Change 2019-2020Orig
1940 Employee Vision Ins	(68.32)	(162.26)	0.00	(266.72)	(500.00)	0.00	0.0%
1940 48541 Retiree Share-Vision Ins.	(68.32)	(162.26)	0.00	(266.72)	(500.00)	0.00	0.0%

Health Insurance

City of Waukesha - 2020 Annual Operating Budget

0761	Health Insurance Fund	2017 Actuals	2018 Actuals	2019 Orig Bud	2019 YTD Actuals	2019 Projected	2020 Executive	PCT Change 2019-2020Orig
1910	Employee Health Insurance	(1,155,443.29)	(135,751.46)	(533,717.00)	399,221.21	698,589.00	873,013.00	-263.6%
1910	47510 Health Ins-Employer Share	(7,190,239.82)	(7,395,692.10)	(7,500,000.00)	(5,212,536.51)	(7,481,817.00)	(7,855,908.00)	4.7%
1910	47511 Health Ins-Retiree City Share	(594,629.04)	(577,881.28)	(600,000.00)	(287,375.76)	(574,752.00)	(603,489.00)	0.6%
1910	47515 Employee Contrib/AFLAC	(861,059.68)	(868,174.26)	(900,000.00)	(589,785.82)	(844,989.00)	(887,238.00)	-1.4%
1910	48110 Interest On Investments	(97,526.74)	(179,877.36)	(190,076.00)	(17,514.26)	(200,000.00)	(200,000.00)	5.2%
1910	48460 Insurance Premium Refunds	(152,997.99)	(1,195,992.90)	(300,000.00)	(405,160.07)	(706,346.00)	(700,000.00)	133.3%
1910	48490 Miscellaneous Revenues	0.00	0.00	0.00	(50.00)	(50.00)	0.00	0.0%
1910	48511 Retiree Share-Health Ins	(1,204,927.93)	(1,191,839.11)	(1,210,973.00)	(606,578.95)	(1,209,659.00)	(1,270,142.00)	4.9%
1910	49280 Transfers From Trust/Agency	(291,888.35)	(282,422.76)	(301,444.00)	(148,089.66)	(296,179.00)	(271,875.00)	-9.8%
1910	51540 Health Insurance	6,101,328.95	8,101,804.74	7,100,000.00	3,848,194.91	6,603,347.00	6,933,514.00	-2.3%
1910	51541 Retirees/Housing Active Plan	1,380,570.57	1,521,931.79	1,350,000.00	963,786.49	1,385,064.00	1,454,317.00	7.7%
1910	51542 HRA Employee Deductible Reimb	5,997.62	9,635.84	12,000.00	13,025.09	15,000.00	15,000.00	25.0%
1910	51543 Medication Chgs Employee/COBRA	0.00	0.00	0.00	930,238.23	1,254,190.00	1,316,899.00	0.0%
1910	51544 Medication Chgs Retiree	0.00	0.00	0.00	437,742.76	627,937.00	659,334.00	0.0%
1910	52170 EAP Fees	3,961.04	17,475.82	20,000.00	10,454.01	18,000.00	20,000.00	0.0%
1910	52190 Other Professional Services	1,201,209.79	1,337,763.49	1,400,000.00	1,035,772.24	1,537,578.00	1,691,336.00	20.8%
1910	55240 Retiree Ins - City Admin	4,164.87	1,800.00	1,776.00	0.00	1,800.00	1,800.00	1.4%
1910	55241 Retirees Over 65 Plan	470,856.36	473,271.58	485,000.00	375,188.35	500,251.00	500,251.00	3.1%
1910	55242 Retiree Sick Leave Conv >65	69,737.06	92,445.05	100,000.00	51,910.16	69,214.00	69,214.00	-30.8%

City of Waukesha - 2020 Annual Operating Budget

0761	Health Insurance Fund	2017 Actuals	2018 Actuals	2019 Orig Bud	2019 YTD Actuals	2019 Projected	2020 Executive	PCT Change 2019-2020Orig
1911	Health Clinic	319,812.02	365,005.85	533,717.00	291,643.01	439,705.00	580,746.00	8.8%
1911	48461 Health Clinic Revenue	(3,534.00)	(3,899.00)	(3,600.00)	(3,167.00)	(4,778.00)	(5,000.00)	38.9%
1911	52183 Management Fees	47,676.96	65,390.76	89,700.00	54,154.72	81,232.00	136,900.00	52.6%
1911	53122 Supplies and Equipment	40,882.70	49,325.79	56,700.00	40,863.98	61,143.00	67,800.00	19.6%
1911	53123 Personal Expenses	187,973.81	191,532.94	322,500.00	155,293.13	232,856.00	332,800.00	3.2%
1911	53124 Facility Operational Expenses	7,323.96	20,055.76	10,500.00	4,363.00	10,000.00	11,600.00	10.5%
1911	53125 Additional Operational Expense	19,631.99	37,372.19	46,800.00	36,910.99	50,752.00	19,300.00	-58.8%
1911	53126 Wellness Related Expenses	924.21	3,704.11	0.00	3,224.19	3,500.00	3,500.00	0.0%
1911	53127 Startup/ Implementation Fees	18,932.39	1,523.30	11,117.00	0.00	5,000.00	13,846.00	24.5%
Grand Total		(835,631.27)	229,254.39	0.00	690,864.22	1,138,294.00	1,453,759.00	145375900.0%

Other Insurances

City of Waukesha - 2020 Annual Operating Budget

0770 Property & Liability Insurance	2017 Actuals	2018 Actuals	2019 Orig Bud	2019 YTD Actuals	2019 Projected	2020 Executive	PCT Change 2019-2020Orig
1520 Property and Liability Ins	(69,416.40)	(72,030.00)	0.00	566,341.00	9,819.00	0.00	0.0%
1520 47610 Property & Liability Ins	(554,381.40)	(570,787.00)	(587,810.00)	0.00	(587,810.00)	(611,013.00)	3.9%
1520 48460 Insurance Premium Refunds	(860.00)	(1,940.00)	(5,000.00)	(2,705.00)	(5,000.00)	(5,000.00)	0.0%
1520 55110 Property And Boiler Insuranc	170,157.00	158,606.00	164,253.00	176,179.00	176,179.00	185,000.00	12.6%
1520 55120 Auto And Fleet Insurance	72,998.00	92,397.00	95,352.00	98,335.00	98,335.00	105,000.00	10.1%
1520 55130 Public Officials Liability	1,013.00	1,013.00	1,103.00	1,013.00	1,013.00	1,013.00	-8.2%
1520 55190 General Liability Insurance	236,657.00	243,681.00	327,102.00	293,519.00	327,102.00	320,000.00	-2.2%
1520 57420 Uninsured Property Damage	5,000.00	5,000.00	5,000.00	0.00	0.00	5,000.00	0.0%

City of Waukesha - 2020 Annual Operating Budget

0770 Property & Liability Insurance	2017 Actuals	2018 Actuals	2019 Orig Bud	2019 YTD Actuals	2019 Projected	2020 Executive	PCT Change 2019-2020Orig
1521 Workers Compensation	(63,957.00)	(14,942.00)	0.00	(12,155.75)	0.00	0.00	0.0%
1521 47590 Workmans Compensation	(1,207,638.00)	(995,333.00)	(1,029,780.00)	(906,059.80)	(1,029,780.00)	(823,245.00)	-20.1%
1521 48460 Insurance Premium Refunds	(53,130.00)	(87,015.00)	(111,387.00)	(103,724.00)	(111,387.00)	(88,421.00)	-20.6%
1521 55160 Workman's Comp Insurance	1,177,761.00	1,048,356.00	1,122,117.00	982,587.55	1,122,117.00	892,616.00	-20.5%
1521 57440 Permanent Disability Payment	19,050.00	19,050.00	19,050.00	15,040.50	19,050.00	19,050.00	0.0%

City of Waukesha - 2020 Annual Operating Budget

0770 Property & Liability Insurance	2017 Actuals	2018 Actuals	2019 Orig Bud	2019 YTD Actuals	2019 Projected	2020 Executive	PCT Change 2019-2020Orig
1522 Safety Shoes and Glasses	(760.00)	(2,437.15)	(500.00)	2,734.18	(500.00)	(500.00)	0.0%
1522 47690 Other Employee Benefits	(2,516.40)	0.00	(6,000.00)	0.00	(6,000.00)	(6,000.00)	0.0%
1522 48110 Interest On Investments	(1,116.97)	(6,264.02)	(500.00)	(359.47)	(500.00)	(500.00)	0.0%
1522 53460 Safety Shoes & Glasses	2,873.37	3,826.87	6,000.00	3,093.65	6,000.00	6,000.00	0.0%

City of Waukesha - 2020 Annual Operating Budget

0770 Property & Liability Insurance	2017 Actuals	2018 Actuals	2019 Orig Bud	2019 YTD Actuals	2019 Projected	2020 Executive	PCT Change 2019-2020Orig
1523 Drivers Awareness	760.00	400.00	500.00	55.00	500.00	500.00	0.0%
1523 53270 Licenses	760.00	400.00	500.00	55.00	500.00	500.00	0.0%



TRUST FUNDS

A Trust Fund is categorized as a Fiduciary Fund, which, by definition, cannot be used to support the government's own programs, but is shown on the basic Fund Financial Statements to ensure fiscal accountability.

The City of Waukesha has the following Trust and Endowment funds:

- Emergency Medical Assistance Trust
- Federal Confiscated Property Trust
- State Confiscated Property Trust
- Sick Leave Conversion
- H.B. Mills Trust
- Cemetery Trusts
- Library Endowments

Emergency Medical Assistance Trust

City of Waukesha - 2020 Annual Operating Budget

0814	Emergency Medical Assist Fund	2017 Actuals	2018 Actuals	2019 Orig Bud	2019 YTD Actuals	2019 Projected	2020 Executive	PCT Change 2019-2020Orig
2284	Emergency Medical Assist T	(4,409.59)	(1,201.28)	0.00	(6,764.38)	(500.00)	0.00	0.0%
2284	48110 Interest On Investments	(445.59)	(566.28)	(868.00)	(28.28)	(500.00)	(500.00)	-42.4%
2284	48410 Private Donations-Lighted Do	(4,000.00)	(635.00)	(200.00)	(6,736.10)	(7,000.00)	(500.00)	150.0%
2284	49990 Appropriated Fund Balance Ap	0.00	0.00	(3,505.00)	0.00	0.00	(6,500.00)	85.4%
2284	68190 Other Capital	36.00	0.00	4,573.00	0.00	7,000.00	7,500.00	64.0%

City of Waukesha - 2020 Annual Operating Budget

0814	Emergency Medical Assist Fund	2017 Actuals	2018 Actuals	2019 Orig Bud	2019 YTD Actuals	2019 Projected	2020 Executive	PCT Change 2019-2020Orig
2285	Fire Donations	17,500.00	19,500.00	0.00	813.04	0.00	0.00	0.0%
	2285 68190 Other Capital	17,500.00	19,500.00	0.00	813.04	0.00	0.00	0.0%
Grand Total		13,090.41	18,298.72	0.00	(5,951.34)	(500.00)	0.00	0.0%

Federal Confiscated Property Trust

City of Waukesha - 2020 Annual Operating Budget

0817	Federal Confiscated Property	2017 Actuals	2018 Actuals	2019 Orig Bud	2019 YTD Actuals	2019 Projected	2020 Executive	PCT Change 2019-2020Orig
2148	Federal Confiscated Proper	13,510.09	(3,927.10)	0.00	7,670.23	700.00	0.00	0.0%
2148	44190 Other Fines And Forfeitures	7,646.98	(18,205.77)	(19,492.00)	(1,223.11)	(15,000.00)	(19,492.00)	0.0%
2148	48110 Interest On Investments	(260.65)	(267.33)	(508.00)	(43.67)	(300.00)	(508.00)	0.0%
2148	53490 Other Operating Supplies	6,061.20	11,046.00	20,000.00	8,937.01	16,000.00	20,000.00	0.0%
2148	68160 Computer Hardware & Software	62.56	0.00	0.00	0.00	0.00	0.00	0.0%
2148	89240 Transfer To Capital Projects	0.00	3,500.00	0.00	0.00	0.00	0.00	0.0%

City of Waukesha - 2020 Annual Operating Budget

0817	Federal Confiscated Property	2017 Actuals	2018 Actuals	2019 Orig Bud	2019 YTD Actuals	2019 Projected	2020 Executive	PCT Change 2019-2020Orig
2149	Police Inv Metro Drug	12,305.28	(9,034.91)	0.00	(857.56)	2,670.00	0.00	0.0%
2149	44190 Other Fines And Forfeitures	0.00	(9,034.91)	0.00	(7,174.55)	(4,330.00)	0.00	0.0%
2149	53490 Other Operating Supplies	12,305.28	0.00	0.00	6,316.99	7,000.00	0.00	0.0%
Grand Total		25,815.37	(12,962.01)	0.00	6,812.67	3,370.00	0.00	0.0%

State Confiscated Property Trust

City of Waukesha - 2020 Annual Operating Budget

0818	State Confiscated Property	2017 Actuals	2018 Actuals	2019 Orig Bud	2019 YTD Actuals	2019 Projected	2020 Executive	PCT Change 2019-2020Orig
2146	State Confiscated Property	(6,029.59)	(6,956.59)	0.00	(7,366.71)	(13,000.00)	0.00	0.0%
2146	44190 Other Fines And Forfeitures	(64,961.49)	(13,751.00)	(19,072.00)	(13,868.30)	(18,855.00)	(19,072.00)	0.0%
2146	48110 Interest On Investments	(475.90)	(886.29)	(928.00)	(95.45)	(1,145.00)	(928.00)	0.0%
2146	53940 Confiscated Vehicle Fees	59,407.80	7,680.70	20,000.00	6,597.04	7,000.00	20,000.00	0.0%
Grand Total		(6,029.59)	(6,956.59)	0.00	(7,366.71)	(13,000.00)	0.00	0.0%

Sick Leave Conversion

City of Waukesha - 2020 Annual Operating Budget

0819 Sick Leave Conversion	2017 Actuals	2018 Actuals	2019 Orig Bud	2019 YTD Actuals	2019 Projected	2020 Executive	PCT Change 2019-2020Orig
1439 Sick Leave Conversion	0.00	0.00	0.00	0.00	0.00	0.00	0.0%
1439 49210 Transfers From General Fund	(237,269.33)	(229,967.62)	(276,226.00)	(124,994.64)	(232,285.00)	(238,819.00)	-13.5%
1439 49260 Transfers From Enterprise Fu	(54,619.02)	(52,455.14)	(25,218.00)	(23,095.02)	(47,176.00)	(33,056.00)	31.1%
1439 89270 Transfer To Internal Service	291,888.35	282,422.76	301,444.00	148,089.66	279,461.00	271,875.00	-9.8%
Grand Total	0.00	0.00	0.00	0.00	0.00	0.00	0.0%

H.B. Mills Trust

City of Waukesha - 2020 Annual Operating Budget

0844 H.B. Mills Trust	2017 Actuals	2018 Actuals	2019 Orig Bud	2019 YTD Actuals	2019 Projected	2020 Executive	PCT Change 2019-2020Orig
5318 H.B. Mills Trust	0.00	0.00	0.00	(407.41)	0.00	0.00	0.0%
5318 48110 Interest On Investments	(242.47)	(539.44)	(540.00)	(407.41)	(698.00)	(700.00)	29.6%
5318 89210 Transfer To General Fund	242.47	539.44	540.00	0.00	698.00	700.00	29.6%
Grand Total	0.00	0.00	0.00	(407.41)	0.00	0.00	0.0%

Cemetery Trusts

City of Waukesha - 2020 Annual Operating Budget

0841 Perpetual Care - PHC	2017 Actuals	2018 Actuals	2019 Orig Bud	2019 YTD Actuals	2019 Projected	2020 Executive	PCT Change 2019-2020Orig
7801 Trust Fund A	(126,897.30)	(18,455.92)	(6,270.00)	(183,808.99)	(15,547.00)	(34,125.00)	444.3%
7801 48110 Interest On Investments	(21,361.22)	(25,488.87)	(18,758.00)	(11,535.30)	(18,000.00)	(20,000.00)	6.6%
7801 48111 Unrealized Gain/(Loss) on B	(122,398.33)	131,934.69	(43,531.00)	(162,224.51)	(30,000.00)	(30,000.00)	-31.1%
7801 48112 Investment Fees	11,307.34	11,815.33	11,012.00	6,951.64	12,000.00	10,000.00	-9.2%
7801 48113 Realized Gain/(Loss) on Inv	(63,905.09)	(51,372.55)	(26,221.00)	(9,126.66)	(40,000.00)	(40,000.00)	52.5%
7801 49260 Transfers From Enterprise Fu	0.00	(160,344.52)	0.00	(7,874.16)	(14,547.00)	(29,125.00)	0.0%
7801 89260 Transfer To Enterprise Funds	69,460.00	75,000.00	71,228.00	0.00	75,000.00	75,000.00	5.3%
Grand Total	(126,897.30)	(18,455.92)	(6,270.00)	(183,808.99)	(15,547.00)	(34,125.00)	444.3%

City of Waukesha - 2020 Annual Operating Budget

0842 Cemetery Special Endowment B	2017 Actuals	2018 Actuals	2019 Orig Bud	2019 YTD Actuals	2019 Projected	2020 Executive	PCT Change 2019-2020Orig
7802 Trust Fund B	(65,221.69)	53,359.17	23,820.00	(138,543.78)	(38,000.00)	(57,000.00)	-339.3%
7802 48110 Interest On Investments	(15,950.64)	(18,945.59)	(13,986.00)	(7,870.44)	(20,000.00)	(20,000.00)	43.0%
7802 48111 Unrealized Gain/(Loss) on B	(95,154.35)	102,588.84	(35,680.00)	(115,793.83)	(30,000.00)	(30,000.00)	-15.9%
7802 48112 Investment Fees	8,370.01	8,643.00	8,155.00	4,932.84	9,000.00	8,000.00	-1.9%
7802 48113 Realized Gain/(Loss) on Inv	(43,201.50)	(45,814.16)	(9,152.00)	(6,516.82)	(40,000.00)	(40,000.00)	337.1%
7802 49260 Transfers From Enterprise Fu	0.00	(53,112.92)	0.00	(13,295.53)	(17,000.00)	(35,000.00)	0.0%
7802 89260 Transfer To Enterprise Funds	80,714.79	60,000.00	74,483.00	0.00	60,000.00	60,000.00	-19.4%
Grand Total	(65,221.69)	53,359.17	23,820.00	(138,543.78)	(38,000.00)	(57,000.00)	-339.3%

City of Waukesha - 2020 Annual Operating Budget

0845 Kind Trust Fund PHC	2017 Actuals	2018 Actuals	2019 Orig Bud	2019 YTD Actuals	2019 Projected	2020 Executive	PCT Change 2019-2020Orig
7805 Cemetery Trust K	(48,082.48)	21,933.81	(20,087.00)	(48,278.64)	(15,000.00)	(15,000.00)	-25.3%
7805 48110 Interest On Investments	(7,137.86)	(8,738.86)	(4,697.00)	(3,714.00)	(7,500.00)	(9,000.00)	91.6%
7805 48111 Unrealized Gain/(Loss) on B	(32,371.48)	36,705.12	(22,064.00)	(39,916.85)	0.00	0.00	-100.0%
7805 48112 Investment Fees	4,257.04	4,812.06	3,084.00	2,821.92	4,500.00	6,000.00	94.6%
7805 48113 Realized Gain/(Loss) on Inv	(16,791.42)	(14,628.66)	590.00	(9,154.78)	(15,000.00)	(15,000.00)	-2642.4%
7805 89260 Transfer To Enterprise Funds	3,961.24	3,784.15	3,000.00	1,685.07	3,000.00	3,000.00	0.0%
Grand Total	(48,082.48)	21,933.81	(20,087.00)	(48,278.64)	(15,000.00)	(15,000.00)	-25.3%

City of Waukesha - 2020 Annual Operating Budget

0850 Reserve Trust	2017 Actuals	2018 Actuals	2019 Orig Bud	2019 YTD Actuals	2019 Projected	2020 Executive	PCT Change 2019-2020Orig
7850 Reserve C Fund P & L	(5,873.35)	17,501.43	(1,795.00)	(3,454.58)	(2,270.00)	(2,150.00)	19.8%
7850 48110 Interest On Investments	(1,283.47)	(597.72)	(620.00)	(239.18)	(620.00)	(400.00)	-35.5%
7850 48111 Unrealized Gain/(Loss) on B	(3,223.16)	4,224.58	(794.00)	(3,156.14)	0.00	0.00	-100.0%
7850 48112 Investment Fees	342.42	301.93	368.00	137.29	350.00	250.00	-32.1%
7850 48113 Realized Gain/(Loss) on Inv	(1,709.14)	(2,894.36)	(749.00)	(196.55)	(2,000.00)	(2,000.00)	167.0%
7850 89260 Transfer To Enterprise Funds	0.00	16,467.00	0.00	0.00	0.00	0.00	0.0%
Grand Total	(5,873.35)	17,501.43	(1,795.00)	(3,454.58)	(2,270.00)	(2,150.00)	19.8%

Library Endowments

City of Waukesha - 2020 Annual Operating Budget

0843 Library Endowment	2017 Actuals	2018 Actuals	2019 Orig Bud	2019 YTD Actuals	2019 Projected	2020 Executive	PCT Change 2019-2020Orig
5191 Libr Restr Funds Trust	(3,737.25)	(158,136.73)	0.00	161,914.21	161,114.00	0.00	0.0%
5191 45710 Library Fees	(931.00)	0.00	0.00	0.00	0.00	0.00	0.0%
5191 48110 Interest On Investments	(451.25)	(1,254.80)	(300.00)	(399.79)	(1,200.00)	(1,000.00)	233.3%
5191 48410 Private Donations-Lighted Do	(5,364.00)	(162,324.00)	(2,500.00)	(10.00)	(10.00)	(5,800.00)	132.0%
5191 53710 Library Books/Materials	3,009.00	5,442.07	2,800.00	12,324.00	12,324.00	5,800.00	107.1%
5191 57920 Operating Grants	0.00	0.00	0.00	150,000.00	150,000.00	1,000.00	0.0%

City of Waukesha - 2020 Annual Operating Budget

0843 Library Endowment	2017 Actuals	2018 Actuals	2019 Orig Bud	2019 YTD Actuals	2019 Projected	2020 Executive	PCT Change 2019-2020Orig
5192 Libr Restricted Gifts	(4,145.00)	(732.21)	0.00	3,566.47	8,541.00	0.00	0.0%
5192 48410 Private Donations	(11,725.37)	(18,633.69)	(3,000.00)	(10,030.44)	(16,530.00)	(15,000.00)	400.0%
5192 48411 Public Art	(5,000.00)	(502.84)	0.00	0.00	0.00	0.00	0.0%
5192 52190 Other Professional Services	4,667.80	11,040.41	2,500.00	8,629.93	2,500.00	5,000.00	100.0%
5192 53710 Library Books/Materials	3,163.46	3,647.36	500.00	3,468.47	4,000.00	2,500.00	400.0%
5192 53940 Public Artwork	4,749.11	3,716.55	0.00	1,498.51	10,030.00	5,000.00	0.0%
5192 68130 Office Furniture & Equipment	0.00	0.00	0.00	0.00	8,541.00	2,500.00	0.0%

City of Waukesha - 2020 Annual Operating Budget

0843 Library Endowment	2017 Actuals	2018 Actuals	2019 Orig Bud	2019 YTD Actuals	2019 Projected	2020 Executive	PCT Change 2019-2020Orig
5193 Libr Restricted Memorial	174.00	(1.69)	0.00	(167.22)	1,800.00	0.00	0.0%
5193 48410 Private Donations-Lighted Do	(630.00)	(299.00)	(500.00)	(845.00)	900.00	(500.00)	0.0%
5193 53710 Library Books/Materials	804.00	297.31	500.00	677.78	900.00	500.00	0.0%

City of Waukesha - 2020 Annual Operating Budget

0843 Library Endowment	2017 Actuals	2018 Actuals	2019 Orig Bud	2019 YTD Actuals	2019 Projected	2020 Executive	PCT Change 2019-2020Orig
5197 Libr Restricted Rental	262.01	43.05	0.00	491.75	400.00	0.00	0.0%
5197 45710 Library Fees	(2,793.69)	(2,771.60)	(3,000.00)	(1,566.70)	(2,600.00)	(3,000.00)	0.0%
5197 53710 Library Books/Materials	3,055.70	2,814.65	3,000.00	2,058.45	3,000.00	3,000.00	0.0%
Grand Total	(7,446.24)	(158,827.58)	0.00	165,805.21	171,855.00	0.00	0.0%