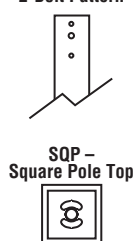
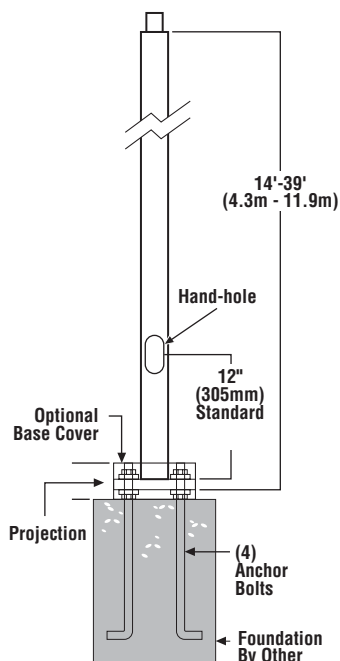


STEEL SQUARE POLES

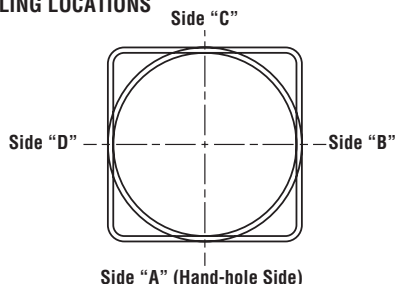
DIMENSIONS

SON –
N= 2-3/8" (60mm) O.D. x 4-3/4" (121mm) Tenon

SQB3, SQB5 –
Bolt-On Mount
2-Bolt Pattern



DRILLING LOCATIONS



Sides	A	B	C	D
Hand-hole	X			
Single	X			
D180°		X		X
D90°	X			X
T90°	X	X		X
TN120°*	X			
Q90°	X	X	X	X
Single FBO	X			
Double FBO		X		X

* Other two locations will be 120° to the left and right of Side A.

Note: Standard SF and DF pole preparations are located 3/4 of the height of the pole from the base, unless otherwise specified.

SHIPPING WEIGHTS - Steel Square Poles

4" (102mm) sq. 11 Ga. is approximately	7.50 lbs./ft.
4" (102mm) sq. 07 Ga. is approximately	10.00 lbs./ft.
5" (127mm) sq. 11 Ga. is approximately	9.00 lbs./ft.
5" (127mm) sq. 07 Ga. is approximately	12.50 lbs./ft.
6" (152mm) sq. 07 Ga. is approximately	15.40 lbs./ft.
Anchor Bolts (3/4" x 30") (19mm x 762mm)	15 lbs. (7kg)/set
Anchor Bolts (1" x 36") (25mm x 914mm)	30 lbs. (14kg)/set



ARRA
Funding Compliant



Project Name _____ Fixture Type _____

Catalog # _____

POLE SHAFT - Pole shaft is electro-welded ASTM-A500 Grade C steel tubing with a minimum yield strength of 50,000 psi. On Tenon Mount steel poles, tenon is 2-3/8" O.D. high-strength pipe. Tenon is 4-3/4" in length. Straight poles are 4", 5", and 6" square.

HAND-HOLE - Standard hand-hole location is 12" above pole base. Poles 22' and above have a 3" x 6" reinforced hand-hole. Shorter poles have a 2" x 4" non-reinforced hand-hole.

BASE - Pole base is ASTM-A36 hot-rolled steel plate with a minimum yield strength of 36,000 psi. Two-piece square base cover is optional.

ANCHOR BOLTS - Poles are furnished with anchor bolts featuring zinc-plated double nuts and washers. Galvanized anchor bolts are optional. Anchor bolts conform to ASTM F 1554-07a Grade 55 with a minimum yield strength of 55,000 psi.

GROUND LUG - Ground lug is standard.

DUPLEX RECEPTACLE - Weatherproof duplex receptacle is optional.

GROUND FAULT CIRCUIT INTERRUPTER - Ground fault circuit interrupter is optional.

FINISHES - Each pole is finished with DuraGrip®, LSI's baked-on polyester-powder finishing process which electrostatically applies and fuses a polyester powder to the pole. Provides an extremely smooth and uniform finish to withstand extreme weather changes without cracking or peeling, and features a five-year limited warranty. Optional DuraGrip® Plus features the added protection of a 3.0 to 5.0 mil thickness of polyester-powder finish plus an inner coating, as well as a seven-year limited warranty.

DETERMINING THE LUMINAIRE/POLE COMBINATION FOR YOUR APPLICATION:

- Select luminaire from luminaire ordering information
- Select bracket configuration if required
- Determine EPA value from luminaire/bracket EPA chart
- Select pole height
- Select MPH to match wind speed in the application area (See windspeed map).
- Confirm pole EPA equal to or exceeding value from note above
- Consult factory for special wind load requirements and banner brackets

POLE SELECTION CHART: 4" (102mm), 5" (127mm) and 6" (152mm) steel square poles

Height	EPA ¹				Outside Dimensions	Material	Bolt Circle
	70 MPH	80 MPH	90 MPH	100 MPH			
14' (4.3m)	23.3	16.7	12.2	9.0	4" (102mm)	S11G	B
16' (4.9m)	18.6	13.1	9.3	6.5	4" (102mm)	S11G	B
16' (4.9m)	34.6	25.0	18.5	13.8	5" (127mm)	S11G	C
18' (5.5m)	14.4	9.7	6.5	4.2	4" (102mm)	S11G	B
18' (5.5m)	27.9	19.7	14.1	10.1	5" (127mm)	S11G	C
20' (6.1m)	11.0	7.0	4.2	2.2	4" (102mm)	S11G	B
20' (6.1m)	18.7	12.8	8.8	5.9	4" (102mm)	S07G	B
20' (6.1m)	22.5	15.4	10.5	7.0	5" (127mm)	S11G	C
20' (6.1m)	35.5	25.4	18.4	13.4	5" (127mm)	S07G	D
22' (6.7m)	10.4	6.3	3.4	1.4	4" (102mm)	S11G	B
22' (6.7m)	18.7	12.6	8.4	5.4	4" (102mm)	S07G	B
22' (6.7m)	20.8	13.8	8.9	5.5	5" (127mm)	S11G	C
22' (6.7m)	34.0	23.9	17.0	12.0	5" (127mm)	S07G	D
24' (7.3m)	7.7	4.0	1.5	—	4" (102mm)	S11G	B
24' (7.3m)	15.1	9.7	6.0	3.3	4" (102mm)	S07G	B
24' (7.3m)	16.7	10.5	6.2	3.1	5" (127mm)	S11G	C
24' (7.3m)	28.6	19.6	13.4	8.9	5" (127mm)	S07G	D
24' (7.3m)	46.2	32.6	23.2	16.6	6" (152mm)	S07G	J
26' (7.9m)	5.3	2.1	—	—	4" (102mm)	S11G	B
26' (7.9m)	12.0	7.2	3.9	1.5	4" (102mm)	S07G	B
26' (7.9m)	13.2	7.6	3.8	1.0	5" (127mm)	S11G	C
26' (7.9m)	24.0	15.8	10.3	6.3	5" (127mm)	S07G	D
26' (7.9m)	39.6	27.3	18.9	12.9	6" (152mm)	S07G	J
28' (8.5m)	19.9	12.5	7.5	3.9	5" (127mm)	S07G	D
28' (8.5m)	33.9	22.7	15.1	9.6	6" (152mm)	S07G	J
30' (9.1m)	16.3	9.6	5.0	1.7	5" (127mm)	S07G	D
30' (9.1m)	28.8	18.6	11.6	6.6	6" (152mm)	S07G	J
35' (10.7m)	18.3	10.0	4.3	—	6" (152mm)	S07G	J
39' (11.9m)	11.5	4.3	—	—	6" (152mm)	S07G	J

¹ EPA based on ANSI/ASCE 7-93. Refer to EPA information on next page. For applications in Canada and areas using code requirements other than ANSI/ASCE 7-93, consult factory. If luminaire weight exceeds 250 lbs. (113.4 kg), consult factory.

02/05/14

© 2014
LSI INDUSTRIES INC.

STEEL SQUARE POLES

POLE ORDERING INFORMATION

TYPICAL ORDER EXAMPLE: **5SQB5 S07G 24 S PLP SF DGP**

Pole Series	Material	Height ²	Mounting Configuration	Pole Finish	Options
Bolt-on Arm Mount - See pole selection guide for patterns and fixture matches. 4SQB3 - 3" Reduced drilling pattern 5SQB3 - 3" Reduced drilling pattern 4SQB5 - 5" Traditional drilling pattern 5SQB5 - 5" Traditional drilling pattern 6SQB5 - 5" Traditional drilling pattern	S11G – 11 Ga. Steel S07G – 07 Ga. Steel	14' 16' 18' 20' 22' 24' 26' 28' 30' 35' 39'	S – Single/Parallel D180° – Double D90° – Double DN90° – Double T90° – Triple TN120° – Triple Q90° – Quad QN90° – Quad	BRZ – Bronze BLK – Black PLP – Platinum Plus WHT – White SVG – Satin Verde Green GPT – Graphite MSV – Metallic Silver	GA – Galvanized Anchor Bolts SF – Single Flood ³ DF – Double Flood ³ DGP – DuraGrip® Plus LAB – Less Anchor Bolts OSXX – Pole preparation for PMOS Occupancy Sensor ⁴
Pole Top Mount - Use with: • Greenbriar Pole Top • Hilton Pole Top 4SQP 5SQP 6SQP	<div>Consult Pole Selection Chart on opposite page</div>		PT – Pole Top Mount	<div>Standard SF and DF pole preparations are located 3/4 of the height of the pole from the base, unless otherwise specified.</div>	
Tenon Mount - See pole selection guide for tenon and fixture/bracket matches. 4SQN 5SQN 6SQN			N – Tenon Mount (Standard tenon size is 2-3/8" O.D.)		
No Mounting Holes or Pole Caps - Use with: • BKA 4ISF & BKA 5ISF • BKA X4ISF & BKA X5ISF Internal Slip-fitter¹ 4SQI 5SQI			*		

ACCESSORY ORDERING INFORMATION





(Accessories are field installed)

Description	Order Number	Order Number
4BC – 4" Square Base Cover	122559CLR	Vibration Damper - 4" Square Pole (bolt-on mount only) 172539
5BC – 5" Square Base Cover	122561CLR	Vibration Damper - 5" Square Pole (bolt-on mount only) 172538
6BC – 6" Square Base Cover	122563CLR	Vibration Damper - 6" Square Pole (bolt-on mount only) 178361
ER2 – Weatherproof Duplex Receptacle	122566CLR	PMOS120 - 120V Occupancy Sensor 518030CLR ⁵
GFI – Ground Fault Circuit Interrupter	122567CLR	PMOS208/240 - 208, 240V Occupancy Sensor C/F ⁵
MHP – Mounting Hole Plugs (3 plugs)-for use with 5" traditional drill pattern	132336	PMOS277 - 277V Occupancy Sensor 518029CLR ⁵
MHD – Mounting Hole Weatherproof Decal-for use with 3" reduced drill pattern	340120	

FOOTNOTES:

- See Area Lighting Brackets - Bolt-on and XAS3/XAM3 Area Lighting Brackets pages for Internal Slip-fitter brackets.
- Pole heights will have +/- 1/2" tolerance.
- See Flood Lighting Brackets section for choice of FBO brackets.
- Order PMOS separately. Change "XX" to indicate height and side of pole location for pole preparation. EX: OS8A indicates preparation is to be 8ft. up from pole base on side A. Optimal distance from ground to sensor is 10ft.
- OSXX option required. Not for use with Metal Halide fixtures

BOLT CIRCLE

	4" (102mm) square 10-1/8" (257mm) sq.	5" (127mm) square 10-1/8" (257mm) sq.	5" (127mm) square 10-1/8" (257mm) sq.	6" (152mm) square 12" (305mm) sq.
				
	11" (279mm) Dia. Bolt Circle	11" (279mm) Dia. Bolt Circle	11" (279mm) Dia. Bolt Circle	12" (305mm) Dia. Bolt Circle
	B	C	D	J
Bolt Circle	8"-11" (203mm-279mm)	9"-11" (229mm-279mm)	9"-11" (229mm-279mm)	12" (305mm)
Anchor Bolt Size	3/4" x 30" (19mm x 762mm)	3/4" x 30" (19mm x 762mm)	1" x 36" (25mm x 914mm)	1" x 36" (25mm x 914mm)
Anchor Bolt Projection	3-1/4" (83mm)	3-1/4" (83mm)	4" (102mm)	4" (102mm)
Base Plate Opening for Wireway Entry	3-5/8" (92mm)	4-3/4" (121mm)	4-5/8" (117mm)	5-5/8" (143mm)
Base Plate Dimensions	10-1/8" sq. x 3/4" thk. (257mm x 19mm)	10-1/8" sq. x 3/4" thk. (257mm x 19mm)	10-1/8" sq. x 1" thk. (257mm x 25mm)	12" sq. x 1-1/8" thk. (305mm x 29mm)

Note: Base plate illustrations may change without notice. Do not use for setting anchor bolts. Consult factory for the base plate templates.

EPA INFORMATION

All LSI Industries' poles are guaranteed to meet the EPA requirements listed. LSI Industries is not responsible if a pole order has a lower EPA rating than the indicated wind-loading zone where the pole will be located.
CAUTION: This guarantee does not apply if the pole/bracket/fixture combination is used to support any other items such as flags, pennants, or signs, which would add stress to the pole. LSI Industries cannot accept responsibility for harm or damage caused in these situations.

NOTE: Pole calculations include a 1.3 gust factor over steady wind velocity. Example: poles designed to withstand 80 MPH steady wind will withstand gusts to 104 MPH. EPAs are for locations 100 miles away from hurricane ocean lines. Consult LSI for other areas. Note: Hurricane ocean lines are the Atlantic and Gulf of Mexico coastal areas. For applications in Florida or Canada, consult factory.