

LANDMARKS COMMISSION APPLICATION

Monthly meeting is scheduled the first Wednesday of every month.

Application Deadline is 4:30 p.m. on the Monday of the week before the Landmarks Commission meeting (typically the last Monday of every month).

Date Received: 6-21-21

Paid: \$15 Rec'd. By ma
Trakit #: _____

I am applying for a:

- ☒ Certificate of Appropriateness (COA) - **\$15 application fee required.**
☐ Paint and Repair Grant (no fee)

A. General Information:

Applicant Name: Mark Fiozina
Phone-Home: 262-501-0075
Phone-Work: 262-501-0075
E-mail: GRUPPEINDUSTRIA@GMAIL.COM
Mailing Address: 208 Windsor Dr. Waukesha WI 53186

B. Income Level Information: (Required only for those applying for a LCP & R Grant.)

Based on the following chart, CHECK ONE OF THE BOXES BELOW to INDICATE WHETHER YOUR FAMILY INCOME IS ABOVE OR BELOW THE GUIDELINE amount for your household:

No. in Family	Income Level (Up to:)	No. in Family	Income Level (Up to:)
1.....	\$37,650	5.....	\$58,050
2.....	\$43,000	6.....	\$62,350
3.....	\$48,400	7.....	\$66,650
4.....	\$53,750	8.....	\$70,950

☐ Income is **Above** Guidelines

☐ Income is **Below** Guidelines

Please note: income information is for CBDG reporting only and is not used to determine whether applicants qualify for grant money.

C. Architectural Information on Property (if unknown you may leave this section blank):

Historic Name of Building: _____
Address of Historic Property: 208 Windsor Dr.
Construction Date/Era: 1927
Architectural Style: TUDOR
Historic Background (Brief): _____

PLEASE READ AND SIGN: The information in this application is accurate to the best of my knowledge. I agree to supply any relevant documentation that is required for the proper review of this application and I understand that any missing or incomplete information may delay the review process. By signing this I also authorize the City of Waukesha or its agents to enter upon my property for the purpose of reviewing this application.

Signed: [Signature] Date: 6/21/21

Estimated start date: Mid July 2021
 Estimated completion date: End July 2021
 I/We intend/have already applied for the state's preservation tax credits: Yes ☒ No
 Status: _____

Have you done any previous restoration or repair work on this property?
☒ No ☐ Yes If yes, what has been done?

Are you aware of any significant alterations or restoration done by previous owners?
☐ No ☒ Yes If yes, what has been done?
Chimney was completely replaced, not using original Chicago common
brick. Also, in 1960's / 70's addition was put on home, not matching original
construction

Are any further repairs or alterations planned for this building for the future?
☐ No ☒ Yes If yes, please describe:
Repair of chimney, when money allows.

E. Criteria Checklist:

REQUIRED FOR ALL PROJECTS

- ☒ Photographs of affected areas and existing conditions from all sides
- ☒ Historic plans, elevations or photographs (if available)
- ☒ Material and design specifications, including samples and/or product brochures/literature when appropriate

REQUIRED FOR ALL PROPOSED NEW CONSTRUCTION, ADDITIONS, EXTERIOR ALTERATIONS, FENCING AND LANDSCAPING

- ☐ Site and/or elevation plan – to scale
 (required for all new construction or proposed additions)

REQUIRED FOR EXTERIOR PAINT WORK

- ☒ Color samples (including brand of paint and product ID number) and placement on the structure


REQUIRED FOR ALL LCP&R APPLICATIONS


Provide a detailed cost estimate for these repair(s), based on the number of gallons of paint, the amount of lumber, or the number of panes of glass, etc. Be certain to separate material costs from labor. Include a written estimate(s) if available:


























6600 Schoolway, Greendale WI 53129
414.423.9200 - 414.423.9201 fax

Proposal # 12732

June 17, 2021

Proposal Submitted:

Mark & Niniana Fiorina
208 Windsor Drive
Waukesha, WI, 53186
262.501.0075
Fiorina.mark@gmail.com

Work to Be Performed at:

We hereby propose to furnish all materials and provide all labor for the following home improvement scope of work. Exterior Remodel & Repairs.

TOTAL: \$11,133.10 (Initial)

- Secure all permits necessary.
- J&J Contractors I LLC to comply with all OSHA safety regulations.
- Remove and dispose of existing gutter and gutter guards on the front section of the house. Approx. 110.
- Remove and set aside the (2) decorative korbels and spindles on the front entry way of the house.
- Remove the existing posts and cedar trim around the columns and support header on the front of the house.
- Furnish and install new pressure-treated 6X6 posts for the columns and support headers on the front of the house.
- Repair any rotting framing. There is a \$100 allowance for any unforeseen framing repairs included in the initial proposal. Any repairs beyond the initial allowance will incur cost of time and materials with prior authorization from the homeowner before executing any additional repairs beyond the initial scope.
- Furnish and install new LP Smart Side composite trim around all the newly installed columns and headers on the front entry way of the house. New LP Smart Side includes custom pre-finished paint.
-LP Smart Side Paint Color: Royal Brown.
- Reinstall existing korbels and spindles on the front of the house to closely duplicate the existing look.
- Furnish the labor and materials to repair any exterior damage for the newly installed composite trim on the front and sides of the house.
- Fabricate and install new flashings as needed. Color to match.
- Furnish and install new 6" aluminum seamless gutter on the front of the house. Color: Royal Brown.
- Install new gutter apron and screw-in gutter brackets. New apron will be installed if we can remove the existing apron without compromising the integrity of the first row of shingles. If this cannot be performed then we will reuse the existing gutter apron currently there.
- Furnish and install new Raindrop Gutter Guards for the newly installed gutter on the front of the house.
- Fabricate and install new rain/splash guard on the front of the new gutter and on the gable side of the house. The rain guard will be installed where the gutter meets the house and extend approx. 1ft. out.
- Apply matching caulk as needed.
- Remove and reinstall existing downspouts.
- Remove and dispose of existing trim on the side of the house. Approx. 10ft. of 1x6 and accent 1x3 trim to be removed.
- Furnish and install new LP Smart Side composite trim on the side of the house. Approx. 10ft.
-New Gutter detail will have only 1 piece of 1x3.
- Fabricate and install new drip cap for the newly installed siding trim.
- Apply matching caulk as needed.
- Cleanup and removal of all debris
- 5 Year Workmanship Warranty

Respectfully submitted by: Erik Hart

The above prices, specifications and conditions are satisfactory and are hereby accepted as stated on page 1 and page 2. You are authorized to execute the work specified. Payment will be made as outlined.

Authorized Signature: _____

Date: _____

All project quotes are valid for twenty-one days and may be withdrawn at any time at the discretion of J & J Contractors I LLC

WI License 679100 - Insured